

PRODUCT MONOGRAPH

Pr **ALENDRONATE**

Alendronate Sodium Tablets, USP

Alendronic Acid 40 mg and 70 mg (as Alendronate Sodium)

Bone Metabolism Regulator

Cobalt Pharmaceuticals Company
6500 Kitimat Road
Mississauga, Ontario
L5N 2B8

Date of Revision:
September 30, 2013

Control No.: 167630

Table of Contents

PART I: HEALTH PROFESSIONAL INFORMATION.....	3
SUMMARY PRODUCT INFORMATION	3
INDICATIONS AND CLINICAL USE.....	3
CONTRAINDICATIONS	3
WARNINGS AND PRECAUTIONS.....	4
ADVERSE REACTIONS.....	7
DRUG INTERACTIONS	11
DOSAGE AND ADMINISTRATION.....	13
OVERDOSAGE	14
ACTION AND CLINICAL PHARMACOLOGY	15
STORAGE AND STABILITY.....	19
SPECIAL HANDLING INSTRUCTIONS	19
DOSAGE FORMS, COMPOSITION AND PACKAGING	19
PART II: SCIENTIFIC INFORMATION	20
PHARMACEUTICAL INFORMATION.....	20
CLINICAL TRIALS.....	21
DETAILED PHARMACOLOGY	31
TOXICOLOGY	33
REFERENCES	35
PART III: CONSUMER INFORMATION.....	37

ALENDRONATE

Alendronate Sodium Tablets, USP

Alendronic Acid 40 mg and 70 mg (as Alendronate Sodium)

Bone Metabolism Regulator

PART I: HEALTH PROFESSIONAL INFORMATION

SUMMARY PRODUCT INFORMATION

Route of Administration	Dosage Form / Strength	All Nonmedicinal Ingredients
oral	tablets 40mg, 70 mg	Croscarmellose sodium, microcrystalline cellulose, lactose monohydrate and magnesium stearate.

INDICATIONS AND CLINICAL USE

ALENDRONATE (alendronate sodium) is indicated for:

- The treatment and prevention of osteoporosis in postmenopausal women.
 - For the treatment of osteoporosis, alendronate increases bone mass and prevents fractures, including those of the hip and spine (vertebral compression fractures).
- Osteoporosis may be confirmed by the finding of low bone mass (for example, at least 2.0 standard deviations below the premenopausal mean) or by the presence or history of osteoporotic fracture.
- The treatment of Paget's disease of bone in men and women.
 - Treatment is indicated in patients with Paget's disease of bone having serum alkaline phosphatase at least two times the upper limit of normal, or those who are symptomatic, or those at risk for future complications from their disease.

Important limitations of use: The optimal duration of use has not been determined. Patients should have the need for continued therapy re-evaluated on a periodic basis (see DOSAGE AND ADMINISTRATION).

CONTRAINDICATIONS

- Patients who are hypersensitive to this drug or to any ingredient in the formulation. For a

complete listing, see the DOSAGE FORMS, COMPOSITION AND PACKAGING section of the product monograph.

- Abnormalities of the esophagus which delay esophageal emptying such as stricture or achalasia.
- Inability to stand or sit upright for at least 30 minutes
- Hypocalcemia (see WARNINGS AND PRECAUTIONS)
- Renal insufficiency with creatinine clearance <0.58 mL/s [<35 mL/min] (see DOSAGE AND ADMINISTRATION)

WARNINGS AND PRECAUTIONS

General

To facilitate delivery to the *stomach* and thus reduce the potential for esophageal irritation, patients should be instructed to swallow each tablet of ALENDRONATE (alendronate sodium) with a full glass of water. Patients should be instructed not to lie down for at least 30 minutes and until after their first food of the day. Patients should not chew or suck on the tablet because of a potential for oropharyngeal ulceration. Patients should be specifically instructed not to take ALENDRONATE at bedtime or before arising for the day. Patients should be informed that failure to follow these instructions may increase their risk of esophageal problems. Patients should be instructed that if they develop symptoms of esophageal disease (such as difficulty or pain upon swallowing, retrosternal pain or new or worsening heartburn) they should stop taking ALENDRONATE immediately and consult their physician.

Causes of osteoporosis other than estrogen deficiency, aging and glucocorticoid use should be considered.

Osteonecrosis of the jaw

Osteonecrosis of the jaw (ONJ) has been reported in patients with cancer receiving treatment regimens including bisphosphonates. The majority of reports occurred following tooth extractions with delayed healing and involved cancer patients treated with intravenous bisphosphonates. Many of these patients were also receiving chemotherapy and corticosteroids. However, some cases have also occurred in patients receiving oral bisphosphonate treatment for postmenopausal osteoporosis and other diagnoses. The majority of reported cases have been associated with dental procedures such as tooth extraction. Many had signs of local infection, including osteomyelitis.

A dental examination with appropriate preventive dentistry should be considered prior to treatment with bisphosphonates in patients with concomitant risk factors. Known risk factors for osteonecrosis of the jaw include a diagnosis of cancer, concomitant therapies (e.g.,

chemotherapy, radiotherapy, corticosteroids, immunosuppressive drugs), poor oral hygiene, comorbid disorders (e.g., periodontal and/or other pre-existing dental disease, anemia, coagulopathy, infection, diabetes mellitus), smoking, and heavy alcohol use.

Patients who develop osteonecrosis of the jaw should receive appropriate antibiotic therapy and/or oral surgery and discontinuation of bisphosphonate therapy should be considered based on individual benefit/risk assessment. Dental surgery may exacerbate the condition. For patients requiring dental procedures (e.g. tooth extraction, dental implants), there are no definitive data available to establish whether discontinuation of bisphosphonate treatment reduces the risk of ONJ.

Clinical judgment of the treating physician and/or oral surgeon should guide the management plan, including bisphosphonate treatment, of each patient based on individual benefit/risk assessment.

Musculoskeletal

In post marketing experience, severe and occasionally incapacitating bone, joint, and/or muscle pain has been reported in patients taking bisphosphonates that are approved for the prevention and treatment of osteoporosis (see ADVERSE REACTIONS). However, such reports have been infrequent. This category of drugs includes Alendronate. Most of the patients were postmenopausal women. The time to onset of symptoms varied from one day to several months after starting the drug. Most patients had relief of symptoms after stopping the medication. A subset had recurrence of symptoms when rechallenged with the same drug or another bisphosphonate.

In placebo-controlled clinical studies of Alendronate, the percentages of patients with these symptoms were similar in the alendronate and placebo groups.

Low-energy fractures of the subtrochanteric and proximal femoral shaft have been reported in some long-term (time to onset in the majority of reports ranged from 18 months to 10 years) alendronate-treated patients. Some were stress fractures (some of which were reported as insufficiency fractures) occurring in the absence of apparent trauma. Some patients experienced prodromal pain in the affected area, often associated with imaging features of stress fracture, weeks to months before a complete fracture occurred. Approximately one third of these fractures were bilateral; therefore the contralateral femur should be examined in patients who have sustained a femoral shaft stress fracture. Poor healing of these fractures was also reported. Patients with suspected stress fractures should be evaluated, including evaluation for causes and risk factors of stress fractures (e.g., vitamin D deficiency, malabsorption, glucocorticoid use, lower extremity arthritis or fracture, previous stress fracture, extreme or increased exercise, diabetes mellitus, chronic alcohol abuse), and receive appropriate orthopedic care. Interruption of alendronate therapy in patients with stress fractures should be considered based on individual benefit/risk assessment.

Endocrine and Metabolism

Hypocalcemia must be corrected before initiating therapy with ALENDRONATE (see CONTRAINDICATIONS). Other disorders affecting mineral metabolism (such as Vitamin D deficiency) should be treated. In patients with these conditions, serum calcium and symptoms of

hypocalcemia should be monitored during therapy with ALENDRONATE. Symptomatic hypocalcemia has been reported rarely, both in patients with predisposing conditions and patients without known predisposing conditions. Patients should be advised to report to their physicians any symptoms of hypocalcemia, such as paresthesias or muscle spasms. Physicians should carefully evaluate patients who develop hypocalcemia during therapy with ALENDRONATE for predisposing conditions.

Due to the positive effects of alendronate in increasing bone mineral, small, asymptomatic decreases in serum calcium and phosphate may occur, especially in patients with Paget's disease, in whom the pretreatment rate of bone turnover may be greatly elevated, and in patients receiving glucocorticoids, in whom calcium absorption may be decreased.

Ensuring adequate calcium and Vitamin D intake is especially important in patients with Paget's disease of bone and in patients receiving glucocorticoids.

Gastrointestinal

ALENDRONATE, like other bisphosphonates, may cause local irritation of the upper gastrointestinal mucosa.

Esophageal adverse experiences, such as esophagitis, esophageal ulcers and esophageal erosions, rarely followed by esophageal stricture or perforation, have been reported in patients receiving treatment with alendronate. In some cases these have been severe and required hospitalization. Physicians should therefore be alert to any signs or symptoms signaling a possible esophageal reaction and patients should be instructed to discontinue ALENDRONATE immediately and seek medical attention if they develop dysphagia, odynophagia, retrosternal pain or new or worsening heartburn.

The risk of severe esophageal adverse experiences appears to be greater in patients who lie down after taking alendronate and/or who fail to swallow it with the recommended amount of water, and/or who continue to take alendronate after developing symptoms suggestive of esophageal irritation. Therefore, it is very important that the full dosing instructions are provided to, and understood by, the patient (see DOSAGE AND ADMINISTRATION).

Because of possible irritant effects of alendronate on the upper gastrointestinal mucosa and a potential for worsening of the underlying disease, caution should be used when ALENDRONATE is given to patients with active upper gastrointestinal problems, such as dysphagia, esophageal diseases (including known Barrett's esophagus), gastritis, duodenitis, or ulcers.

While no increased risk was observed in extensive clinical trials, there have been rare (post-marketing) reports of gastric and duodenal ulcers, some severe and with complications.

Ophthalmologic

Ocular disturbances including conjunctivitis, uveitis, episcleritis and scleritis have been reported with alendronate therapy. Patients with ocular events other than uncomplicated conjunctivitis should be referred to an ophthalmologist for evaluation. If ocular inflammatory symptoms are

observed, treatment may need to be discontinued.

Special Populations

Pregnant Women:

Alendronate has not been studied in pregnant women and should not be given to them.

Nursing Women:

Alendronate has not been studied in nursing mothers and should not be given to them.

Pediatrics (<18 years of age):

Alendronate is not indicated for use in children.

Geriatrics:

In clinical studies, there was no age-related difference in the efficacy or safety profiles of alendronate.

Monitoring and Laboratory Tests:

Not Applicable

ADVERSE REACTIONS

Clinical Trial Adverse Drug Reactions

Because clinical trials are conducted under very specific conditions the adverse drug reaction rates observed in the clinical trials may not reflect the rates observed in practice and should not be compared to the rates in the clinical trials of another drug. Adverse drug reaction information from clinical trials is useful for identifying drug-related adverse events and for approximating rates.

In clinical studies, alendronate was generally well tolerated. In studies of up to five years in duration, side effects, which usually were mild, generally did not require discontinuation of therapy.

Alendronate has been evaluated for safety in clinical studies in approximately 7200 postmenopausal women.

Treatment of Osteoporosis

Postmenopausal Women

In two, three-year, placebo-controlled, double-blind, multicenter studies (United States and Multinational) of virtually identical design, with a total of 994 postmenopausal women, the overall safety profiles of alendronate 10 mg/day and placebo were similar. Discontinuation of therapy due to any clinical adverse experience occurred in 4.1% of 196 patients treated with alendronate 10 mg/day and 6.0% of 397 patients treated with placebo.

Adverse experiences considered by the investigators as possibly, probably, or definitely drug-related in $\geq 1\%$ of patients treated with either alendronate 10 mg/day or placebo are presented in the following table:

**Drug-Related* Adverse Experiences
Reported in $\geq 1\%$ of Patients
Treated for Osteoporosis**

	Alendronate, 10mg/day % (n=196)	Placebo % (n=397)
Gastrointestinal		
abdominal pain	6.6	4.8
nausea	3.6	4.0
dyspepsia	3.6	3.5
constipation	3.1	1.8
diarrhea	3.1	1.8
flatulence	2.6	0.5
acid regurgitation	2.0	4.3
esophageal ulcer	1.5	0.0
vomiting	1.0	1.5
dysphagia	1.0	0.0
abdominal distention	1.0	0.8
gastritis	0.5	1.3
Musculoskeletal		
musculoskeletal (bone, muscle or joint) pain	4.1	2.5
muscle cramp	0.0	1.0
Nervous System/Psychiatric		
headache	2.6	1.5
dizziness	0.0	1.0
Special Senses		
taste perversion	0.5	1.0

* Considered possibly, probably, or definitely drug-related as assessed by the investigators.

One patient treated with alendronate (10 mg/day), who had a history of peptic ulcer disease and gastrectomy and who was taking concomitant acetylsalicylic acid (ASA) developed an anastomotic ulcer with mild hemorrhage, which was considered drug-related. ASA and alendronate were discontinued and the patient recovered.

In the two-year extension (treatment years 4 and 5) of the above studies, the overall safety profile of alendronate 10 mg/day was similar to that observed during the three-year placebo-controlled period. Additionally, the proportion of patients who discontinued alendronate 10 mg/day due to any clinical adverse experience was similar to that during the first three years of the study.

In the Fracture Intervention Trial, discontinuation of therapy due to any clinical adverse experience occurred in 9.1% of 3236 patients treated with alendronate 5 mg/day for two years and 10 mg/day for either one or two additional years and 10.1% of 3223 patients treated with placebo. Discontinuations due to upper gastrointestinal adverse experiences were: Alendronate, 3.2%; placebo, 2.7%. The overall adverse experience profile was similar to that seen in other studies with alendronate 5 or 10 mg/day.

In a one-year, double-blind multicenter study, the overall safety and tolerability profiles of alendronate 70 mg once weekly and alendronate 10 mg daily were similar. The adverse experiences considered by the investigators as possibly, probably, or definitely drug-related in $\geq 1\%$ of patients in either treatment group are presented in the following table:

Drug-Related* Adverse Experiences Reported in $\geq 1\%$ of Patients Treated for Osteoporosis		
	Alendronate 70mg Once Weekly % (n=519)	Alendronate 10mg/day % (n=370)
Gastrointestinal		
abdominal pain	3.7	3.0
dyspepsia	2.7	2.2
acid regurgitation	1.9	2.4
nausea	1.9	2.4
abdominal distention	1.0	1.4
constipation	0.8	1.6
flatulence	0.4	1.6
gastritis	0.2	1.1
gastric ulcer	0.0	1.1
Musculoskeletal		
musculoskeletal (bone, muscle, joint) pain	2.9	3.2
muscle cramp	0.2	1.1

* Considered possibly, probably, or definitely drug-related as assessed by the investigators.

Men

In two placebo-controlled, double-blind, multicenter studies in men (a two-year study of alendronate 10 mg/day [n=146] and a one-year study of alendronate 70 mg once weekly [n=109]), the safety profile of alendronate was generally similar to that seen in postmenopausal women. The rates of discontinuation of therapy due to any clinical adverse experience were 2.7% for alendronate 10 mg/day vs. 10.5% for placebo, and 6.4% for alendronate 70 mg once weekly vs. 8.6% for placebo.

Other Studies in Men and Women

In a ten-week endoscopy study in men and women (n=277; mean age: 55) no difference was seen in upper gastrointestinal tract lesions between alendronate 70 mg once weekly and placebo.

In an additional one-year study in men and women (n=335; mean age: 50) the overall safety and tolerability profiles of alendronate 70 mg once weekly were similar to that of placebo and no difference was seen between men and women.

Concomitant Use with Estrogen/Hormone Replacement Therapy

In two studies (of one and two years' duration) of postmenopausal osteoporotic women (total: n=853), the safety and tolerability profile of combined treatment with alendronate 10 mg once daily and estrogen ± progestin (n=354) was consistent with those of the individual treatments.

Paget's Disease of Bone

In clinical studies (Paget's disease and osteoporosis), adverse experiences reported in 175 patients taking alendronate 40 mg/day for 3 - 12 months were similar to those in postmenopausal women treated with alendronate 10 mg/day. However, there was an apparent increased incidence of upper gastrointestinal adverse experiences in patients taking alendronate 40 mg/day (17.7% Alendronate vs 10.2% placebo). Isolated cases of esophagitis and gastritis resulted in discontinuation of treatment.

Additionally, musculoskeletal pain (bone, muscle or joint), which has been described in patients with Paget's disease treated with other bisphosphonates, was reported by the investigators as possibly, probably, or definitely drug-related in approximately 6% of patients treated with alendronate 40 mg/day versus approximately 1% of patients treated with placebo, but rarely resulted in discontinuation of therapy. Discontinuation of therapy due to any clinical adverse experience occurred in 6.4% of patients with Paget's disease treated with alendronate 40 mg/day and 2.4% of patients treated with placebo.

Less Common Clinical Trial Adverse Drug Reactions (<1%)

Skin: Rarely, rash and erythema have occurred.

Abnormal Hematologic and Clinical Chemistry Findings

Laboratory Tests

In double-blind, multicenter, controlled studies, asymptomatic, mild, and transient decreases in serum calcium and phosphate were observed in approximately 18 and 10%, respectively, of patients taking alendronate versus approximately 12 and 3% of those taking placebo. However, the incidences of decreases in serum calcium to <8.0 mg/dL (2.0 mM) and serum phosphate to ≤2.0 mg P*/dL (0.65 mM) were similar in both treatment groups.

In a small, open-label study, at higher doses (80 mg/day) some patients had elevated transaminases. However, this was not observed at 40 mg/day. No clinically significant toxicity was associated with these laboratory abnormalities.

Rare cases of leukemia have been reported following therapy with other bisphosphonates. Any causal relationship to either the treatment or to the patients' underlying disease has not been established.

* P: Elemental phosphorus

Post-Market Adverse Drug Reactions

Post-Marketing Experience

The following adverse reactions have been reported in post-marketing use:

Body as a Whole: Hypersensitivity reactions including urticaria and rarely angioedema. As with other bisphosphonates, transient symptoms as in an acute-phase response (myalgia, malaise, asthenia and rarely, fever) have been reported with alendronate, typically in association with initiation of treatment. Rarely, symptomatic hypocalcemia has occurred, both in association with predisposing conditions and in patients without known predisposing conditions. Rarely, peripheral edema.

Dental: Localized osteonecrosis of the jaw (ONJ) has been reported rarely with oral bisphosphonate treatment. ONJ is generally associated with local infection (including osteomyelitis), tooth extraction with delayed healing (see WARNINGS AND PRECAUTIONS, General).

Gastrointestinal: Esophagitis, esophageal erosions, esophageal ulcers, rarely esophageal stricture or perforation, and oropharyngeal ulceration. Some of these have been serious and required hospitalization. Rarely, gastric or duodenal ulcers, some severe and with complications (see WARNINGS AND PRECAUTIONS and DOSAGE AND ADMINISTRATION).

Musculoskeletal: Bone, joint, and/or muscle pain, rarely severe and/or incapacitating (see WARNINGS AND PRECAUTIONS); joint swelling; low-energy femoral shaft fracture (see WARNINGS AND PRECAUTIONS).

Nervous System: Dizziness, vertigo, dysgeusia.

Skin: Rash (occasionally with photosensitivity), pruritus, alopecia, rarely severe skin reactions, including Stevens-Johnson syndrome and toxic epidermal necrolysis.

Special Senses: Rarely uveitis, scleritis or episcleritis.

DRUG INTERACTIONS

Overview

Animal studies have demonstrated that alendronate is highly concentrated in bone and is retained only minimally in soft tissue. No metabolites have been detected. Although alendronate is bound approximately 78% to plasma protein in humans, its plasma concentration is so low after oral dosing that only a small fraction of plasma-binding sites is occupied, resulting in a minimal potential for interference with the binding of other drugs. Alendronate is not excreted through the

acidic or basic transport systems of the kidney in rats, and thus it is not anticipated to interfere with the excretion of other drugs by those systems in humans. In summary, ALENDRONATE (alendronate sodium) is not expected to interact with other drugs based on effects on protein binding, renal excretion, or metabolism of other drugs.

Drug-Drug Interactions

If taken at the same time it is likely that calcium supplements, antacids, other multivalent cations and other oral medications will interfere with absorption of alendronate. Therefore, patients must wait at least one-half hour after taking ALENDRONATE before taking any other oral medication.

Intravenous ranitidine was shown to double the bioavailability of oral alendronate. The clinical significance of this increased bioavailability and whether similar increases will occur in patients given oral H₂-antagonists is unknown; no other specific drug interaction studies were performed.

Concomitant use of hormone replacement therapy (HRT [estrogen ± progestin]) and alendronate was assessed in two clinical studies of one or two years' duration in postmenopausal osteoporotic women. Combined use of alendronate and HRT resulted in greater increases in bone mass, together with greater decreases in bone turnover, than seen with either treatment alone. In these studies, the safety and tolerability profile of the combination was consistent with those of the individual treatments (see ADVERSE REACTIONS, Clinical Trial Adverse Drug Reactions, Concomitant Use with Estrogen/Hormone Replacement Therapy). The studies were too small to detect antifracture efficacy, and no significant differences in fracture incidence among the treatment groups were found.

Specific interaction studies were not performed. Alendronate was used in osteoporosis studies in men, postmenopausal women, and glucocorticoid users, with a wide range of commonly prescribed drugs without evidence of clinical adverse interactions.

In clinical studies, the incidence of upper gastrointestinal adverse events was increased in patients receiving daily therapy with dosages of alendronate greater than 10 mg and acetylsalicylic acid-containing products. This was not observed in a study with alendronate 70 mg once weekly.

ALENDRONATE may be administered to patients taking nonsteroidal anti-inflammatory drugs (NSAIDs). In a three-year, controlled, clinical study (n=2027) during which a majority of patients received concomitant NSAIDs, the incidence of upper gastrointestinal adverse events was similar in patients taking alendronate 5 or 10 mg/day compared to those taking placebo. However, since NSAID use is associated with gastrointestinal irritation, caution should be used during concomitant use with ALENDRONATE.

Drug-Food Interactions

Food and beverages other than plain water may markedly reduce the absorption and effectiveness of alendronate. ALENDRONATE must be taken at least one-half hour before the first food, beverage, or medication of the day with plain water only (see DOSAGE AND

ADMINISTRATION, Administration).

Drug-Herb Interactions

Herbal products may interfere with the absorption of alendronate. ALENDRONATE must be taken at least one-half hour before any herbal products.

Drug-Laboratory Interactions

Interactions with laboratory tests have not been established.

Drug-Lifestyle Interactions

No studies on the effects on the ability to drive and use machines have been performed. However, certain adverse reactions that have been reported with alendronate (e.g., dizziness, vertigo, visual disturbances, and severe bone, muscle or joint pain) may affect some patients' ability to drive or operate machinery. Individual responses to ALENDRONATE may vary.

DOSAGE AND ADMINISTRATION

Recommended Dose

Treatment of Osteoporosis in Postmenopausal Women

The recommended dosage is:

- one 70 mg tablet once weekly

Paget's Disease of Bone in Men and Women

The recommended treatment regimen is 40 mg once a day for six months.

Retreatment of Paget's Disease

In clinical studies in which patients were followed every six months, relapses during the 12 months following therapy occurred in 9% (3 out of 32) of patients who responded to treatment with alendronate. Specific retreatment data are not available, although responses to alendronate were similar in patients who had received prior bisphosphonate therapy and those who had not. Retreatment with alendronate may be considered, following a six-month post-treatment evaluation period, in patients who have relapsed based on increases in serum alkaline phosphatase (which should be measured periodically). Retreatment may also be considered in those who failed to normalize their serum alkaline phosphatase.

The optimal duration of bisphosphonate treatment for osteoporosis has not been established. The need for continued treatment should be re-evaluated periodically based on the benefits and potential risks of Alendronate on an individual patient basis.

Dosage Adjustment

No dosage adjustment is necessary for the elderly or for patients with mild-to-moderate renal insufficiency (creatinine clearance 0.58 to 1 mL/s [35 to 60 mL/min]). ALENDRONATE (alendronate sodium) is not recommended for patients with more severe renal insufficiency (creatinine clearance <0.58 mL/s [<35 mL/min]) due to lack of experience.

Missed Dose

Patients should be instructed that if they miss a dose of ALENDRONATE 70 mg once weekly, they should take one dose on the morning after they remember. They should not take two doses on the same day but should return to taking one dose once a week, as originally scheduled on their chosen day.

Administration

ALENDRONATE must be taken at least one-half hour before the first food, beverage, or medication of the day with plain water only. Other beverages (including mineral water), food, and some medications are known to reduce the absorption of alendronate (see DRUG INTERACTIONS). Waiting less than 30 minutes will lessen the effect of alendronate by decreasing its absorption into the body.

ALENDRONATE should only be taken upon arising for the day. To facilitate delivery to the stomach and thus reduce the potential for esophageal irritation, a ALENDRONATE tablet should be swallowed with a full glass of water (200-250 mL). Patients should not lie down for at least 30 minutes and until after their first food of the day. ALENDRONATE should not be taken at bedtime or before arising for the day. Failure to follow these instructions may increase the risk of esophageal adverse experiences (see WARNINGS AND PRECAUTIONS).

All patients must receive supplemental calcium and Vitamin D, if dietary intake is inadequate.

Although no specific studies have been conducted on the effects of switching patients on another therapy for osteoporosis or Paget's disease to alendronate, there are no known or theoretical safety concerns related to alendronate in patients who previously received any other antiosteoporotic or antipagetetic therapy.

OVERDOSAGE

For management of a suspected drug overdose, contact you regional Poison Control Centre

No specific information is available on the treatment of overdose with alendronate. Hypocalcemia, hypophosphatemia, and upper gastrointestinal adverse events, such as upset stomach, heartburn, esophagitis, gastritis, or ulcer, may result from oral overdose. Milk or antacids should be given to bind alendronate. Due to the risk of esophageal irritation, vomiting should not be induced and the patient should remain fully upright.

Dialysis would not be beneficial.

ACTION AND CLINICAL PHARMACOLOGY

Mechanism of Action

Alendronate sodium is a bisphosphonate that acts as a potent, specific inhibitor of osteoclast-mediated bone resorption. Bisphosphonates are synthetic analogs of pyrophosphate that bind to the hydroxyapatite found in bone.

Pharmacodynamics

Alendronate is a bisphosphonate that binds to bone hydroxyapatite and specifically inhibits the activity of osteoclasts, the bone-resorbing cells. Alendronate reduces bone resorption with no direct effect on bone formation, although the latter process is ultimately reduced because bone resorption and formation are coupled during bone turnover.

Osteoporosis in Postmenopausal Women

Osteoporosis is characterized by low bone mass that leads to an increased risk of fracture. The diagnosis can be confirmed by the finding of low bone mass, evidence of fracture on x-ray, a history of osteoporotic fracture, or height loss or kyphosis, indicative of vertebral fracture. Osteoporosis occurs in both males and females but is most common among women following the menopause, when bone turnover increases and the rate of bone resorption exceeds that of bone formation. These changes result in progressive bone loss and lead to osteoporosis in a significant proportion of women over age 50. Fractures, usually of the spine, hip, and wrist, are the common consequences. From age 50 to age 90, the risk of hip fracture in white women increases 50-fold and the risk of vertebral fracture 15- to 30-fold. It is estimated that approximately 40% of 50-year-old women will sustain one or more osteoporosis-related fractures of the spine, hip, or wrist during their remaining lifetimes. Hip fractures, in particular, are associated with substantial morbidity, disability, and mortality.

Daily oral doses of alendronate (5, 20, and 40 mg for six weeks) in postmenopausal women produced biochemical changes indicative of dose-dependent inhibition of bone resorption, including decreases in urinary calcium and urinary markers of bone collagen degradation (such as deoxypyridinoline and cross-linked N-telopeptides of type I collagen). These biochemical changes tended to return toward baseline values as early as 3 weeks following the discontinuation of therapy with alendronate and did not differ from placebo after 7 months.

Long-term treatment of osteoporosis with alendronate 10 mg/day (for up to five years) reduced urinary excretion of markers of bone resorption, deoxypyridinoline and cross-linked N-telopeptides of type I collagen, by approximately 50% and 70%, respectively, to reach levels similar to those seen in healthy premenopausal women. Similar decreases were seen in patients in osteoporosis prevention studies who received alendronate 5 mg/day. The decrease in the rate of bone resorption indicated by these markers was evident as early as one month and at three to six months reached a plateau that was maintained for the entire duration of treatment with alendronate. In osteoporosis treatment studies, alendronate 10 mg/day decreased the markers of bone formation, osteocalcin and bone specific alkaline phosphatase by approximately 50%, and total serum alkaline phosphatase, by approximately 25 to 30%, to reach a plateau after 6 to 12 months. In osteoporosis prevention studies, alendronate 5 mg/day decreased osteocalcin and total

serum alkaline phosphatase by approximately 40% and 15%, respectively. Similar reductions in the rate of bone turnover were observed in postmenopausal women during a one-year study with alendronate 70 mg once weekly for the treatment of osteoporosis. These data indicate that the rate of bone turnover reached a new steady-state, despite the progressive increase in the total amount of alendronate deposited within bone.

As a result of inhibition of bone resorption, asymptomatic reductions in serum calcium and phosphate concentrations were also observed following treatment with alendronate. In the long-term studies, reductions from baseline in serum calcium (approximately 2%) and phosphate (approximately 4 to 6%) were evident the first month after the initiation of alendronate 10 mg. No further decreases in serum calcium were observed for the five-year duration of treatment, however, serum phosphate returned toward prestudy levels during years three through five. Similar reductions were observed with alendronate 5 mg/day. In a one-year study with alendronate 70 mg once weekly, similar reductions were observed at 6 and 12 months. The reduction in serum phosphate may reflect not only the positive bone mineral balance due to alendronate but also a decrease in renal phosphate reabsorption.

Osteoporosis in Men

Even though osteoporosis is less prevalent in men than in postmenopausal women, a significant proportion of osteoporotic fractures occur in men. The prevalence of vertebral deformities appears to be similar in men and women. Treatment of men with osteoporosis with alendronate 10 mg/day for two years reduced urinary excretion of cross-linked N-telopeptides of type I collagen by approximately 60% and bone-specific alkaline phosphatase by approximately 40%. Similar reductions were observed in a one-year study in men with osteoporosis receiving alendronate 70 mg once weekly.

Paget's Disease of Bone

Paget's disease of bone is a chronic, focal skeletal disorder characterized by greatly increased and disorderly bone remodeling. Excessive osteoclastic bone resorption is followed by osteoblastic new bone formation, leading to the replacement of the normal bone architecture by disorganized, enlarged, and weakened bone structure.

Clinical manifestations of Paget's disease range from no symptoms to severe morbidity due to bone pain, bone deformity, pathological fractures, and neurological and other complications. Serum alkaline phosphatase, the most frequently used biochemical index of disease activity, provides an objective measure of disease severity and response to therapy.

Alendronate decreases the rate of bone resorption directly, which leads to an indirect decrease in bone formation. In clinical trials, alendronate 40 mg once daily for six months produced significant decreases in serum alkaline phosphatase as well as in urinary markers of bone collagen degradation. As a result of the inhibition of bone resorption, alendronate induced generally mild, transient, and asymptomatic decreases in serum calcium and phosphate.

Pharmacokinetics

Summary of Pharmacokinetic Parameters in the Normal Population

	Mean	90% Confidence Interval
Absolute bioavailability of 40 mg tablet, taken 2 hours before first meal of the day	0.60% (females)	(0.46, 0.78)
Absolute bioavailability of 70 mg tablet, taken 2 hours before first meal of the day	0.57% (females)	(0.44, 0.73)
Renal clearance mL/s (mL/min) (n=6)	1.18 (71)	(1.07, 1.3) (64, 78)

Absorption:

Relative to an intravenous (IV) reference dose, the mean oral bioavailability of alendronate in women was 0.64% for doses ranging from 5 to 70 mg when administered after an overnight fast and two hours before a standardized breakfast. Oral bioavailability of the 10 mg tablet in men was 0.59%.

A study examining the effect of timing of a meal on the bioavailability of alendronate was performed in 49 postmenopausal women. Bioavailability was decreased (by approximately 40%) when 10 mg alendronate was administered either 0.5 or 1 hour before a standardized breakfast, when compared to dosing 2 hours before eating. In studies of treatment and prevention of osteoporosis, alendronate was effective when administered at least 30 minutes before breakfast.

Bioavailability was negligible whether alendronate was administered with or up to two hours after a standardized breakfast. Concomitant administration of alendronate with coffee or orange juice reduced bioavailability by approximately 60%.

In healthy subjects, oral prednisone (20 mg three times daily for five days) did not produce a clinically meaningful change in the oral bioavailability of alendronate (a mean increase ranging from 20 to 44%).

Distribution:

Preclinical studies (in male rats) show that alendronate transiently distributes to soft tissues following 1 mg/kg IV administration but is then rapidly redistributed to bone or excreted in the urine. The mean steady-state volume of distribution, exclusive of bone, is at least 28 L in humans. Concentrations of drug in plasma following therapeutic oral doses are too low (less than 5 ng/mL) for analytical detection. Protein binding in human plasma is approximately 78%.

Metabolism:

There is no evidence that alendronate is metabolized in animals or humans.

Excretion:

Following a single IV dose of [¹⁴C]alendronate, approximately 50% of the radioactivity was excreted in the urine within 72 hours and little or no radioactivity was recovered in the feces. Following a single 10 mg IV dose, the renal clearance of alendronate was 71 mL/min and systemic clearance did not exceed 200 mL/min. Plasma concentrations fell by more than 95% within 6 hours following IV administration. The terminal half-life in humans is estimated to exceed 10 years, probably reflecting release of alendronate from the skeleton. Based on the above, it is estimated that after 10 years of oral treatment with alendronate (10 mg daily) the amount of alendronate released daily from the skeleton is approximately 25% of that absorbed from the gastrointestinal tract.

Special Populations and Conditions**Pediatrics:**

The oral bioavailability in children (4 to 16 years of age) with osteogenesis imperfecta (OI) was similar to that observed in adults; however, alendronate is not indicated for use in children (see WARNINGS AND PRECAUTIONS, Special Populations, Pediatrics).

Geriatrics:

Bioavailability and disposition (urinary excretion) were similar in elderly (≥65 years of age) and younger patients. No dosage adjustment is necessary (see DOSAGE AND ADMINISTRATION).

Gender:

Bioavailability and the fraction of an IV dose excreted in urine were similar in men and women.

Race:

Pharmacokinetic differences due to race have not been studied.

Hepatic Insufficiency:

As there is evidence that alendronate is not metabolized or excreted in the bile, no studies were conducted in patients with hepatic insufficiency. No dosage adjustment is necessary.

Renal Insufficiency:

Preclinical studies show that, in rats with kidney failure, increasing amounts of drug are present in plasma, kidney, spleen, and tibia. In healthy controls, drug that is not deposited in bone is rapidly excreted in the urine. No evidence of saturation of bone uptake was found after 3 weeks dosing with cumulative IV doses of 35 mg/kg in young male rats. Although no clinical information is available, it is likely that, as in animals, elimination of alendronate via the kidney will be reduced in patients with impaired renal function. Therefore, somewhat greater accumulation of alendronate in bone might be expected in patients with impaired renal function.

No dosage adjustment is necessary for patients with mild-to-moderate renal insufficiency

(creatinine clearance 0.58 to 1 mL/s [35 to 60 mL/min]). Alendronate is not recommended for patients with more severe renal insufficiency (creatinine clearance <0.58 mL/s [<35 mL/min]) due to lack of experience.

STORAGE AND STABILITY

Store at room temperature (15°C - 30°C).

SPECIAL HANDLING INSTRUCTIONS

Keep out of reach of children.

DOSAGE FORMS, COMPOSITION AND PACKAGING

Dosage Forms

ALENDRONATE (alendronate sodium) 40 mg tablets: A white to off-white, arc triangle tablet, embossed “AN” over “40” on one side and “>” on the other. Available in blister strips of 10 tablets.

ALENDRONATE (alendronate sodium) 70 mg tablets: A white to off-white, oval tablet, embossed “AN70” on one side and “>” on the other. Available in blister strips of 4 tablets, blister strips of 10 tablets and bottles of 100 tablets.

Composition

Each 40 mg tablet of ALENDRONATE contains 52.21 mg of alendronate monosodium salt trihydrate, which is the molar equivalent to 40 mg, of Alendronic acid and the following non-medicinal ingredients: croscarmellose sodium, microcrystalline cellulose, lactose monohydrate and magnesium stearate.

Each 70 mg tablet of ALENDRONATE contains 91.36 mg of alendronate monosodium salt trihydrate, which is the molar equivalent to 70 mg, of Alendronic acid and the following non-medicinal ingredients: croscarmellose sodium, microcrystalline cellulose, lactose monohydrate and magnesium stearate.

Packaging

40 mg: Packaged in blisters of 10 tablets

70 mg: Packaged in blisters of 4 tablets
Packaged in blisters of 10 tablets
Packaged in bottles of 100 tablets

PART II: SCIENTIFIC INFORMATION

PHARMACEUTICAL INFORMATION

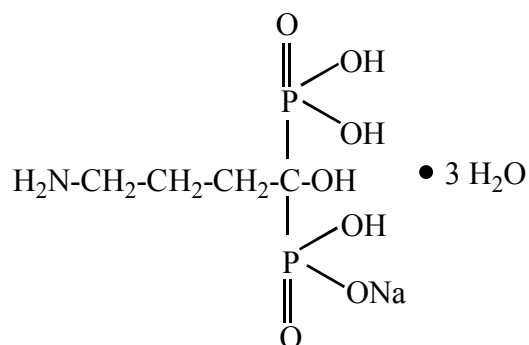
Drug Substance

Proper name: Alendronate sodium (trihydrate) USP

Chemical name: ALENDRONATE tablets contain alendronate sodium, which is described chemically as: (4-amino-1-hydroxybutylidene) bis-, monosodium salt, trihydrate.

Molecular formula and molecular mass: $C_4H_{12}NNaO_7P_2 \cdot 3H_2O$
325.13 g/mol

Structural formula:



Physicochemical properties: Alendronate Sodium is a white to almost white crystalline powder. It is sparingly soluble in water and insoluble in glacial acetic acid.

CLINICAL TRIALS

Comparative Bioavailability Studies

A comparative bioavailability study under fasting conditions was performed on ALENDRONATE (alendronic acid) against the Canadian Reference Product, FOSAMAX[®] (Merck Frosst Canada & Co.). The study was a blinded, single-dose, randomized, two-way cross-over, bioequivalence study on two formulations of the 70 mg Alendronate tablets. The pharmacokinetic data are presented in the following table.

Two-way, Crossover, Single Dose, Fasted Study Alendronate (1 x 70 mg)

From measured data

Parameter	Geometric Mean Arithmetic Mean (CV%)		Ratio of Geometric LS Means (%)	90% Confidence Interval
	ALENDRONATE Tablets 70 mg	Fosamax [®] Tablets* 70 mg		
A _{e,36} (ng)	160894.0961 214289.3 (87.2)	164061.4308 211308.3 (74.3)	98.07	89.63-107.31
AUR ₃₆ (ng)	142905.7348 194715.7 (92.0)	146032.8013 190252.8 (76.6)	97.86	89.03-107.56
R _{max} (ng/h)	51722.74043 65560.7 (78.0)	52227.57233 64114.1(63.6)	99.03	90.91-107.88
T _{max} ^{**} (h)	— 1.5 (49.3)	— 1.5 (51.1)	—	—

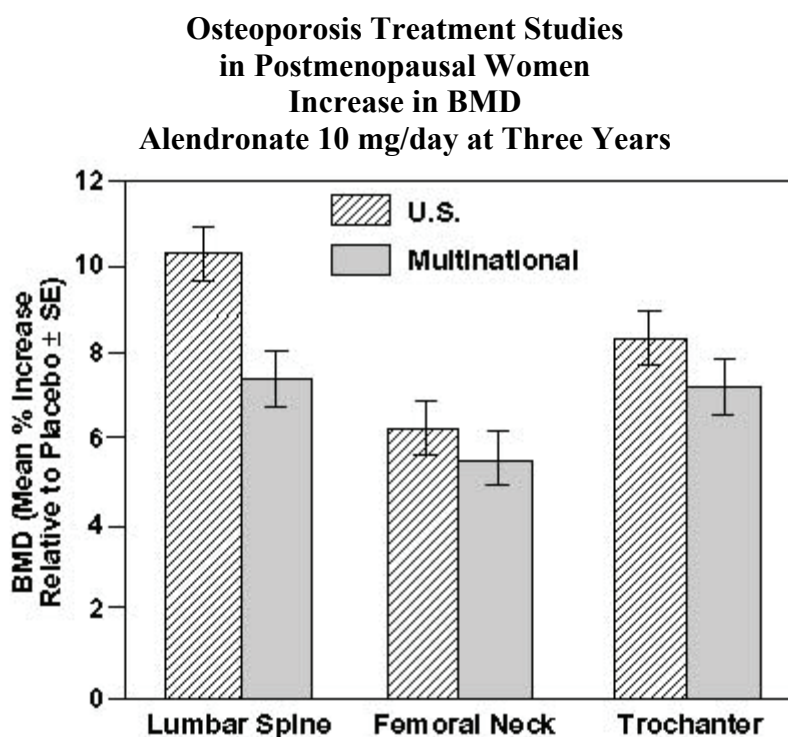
*The reference product, Fosamax[®] 70 mg (Merck Frosst Canada & Co.) was purchased in Canada.

**Median is presented and statistical analysis is based on ranks.

Treatment of Osteoporosis

Postmenopausal Women Effect on Bone Mineral Density

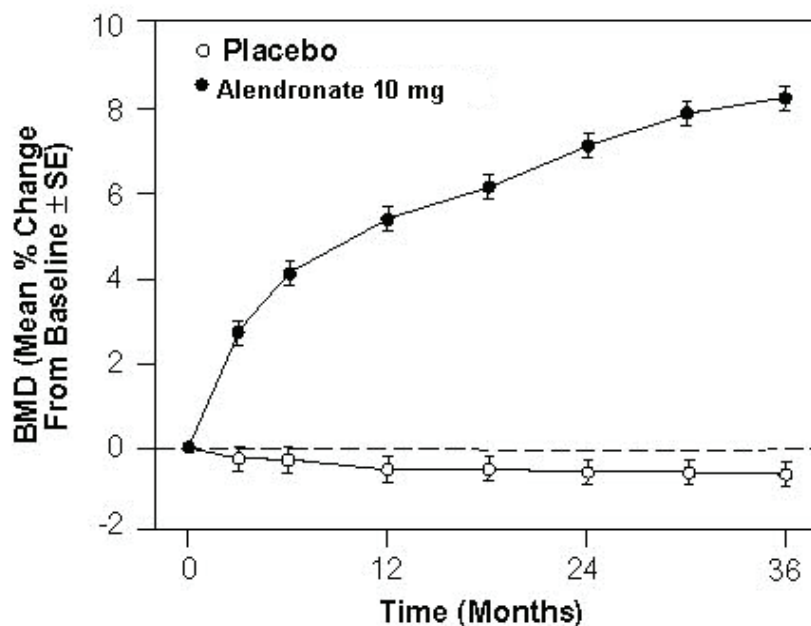
The efficacy of alendronate 10 mg once daily in postmenopausal women, 44 to 84 years of age, with osteoporosis (lumbar spine bone mineral density [BMD] of at least 2 standard deviations below the premenopausal mean) was demonstrated in four double-blind, placebo-controlled clinical studies of two or three years duration. These included two large three-year, multicenter studies of virtually identical design, one performed in the United States (U.S.) and the other in 15 different countries (Multinational), which enrolled 478 and 516 patients, respectively. The following graph shows the mean increases in BMD of the lumbar spine, femoral neck, and trochanter in patients receiving alendronate 10 mg/day relative to placebo-treated patients at three years for each of these studies.



In the combined studies, after three years, BMD of the lumbar spine, femoral neck and trochanter in placebo-treated patients decreased significantly by between 0.65 and 1.16%. Highly significant increases, relative both to baseline and placebo, were seen at each measurement site in each study in patients who received alendronate 10 mg/day. Total body BMD also increased significantly in both studies, suggesting that the increases in bone mass of the spine and hip did not occur at the expense of other skeletal sites. Increases in BMD were evident as early as three months and continued throughout the entire three years of treatment (see following figure for lumbar spine results). In the two-year extension of these studies, treatment with alendronate 10 mg/day resulted in continued increases in BMD at the lumbar spine and trochanter (absolute additional increases between years three and five: lumbar spine, 0.94%; trochanter, 0.88%). BMD at the femoral neck, forearm and total body were maintained. Thus, alendronate reverses the progression of osteoporosis. Alendronate was similarly effective regardless of age, race,

baseline rate of bone turnover, renal function and use with a wide range of common medications.

**Osteoporosis Treatment Studies
in Postmenopausal Women**
**Time Course of Effect of
Alendronate 10 mg/day Versus Placebo:
Lumbar Spine BMD Percent Change From Baseline**



In a separate study, alendronate 10 mg/day for two years induced highly significant increases in BMD of the spine, femoral neck, trochanter, and total body relative to either intranasal salmon calcitonin 100 IU/day or placebo.

The therapeutic equivalence of alendronate 70 mg once weekly (n=519) and alendronate 10 mg daily (n=370) was demonstrated in a one-year, double-blind, multicenter study of postmenopausal women with osteoporosis. The mean increases from baseline in lumbar spine BMD at one year were 5.1% (4.8, 5.4%; 95% CI) in the 70 mg once weekly group and 5.4% (5.0, 5.8%; 95% CI) in the 10 mg daily group. The two treatment groups were also similar with regard to BMD increases at other skeletal sites. In trials with alendronate changes in BMD of this magnitude were associated with a decrease in fracture incidence (see below).

Effects of Withdrawal

In patients with postmenopausal osteoporosis treated with alendronate 10 mg/day for one or two years the effects of treatment withdrawal were assessed. Following discontinuation, bone turnover gradually returned toward pretreatment levels, and BMD no longer increased although accelerated bone loss was not observed. These data indicate that treatment with alendronate must be continuous to produce progressive increases in bone mass.

Effect on Fracture Incidence

To assess the effects of alendronate on vertebral fracture incidence, the U.S. and Multinational studies were combined in an analysis that compared placebo to the pooled dosage groups of

alendronate (5 or 10 mg for three years or 20 mg for two years followed by 5 mg for one year). There was a statistically significant 48% reduction in the proportion of patients treated with alendronate experiencing one or more vertebral fractures relative to those treated with placebo (3.2% vs. 6.2%). An even greater reduction in the total number of vertebral fractures (4.2 vs. 11.3 per 100 patients) was also observed. Furthermore, of patients who sustained any vertebral fracture, those treated with alendronate experienced less height loss (5.9 mm vs. 23.3 mm) due to a reduction in both the number and severity of fractures.

Additionally, analysis of the data pooled across doses of ≥ 2.5 mg from five placebo-controlled studies of two or three years' duration including the U.S. and Multinational studies (Alendronate: n=1012, placebo: n=590) revealed a significant 29% reduction in non-vertebral fracture incidence (Alendronate, 9.0% vs. placebo, 12.6%). Like the effect on vertebral fracture incidence, these results of alendronate treatment are consistent with the observed increases in bone mass.

The Fracture Intervention Trial (FIT) consisted of two studies in postmenopausal women: the Three-Year Study of patients who had at least one baseline vertebral (compression) fracture and the Four-Year Study of patients with low bone mass but without a baseline vertebral fracture.

**Fracture Intervention Trial: Three-Year Study
(patients with at least one baseline vertebral fracture)**

This randomized, double-blind, placebo-controlled 2027-patient study (Alendronate, n=1022; placebo, n=1005) demonstrated that treatment with alendronate resulted in statistically significant and clinically meaningful reductions in fracture incidence at three years as shown in the following table.

**Effect of Alendronate on Fracture Incidence
in the Three-Year Study of FIT
(Patients with Vertebral Fracture at Baseline)**

	% of Patients		Reduction (%) in Fracture Incidence
	Alendronate (n=1022)	Placebo (n=1005)	
Patients with:			
Vertebral fractures (diagnosed by X-ray)[†]			
≥1 new vertebral fracture	7.9	15.0	47 ^{***}
≥2 new vertebral fractures	0.5	4.9	90 ^{***}
Painful (clinical) fractures			
≥1 painful vertebral fracture	2.3	5.0	54 ^{**}
Any painful fracture	13.8	18.1	26 ^{**}
Hip fracture	1.1	2.2	51 [*]
Wrist (forearm) fracture	2.2	4.1	48 [*]

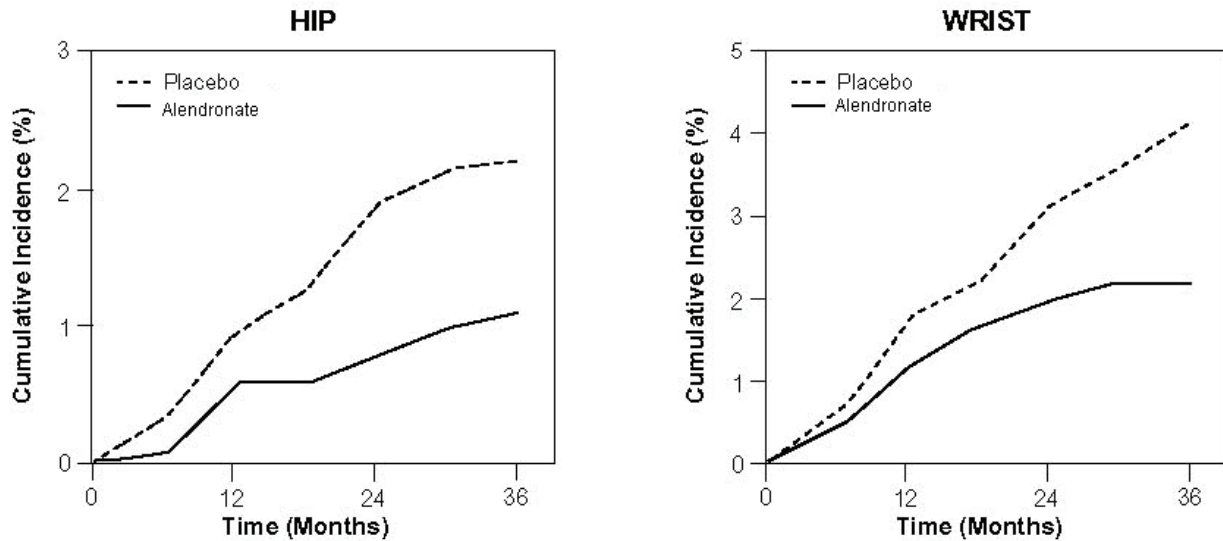
[†] Number evaluable for vertebral fracture: Alendronate, n=984; placebo, n=966

* p < 0.05, ** p < 0.01, *** p < 0.001

Furthermore, in this population of patients with baseline vertebral fracture, treatment with alendronate significantly reduced the incidence of hospitalizations (25.0% vs 30.7%).

The following two figures display the cumulative incidence of hip and wrist fractures in the Three-Year Study of FIT. In both figures, the cumulative incidence of these types of fracture is lower with alendronate compared with placebo at all time points. Alendronate reduced the incidence of hip fracture by 51% and wrist fracture by 48%. Proportionately similar reductions of hip and wrist fractures were seen in pooled earlier osteoporosis treatment studies.

**Cumulative Incidence of Hip and Wrist Fractures
in the Three-Year Study of FIT
(Patients with Vertebral Fracture at Baseline)**



Fracture Intervention Trial: Four-Year Study (patients with low bone mass but without a baseline vertebral fracture)

This randomized, double-blind, placebo-controlled, 4432-patient study (Alendronate, n=2214; placebo, n=2218) further demonstrated the reduction in fracture incidence due to alendronate. The intent of the study was to recruit women with osteoporosis, i.e. with a baseline femoral neck BMD at least two standard deviations below the mean for young adult women. However, due to subsequent revisions to the normative values for femoral neck BMD, 31% of patients were found not to meet this entry criterion and thus this study included both osteoporotic and non-osteoporotic women. The results are shown in the following table for the patients with osteoporosis.

**Effect of Alendronate on Fracture Incidence in
Osteoporotic[†] Patients in the Four-Year Study of FIT
(Patients without Vertebral Fracture at Baseline)**

	% of Patients		
	Alendronate (n=1545)	Placebo (n=1521)	Reduction (%) in Fracture Incidence
Patients with:			
≥1 painful fracture	12.9	16.2	22 ^{**}
≥1 vertebral fracture ^{††}	2.5	4.8	48 ^{***}
≥1 painful vertebral fracture	1.0	1.6	41 ^{†††}
Hip fracture	1.0	1.4	29 ^{†††}
Wrist (forearm) fracture	3.9	3.8	None

[†] Baseline femoral neck BMD at least 2 SD below the mean for young adult women

^{††} Number evaluable for vertebral fracture: Alendronate, n=1426; placebo, n=1428

^{†††} Not significant

^{**} p = 0.01, ^{***} p < 0.001

In all patients (including those without osteoporosis), the reductions in fracture incidence were: ≥1 painful fracture, 14% (p=0.072); ≥1 vertebral fracture, 44% (p=0.001); ≥1 painful vertebral fracture, 34% (p=0.178), and hip fracture, 21% (p=0.44). The incidence of wrist fracture in all patients was alendronate, 3.7%; placebo, 3.2% (not significant).

Combined FIT Studies

The reductions in fracture incidence for the combined Three- and Four-Year Studies of FIT are shown in the following table.

**Effect of Alendronate on Fracture Incidence in the Combined
(Three- and Four- Year) Studies of FIT**

Patients with:	Reduction (%) in Fracture Incidence Alendronate vs Placebo	
	Osteoporotic patients [†] (n=5093)	All patients (n=6459)
Vertebral fractures (diagnosed by X-ray)^{††}		
≥1 vertebral fractures	48***	46***
≥2 vertebral fractures	88***	84***
Painful (clinical) fractures		
Any painful fracture	24***	18**
Painful vertebral fracture	50***	47***
Hip fracture	40*	36 ^{‡‡}
Wrist (forearm) fracture ^{†††}	18 [‡]	6 [‡]

[†] Includes all patients in the Three-Year Study plus osteoporotic patients (baseline femoral neck BMD at least 2 SD below the mean for young adult women) in the Four-Year Study

^{††} Number evaluable for vertebral fractures: osteoporotic patients, n=4804; all patients, n=6084

^{†††} Significant reduction in wrist fracture incidence was observed in the Three-Year Study (patients with baseline vertebral fracture) but not in the Four-Year Study (patients without baseline vertebral fracture)

[‡] Not Significant

* p < 0.05, ** p < 0.01, *** p < 0.001, ^{‡‡} p = 0.059

Consistency of Fracture Results

The reductions in the incidence of vertebral fractures (Alendronate vs. placebo) in the Three- and Four-Year Studies of FIT were consistent with that in the combined U.S. and Multinational (U.S./Mult) treatment studies (see above), in which 80% of the women did not have a vertebral fracture at baseline. During these studies, treatment with alendronate reduced the proportion of women experiencing at least one new vertebral fracture by approximately 50% (Three-Year FIT: 47% reduction, p<0.001; Four-Year FIT: 44% reduction, p=0.001; U.S./Mult: 48% reduction, p=0.034). In addition, alendronate reduced the proportion of women experiencing multiple (two or more) new vertebral fractures by approximately 90% in the U.S./Mult and Three-Year FIT Studies (p<0.001). Thus, alendronate reduces the incidence of vertebral fractures whether or not patients have experienced a previous vertebral fracture.

Overall, these results demonstrate the consistent efficacy of alendronate to reduce the incidence of fractures, including those of the spine and hip, which are the sites of osteoporotic fracture associated with the greatest morbidity.

Bone Histology

Bone histology in 270 postmenopausal patients with osteoporosis treated with alendronate at doses ranging from 1 to 20 mg/day for one, two or three years revealed normal mineralization and structure, as well as the expected decrease in bone turnover relative to placebo. These data, together with the normal bone histology and increased bone strength observed in rats and baboons exposed to long-term alendronate treatment, indicate that bone formed during therapy with alendronate is of normal quality.

Men

The efficacy of alendronate in men with osteoporosis was demonstrated in two clinical studies. A two-year, double-blind, placebo-controlled, multicenter study of alendronate 10 mg once daily enrolled a total of 241 men between the ages of 31 and 87 (mean, 63). At two years, the mean increases relative to placebo in BMD in men receiving alendronate 10 mg/day were: lumbar spine, 5.3%; femoral neck, 2.6%; trochanter, 3.1%; and total body, 1.6% (all $p \leq 0.001$). Consistent with much larger studies in postmenopausal women, in these men, alendronate 10 mg/day reduced the incidence of new vertebral fracture (assessed by quantitative radiography) relative to placebo (0.8% vs 7.1%, respectively; $p=0.017$) and, correspondingly, also reduced height loss (-0.6 vs -2.4 mm; respectively; $p=0.022$).

A one-year, double-blind, placebo-controlled, multicenter study of alendronate 70 mg once weekly enrolled a total of 167 men between the ages of 38 and 91 (mean 66). At one year, the mean increases in BMD relative to placebo were significant at the following sites: lumbar spine, 2.8% (≤ 0.001); femoral neck, 1.9% ($p=0.007$); trochanter, 2.0% ($p \leq 0.001$); and total body, 1.2% ($p=0.018$). These increases in BMD were similar to those seen at one year in the 10 mg once-daily study. The trial was not powered to detect a clinical difference in fracture incidence between the alendronate and placebo groups. However, other studies with daily or weekly alendronate administrations have consistently demonstrated a relationship between increases in BMD (a surrogate marker) and decreases in fracture rate (clinical endpoint). Therefore, it can be assumed that this relationship is also true in men given a weekly administration of alendronate (see REFERENCES).

In both studies alendronate was effective regardless of age, gonadal function or baseline BMD (femoral neck and lumbar spine).

Concomitant Use with Estrogen/Hormone Replacement Therapy (HRT)

The effects on BMD of treatment with alendronate 10 mg once daily and conjugated estrogen (0.625 mg/day) either alone or in combination were assessed in a two-year, double-blind, placebo-controlled study of hysterectomized postmenopausal osteoporotic women ($n=425$). At two years, the increases in lumbar spine BMD from baseline were significantly greater with the combination (8.3%) than with either estrogen or alendronate alone (both 6.0%).

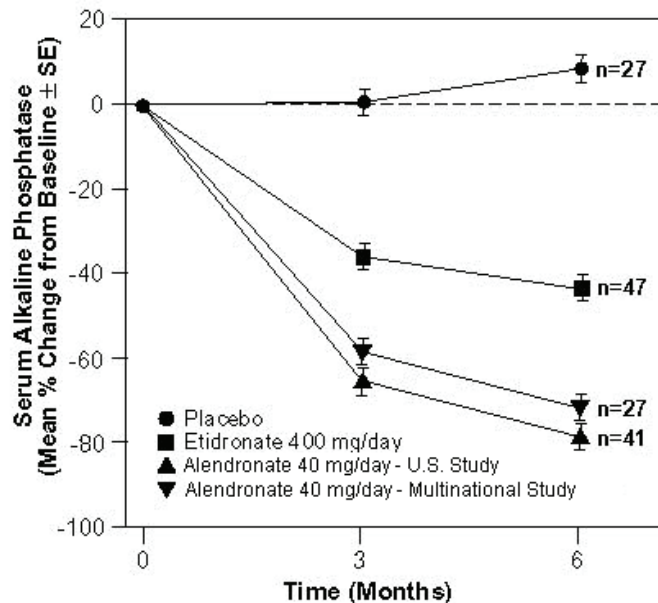
The effects on BMD when alendronate was added to stable doses (for at least one year) of HRT (estrogen \pm progestin) were assessed in a one-year, double-blind, placebo-controlled study in postmenopausal osteoporotic women ($n=428$). The addition of alendronate 10 mg once daily to HRT produced, at one year, significantly greater increases in lumbar spine BMD (3.7%) vs. HRT alone (1.1%).

In these studies, significant increases or favorable trends in BMD for combined therapy compared with HRT alone were seen at the total hip, femoral neck, and trochanter. No significant effect was seen for total body BMD. The studies were too small to detect antifracture efficacy, and no significant differences in fracture incidence among the treatment groups were found.

Paget's Disease of Bone

The efficacy of alendronate 40 mg once daily for six months was demonstrated in two double-blind clinical studies of male and female patients with moderate to severe Paget's disease (alkaline phosphatase at least twice the upper limit of normal): a placebo-controlled multinational study and a U.S. comparative study with etidronate disodium 400 mg/day. The following figure shows the mean percent changes from baseline in serum alkaline phosphatase for up to six months of randomized treatment.

**Studies in Paget's Disease of Bone
Effect on Serum Alkaline Phosphatase of
Alendronate 40 mg/day versus Placebo
or Etidronate 400 mg/day**



At six months the suppression in alkaline phosphatase in patients treated with alendronate was significantly greater than that achieved with etidronate and contrasted with the complete lack of response in placebo-treated patients. Response (defined as either normalization of serum alkaline

phosphatase or decrease from baseline $\geq 60\%$) occurred in approximately 85% of patients treated with alendronate in the combined studies vs. 30% in the etidronate group and 0% in the placebo group. Alendronate was similarly effective irrespective of age, gender, race, renal function, use with a wide range of common medications, prior use of other bisphosphonates, or baseline alkaline phosphatase.

Bone Histology

Bone histology was evaluated in 33 patients with Paget's disease treated with alendronate 40 mg/day for 6 months. As in patients treated for osteoporosis (see CLINICAL TRIALS, Treatment of Osteoporosis, Postmenopausal Women, Bone Histology) alendronate did not impair mineralization, and the expected decrease in the rate of bone turnover was observed. Normal lamellar bone was produced during treatment with alendronate, even where preexisting bone was woven and disorganized. Overall, bone histology data confirm that bone formed during treatment with alendronate is of normal quality.

DETAILED PHARMACOLOGY

Mechanism of Action

Animal studies have indicated the following mode of action. At the cellular level, alendronate shows preferential localization to sites of bone resorption specifically under osteoclasts. The osteoclasts adhere normally to the bone surface but lack the ruffled border that is indicative of active resorption. Alendronate does not interfere with osteoclast recruitment or attachment, but it does inhibit osteoclast activity. Studies in mice on the localization of radioactive [^3H]alendronate in bone showed about 10-fold higher uptake on osteoclast surfaces than on osteoblast surfaces. Bones examined 6 and 49 days after [^3H]alendronate administration, in rats and mice, respectively, showed that normal bone was formed on top of the alendronate, which was incorporated inside the matrix, where it is no longer pharmacologically active. Thus, alendronate must be continuously administered to suppress osteoclasts on newly formed resorption surfaces. Histomorphometry in baboons and rats showed that alendronate treatment reduces bone turnover (i.e., the number of sites at which bone is remodeled). In addition, bone formation exceeds bone resorption at these remodeling sites, leading to progressive gains in bone mass.

Animal Pharmacology

The ability of alendronate to prevent or reverse the bone loss associated with estrogen deficiency was tested *in vivo* in baboons and rats.

Ovariectomized adult baboons undergo bone changes similar to those caused by estrogen deficiency in women. In both, these are reflected early on by increases in biochemical markers of bone resorption (such as urinary deoxypyridinoline) and bone formation (such as serum alkaline phosphatase and osteocalcin). Alendronate, administered for 24 months intravenously every two weeks at 0.05 mg/kg or 0.25 mg/kg (equivalent to human oral doses* of approximately 25 and 125 mg/day), maintained or slightly reduced the levels of biochemical markers in a dose-dependent manner. Importantly, continuous treatment did not cause progressive suppression of

* Based on a patient weight of 50 kg

bone turnover during this 24-month study. Histomorphometric analysis of trabecular bone after 24 months of treatment showed that alendronate, in a dose-dependent manner, prevented the increase in bone turnover caused by ovariectomy and significantly increased the vertebral bone volume. Alendronate also decreased bone turnover in the cortical bone of the radius and prevented an increase in cortical bone porosity. Both in trabecular and cortical bone, there was a positive bone balance at the level of individual remodeling sites (basic multicellular units, BMUs). Bone histology at all sites examined was normal. Furthermore, alendronate significantly increased the BMD of the lumbar spine and the mechanical strength of vertebral trabecular bone. A highly significant positive correlation was found between lumbar spine BMD and bone strength. In summary, these studies indicate that even at doses equivalent to a human oral dose* of approximately 125 mg/day alendronate maintains normal bone quality while increasing both bone mass and bone strength.

Also, alendronate increased bone mass and vertebral strength in ovariectomized rats. Three-month-old rats were ovariectomized and four months later were treated with alendronate 0, 0.28, 2.8, or 28 $\mu\text{g}/\text{kg}$ subcutaneously twice weekly (equivalent to human oral doses* of 0, 0.57, 5.7, and 57 mg/day for six months). Measurements of the mechanical properties of the lumbar vertebrae showed that ovariectomy caused a significant reduction in stiffness and ultimate strength. In alendronate-treated rats, the strength and trabecular bone mass of vertebral bone showed a dose-dependent increase relative to control animals.

In a second study, 6.5-month-old rats were ovariectomized; alendronate treatment was started six months later and was continued for one year. Alendronate was given subcutaneously twice weekly at 1.8 and 18 $\mu\text{g}/\text{kg}$ (equivalent to human oral doses* of 3.7 and 37 mg/day). Alendronate treatment dose-dependently reduced bone turnover and increased bone mass, both in trabecular and cortical bone. The observed increases in bone mass correlated with increased vertebral strength, both of which were significant relative to the control group at the higher dose. In the alendronate-treated rats, the histology of bone was normal, rates of mineralization were normal, and there were no signs of osteomalacia.

In a study of prevention of bone loss due to estrogen deficiency, 4-month-old rats were ovariectomized and, beginning the next day, alendronate 0.1 or 0.5 mg/kg/day was administered daily by oral gavage for one year. Alendronate treatment at 0.5 mg/kg/day prevented the ovariectomy-induced bone loss and loss of bone strength observed in untreated ovariectomized controls. Alendronate treatment also maintained the histomorphometric parameters at the levels seen in untreated non-ovariectomized controls.

Two-year treatment (starting from the age of six weeks) of normal growing rats of both sexes with doses up to 3.75 mg/kg/day also produced similar findings, including increased bone mass, increased bone strength, and normal bone histology.

The resorbability of bone produced during alendronate treatment was also studied in rats in a model of rapid bone formation following bone marrow injury. Bone formed during daily treatment with 1 $\mu\text{g}/\text{kg}$ subcutaneously (equivalent to a 7.1 mg/day human oral dose*) was completely resorbed at a rate indistinguishable from controls. Bone formed at 2 $\mu\text{g}/\text{kg}/\text{day}$ subcutaneously was completely resorbed 24 days after cessation of treatment versus 14 days in controls. Bone formed at 8 and 40 $\mu\text{g}/\text{kg}/\text{day}$ subcutaneously was also resorbed, albeit at slower

* Based on a patient weight of 50 kg

rates, indicating that even at doses equivalent to a human oral dose* of 285 mg/day bone resorption is not completely inhibited by alendronate treatment.

In a three-year study with alendronate in normal mature dogs at doses up to 1 mg/kg/day given orally (equivalent to a human oral dose* of 50 mg/day), there was no evidence of osteomalacia or spontaneous fractures. Histomorphometric evaluation of static and dynamic variables of bone remodeling in the lumbar vertebrae showed: (1) no effect on the cortical and trabecular bone mass or trabecular bone architecture; (2) the expected slight decrease in the rate of bone turnover; and (3) no effect on osteoid maturation time, which is a measure of the time between bone matrix deposition and mineralization. Biomechanical testing showed no deleterious effect on bone strength. The amount of alendronate in bone after three years of treatment at human oral doses* equivalent to 50 mg/day was insignificant (12 ppm) in relation to the total amount of mineral in bone.

Oral treatment with alendronate at 2 mg/kg/day (equivalent to a human oral dose* of 100 mg/day) for 9 weeks before and/or for 16 weeks after an experimental fracture had no deleterious effects on fracture healing in dogs. However, there was a delay in callus remodelling.

Ancillary pharmacology studies evaluating the effects of alendronate on different organ systems showed no important changes in cardiovascular, renal, gastric, and respiratory function in dogs or in central nervous system function in mice.

Four hours after IV administration to mice, [³H]alendronate localization on osteoclast surfaces was about 10-fold higher than on osteoblast surfaces over a wide range of doses, showing selectivity of alendronate for resorption surfaces.

The relative inhibitory activities on bone resorption and mineralization of alendronate and etidronate were compared in the Schenk assay, which is based on histological examination of the epiphyses of growing rats. In this assay, the lowest dose of alendronate that interfered with bone mineralization was 6000-fold the antiresorptive dose, suggesting a safety margin for drug-induced osteomalacia. The relevance of these findings to humans is unknown.

TOXICOLOGY

Acute Toxicity

The oral LD₅₀ values of alendronate in female rats and mice were 552 mg/kg (3256 mg/m²) and 966 mg/kg (2898 mg/m²) (equivalent to human oral doses* of 27,600 and 48,300 mg), respectively. In males, these values were slightly higher, 626 and 1280 mg/kg, respectively. There was no lethality in dogs at oral doses up to 200 mg/kg (4000 mg/m²) (equivalent to a human oral dose* of 10,000 mg).

Chronic Toxicity

Alendronate-related changes in the repeated dose-toxicity studies of up to one year in rats and three years in dogs consisted of retention of primary spongiosa of bone in areas of endochondral bone formation, sustained reduction of alkaline phosphatase activities, and transient reduction in

* Based on a patient weight of 50 kg

serum calcium and phosphate concentrations. These are related to the desired pharmacologic activity of alendronate. The species most sensitive to nephrotoxicity (dogs) required a dose* equivalent to at least 100 mg in humans to manifest nephrotoxicity. Rats also showed evidence of this effect at higher doses. Gastrointestinal toxicity was seen in rodents only. This appears to be due to a direct effect on the mucosa and occurred only at doses greater than 2.5 mg/kg/day.

Carcinogenicity

No evidence of carcinogenic effect was observed in a 105-week study in rats receiving oral doses up to 3.75 mg/kg/day and in a 92-week study in mice receiving oral doses up to 10 mg/kg/day.

Harderian gland (a retro-orbital gland not present in humans) adenomas were increased in high-dose female mice (p=0.003) in a 92-week carcinogenicity study at doses of alendronate of 1, 3 and 10 mg/kg/day (males) or 1, 2 and 5 mg/kg/day (females). These doses are equivalent to 0.5 to 4 times the 10 mg human dose based on surface area, mg/m².

Parafollicular cell (thyroid) adenomas were increased in high-dose male rats (p=0.003) in a 2-year carcinogenicity study at doses of 1 and 3.75 mg/kg body weight. These doses are equivalent to 1 and 3 times the 10 mg human dose based on surface area.

Mutagenesis

Alendronate was not genotoxic in the *in vitro* microbial mutagenesis assay with and without metabolic activation. Similarly, no evidence of mutagenicity was observed in an *in vitro* mammalian cell mutagenesis assay, an *in vitro* alkaline elution assay in rat hepatocytes, and an *in vivo* chromosomal aberration assay in mice at IV doses up to 25 mg/kg/day (75 mg/m²). In an *in vitro* chromosomal aberration assay in Chinese hamster ovary cells, however, alendronate was weakly positive at concentrations ≥ 5 mM in the presence of cytotoxicity. This is of no relevance to safety in humans since similar concentrations are not achievable *in vivo* at therapeutic doses. Furthermore, clear negative results in four of five genotoxicity studies, including the most relevant studies for human carcinogenic potential (the *in vivo* chromosomal aberration assay and the microbial mutagenesis assay), and negative carcinogenicity studies in rats and mice lead to the conclusion that there is no evidence of genotoxic or carcinogenic risks from alendronate in humans.

Reproduction

Alendronate had no effect on fertility or reproductive performance (male or female) in rats at oral doses up to 5 mg/kg/day. The only drug-related effect seen in these studies was difficulty in parturition in rats, which is directly related to pharmacologically mediated hypocalcemia. This effect can be prevented in rats by calcium supplementation. Furthermore, a clear no-effect level of 1.25 mg/kg/day was established.

Development

In developmental toxicity studies, there were no adverse effects at doses up to 25 mg/kg/day in rats and 35 mg/kg/day in rabbits.

REFERENCES

1. Balena R, Toolan BC, Shea M, Markatos A, Myers ER, Lee SC, Opas EE, Seedor JG, Klein H, Frankenfield D, Quartuccio H, Fioravanti C, Clair J, Brown E, Hayes WC, Rodan GA. The effects of 2-year treatment with the aminobisphosphonate alendronate on bone metabolism, bone histomorphometry, and bone strength in ovariectomized nonhuman primates. *J Clin Invest* 1993; 92:2577-86.
2. Black DM, Reiss TF, Nevitt MC, Cauley J, Karpf D, Cummings SR. Design of the fracture intervention trial. *Osteoporosis Int* 1993; Suppl. 3:S29-39.
3. Tucci JR, Tonino RP, Emkey RD, Peverly CA, Kher U, Santora AC. Effect of three years of oral alendronate treatment in postmenopausal women with osteoporosis. *Am J Med* 1996; 101:488-501.
4. Siris E, Weinstein RS, Altman R, Conte JM, Favus M, Lombardi A, Lyles K, McILwain H, Murphy WA Jr, Reda C, Rude R, Seton M, Tiegs R, Thompson D, Tucci JR, Yates AJ, Zimering M. Comparative study of alendronate versus etidronate for the treatment of Paget's disease of bone. *J Clin Endocrinol Metab* 1996; 81(3):961-7.
5. Yamamoto M, Markatos A, Seedor JG, Masarachia P, Gentile M, Rodan GA, Balena R. The effects of the aminobisphosphonate alendronate on thyroid hormone-induced osteopenia in rats. *Calcif Tissue Int* 1993; 53:278-82.
6. Black DM, Cummings SR, Karpf DB, Cauley JA, Thompson DE, Nevitt MC, Bauer DC, Genant HK, Haskell WL, Marcus R, Ott SM, Torner JC, Quandt SA, Reiss TF, Ensrud KE. Randomized trial of effect of alendronate on risk of fracture in women with existing vertebral fractures. *Lancet* 1996; 348:1535-41.
7. Karpf DB, Shapiro DR, Seeman E, Ensrud KE, Johnston CC, Adami S, Harris ST, Santora II AC, Hirsch LJ, Oppenheimer L, Thompson D. Prevention of nonvertebral fractures by alendronate. A meta-analysis. *JAMA* 1997; 277:1159-64.
8. Cummings SR, Black DM, Thompson DE, Applegate WB, Barret-Connor E, Musliner TA, Palermo L, Prineas R, Rubin SM, Scott JC, Vogt T, Wallace R, Yates AJ, LaCroix AZ. Effects of alendronate on risk of fracture in women with low bone density but without vertebral fractures. *JAMA* 1998; 280(24):2077-82.
9. Schnitzer T, Bone HG, Crepaldi G, Adami S, McClung M, Kiel D, Felsenberg D, Recker RR, Tonino RP, Roux C, Pinchera A, Foldes AJ, Greenspan SL, Levine MA, Emkey R, Santora II AC, Kaur A, Thompson DE, Yates J, Orloff JJ. Therapeutic equivalence of alendronate 70 mg once-weekly and alendronate 10 mg daily in the treatment of osteoporosis. *Aging Clin Exp Res* 2000; 12(1):1-12.
10. Selby PL, Davies M, Adams JE. Do men and women fracture bones at similar bone densities? *Osteoporosis Int* 2000; 11:153-7.

13. Product Monograph for Fosamax[®] (Alendronate sodium tablets) Manufactured by Merck Frosst Canada Ltd., Kirkland, Québec, Canada. Control Number 160679, Date of Revision: February 20, 2013.

PART III: CONSUMER INFORMATION

^rC ALENDRONATE
 Alendronate Sodium Tablets, USP
 40 mg daily dosage

This leaflet is part III of a three-part “Product Monograph” published when ALENDRONATE 40 mg was approved for sale in Canada and is designed specifically for Consumers. This leaflet is a summary and will not tell you everything about ALENDRONATE 40 mg. Contact your doctor or pharmacist if you have any questions about the drug.

Please read this insert carefully before starting ALENDRONATE and every time your prescription is renewed.

ABOUT THIS MEDICATION

What the medication is used for:
 ALENDRONATE is the brand name for the substance alendronate sodium available **only on prescription** from your physician. Alendronate sodium is a member of a class of non-hormonal drugs called bisphosphonates.

Your physician has prescribed *ALENDRONATE* because you have a disease known as Paget’s disease of bone.

What it does:

How is normal bone maintained?

Bone undergoes a normal process of rebuilding that occurs continuously throughout your skeleton. First, old bone is removed (resorbed), then new bone is laid down (formed). This balanced process of resorbing and forming bone keeps your skeleton healthy and strong.

What is Paget’s disease of bone?

In Paget’s disease, bone resorption and formation are abnormally increased resulting in weakened bone. This may lead to pain, deformity, and/or fracture.

How can Paget’s disease of bone be treated?

Your physician has prescribed ALENDRONATE to treat this disease. ALENDRONATE slows down bone resorption, which allows the bone-forming cells time to rebuild normal bone.

When it should not be used:

Do not take ALENDRONATE if you:

- Have certain disorders of the esophagus (the tube that connects your mouth with your stomach)
- Are unable to stand or sit upright for at least 30 minutes
- Are allergic to any of its ingredients.
- Have low blood calcium
- Have SEVERE kidney disease. If you have any doubts if this applies to you, speak to your physician.

What the medicinal ingredient is:
 Alendronate Sodium

What the nonmedicinal ingredients are:
 Croscarmellose sodium, microcrystalline cellulose, lactose monohydrate and magnesium stearate

What dosage forms it comes in:
 Alendronate is available as tablets 40 mg.

WARNINGS AND PRECAUTIONS

BEFORE you use ALENDRONATE talk to your doctor or pharmacist

- If you have cancer, gum disease, poor oral hygiene, or diabetes. If you are receiving chemotherapy, radiotherapy, corticosteroids, or immunosuppressive drugs. If you are or have been a smoker, or are a heavy alcohol user. If you have any of these conditions you should consider having a dental examination before starting ALENDRONATE.
- About any medical problems you have or have had, including known kidney disease.
- About any dental problems you have or have had.
- About any allergies.
- If you have any swallowing or digestive problems.

You should always tell your physician about all drugs you are taking or plan to take, including those obtained without a prescription.

Use in pregnancy and breast-feeding

Do not take ALENDRONATE if you are pregnant or breast-feeding.

Use in children

ALENDRONATE is not indicated for use in children under 18 years of age.

Use in elderly

ALENDRONATE works equally well in, and is equally well tolerated by, patients older and younger than 65 years of age.

Can I drive or operate machinery while using ALENDRONATE?

There have been side effects reported with alendronate that may affect your ability to drive or operate machinery. Individual responses to ALENDRONATE may vary (See SIDE EFFECTS AND WHAT TO DO ABOUT THEM).

INTERACTIONS WITH THIS MEDICATION

The use of acetylsalicylic acid (ASA) with 40 mg of ALENDRONATE may increase the chance of stomach upset. You should speak to your physician if you take ASA.

Calcium supplements, antacids, and other oral medications will interfere with the absorption of alendronate if they are taken at the same time. You must wait at least one-half hour after taking ALENDRONATE before taking any other oral medication.

PROPER USE OF THIS MEDICATIONUsual dose:**How should I take ALENDRONATE?**

These are the important things you must do to help make sure you will benefit from ALENDRONATE:

1. After getting up for the day and before taking your first food, beverage, or other medication, swallow your ALENDRONATE tablet with a full glass (200 to 250 mL) of plain water only.

- Not mineral water
- Not coffee or tea
- Not juice

Although it has not been tested, because of high mineral content, “hard water” may decrease absorption of alendronate. If your normal drinking water is classified as “hard water”, you should consider taking this medication with distilled water (i.e., not mineral water).

Do not chew or suck on a tablet of ALENDRONATE.

2. After swallowing your ALENDRONATE tablet do not lie down — stay fully upright (sitting, standing or walking) for at least 30 minutes and do not lie down until after your first food of the day.

3. Do not take ALENDRONATE at bedtime or before getting up for the day.

The above actions will help the ALENDRONATE tablet reach your stomach quickly and help reduce the potential for irritation of your esophagus (the tube that connects your mouth with your stomach).

4. After swallowing your ALENDRONATE tablet, wait at least 30 minutes before taking your first food, beverage, or other medication of the day, including antacids, calcium supplements and vitamins. ALENDRONATE is effective only if taken when your stomach is empty.

5. If you develop difficulty or pain upon swallowing, chest pain, or new or worsening heartburn, stop taking ALENDRONATE immediately and call your doctor.

6. Take one ALENDRONATE 40 mg tablet once a day, every day.

7. It is important that you continue taking ALENDRONATE for as long as your doctor prescribes it.

Calcium and vitamin D are also important for strong bones. Your doctor may ask you to take calcium and vitamin D while you are on ALENDRONATE therapy.

Overdose:

If you take too many tablets, drink a full glass of milk and contact your physician immediately. Do not induce vomiting. Do not lie down.

In case of drug overdose, contact a health care practitioner, hospital emergency department or regional Poison Control Centre immediately, even if there are no symptoms.

Missed Dose:

Take ALENDRONATE once daily as prescribed. However, if you miss a dose, do not take an extra dose. Just resume your usual schedule of one tablet once a day.

SIDE EFFECTS AND WHAT TO DO ABOUT THEM

Most patients do not have side effects from Alendronate; however, as with any medicine, ALENDRONATE may have unintended or undesirable effects. Side effects usually have been mild. Some patients may experience digestive disturbances such as nausea, vomiting or black and/or bloody stools. Some digestive disturbances may be severe including irritation or ulceration of the esophagus (the tube that connects your mouth with your stomach) which can cause chest pain, heartburn or difficulty or pain upon swallowing. These reactions may occur especially if patients do not drink a full glass of water with ALENDRONATE and/or if they lie down in less than 30 minutes or before their first food of the day. Esophageal reactions may worsen if patients continue to take ALENDRONATE after developing symptoms suggesting irritation of the esophagus.

Some patients may experience bone, muscle and/or joint pain which is rarely severe. Patients who develop severe bone, joint, and/or muscle pain should contact their physician. Most patients experienced relief after stopping the drug. Rarely, patients may also experience joint swelling or swelling in their hands or legs. Transient flu-like symptoms (rarely with fever), typically at the start of treatment, have occurred. In rare cases, patients taking ALENDRONATE may get itching or eye pain, or a rash that may be made worse by sunlight. Hair loss has been reported. Rarely, severe skin reactions may occur. Allergic reactions such as hives or, rarely, swelling of the face, lips, tongue and/or throat which may cause difficulty in breathing or swallowing may occur. Patients may experience dizziness, vertigo (spinning sensation) or a changed sense of taste. Rarely, symptoms of low blood calcium may occur (for example, numbness or tingling around the mouth or in the hands or feet; muscle spasms in the face, hands, or feet). Rarely, stomach or other peptic ulcers (some severe) have occurred. Mouth ulcers have occurred when the tablet was chewed or dissolved in the mouth.

Rarely, patients have had jaw problems associated with delayed healing and infection, often following tooth extraction.

Rarely, patients have experienced fracture in a specific part of the thigh bone. If you develop new or unusual pain in the hip or thigh, contact your doctor.

Anytime you have a medical problem you think may be from

taking ALENDRONATE, even if it is not listed above, talk to your doctor.

SERIOUS SIDE EFFECTS, HOW OFTEN THEY HAPPEN AND WHAT TO DO ABOUT THEM

Symptom / effect		Talk with your doctor or pharmacist		Stop taking drug and call your doctor or pharmacist
		Only if severe	In all cases	
Uncommon	Allergic reactions such as: <ul style="list-style-type: none"> ▪ hives ▪ swelling of the face, lips, tongue and/or throat ▪ difficulty in breathing or swallowing 			✓
	Bone, joint, and/or muscle pain		✓	
	New or unusual pain in the hip or thigh		✓	
	Digestive disturbances causing: <ul style="list-style-type: none"> ▪ chest pain ▪ heartburn ▪ difficulty or pain upon swallowing ▪ black and/or bloody stools 			✓
	Esophageal, stomach or other peptic ulcers			✓
	Jaw problems associated with delayed healing and infection, often following tooth extraction.			✓
	Eye inflammation associated with eye pain; eye redness; sensitivity to light, decreased vision			
	Severe skin reactions			✓
	Symptoms of low blood calcium: <ul style="list-style-type: none"> ▪ numbness or tingling around the mouth or in the hands or feet ▪ muscle spasms in the face, hands, or feet 			✓

This is not a complete list of side effects. For any unexpected effects while taking ALENDRONATE, contact your doctor or pharmacist.

HOW TO STORE IT

Store ALENDRONATE at room temperature (15 - 30°C).

Do not use this medicine after the month and year written after EXP (expiry date) on the container.

Remember to keep ALENDRONATE and all medications safely away from children.

REPORTING SUSPECTED SIDE EFFECTS

You can report any suspected adverse reactions associated with the use of health products to the Canada Vigilance Program by one of the following 3 ways:

- Report online at www.healthcanada.gc.ca/medeffect
- Call toll-free at 1-866-234-2345
- Complete a Canada Vigilance Reporting Form and:
 - Fax toll-free to 1-866-678-6789, or
 - Mail to: Canada Vigilance Program
Health Canada
Postal Locator 0701E
Ottawa, ON K1A 0K9

Postage paid labels, Canada Vigilance Reporting Form and the adverse reaction reporting guidelines are available on the MedEffect™ Canada Web site at www.healthcanada.gc.ca/medeffect.

NOTE: Should you require information related to the management of side effects, contact your health professional. The Canada Vigilance Program does not provide medical advice.

MORE INFORMATION

This document plus the full product monograph, prepared for health professionals can be found contacting the sponsor, Cobalt Pharmaceuticals Company at: 1-866-254-6111

This leaflet was prepared by:

Cobalt Pharmaceuticals Company
6500 Kitimat Road
Mississauga, Ontario.L5N 2B8
Canada

Last revised: September 30, 2013

PART III: CONSUMER INFORMATION**Pr ALENDRONATE**

Alendronate Sodium Tablets, USP
70 mg once weekly dosage

This leaflet is part III of a three-part “Product Monograph” published when ALENDRONATE 70 mg was approved for sale in Canada and is designed specifically for Consumers. This leaflet is a summary and will not tell you everything about ALENDRONATE 70 mg. Contact your doctor or pharmacist if you have any questions about the drug.

Please read this insert carefully before starting ALENDRONATE once weekly and every time your prescription is renewed.

ABOUT THIS MEDICATIONWhat the medication is used for:

ALENDRONATE is the brand name for the substance alendronate sodium available **only on prescription** from your physician. Alendronate sodium is a member of a class of non-hormonal drugs called bisphosphonates.

Your physician has prescribed ALENDRONATE because you have a disease known as osteoporosis. ALENDRONATE helps to rebuild bone. This will help prevent you from developing fractures.

Since it is not known how long ALENDRONATE should be continued for osteoporosis, you should discuss the need to stay on this medication with your doctor regularly to determine if Alendronate is still right for you.

What it does:**How is normal bone maintained?**

Bone undergoes a normal process of rebuilding that occurs continuously throughout your skeleton. First, old bone is removed (resorbed), then new bone is laid down (formed). This balanced process of resorbing and forming bone keeps your skeleton healthy and strong.

What is osteoporosis and why should it be treated or prevented?

Osteoporosis is a thinning and weakening of the bones. It is common in women after menopause and may also occur in men.

Osteoporosis often occurs in women several years after the menopause, which occurs when the ovaries stop producing the female hormone, estrogen, or are removed (which may occur, for example, at the time of a hysterectomy). The earlier a woman reaches the menopause, the greater the risk of osteoporosis. Osteoporosis can also occur in men due to several causes, including aging and/or a low level of the male hormone, testosterone. In all instances, bone is removed faster than it is formed, so bone loss occurs and bones become weaker. Therefore, maintaining bone mass and preventing further bone loss are important to keep your skeleton healthy. Early on, osteoporosis usually has no symptoms. If left untreated, however, it can result

in fractures (broken bones). Although fractures usually cause pain, fractures of the bones of the spine may go unnoticed until they cause height loss. Fractures may occur during normal, everyday activity, such as lifting, or from minor injury that would not ordinarily fracture normal bone. Fractures usually occur at the hip, spine, or wrist and can lead not only to pain, but also to considerable deformity and disability (such as stooped posture from curvature of the spine, and loss of mobility).

How can osteoporosis be treated?

Your physician has prescribed ALENDRONATE to treat your osteoporosis. ALENDRONATE not only prevents the loss of bone but actually helps to rebuild bone you may have lost and makes bone less likely to fracture. Thus, ALENDRONATE reverses the progression of osteoporosis.

In addition, your physician may recommend one or more of the following lifestyle changes:

Stop smoking. Smoking appears to increase the rate at which you lose bone and, therefore, may increase your risk of fracture.

Exercise. Like muscles, bones need exercise to stay strong and healthy. Consult your physician before you begin any exercise program.

Eat a balanced diet. Your physician can advise you whether to modify your diet or to take any dietary supplements.

When it should not be used:**Do not take ALENDRONATE if you:**

- Have certain disorders of the esophagus (the tube that connects your mouth with your stomach).
- Are unable to stand or sit upright for at least 30 minutes.
- Are allergic to any of its ingredients.
- Have low blood calcium.
- Have SEVERE kidney disease. If you have any doubts if this applies to you, speak to your physician.

What the medicinal ingredient is:

Alendronate Sodium

What the nonmedicinal ingredients are:

Croscarmellose sodium, microcrystalline cellulose, lactose monohydrate and magnesium stearate

What dosage forms it comes in:

Alendronate is available as tablets 70 mg.

WARNINGS AND PRECAUTIONS**BEFORE you use ALENDRONATE talk to your doctor or pharmacist:**

- If you have cancer, gum disease, poor oral hygiene, or diabetes. If you are receiving chemotherapy, radiotherapy, corticosteroids, or immunosuppressive drugs. If you are or have been a smoker, or are a heavy alcohol user. If you have any of these conditions you should consider having a dental examination before starting ALENDRONATE.

- About any medical problems you have or have had, including known kidney disease.
- About any dental problems you have or have had.
- About any allergies.
- If you have any swallowing or digestive problems.

You should always tell your physician about all drugs you are taking or plan to take, including those obtained without a prescription.

Use in pregnancy and breast-feeding

Do not take ALENDRONATE if you are pregnant or breast-feeding.

Use in children

ALENDRONATE is not indicated for use in children under 18 years of age.

Use in elderly

ALENDRONATE works equally well in, and is equally well tolerated by, patients older and younger than 65 years of age.

Can I drive or operate machinery while using ALENDRONATE?

There have been side effects reported with alendronate that may affect your ability to drive or operate machinery. Individual responses to ALENDRONATE may vary (See SIDE EFFECTS AND WHAT TO DO ABOUT THEM).

INTERACTIONS WITH THIS MEDICATION

Calcium supplements, antacids, and other oral medications will interfere with the absorption of alendronate if they are taken at the same time. You must wait at least one-half hour after taking ALENDRONATE before taking any other oral medication.

PROPER USE OF THIS MEDICATION

Usual dose:

How should I take ALENDRONATE once weekly?

Your doctor has prescribed ALENDRONATE once weekly as tablets.

These are the important things you must do to help make sure you will benefit from ALENDRONATE:

1. Choose the day of the week that best fits your schedule. Every week, take one dose of ALENDRONATE tablet on your chosen day.

2. After getting up for the day and before taking your first food, beverage, or other medication, take your ALENDRONATE with plain water only as follows:

Swallow one tablet with a full glass (200 to 250 mL) of plain water.

Do **not** take ALENDRONATE with:

- Mineral water
- Coffee or tea
- Juice

Although it has not been tested, because of high mineral content, “hard water” may decrease absorption of alendronate. If your normal drinking water is classified as “hard water”, you should consider taking this medication with distilled water (i.e., not mineral water).

Do not chew or suck on a tablet of ALENDRONATE.

3. After taking your ALENDRONATE, do not lie down — stay fully upright (sitting, standing or walking) for at least 30 minutes and do not lie down until after your first food of the day.

4. Do not take ALENDRONATE at bedtime or before getting up for the day.

The above actions will help the ALENDRONATE tablet reach your stomach quickly and help reduce the potential for irritation of your esophagus (the tube that connects your mouth with your stomach).

5. After taking your ALENDRONATE tablet, wait at least 30 minutes before taking your first food, beverage, or other medication of the day, including antacids, calcium supplements and vitamins. ALENDRONATE is effective only if taken when your stomach is empty.

6. If you develop difficulty or pain upon swallowing, chest pain, or new or worsening heartburn, stop taking ALENDRONATE immediately and call your doctor.

7. If you miss a dose, just take one dose of ALENDRONATE on the morning after you remember. *Do not take two doses on the same day.* Return to taking one dose once a week, as originally scheduled on your chosen day.

8. It is important that you continue taking ALENDRONATE for as long as your doctor prescribes it. ALENDRONATE can treat your osteoporosis only if you continue to take it.

Calcium and vitamin D are also important for strong bones. Your doctor may ask you to take calcium and vitamin D while you are on ALENDRONATE therapy.

Why is it important to continue to take ALENDRONATE?

It is important to take ALENDRONATE over the long-term to continue to help rebuild bone you may have lost. It is, therefore, important to follow your physician’s instructions for taking ALENDRONATE without skipping doses or varying from your prescribed treatment schedule. It is also important to continue to follow your physician’s advice on lifestyle changes.

Overdose:

If you take too many doses, drink a full glass of milk and contact your physician immediately. Do not induce vomiting. Do not lie down.

In case of drug overdose, contact a health care practitioner, hospital emergency department or regional Poison Control Centre immediately, even if there are no symptoms.

Missed Dose:

If you miss a dose, just take one ALENDRONATE tablet on the morning after you remember. *Do not take two doses on the same day.* Return to taking one dose once a week, as originally scheduled on your chosen day.

SIDE EFFECTS AND WHAT TO DO ABOUT THEM

Most patients do not have side effects from Alendronate; however, as with any medicine, ALENDRONATE may have unintended or undesirable effects. Side effects usually have been mild. Some patients may experience digestive disturbances such as nausea, vomiting or black and/or bloody stools. Some digestive disturbances may be severe including irritation or ulceration of the esophagus (the tube that connects your mouth with your stomach) which can cause chest pain, heartburn or difficulty or pain upon swallowing. These reactions may occur especially if patients do not drink the recommended amount of water with ALENDRONATE and/or if they lie down in less than 30 minutes or before their first food of the day. Esophageal reactions may worsen if patients continue to take ALENDRONATE after developing symptoms suggesting irritation of the esophagus.

Some patients may experience bone, muscle and/or joint pain which is rarely severe. Patients who develop severe bone, joint, and/or muscle pain should contact their physician. Most patients experienced relief after stopping the drug. Rarely, patients may also experience joint swelling or swelling in their hands or legs. Transient flu-like symptoms (rarely with fever), typically at the start of treatment, have occurred. In rare cases, patients taking ALENDRONATE may get itching or eye pain, or a rash that may be made worse by sunlight. Hair loss has been reported. Rarely, severe skin reactions may occur. Allergic reactions such as hives or, rarely, swelling of the face, lips, tongue and/or throat which may cause difficulty in breathing or swallowing may occur. Patients may experience dizziness, vertigo (spinning sensation) or a changed sense of taste. Rarely, symptoms of low blood calcium may occur (for example, numbness or tingling around the mouth or in the hands or feet; muscle spasms in the face, hands, or feet). Rarely, stomach or other peptic ulcers (some severe) have occurred. Mouth ulcers have occurred when the tablet was chewed or dissolved in the mouth.

Rarely, patients have had jaw problems associated with delayed healing and infection, often following tooth extraction.

Rarely, patients have experienced fracture in a specific part of the thigh bone. If you develop new or unusual pain in the hip or thigh, contact your doctor.

Anytime you have a medical problem you think may be from taking ALENDRONATE, even if it is not listed above, talk to your doctor.

SERIOUS SIDE EFFECTS, HOW OFTEN THEY HAPPEN AND WHAT TO DO ABOUT THEM				
Symptom / effect		Talk with your doctor or pharmacist		Stop taking drug and call your doctor or pharmacist
		Only if severe	In all cases	
Uncommon	Allergic reactions such as: <ul style="list-style-type: none"> ▪ hives ▪ swelling of the face, lips, tongue and/or throat ▪ difficulty in breathing or swallowing 			✓
	Bone, joint, and/or muscle pain		✓	
	New or unusual pain in the hip or thigh		✓	
	Digestive disturbances causing: <ul style="list-style-type: none"> ▪ chest pain ▪ heartburn ▪ difficulty or pain upon swallowing ▪ black and/or bloody stools 			✓
	Esophageal, stomach or other peptic ulcers			✓
	Jaw problems associated with delayed healing and infection, often following tooth extraction.			✓
	Eye inflammation associated with eye pain; eye redness; sensitivity to light, decreased vision			✓
	Severe skin reactions			✓
	Symptoms of low blood calcium: <ul style="list-style-type: none"> ▪ numbness or tingling around the mouth or in the hands or feet ▪ muscle spasms in the face, hands, or feet 			✓

This is not a complete list of side effects. For any unexpected effects while taking ALENDRONATE, contact your doctor or pharmacist.

HOW TO STORE IT

Store ALENDRONATE at room temperature (15 - 30°C).

Do not use this medicine after the month and year written after EXP (expiry date) on the container.

Remember to keep ALENDRONATE and all medications safely away from children.

REPORTING SUSPECTED SIDE EFFECTS

You can report any suspected adverse reactions associated with the use of health products to the Canada Vigilance Program by one of the following 3 ways:

- Report online at www.healthcanada.gc.ca/medeffect
- Call toll-free at 1-866-234-2345
- Complete a Canada Vigilance Reporting Form and:
 - Fax toll-free to 1-866-678-6789, or
 - Mail to: Canada Vigilance Program
Health Canada
Postal Locator 0701E
Ottawa, ON K1A 0K9

Postage paid labels, Canada Vigilance Reporting Form and the adverse reaction reporting guidelines are available on the MedEffect™ Canada Web site at www.healthcanada.gc.ca/medeffect.

NOTE: Should you require information related to the management of side effects, contact your health professional. The Canada Vigilance Program does not provide medical advice.

MORE INFORMATION

This document plus the full product monograph, prepared for health professionals can be found contacting the sponsor, Cobalt Pharmaceuticals Company at: 1-866-254-6111

This leaflet was prepared by:

Cobalt Pharmaceuticals Company
6500 Kitimat Road
Mississauga, Ontario.L5N 2B8
Canada

Last revised: September 30, 2013.