

PRODUCT MONOGRAPH

PrTERAZOL[®] 7
terconazole Vaginal Cream
0.4% w/w

PrTERAZOL[®] 3 DUAL-PAK[®]
terconazole Vaginal Ovules 80 mg and
terconazole Vaginal Cream 0.8% w/w

Antifungal Agent

Janssen Inc.
19 Green Belt Dr.
Toronto, Ontario
M3C 1L9
www.janssen.ca

Date of Revision:

April 11, 2014

Submission Control No.:171096

All trademarks used under license.

© 2014 Janssen Inc.

PRODUCT MONOGRAPH

PrTERAZOL[®] 7
terconazole
Vaginal Cream

PrTERAZOL[®] 3 DUAL-PAK[®]
terconazole
Vaginal Ovules and Cream

Antifungal Agent

CLINICAL PHARMACOLOGY

Terconazole is a synthetic triazole antifungal agent. Terconazole is active *in vitro* against various strains of *Candida albicans*. At fungistatic concentrations terconazole inhibits the transformation of yeast cells into their mycelial form. Terconazole inhibits the cytochrome P450-dependent synthesis of ergosterol, which is a vital component of the fungal cell membranes.

Absorption

Most of an intravaginally-applied dose of terconazole (mean >60%) remains in the vaginal area. Absorption into the systemic circulation is slow and limited (<20%). Maximum plasma concentrations of terconazole occur 5 to 10 hours after application of the cream or ovule. Systemic exposure to the drug is approximately proportional to the applied dose, whether applied as the cream or ovule. The rate and extent of absorption of terconazole are similar in patients with vulvovaginal candidiasis (pregnant or non-pregnant) and healthy subjects.

Distribution

Terconazole is highly protein bound (94.9%) and the degree of binding is independent of drug concentration.

Metabolism

Systemically absorbed terconazole is extensively metabolized (>95%).

Elimination

Across several studies, the mean elimination half-life from plasma for unchanged terconazole ranged from 6.4 to 8.5 hours. Excretion from the systemic circulation after application of a radiolabelled intravaginal dose occurs by both the renal (3 to 10%) and fecal (2 to 6%) routes.

Multiple Dosing

There is no significant increase in maximum plasma concentration or overall exposure (AUC) after multiple daily applications of the cream or ovule.

INDICATIONS AND CLINICAL USE

TERAZOL[®] 7 terconazole 0.4% Vaginal Cream, TERAZOL[®] 3 terconazole 0.8% Vaginal Cream and TERAZOL[®] 3 terconazole 80 mg Vaginal Ovules are indicated for the local treatment of vulvovaginal candidiasis (moniliasis). The diagnosis of monilial infection should be confirmed by microscopic examination of a KOH smear and/or by culture.

TERAZOL[®] vaginal cream and ovules may be used in pregnant patients during the second and third trimesters if the physician considers it essential to the welfare of the patient (see **PRECAUTIONS, Use During Pregnancy**). The therapeutic effect of TERAZOL[®] products is not affected by oral contraceptive usage, menstruation or previous monilial infection.

CONTRAINDICATIONS

Patients who are hypersensitive to terconazole or to any ingredient in the ovule or cream formulations. For a complete listing see **PHARMACEUTICAL INFORMATION, Composition**.

WARNINGS

Anaphylaxis and toxic epidermal necrolysis have been reported during terconazole therapy. TERAZOL[®] therapy should be discontinued if anaphylaxis or toxic epidermal necrolysis develops (see **ADVERSE REACTIONS**).

PRECAUTIONS

TERAZOL[®] is for topical use on the vulva and inside the vagina only. TERAZOL[®] terconazole is not for ophthalmic or oral use.

TERAZOL[®] vaginal cream and ovules should be discontinued and patients should not be re-treated if sensitization, vulvovaginal irritation, fever, chills or flu-like symptoms are reported during use.

Photosensitivity reactions were observed in some normal volunteers following repeated dermal application of terconazole 2.0% and 0.8% creams under conditions of filtered artificial ultraviolet light. Photosensitivity reactions have not been observed in clinical trials in patients who were treated vaginally with terconazole 0.4%, 0.8% or 1.6% vaginal cream.

The base contained in the ovule formulation may interact with certain natural rubber products, such as those used in vaginal contraceptive diaphragms or condoms. Concurrent use is not recommended. Therapy with TERAZOL[®] 7 or TERAZOL[®] 3 cream may be considered for use under these conditions.

If there is a lack of response to TERAZOL[®] therapy, appropriate microbiological studies (standard KOH smear and/or cultures) should be repeated to confirm the diagnosis and rule out other pathogens.

Intractable candidiasis may be the presenting symptom of unrecognized diabetes mellitus. In these cases, appropriate diagnostic tests for diabetes should be done.

Use in Children

Safety and efficacy in children have not been established.

Use During Pregnancy

TERAZOL[®] should not be used in the first trimester of pregnancy.

In studies, over 600 pregnant patients have used terconazole during the second and third trimesters with no apparent adverse effect on the course of pregnancy. These studies have not shown increased risk of abnormalities when administered during this period.

Pregnant patients should be advised to exercise caution in the use of the vaginal applicator.

Nursing Mothers

It is not known whether terconazole is excreted in human milk. Should the decision be made to use this drug, nursing should be discontinued during therapy.

Drug Interactions

The therapeutic effect of terconazole is not affected by oral contraceptive usage.

The levels of estradiol and progesterone did not differ significantly when 0.8% terconazole vaginal cream was administered to healthy female volunteers established on a low dose oral contraceptive.

ADVERSE REACTIONS

Clinical Trial Data

The safety of TERAZOL[®] (terconazole) Vaginal Cream and Vaginal Ovules was evaluated in 3287 female patients who participated in 30 clinical trials for the treatment of vulvovaginitis. The 30 clinical trials included 8 open-label and 22 double-blind clinical trials and evaluated the safety of dose regimens using 40 mg and 80 mg terconazole vaginal ovules and 0.4% and 0.8% terconazole vaginal cream.

Adverse drug reactions reported by $\geq 1\%$ of TERAZOL[®]-treated patients in these 30 clinical trials are shown in Table 1.

Table 1. Adverse Drug Reactions Reported by $\geq 1\%$ TERAZOL[®]-treated Patients in 30 Clinical Trials

System Organ Class Adverse Drug Reaction	TERAZOL [®] (n=3287) %
Nervous System Disorders	
Headache	13.3
Reproductive System and Breast Disorders	
Genital burning sensation	3.9
Dysmenorrhea	3.0
Pruritus genital	2.6
Genital discomfort	2.0
Genital pain	1.2
General Disorders and Administrative Site Conditions	
Pain	2.6

Adverse drug reactions reported by $<1\%$ of TERAZOL[®]-treated patients in the 30 clinical trials are listed in Table 2.

Table 2. Adverse Drug Reactions Reported by $<1\%$ of TERAZOL[®]-treated Patients in 30 Clinical Trials

System Organ Class Adverse Drug Reaction	
General Disorders and Administration Site Conditions	
Chills	
Pyrexia	

Post-Market Adverse Drug Reactions

In addition to the adverse drug reactions reported during clinical studies and listed above, the following adverse reactions have been reported during postmarketing experience (Table 3). Since post-marketing adverse reactions are reported voluntarily from a population of unknown size, estimates of frequency cannot be made.

Table 3. Adverse Drug Reactions Identified During Post-Marketing Experience with TERAZOL[®]

Immune System Disorders	
Anaphylaxis, Face edema, Hypersensitivity	
Nervous System Disorders	
Dizziness	
Respiratory, Thoracic and Mediastinal Disorders	
Bronchospasm	
Gastrointestinal Disorders	
Abdominal pain	
Skin and Subcutaneous Tissue Disorders	
Toxic epidermal necrolysis, Rash, Urticaria	
General Disorders and Administration Site Conditions	
Influenza like illness ^a , Asthenia	

^a: Influenza-like illness encompasses other events, including Nausea, Vomiting, Myalgia, Arthralgia, and Malaise, as well as Fever and Chills

SYMPTOMS AND TREATMENT OF OVERDOSAGE

For management of a suspected drug overdose, contact your regional Poison Control Centre.

In the event of oral ingestion of TERAZOL[®] vaginal ovule or cream, supportive and symptomatic measures should be carried out. If the cream is accidentally applied to the eyes, wash with clean water or saline and seek medical attention if symptoms persist.

DOSAGE AND ADMINISTRATION

TERAZOL[®] 7 terconazole 0.4% Vaginal Cream

One applicatorful (5 g) of TERAZOL[®] 7 Vaginal Cream (20 mg of terconazole) is administered intravaginally once daily at bedtime for seven consecutive days. In addition, a thin layer of TERAZOL[®] 7 Vaginal Cream (0.4% terconazole) is applied for seven consecutive days directly to the vulva and massaged in gently.

TERAZOL[®] 3 DUAL-PAK[®] terconazole 80 mg Vaginal Ovule/0.8% Vaginal Cream Package

One TERAZOL[®] 3 Vaginal Ovule (80 mg of terconazole) is administered intravaginally once daily at bedtime for three consecutive days. In addition, a thin layer of TERAZOL[®] 3 Vaginal Cream (0.8% terconazole) is applied for three consecutive days directly to the vulva and massaged in gently.

Before prescribing another course of TERAZOL[®] therapy, the diagnosis of monilial infection should be confirmed by microscopic examination of a KOH smear and/or by culture.

Intractable candidiasis may be the presenting symptom of unrecognized diabetes mellitus. In these cases, appropriate diagnostic tests for diabetes should be done.

The therapeutic effect of TERAZOL[®] products is not affected by oral contraceptive usage or menstruation.

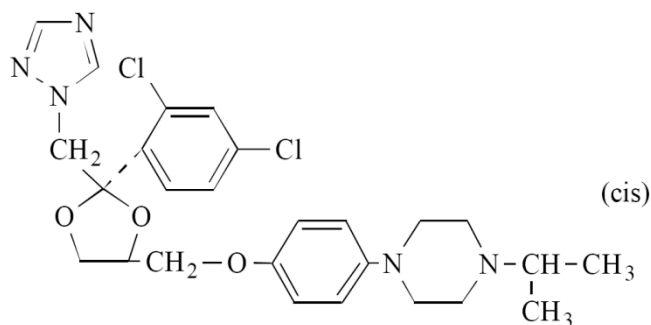
PHARMACEUTICAL INFORMATION

i) Drug Substance:

Common Name: Terconazole

Chemical Name: cis-1-[4-[[2-(2,4-dichlorophenyl)-2-(1H-1,2,4-triazol-1-ylmethyl)-1,3-dioxolan-4-yl]methoxy]phenyl]-4-1-(methylethyl) piperazine

Structural Formula:



Molecular Formula: C₂₆H₃₁Cl₂N₅O₃

Molecular Weight: 532.47

Physical Form: Terconazole, a triazole derivative, is a white to almost-white powder.

Solubility: Insoluble in water; sparingly soluble in ethanol and soluble in butanol.

pH and pKa: Terconazole is a weak base with three protonation sites as determined from non-aqueous titration. Only the monocationic form is titratable in aqueous medium. Terconazole pKa's are pKa₁ <1.5, pKa₂ <1.5, pKa₃ = 8.4.

Partition Coefficient: The partition coefficient is log P=3.51 (Octanol/Water).

Melting Point: The melting range is 126°C - 129°C.

ii) Composition:

TERAZOL[®] 7 terconazole 0.4% Vaginal Cream is a white to off-white, water-washable cream for intravaginal administration containing 0.4% of the antifungal agent terconazole. Propylene glycol is the antimicrobial agent used as a preservative and butylated hydroxyanisole is present as an antioxidant. Other nonmedicinal ingredients are cetyl alcohol, isopropyl myristate, polysorbate 60, polysorbate 80, purified water and stearyl alcohol.

TERAZOL[®] 3 DUAL-PAK[®]:

TERAZOL[®] 3 terconazole 80 mg Vaginal Ovules are white to off-white ovules for intravaginal administration containing 80 mg of the antifungal agent terconazole, in a base of hydrogenated vegetable oils and butylated hydroxyanisole.

TERAZOL[®] 3 terconazole 0.8% Vaginal Cream is a white to off-white, water-washable cream for intravaginal administration containing 0.8% of the antifungal agent terconazole. Propylene glycol is the antimicrobial agent used as a preservative and butylated hydroxyanisole is present as an antioxidant. Other nonmedicinal ingredients are cetyl alcohol, isopropyl myristate, polysorbate 60, polysorbate 80, purified water and stearyl alcohol.

iii) Stability and Storage Recommendations:

TERAZOL[®] 7 Vaginal Cream, TERAZOL[®] 3 Vaginal Ovules, and TERAZOL[®] 3 Vaginal Cream should be stored at controlled room temperature (15 - 30°C).

AVAILABILITY OF DOSAGE FORMS

TERAZOL[®] 7 terconazole 0.4% w/w Vaginal Cream is available in 45 g tubes with an ORTHO[®] Vaginal Applicator.

TERAZOL[®] 3 DUAL-PAK[®] Package: Each package contains three TERAZOL[®] 3 terconazole 80 mg Vaginal Ovules, an ORTHO[®] Vaginal Applicator and a 9 g tube of TERAZOL[®] 3 terconazole 0.8% w/w Vaginal Cream.

MYCOLOGY

Antimycotic Activity (*In Vitro*)

In vitro terconazole effectively inhibits the growth of yeasts and other fungi including dimorphic and filamentous species. The potency of terconazole varies not only with the species tested, but also with the conditions under which the yeast or other fungus is grown.

Yeast grown in medium favoring mycelium formation are particularly sensitive to terconazole. In addition, the pH and nutrient content of the media, as well as the presence of serum in the medium and the ambient temperature, all affect the *in vitro* potency of terconazole. While it is difficult to precisely define the *in vitro* antifungal potency of terconazole, it does demonstrate a broad spectrum of antimycotic activity (Table 4).

Antifungal activity also has been demonstrated against *C. tropicalis*, *C. krusei*, *Trichophyton rubrum*, *T. mentagrophytes*, *Cryptococcus neoformans*, *Torulopsis glabrata* and other yeasts and fungi.

The MIC values for terconazole against most species of lactic acid bacteria were > 128 mcg/mL. Therefore, these beneficial bacteria are not affected by drug treatment.

The effects of terconazole on yeast have been observed via the electron microscope. At concentrations as low as 10^{-8} M (5.3 ng/mL), terconazole begins to affect yeast morphology, as manifested by the appearance of dense lipophilic bodies along the cell membrane and inhibition of mycelia formation. At 10^{-6} M terconazole, degenerative changes in yeast cell morphology are present, leading to complete necrosis.

TABLE 4

IN VITRO ANTIFUNGAL ACTIVITY OF TERCONAZOLE (SABOURAUD GROWTH MEDIUM)
(from Van Cutsem et al., Chemotherapy 29:322. 1983)

	Number of Strains	100 mg/mL			10 mg/mL			1 mg/mL			0.1 mg/mL		
		A†	B†	C†	A†	B†	C†	A†	B†	C†	A†	B†	C†
<i>Microsporum canis</i>	4	4					4			4			4
<i>M. audouini</i>	5	5					5			5			5
<i>Trichophyton rubrum</i>	48	48				48			16	32		4	
<i>T. mentagrophytes</i>	14	14			1	13		1		13			14
<i>T. tonsurans</i>	2	2				2				2			2
<i>T. verrucosum</i>	4	4			4			1	3				4
<i>Keratinomyces aielloi</i>	1	1				1			1				1
<i>Epidermophyton floccosum</i>	1	1			1			1				1	
<i>Candida albicans</i>	27	22	5		5	10	12	2	10	15		6	21
<i>C. tropicalis</i>	2	2			1		1		1	1			2
<i>C. krusei</i>	3	3			3					3			3
<i>Torulopsis glabrata</i>	2	1	1				2			2			2
<i>Cryptococcus neoformans</i>	5	5			5				2	3			5
<i>Trichosporon cutaneum</i>	1	1					1			1			1
<i>Sporothrix schenckii</i>	2	2					2			2			2
<i>Scopulariopsis brevicaulis</i>	2	2					2			2			2
<i>Allescheria boydii</i>	4	4				4				4			4
<i>Monosporium apiospermum</i>	1	1				1				1			1
<i>Ascosphaera apis</i>	3	3				3				3			3
<i>Phialophora verrucosa</i>	1	1				1				1			1
<i>Cladosporium carrionii</i>	1	1			1			1				1	
<i>Cladosporium sp.</i>	1	1				1				1			1
<i>Aspergillus fumigatus</i>	10	2		8			10			10			10
<i>Saprolegnia sp.</i>	1	1				1				1			1
<i>Mucor sp.</i>	3	1	1	1		1	2			3			3
<i>Rhizopus sp.</i>	2			2			2			2			2
<i>Absidia ramosa</i>	1		1				1			1			1
<i>Pythium ultimum</i>	1	1					1			1			1
<i>Basidiobolus meristosporus</i>	1	1				1				1			1

†A: complete inhibition after 2 weeks of exposure

†B: marked inhibition

†C: no marked inhibition

Assessment of Resistance:

Using a range of *Candida* species and dermatophytic fungi in a standard, classical test for emergence of resistance to an antifungal compound, it has been concluded that resistance of fungi to terconazole should not occur during the agent's clinical use. No resistance to terconazole has developed during successive passages of *C. albicans*.

In Vivo Protection Studies

When applied intravaginally in the rat (Table 5), cures of 50% of the animals or more are observed with terconazole concentration doses of 0.25% or more.

TABLE 5

TOPICAL TREATMENT WITH TERCONAZOLE OF RAT VAGINAL CANDIDOSIS
(from Van Cutsem et al., Chemotherapy 29:322. 1983)

Treatment	Prophylactic Regimen			Therapeutic Regimen		
	A ^a	B ^a	C ^a	A	B	C
Control (no treatment)	0/43 ^b	0/43	43/43	^c	-	-
Placebo (vehicle)	0/50	1/50	49/50	0/124	1/124	123/124
Terconazole @ 0.063%	-	-	-	2/24	1/24	21/24
0.125%	14/18	0/18	4/18	12/46	2/46	32/46
0.25%	9/14	2/14	3/14	24/48	10/48	14/48
0.5%	11/12	1/12	0/12	35/48	2/48	11/48
1.0%	^c	-	-	31/32	0/32	1/32
2.0%	-	-	-	8/8	0/8	0/8

^a A = cured

B = marked improvement

C = not improved or cured

^b data are presented as the number of animals cured, improved or not cured over the number of animals tested

^c no data

PHARMACOLOGY

Animal

Pharmacologic Activity:

Studies performed in mice, rats and dogs determined that terconazole has no intrinsic secondary pharmacologic activity (Table 6).

TABLE 6

PHARMACOLOGY STUDIES -- TERCONAZOLE

Species	Type of Test(s)	Dose & Route of Administration	Conclusion
Mouse	Neuropharmacology screening battery	40 mg/kg Subcutaneous (Vehicle 20% PEG 200)	Terconazole has no central nervous system or autonomic activity.
Rat	Neuropharmacology screening battery	40 mg/kg Intraperitoneal (Vehicle 20% PEG 200)	Terconazole has no central nervous system or autonomic activity.
Dog	Cardiac and hemodynamic activity in anesthetized animals	0.04 - 10 mg/kg Intravenous (Vehicle dist. H ₂ O acidified with tartaric acid)	No significant effects predicted in clinical use.
Dog	Cardiac, hemodynamic, and behavioral activity in conscious animals.	10 mg/kg Oral (Vehicle dist. H ₂ O, acidified with tartaric acid)	No significant effects predicted in clinical use.

Pharmacokinetics:

Terconazole is readily absorbed following oral or subcutaneous administration (dog and rat), and slowly and poorly absorbed following vaginal (dog, rat and rabbit) or dermal (rabbit) administration.

Following oral or subcutaneous administration (dog and rat), the amount of terconazole absorbed increased with increasing administered dose. In the dog (above 5 mg/kg oral), the increase in the amount of terconazole absorbed into the systemic circulation was disproportionately greater than the increment in administered doses. The disproportionality was not observed for rat, rabbit or man (Table 7).

TABLE 7
COMPARATIVE PEAK PLASMA TERCONAZOLE CONCENTRATIONS

Species	Dose	Route of Administration	Mean Peak Plasma Terconazole Concentration (ng/mL)
Rat	40 mg/kg	Intraperitoneal	---
	20 mg/kg	Oral	284 - 336
	5 mg/kg	Subcutaneous	323 - 537
Dog	10 mg/kg	Oral	1,294
	2.9 mg/kg	Intravenous	1,023 - 1,307
Rabbit	16 - 26 mg/kg	Intravaginal	100 - 195
	2 mg/kg	Dermal	6.44 (Day 3)
	4 mg/kg	Dermal	6.53 (Day 3)
	8 mg/kg	Dermal	23.6 (Day 3)
Human Female	20 mg as 0.4% Vaginal Cream	Intravaginal	4
	80 mg Suppository	Intravaginal	10
	240 mg Suppository	Intravaginal	26

Terconazole is highly bound ($\geq 95\%$) to plasma proteins in blood *in vitro* (rat, dog and man). Following oral (4-6, 10 or 20 mg/kg) or subcutaneous (5 or 10 mg/kg) administration of radiolabelled terconazole to rats, radioactivity is extensively distributed to body tissues with the highest amounts occurring primarily in the well-perfused organs. The rate of decline (of terconazole-related radioactivity) from tissues examined was similar to that in blood, suggesting no usual accumulation of parent compound and/or metabolites in any particular tissue.

In a dermal study in rabbits, plasma terconazole levels were below 2.5 ng/mL at all three dosage levels. However, on Day 3, the average plasma terconazole levels 2 hours after treatment (at doses of 2, 4 and 8 mg/kg, respectively) were 6.44, 6.53 and 23.6 ng/mL. In spite of repeated applications on subsequent days, levels did not change significantly from Day 3.

Terconazole is readily eliminated in the rat (5 mg/kg oral or subcutaneous) and does not accumulate following multiple dose oral administration of 5.0 or 20 mg/kg in the rat and 16-26 mg/kg (10 day) intravaginal administration in the rabbit.

In the dog, the pharmacokinetics of terconazole are both dose- and time-dependent, and terconazole does accumulate following multiple dose administration (5, 10 or 15 mg/kg for 13 weeks). This was not found in humans.

Terconazole is rapidly and extensively metabolized (rat, dog and human) with the metabolites, due primarily to oxidative N- and O-dealkylation, conjugation and dioxolane ring cleavage, being slowly eliminated by biliary/fecal and renal pathways.

Thus, the major metabolic reactions involved in the biotransformation of terconazole in animals and humans appear to be similar.

Human

Pharmacokinetics:

Following oral (30 mg) administration of ¹⁴C-labelled terconazole, the half-life of elimination from the blood for the parent terconazole was 6.9 hours (range 4.0-11.3). Terconazole is extensively metabolized; both the C_{max} and AUC for unchanged terconazole represented a very small fraction (2.1% and 0.6%, respectively) of the corresponding C_{max} and AUC for total radioactivity, suggesting rapid conversion of terconazole to metabolites. Total radioactivity from an oral dose was eliminated from the blood with a half-life of 52.2 hours (range 44-60). Excretion of radioactivity was both by renal (32-56%) and fecal (47-52%) routes.

The absorption characteristics of terconazole 0.8% vaginal cream in pregnant or non-pregnant patients with vulvovaginal candidiasis were similar to those found in normal volunteers. Terconazole is not expected to affect the activity of hepatic drug metabolizing enzymes following therapeutic administration. Antimycotic concentrations of terconazole persist in the vagina for at least two days following therapy.

TOXICOLOGY

Acute Toxicity:

<u>Species</u>	<u>No. of Animals/ Group</u>	<u>Route</u>	<u>Dose Levels mg/kg</u>	<u>LD₅₀ mg/kg</u>
<u>Rat</u>				
Male	10	Oral	0, 160, 320, 640, 1280, 2560	1741
Female	10	Oral	0, 160, 320, 640, 1280, 2560	849.3
Male	10	Subcutaneous	0, 640	≥640
Female	10	Subcutaneous	0, 640	≥640
<u>Dog</u>				
Male	4	Oral	160, 320, 640, 1280	1280
Female	4	Oral	160, 320, 640, 1280	≥640
Male	4	Subcutaneous	40, 80, 160	97.8
Female	4	Subcutaneous	40, 80, 160	113

No lethality or systemic toxicity was observed following oral administration of 5 g/kg of terconazole 0.4% or 2% cream formulations. Formulation-dependent local irritation was observed following dermal applications of the 5% cream and 2% lotion formulation.

Subchronic Toxicity:

Intravenous administration for up to 28 days of terconazole 0.4% cream (sham control, untreated control: 0, 0.04, 0.12 or 0.20 mg/kg/day; 10 females/group) revealed no drug-related effects in rats. Only a local inflammatory response was observed in rabbits following intravaginal administration of 0.4% cream formulation (sham control, untreated control: 0, 0.04, 0.4, 0.12, 0.20 mg/kg/day; 6/group) and 0.8% cream formulation (sham control: 0, 2.0 mg/kg/day; 6/group).

In multidose dermal studies with rats and rabbits, the only toxicological finding was dose-dependent local irritation. Table 8 summarizes these studies.

TABLE 8

STUDY ANIMALS	ROUTE	DURATION (WEEKS)	AVERAGE DOSE LEVELS TERCONAZOLE MG/KG/DAY	RESULTS (SEVERITY)
Rat 15/Sex/Group	Topical 2% Cream Formulation	6 (Treatment) 4 (Recovery)	0, 80, 400 or 2000	Local Irritation (Slight Erythema)
Rabbit 4/Sex/Group	Topical 0.4% Cream Formulation	4 (Treatment) 2 (Recovery)	0, 2, 4	Local Irritation Minimal
Rabbit 4/Sex/Group	Topical 2 or 5% Cream Formulation	13	2% Cream 5% Cream	0 8 16 20 40 Local Irritation Moderate

No systemic toxicity or vaginal irritation was observed in a 4-week multidose study with terconazole in a PEG suppository formulation, (vehicle control, sham control, 40 or 80 mg/kg/day; 6/group). Peak plasma levels of terconazole in rabbits ranged from 96-256 mg/mL over 28 days with no significant change in plasma levels.

Reddening of the vaginal mucosa was the only treatment related finding observed in a study with dogs receiving up to 16 mg/kg/day (160 mg suppository, vehicle control, sham control: 2 or 3/group) or 31.4 mg/kg/day of terconazole (Wecobee or PEG base suppository (4/group), vehicle control, sham control).

Chronic Toxicity:

In multidose studies, no systemic toxicity was observed following oral or subcutaneous administration of up to 8.7 mg/kg/day of terconazole for 3 months to rats. Minimum effects occurred at a dose of approximately 35-40 mg/kg/day (Table 9). Following oral or subcutaneous administration to dogs for 3 to 6 months there was no systemic toxicity observed (3/sex/group in all dog studies: Oral; 0, 0.31, 1.25, 5.0 or 0, 5, 10, 15 mg/kg/day for 3 months. Subcutaneous; 0, 0.31, 1.25, 5 mg/kg/day for 6 months).

TABLE 9

<u>STRAIN/ SPECIES</u>	<u>MODE OF ADMIN.</u>	<u>NO./SEX/ GROUP</u>	<u>AVERAGE DOSE LEVELS MG/KG/DAY</u>	<u>STUDY DURATION (WEEKS)</u>	<u>RESULTS</u>
Wistar Rats	Oral	M - 20 F - 20	0, 2.14, 8.7, 35.9 0, 2.31, 9.4, 39.9	13	M and F: No systemic toxicity up to 8.7 mg/kg/day. No lethality. Decreased body weight gain. F: Increased yellow pigment zona reticularis adrenal gland. Greater relative and absolute liver weights (12.9 g vs. 11.9 g, high dose vs. controls). Increased liver vacuolization, decreased lipid deposition in the glomerularis.
Wistar rats	S.C.	20	0, 2.5, 10, 40	13	M and F: No systemic toxicity. No treatment-related lethality. Increased spleen weight. Inflammatory reaction at injection site. M: Decreased body weight gain (40 mg/kg/day) F: Increased liver weight (40 mg/kg/day group)

Morbidity in a 3-month oral chronic study occurred in dogs receiving 15 mg/kg/day. Administration of 15/mg/kg/day was associated with decreased food consumption, decreased body weight gain, changes in hematologic and clinical pathology parameters and histopathic changes consistent with gastrointestinal bleeding, inanition and dehydration. At 15 mg/kg/day there was thyroid C cell hyperplasia in females and thymic atrophy in males. Only an increased evidence of diarrhea and emesis was associated with daily doses of 10 mg/kg/day of terconazole.

The onset of these toxicological effects may be in part explained by the results of drug plasma level studies. These studies have indicated that following oral and subcutaneous administration of terconazole in dogs, the amount of terconazole absorbed increases disproportionately to the increase in dose. Further, terconazole accumulates following multiple administration. In the 6-month subcutaneous chronic toxicity study there was no systemic toxicity or lethality. At 5 mg/kg/day there was an increase in leucocyte count and increased haptoglobin.

Special Studies:

In four standard 10-day rabbit vaginal irritation studies, terconazole as a 0.4% cream (1.0 mL/rabbit; 2 or 3/group), PEG or Wecobee base suppository formulation (1.0 mL/rabbit of 80 mg or 240 mg suppository; 2, 3 or 9/group) was acceptable. All studies included sham control, vehicle control and untreated control groups.

As evaluated by the Buehler method, terconazole 5% cream formulation (0.5 mL/animal; 40 guinea pigs; 5/sex/group) was not considered a contact sensitizer to guinea pigs. In studies conducted subsequent to results suggestive of photo reaction in clinical studies, terconazole was found to be a photoirritant, but not a photoallergen to guinea pigs (5-day topical application of 0.05 mL of 2% terconazole [induction] and of 0.05 mL 0.1% terconazole [elicitation] in 6 guinea pigs). Results of *in vitro* studies show that phototoxic reaction may not be detectable in the selected methodologies.

In primary dermal irritation studies (6 male rabbits in each of three studies) the level of observed irritation was found to be formulation dependent. Moderate irritation was observed with both active and vehicle cream (0.5 mL of 5% terconazole) and lotion (0.5 mL of 2% terconazole, propylene glycol base formulations). Severe irritation with 0.5 mL of terconazole 2% tefose (mineral oil base formulations) was observed.

Reproductive Studies:

General Fertility and Reproductive Performance:

No impairment of fertility occurred when rats were administered terconazole orally (0, 2.5, 10 or 40 mg/kg/day; 20/sex/group; treated animals mated to non-treated animals).

There was an increase in the fetal resorption rate and a decrease in litter size when only the males were orally dosed at 40 mg/kg/day.

Teratology and Embryotoxicity:

There was no evidence of teratogenicity when terconazole was administered orally to rats throughout organogenesis at dosage levels up to 40 mg/kg/day (25 times the recommended intravaginal human dose for the ovules and 100 times that recommended for the cream) or subcutaneously at doses up to 20 mg/kg/day.

While these data indicate that terconazole does not show a teratogenic potential, there is evidence of embryotoxicity when the drug is given orally to animals.

When terconazole was administered to rats by gavage (vehicle control, 5, 10, or 20 mg/kg/day; 20/group) during the period of organogenesis a slight decrease in fetal weight, an increase in skeletal variants (incidence of shortened wavy ribs) and delayed ossifications occurred at 20-40 mg/kg/day. This alteration of skeletal ossification and the increase in skeletal variants at the highest dosage is considered to be secondary to the maternal toxicity or stress exhibited in the dams of this group by a reduction in body weight gain during most of the period of organogenesis.

Dosages at or below 10 mg/kg/day produced no embryotoxicity. The no-effect oral dose of 10 mg/kg/day resulted in a mean peak plasma level of terconazole in pregnant rats which exceeds by 44 times the mean peak plasma levels seen in normal subjects (0.004 mcg/mL) after intravaginal administration of terconazole. This assessment does not account for possible exposure of the fetus through direct transfer of terconazole from irritated vagina to the fetus by diffusion across amniotic membranes.

Maternal stress was evident at the 20 mg/kg/day level. In dietary admixture studies where maternal stress was not evident, these effects were not seen at 40 mg/kg/day.

There was no evidence of teratogenicity in the offspring of rabbits treated orally with terconazole (0, 1.25, 5 or 20 mg/kg/day; gestation Days 6 through 15; 15/group). However, the data indicated a trend towards embryotoxicity at a dosage of 20 mg/kg/day (reduced percentage of pregnancies, increased resorptions, reduction in average pup weight) which may reflect the toxic effects resulting in loss of body weight in the dams.

Perinatal and Post Natal Studies:

There was no evidence of prolonged gestation or dystocia in rats administered terconazole orally from Day 16 of pregnancy through a 3-week lactation period (untreated, 2.5, 10 or 40 mg/kg/day; 20/group). It is concluded that terconazole does not adversely affect parturition.

Decreased pup weight gain and a decrease in pup survival were seen when terconazole was administered by gavage during the last third of gestation and continuing through weaning (4 and 40 mg/kg; 57 or 42/group). Pup weights were returned to normal range after the first week even though the dams continued to receive the drug.

In absorption, distribution, metabolism and excretion studies in which pregnant rats were orally or subcutaneously administered ³H-terconazole, small amounts of terconazole-related radioactivity crossed the placenta and were found (1% of dose) in pooled fetuses.

The presence of terconazole in milk was not evaluated in nursing animals. Animal studies, however, have shown that rat offspring exposed to terconazole via milk of dams treated orally with 40 mg/kg/day during lactation showed decreased survival through the first few days postpartum.

Mutagenicity:

Terconazole was not mutagenic when tested *in vitro* for induction of microbial point mutations (Ames test), chromosome aberration (human lymphocyte) or for inducing cellular transformation (BALB/3T3 cell culture) and *in vivo* for chromosome breaks (micronucleus test) or dominant lethal mutations in mouse germ cells.

BIBLIOGRAPHY

1. Cartwright RY. Terconazole, a new triazole antifungal agent. *Gynäk. Rdsch.* 1985;25(Suppl. 1):6-11.
2. Delecour M. Advantages of a 6-to-7 day treatment with 40 mg vaginal suppositories of terconazole against vaginal candidosis: Conclusions drawn from a Phase II multicentre study in France. *Gynäk. Rdsch.* 1985;25 (Suppl. 1):42-51.
3. Fromtling RA. Imidazoles as medically important antifungal agents: An Overview. *Drugs of Today.* 1984;20(7):325-49.
4. Lee I, Abrams L and Marriott T. Systematic bioavailability of terconazole following vaginal administration to female beagle dogs. Presented at the 39th National Meeting of APhA - Academy of Pharmaceutical Sciences. Minneapolis, MN. 1985, October 20-24.
5. Lee IY, Abrams LS, Marriott TB, et al. Absorption and elimination of terconazole following oral and intravenous administration to the beagle dog. Presented at the 37th National Meeting of APhA - Academy of Pharmaceutical Sciences. Philadelphia, PA. 1984, October 28 - November 1.
6. Lee I, Buck R, Carver A, et al. Pharmacokinetics of terconazole following single and multiple oral doses to beagle dogs. Presented at the 39th National Meeting of APhA - Academy of Pharmaceutical Sciences. Minneapolis, MN. 1985, October 20-24.
7. Lee IY, Carver A, Marriott TB. Determination of terconazole in the plasma by HPLC with electro-chemical detection. Presented at 37th National Meeting of APhA-Academy of Pharmaceutical Sciences, Philadelphia, PA. 1984, October 28 - November 1.
8. Heeres J, Hendrickx R and Van Cutsem J. Antimycotic azoles 6. Synthesis and antifungal properties of terconazole, a novel Triazole Ketal J. *MedChem.* 1983;26:611-613.
9. Martinek G. Summary of clinical studies with vaginal formulations of terconazole. *Gynak. Rdsh.* 1985;25 (Suppl. 1):105-113.
10. Siedentof HG. Terconazole 0.8% vaginal cream (5 days) versus clotrimazole 1% (6 days): Efficacy and tolerability in an open study. *Gynak. Rdsch.* 1985;25 (Suppl. 1):33-41.
11. Van Cutsem J, Van Gerven, F, Zaman, R, et al. Terconazole - a new broad-spectrum antifungal. *Chemotherapy.* 1983;29:322-331.
12. Wesel S, Benijts G., Ubachs JMH, et al. Comparative open evaluation of efficacy and tolerability of terconazole 0.8% cream in a 5-day regimen versus clotrimazole 100 mg tablets in a 6-day regimen. *Gynak. Rdsch.* 1985;25(Suppl. 1):67-73.

PART III: CONSUMER INFORMATION**PrTERAZOL® 7**

Terconazole Vaginal Cream

PrTERAZOL® 3 DUAL-PAK®

Terconazole Vaginal Ovules and Cream

This leaflet is a summary designed specifically for consumers and will not tell you everything about TERAZOL®. Contact your doctor or pharmacist if you have any questions about the drug.

ABOUT THIS MEDICATION**What the medication is used for:**

TERAZOL® Vaginal Ovules and Vaginal Cream are used for the local treatment of yeast infections caused by an organism called candidiasis (moniliasis).

What it does:

TERAZOL® is a synthetic antifungal agent which is active against various strains of *Candida albicans* by interfering with the fungal cell membrane to stop growth of the fungus and help stop the infection.

When it should not be used:

You should not take TERAZOL® if you are allergic to terconazole, or to any of the non-medicinal ingredients in the product (see **What the nonmedicinal ingredients are**).

What the medicinal ingredient is:

Terconazole

What the nonmedicinal ingredients are:**TERAZOL® 3 DUAL-PAK®:**

TERAZOL® 3 Vaginal Ovules: butylated hydroxyanisole and vegetable oil.

TERAZOL® 3 Vaginal Cream: butylated hydroxyanisole, cetyl alcohol, isopropyl myristate, polysorbate 60, polysorbate 80, propylene glycol, purified water and stearyl alcohol.

TERAZOL® 7 Vaginal Cream: butylated hydroxyanisole, cetyl alcohol, isopropyl myristate, polysorbate 60, polysorbate 80, propylene glycol, purified water and stearyl alcohol

What dosage forms it comes in:**TERAZOL® 3 DUAL-PAK®:**

TERAZOL® 3: 80 mg Vaginal Ovules and
TERAZOL® 3: 0.8% w/w Vaginal Cream

TERAZOL® 7: 0.4% w/w Vaginal Cream

WARNINGS AND PRECAUTIONS

BEFORE you use TERAZOL® talk to your doctor or pharmacist if:

- you are pregnant, or think you may be; this medication should not be used in the first trimester of pregnancy;
- you are breastfeeding or planning to breastfeed;
- you are a diabetic.

For topical use on the vulva and inside the vagina only. TERAZOL® is not for ophthalmic or oral use.

Stop TERAZOL® use and contact your doctor immediately if irritation, fever, chills or flu-like symptoms occur.

Components of the ovule formulation may interact with certain natural rubber products, such as those used in vaginal contraceptive diaphragms or condoms. Concurrent use is not recommended.

INTERACTIONS WITH THIS MEDICATION

TERAZOL® is not affected by oral contraceptive usage.

PROPER USE OF THIS MEDICATION**Usual Adult Dose:****TERAZOL® 7 Vaginal Cream:**

One applicatorful (5 g) of TERAZOL® 7 Vaginal Cream is administered intravaginally once daily at bedtime for seven consecutive days. In addition, a thin layer of TERAZOL® 7 Vaginal Cream is applied for seven consecutive days directly to the vulva and massaged in gently.

TERAZOL® 3 DUAL-PAK® terconazole 80 mg Vaginal Ovules/0.8% Vaginal Cream Package:

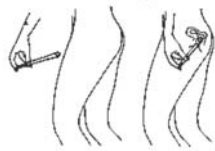
One TERAZOL® 3 Vaginal Ovule is administered intravaginally once daily at bedtime for three consecutive days. In addition, a thin layer of TERAZOL® 3 Vaginal Cream is applied for three consecutive days directly to the vulva and massaged in gently.

Administration**Insertion of ovule:**

- Remove one ovule from the package. Place ovule in the receptacle of applicator as shown. The unit is now ready for insertion.



- Hold the filled applicator by the cylinder and gently insert it into the vagina as far as it will go comfortably. Press the plunger and deposit ovule. While keeping the plunger depressed, remove the applicator from the vagina.



Following insertion of the ovule:

- Rub a thin layer of cream directly onto the vulva for 3 consecutive days.

Directions for using the ORTHO® vaginal cream applicator

Filling the applicator: Remove cap from tube. Reverse cap to puncture seal. Screw applicator to tube. Squeeze tube until applicator plunger is fully extended, then remove applicator from tube.



Hold the filled applicator by the cylinder and gently insert it into the vagina as far as it will go comfortably.

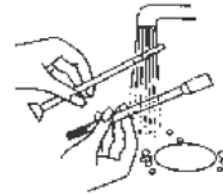


Press plunger and deposit the cream. While keeping plunger depressed, remove the applicator from the vagina.



Care of applicator:

- After each use, clean the applicator: hold the cylinder of the applicator with one hand and remove the plunger with the other hand by pulling in the opposite direction. Wash with soap and warm water. To reassemble, gently push the plunger back into the cylinder as far as it will go.



Complete the prescribed course of treatment to reduce the chance of re-infection.

Avoid tight-fitting undergarments, pants, pantyhose, etc.

Overdose:

In the event of oral ingestion of vaginal ovule or cream, your doctor will provide supportive and symptomatic measures. If the cream is accidentally applied to the eyes, wash with clean water or saline and seek medical attention if symptoms persist.

In case of drug overdose, contact a health care practitioner, hospital emergency department or regional Poison Control Centre immediately, even if there are no symptoms .

SIDE EFFECTS AND WHAT TO DO ABOUT THEM

Along with its intended action, any medication may cause unwanted effects. Some of the side effects that have been reported include:

- headache
- burning
- pain
- itching
- irritation
- severe allergic reaction that may include:
 - a swollen face, lips, mouth, tongue or throat
 - difficulty swallowing or breathing
- life-threatening rash with blisters and peeling skin over much of the body fever
- chills.

This is not a complete list of side effects. For any unexpected effects while taking TERAZOL®, contact your doctor or pharmacist.

HOW TO STORE IT

TERAZOL[®] 7 Vaginal Cream, TERAZOL[®] 3 Vaginal Ovules, and TERAZOL[®] 3 Vaginal Cream should be stored at room temperature (15 - 30°C).

Keep out of the reach of children.

REPORTING SUSPECTED SIDE EFFECTS

You can report any suspected adverse reactions associated with the use of health products to the Canada Vigilance Program by one of the following 3 ways:

- Report online at www.healthcanada.gc.ca/medeffect
- Call toll-free at 1-866-234-2345
- Complete a Canada Vigilance Reporting Form and:
 - Fax toll-free to 1-866-678-6789, or
 - Mail to: Canada Vigilance Program
Health Canada
Postal Locator 0701E
Ottawa, Ontario
K1A 0K9

Postage paid labels, Canada Vigilance Reporting Form and the adverse reaction reporting guidelines are available on the MedEffect[®] Canada Web site at www.healthcanada.gc.ca/medeffect.

NOTE: Should you require information related to the management of side effects, contact your health professional. The Canada Vigilance Program does not provide medical advice.

MORE INFORMATION

This document plus the full Product Monograph, prepared for health professionals can be found at:

<http://www.janssen.ca>

or by contacting the sponsor, Janssen Inc., at:
1-800-567-3331 or 1-800-387-8781.

This leaflet was prepared by
Janssen Inc.
Toronto, Ontario M3C 1L9

Last revised: April 11, 2014