

## **PRODUCT MONOGRAPH**

**Pr DOXAZOSIN – 1**

**Pr DOXAZOSIN – 2**

**Pr DOXAZOSIN - 4**

Doxazosin Mesylate Tablets

1 mg, 2 mg and 4 mg

**Antihypertensive Agent**

**Symptomatic Treatment of Benign Prostatic Hyperplasia (BPH)**

**PRO DOC LTÉE**  
2925, boul. Industriel  
Laval, Quebec  
H7L 3W9

Date of Preparation:  
October 6, 2014

**Control No.: 177733**

## PRODUCT MONOGRAPH

Pr **DOXAZOSIN – 1**

Pr **DOXAZOSIN – 2**

Pr **DOXAZOSIN – 4**

Doxazosin Mesylate Tablets

1 mg, 2 mg and 4 mg

## THERAPEUTIC CLASSIFICATION

Antihypertensive Agent

Symptomatic Treatment of Benign Prostatic Hyperplasia (BPH)

## ACTIONS AND CLINICAL PHARMACOLOGY

The mechanism of action of doxazosin mesylate is selective blockade of  $\alpha_1$  subtype of post-synaptic, post-junctional alpha-adrenergic receptors.

### **Pharmacodynamics**

#### Hypertension

Administration of doxazosin mesylate results in a reduction in systemic vascular resistance. In patients with hypertension there is little change in cardiac output. Maximum reductions in blood pressure usually occur 2 to 6 hours after dosing and are associated with a small increase in standing heart rate. Doxazosin mesylate has a greater effect on blood pressure and heart rate in the standing position. Tolerance has not been observed in long-term therapy.

Systolic and diastolic blood pressure is lowered in both the supine and standing positions. In clinical trials, blood pressure responses were measured at the end of the dosing interval (24

hours), with the usual supine response 6 to 11 mm Hg systolic and 5 to 9 mm Hg diastolic. The response in the standing position tended to be larger by 3 to 5 mm Hg. Peak blood pressure effects (1 to 6 hours) were larger by about 50 to 75% (i.e., trough values were about 55 to 70% of peak effect), with the larger peak-trough differences seen in systolic pressures. There was no apparent difference in the blood pressure response of Caucasians and Blacks or of patients above and below age 65.

During controlled clinical studies, predominantly normocholesterolemic patients receiving doxazosin mesylate had small but statistically significant reductions in total serum cholesterol (2.7%) and LDL cholesterol (4.3%), and increase in the HDL/total cholesterol ratio (4.3%) relative to placebo. No significant changes were observed in high-density lipoprotein fraction and triglycerides compared to placebo.

#### Benign Prostatic Hyperplasia (BPH)

Benign Prostatic Hyperplasia (BPH) is a common cause of urinary outflow obstruction in aging males. Severe BPH may lead to urinary retention and renal damage. A static and a dynamic component contribute to the symptoms and reduced urinary flow rate associated with BPH. The static component is related to an increase in prostate size caused, in part, by a proliferation of smooth muscle cells in the prostatic stroma.

However, the severity of BPH symptoms and the degree of urethral obstruction do not correlate well with the size of the prostate. The dynamic component of BPH is associated with an increase in smooth muscle tone in the prostate and bladder neck. The degree of tone in this area is mediated by  $\alpha_1$ -adrenoceptors which are present in high density in the prostatic stroma, prostatic capsule and bladder neck. Blockage of the  $\alpha_1$ -receptor decreases urethral resistance and may relieve the obstruction and BPH symptoms. In 30 to 70% of patients with symptomatic BPH, placebo has also shown a remarkable and sometimes dramatic effect in controlled short-term studies.

The symptoms may subside or fade away without treatment in approximately 20% of patients.

Doxazosin antagonizes phenylephrine-induced contractions, *in vitro*, in the human prostate. Doxazosin is bound with high affinity to the  $\alpha_{1A}$ -adrenoceptor subtype, thought to be the predominant functional type in the prostate.

The effect of doxazosin mesylate in BPH is thought to result from selective blockade of the  $\alpha_{1A}$ -adrenoceptors located in the prostatic muscular stroma, capsule and bladder neck. This action results in relief of the urinary outlet obstruction and symptomatology associated with BPH.

In controlled clinical trials in over 900 patients, the efficacy of doxazosin mesylate was evaluated. In two studies doxazosin mesylate 4 to 8 mg once daily significantly improved maximum urinary flow rate (MFR) by 2.3 to 3.3 mL/s (placebo 0.1 to 0.7 mL/s).

Significant improvements were usually noticed within 2 weeks of commencing doxazosin mesylate treatment and a significantly larger proportion of patients (32 to 42%) responded with MFR improvements  $\geq 3$  mL/s (placebo 13 to 17%). Average flow rate also improved with doxazosin mesylate treatment, (1.3 to 2.1 mL/s vs. placebo 0.2 to 0.3 mL/s). Doxazosin mesylate also resulted in a significant relief of the obstructive and irritative symptoms associated with BPH.

Using invasive urodynamics in a controlled clinical trial in 43 BPH patients, doxazosin mesylate 2 mg improved MFR 3.4 mL/s, and reduced urethral resistance 7.5 to 13.5 cm H<sub>2</sub>O (placebo, MFR-0.6 mL/s and resistance of 3.3 cm H<sub>2</sub>O).

In a 29-week controlled BPH trial in 100 patients, doxazosin mesylate was significantly more effective than placebo in improving urinary flow rates and reducing BPH symptoms; the effect was sustained over the entire treatment period. No tolerance to the effect of doxazosin mesylate on urodynamics or BPH symptomatology was observed in patients treated for up to 4 years in open-label studies.

Both hypertensive and normotensive BPH patients treated with doxazosin mesylate demonstrate statistically significant improvements in urodynamics and symptomatology compared to placebo.

### **Pharmacokinetics**

After oral administration of therapeutic doses of doxazosin mesylate absorption occurs with peak blood levels at about 2 hours. Bioavailability is approximately 65%. Food has little or no effect on the bioavailability.

Approximately 98% of the circulating drug is bound to plasma proteins. Plasma elimination is biphasic with a terminal elimination half-life of about 22 hours. There is an accumulation of plasma doxazosin levels following steady state dosing, consistent with the terminal elimination half-life.

In a study of elderly hypertensive patients the pharmacokinetic parameters of doxazosin at steady state were similar to those observed in a previous study of young and elderly healthy subjects who received a single oral dose of doxazosin mesylate.

In a crossover study in 24 normotensive subjects, the pharmacokinetics and safety of doxazosin were shown to be similar with morning and evening dosing regimens. DOXAZOSIN may, therefore, be administered as a single daily morning or evening dose (see **DOSAGE AND ADMINISTRATION**).

Doxazosin mesylate is extensively metabolized, mainly by O-demethylation of the quinazoline nucleus or hydroxylation of the benzodioxan moiety. Excretion is mainly via the feces with 9% of the dose excreted in urine as doxazosin (<0.5%) or metabolites. Less than 5% is excreted as the unchanged drug, mainly in the feces.

The disposition of doxazosin mesylate in patients with renal insufficiency is similar to that in

patients with normal renal function. Only limited data are available in patients with liver impairment and on the effects of drugs known to influence hepatic metabolism (e.g., cimetidine) (see **PRECAUTIONS - Use in Patients with Impaired Liver Function**).

Comparative bioavailability studies were carried out to compare the pharmacokinetic parameters of DOXAZOSIN 4 mg tablets (Pro Doc Ltée) versus CARDURA 4 mg tablets (Astra Pharma Inc.) in the fasting state. The results of these studies are presented in the following tables:

### SUMMARY TABLE OF THE COMPARATIVE BIOAVAILABILITY

<p style="text-align: center;"><b>Mesylate Doxazosin</b> ( 1 x 4 mg)</p> <p style="text-align: center;"><b>From Measured Data</b> <b>Geometric Mean</b> <b>Arithmetic Mean (CV%)</b></p>				
<b>Parameter</b>	<b>Test*</b>	<b>Reference<sup>†</sup></b>	<b>%Ratio of Geometric Mean</b>	<b>90% Confidence Interval</b>
AUC <sub>T</sub> (ng.h/mL)	431.97 450.25 (29.09)	430.17 449.12 (30.40)	100	96 to 105
AUC <sub>I</sub> (ng.h/mL)	464.30 483.20 (28.45)	460.82 480.24 (29.62)	101	96 to 106
C <sub>max</sub>	30.22 30.97 (22.81)	28.91 29.30 (17.42)	105	99 to 110
T <sub>max</sub> <sup>§</sup> (h)	1.79 (57.02)	1.95 (44.39)	--	--
T <sub>1/2</sub> <sup>§</sup> (h)	13.52 (25.16)	13.63 (27.36)	--	--

\* DOXAZOSIN, Pro Doc Ltée, Canada

† CARDURA, Astra Pharma Inc., Canada

§ For T<sub>max</sub> and T<sub>1/2</sub>, only the arithmetic mean is presented

## INDICATIONS AND CLINICAL USE

### **Hypertension**

DOXAZOSIN (doxazosin mesylate) is indicated in the treatment of mild to moderate essential hypertension. It is employed in a general treatment program in association with a thiazide diuretic and/or other antihypertensive agents, as needed, for proper patient response.

DOXAZOSIN may be tried as a sole therapy in those patients for whom treatment with other agents caused adverse effects or is inappropriate.

### **Benign Prostatic Hyperplasia (BPH)**

DOXAZOSIN is also indicated for the treatment of symptoms of benign prostatic hyperplasia (BPH). The onset of effect is rapid, with improvement in peak flow and symptoms observed within 1 to 2 weeks. The effect on these variables was maintained over the entire study duration (up to 4 years). DOXAZOSIN may be used in BPH patients who are either hypertensive or normotensive. While the reduction in blood pressure in normotensive patients with BPH is clinically insignificant, patients with hypertension and BPH have both conditions effectively treated with doxazosin monotherapy (see **DOSAGE AND ADMINISTRATION** for dosage regimens).

A number of clinical conditions can mimic symptomatic BPH (i.e., stricture of urethra, stricture of bladder neck, urinary bladder stones, neurogenic bladder dysfunction secondary to diabetes, Parkinsonism, etc.). These conditions should therefore be ruled out before doxazosin therapy is initiated.

## CONTRAINDICATIONS

It is contraindicated in patients with a known sensitivity to doxazosin mesylate or quinazolines.

## WARNINGS

### **Syncope and “First Dose” Effect**

DOXAZOSIN (doxazosin mesylate) can cause marked hypotension, especially postural hypotension and syncope in association with the first dose or first few doses of therapy. A similar effect can occur if therapy is reinstated following interruption for more than a few doses. Postural effects are most likely to occur between 2 and 6 hours after dose.

In controlled studies of doxazosin mesylate the incidence of syncopal episodes was 0.7%. An initial dose of 1 mg/day resulted in a 4% incidence of postural side effects with no cases of syncope. In controlled clinical trials for BPH in normotensive patients, there was a 0.2% occurrence of syncope with doxazosin mesylate. In controlled trials in patients with both BPH and hypertension receiving doxazosin mesylate, the incidence of syncope was 0.8%.

The likelihood of syncopal episodes or excessive hypotension can be minimized by limiting the initial dose of DOXAZOSIN to 1 mg, by increasing the dosage slowly, and by introducing any additional antihypertensive drugs into the patient's regimen with caution (see **DOSAGE AND ADMINISTRATION**).

Patients should be advised of the possibility of syncopal and orthostatic symptoms, and to avoid driving or hazardous tasks for 24 hours: after the initial dose of DOXAZOSIN, after the dose is increased, and after interruption of therapy when treatment is resumed. They should be cautioned to avoid situations where injury could result should syncope occur.

If syncope occurs, the patient should be placed in the supine position. If this measure is inadequate, volume expansion with intravenous fluids or vasopressor therapy may be used. A transient hypotensive response is not a contraindication to further doses of doxazosin mesylate.

### **Orthostatic Hypotension**

While syncope is the most severe orthostatic effect of doxazosin mesylate, other symptoms of lowered blood pressure such as dizziness, lightheadedness or vertigo can occur. These were common in clinical trials in hypertension, occurring in up to 23% of all patients treated and



causing discontinuation of therapy in about 2%. In placebo-controlled titration trials, there was an increased frequency of orthostatic effects in patients given 8 mg or more (10%) compared to patients given 1 to 4 mg (5%) or placebo (3%).

In placebo-controlled trials in BPH, the incidence of orthostatic hypotension with doxazosin mesylate was  $\leq 1\%$ . With maintenance doses of up to 8 mg/day in normotensive patients with BPH, the average decreases in both sitting and standing blood pressure were small: 5/2 mm Hg with doxazosin mesylate and 1/1 mm Hg with placebo.

Patients with occupations in which such events represent potential problems should be treated with particular caution.

Concomitant administration of doxazosin with a PDE-5 inhibitor such as sildenafil, tadalafil or vardenafil, should be used with caution as it may lead to symptomatic hypotension.

Patients should be advised of the need to lie down when symptoms of lowered blood pressure occur, and to be careful when arising from a lying position. If dizziness, lightheadedness or palpitations are bothersome, they should be reported to the physician so that dose adjustment can be considered. Patients should also be told that drowsiness or somnolence can occur with doxazosin mesylate, requiring caution in people who must drive or operate heavy machinery.

If hypotension occurs, place the patient in the recumbent position and institute supportive measures as necessary.

### **Priapism**

Rarely (probably less frequently than once in every several thousand patients),  $\alpha_1$ -antagonists such as doxazosin have been associated with priapism. Because this condition can lead to permanent impotence if not promptly treated, patients should be advised about the seriousness of the condition.

### **Hematological Events**

Analysis of hematologic data from patients receiving doxazosin mesylate in controlled clinical trials showed that the mean white blood cell (WBC) (n=474) and mean neutrophil counts (n=419) were decreased by 2.4% and 1.0% respectively, compared to placebo. A search through a database of 2,400 patients revealed 4 cases in which drug-related neutropenia could not be ruled out. Two had a single low value on the last day of treatment. Two had stable, non-progressive neutrophil counts in the 1000/mm<sup>3</sup> range over periods of 20 and 40 weeks. No patients became symptomatic as a result of the low WBC or neutrophil counts.

In BPH patients treated with doxazosin, the incidence of clinically significant WBC abnormalities was 0.4%.

In post-marketing experience, rare cases of hematopoietic events such as leukopenia and thrombocytopenia have been reported.

### **Hepatic Events**

In post-marketing experience, rare cases of abnormal liver function tests, cholestasis, jaundice and hepatitis have been reported.

### **Peripheral Edema**

Fluid retention resulting in weight gain may occur during doxazosin mesylate therapy. In placebo-controlled monotherapy trials, patients receiving doxazosin mesylate gained a mean of 0.6 kg compared to a mean loss of 0.1 kg for placebo-treated patients. The overall incidence of body weight gain reported as a side effect in controlled clinical trials was 0.8%.

## **PRECAUTIONS**

### **General**

Doxazosin mesylate therapy does not modify the natural history of benign prostatic hyperplasia (BPH). It does not retard or stop the progression of BPH, nor does it improve urine flow sufficiently to significantly reduce the residual urine volume. However, significant reduction of

the mean residual volume have been shown in patients with baseline residual volumes of >50 mL. The patient may continue to be at risk of developing urinary retention and other BPH complications during doxazosin therapy.

### **Long-term Safety and Efficacy**

The long-term safety and efficacy (i.e., >4 years) has not yet been established for the use of doxazosin in the treatment of benign prostatic hyperplasia.

### **Prostatic Cancer**

Carcinoma of the prostate and BPH cause many of the same symptoms. These two diseases frequently coexist. Therefore, patients thought to have BPH should be examined prior to starting DOXAZOSIN therapy to rule out the presence of carcinoma of the prostate.

DOXAZOSIN should not be used in patients with PSA >10 ng/mL unless cancer of the prostate has been ruled out.

### **Ophthalmologic**

The Intraoperative Floppy Iris Syndrome (IFIS, a variant of small pupil syndrome) has been observed during cataract surgery in some patients on or previously treated with alpha<sub>1</sub> blockers. As IFIS may lead to increased procedural complications during the operation, current or past use of alpha blockers should be made known to the ophthalmologic surgeon in advance of surgery.

### **Use in Patients with Impaired Liver Function**

As with any drug wholly metabolized by the liver, DOXAZOSIN should be administered with caution to patients with evidence of impaired hepatic function or to patients receiving drugs known to influence hepatic metabolism.

### **Use in Patients with Impaired Renal Function**

The use of DOXAZOSIN in patients with impaired renal function requires careful monitoring. Clinical studies indicate that the disposition of doxazosin mesylate in patients with renal insufficiency is similar to that in patients with normal renal function, however accumulation of the drug with chronic dosing may occur. Less than 10% of the dose of doxazosin is excreted in the urine as unchanged drug and metabolites.

### **Concomitant Conditions**

Doxazosin should not be prescribed to patients with symptomatic BPH who have the following concomitant conditions:

Chronic urinary retention, high residual urine (over 200 mL), peak urine flow of 5 mL/s or less, history of prior prostatic surgery, chronic fibrous or granulomatous prostatitis, urethral stricture, history of pelvic irradiation, presence of prostatic calculi, presence of large median lobe of prostate, presence of calculi in urinary bladder, recent history of epididymitis, gross hematuria, presence of neurogenic bladder dysfunction (diabetes mellitus, Parkinsonism, uninhibited neurogenic bladder, etc.), hydronephrosis, presence of carcinoma of the prostate. Nor should doxazosin be prescribed to patients having experienced a myocardial infarction, transient ischemic attacks, or cerebrovascular accident within the past 6 months.

### **Use in Pregnancy**

There are no studies in pregnant women. DOXAZOSIN is not recommended in pregnant women unless the potential benefit outweighs the potential risk to mother and fetus.

Doxazosin mesylate crosses the placental barrier.

Studies in pregnant rabbits and rats at daily oral doses of up to 40 and 20 mg/kg, respectively, have revealed no evidence of teratogenic effect. A dosage regimen of 82 mg/kg/day in the rabbit was associated with reduced fetal survival, an increase in embryomortality as well as increases in fetal and placental weights.

In peri- and post-post-natal studies in rats, postnatal development at maternal doses of 40 or 50 mg/kg/day of doxazosin was delayed as evidenced by slower body weight gain and a slightly later appearance of anatomical features and reflexes.

### **Use in Nursing Mothers**

Studies in lactating rats indicate that doxazosin accumulates in rat breast milk. It is not known whether this drug is excreted in human milk. Caution should be exercised when DOXAZOSIN is administered to a nursing mother and in general, nursing should be interrupted.

### **Use in Children**

The use of DOXAZOSIN is not recommended in children since safety and efficacy have not been established.

### **Use in Elderly**

DOXAZOSIN should be used cautiously in elderly patients because of the possibility of postural hypotension. There was an age-related trend towards an increased incidence of postural hypotension and postural dizziness in elderly hypertensive patients treated with this drug.

### **Cardiac Toxicity in Animals**

An increased incidence of myocardial necrosis or fibrosis was displayed by Sprague-Dawley rats after 6 months of dietary administration at concentrations calculated to provide 80 mg doxazosin/kg/day, and after 12 months of dietary administration at concentrations calculated to provide 40 mg doxazosin/kg/day.

Myocardial fibrosis was observed in both rats and mice treated in the same manner with 40 mg doxazosin/kg/day for 18 months. No cardiotoxicity was observed at lower doses (up to 10 or 20 mg/kg/day, depending on the study) in either species.

These lesions were not observed after 12 months of oral dosing in dogs and Wistar rats at maximum doses of 20 and 100 mg/kg/day, respectively. There is no evidence that similar lesions occur in humans.

## **Drug Interactions**

Doxazosin is highly (98%) bound to plasma protein. *In vitro* data in human plasma indicates that doxazosin mesylate has no effect on protein binding of digoxin, warfarin, phenytoin or indomethacin.

Doxazosin mesylate has been administered to patients receiving thiazide diuretics, beta-adrenergic blocking agents and non-steroidal anti-inflammatory drugs. No unexpected interactions were reported. An additive hypotensive effect was observed when doxazosin mesylate was co-administered with thiazide diuretics and beta-adrenergic blocking agents. There is limited experience with doxazosin mesylate in combination with ACE inhibitors or calcium channel blockers.

### Digoxin

Serum digoxin concentrations were not affected by treatment with doxazosin.

### Cimetidine

In a randomized, open-label, placebo-controlled, cross-over study in 22 healthy male subjects, the single co-administration of 1 mg doxazosin with 400 mg b.i.d. cimetidine resulted in a 10% increase in mean AUC of doxazosin ( $p=0.006$ ), and a slight but not statistically significant increase in mean  $C_{max}$  and mean half-life of doxazosin. The effect of further administration of cimetidine has not been studied.

### PDE-5 Inhibitors

Symptomatic hypotension has been reported during the concomitant use of PDE-5 inhibitors (e.g. sildenafil, tadalafil, vardenafil) and doxazosin mesylate (see WARNINGS).

## **ADVERSE REACTIONS**

### **Hypertension**

Doxazosin mesylate has been administered to approximately 4,000 patients in clinical trials of

whom 1,679 patients were included in controlled trials. The most serious adverse event occurring in the controlled clinical trials was syncope occurring in 0.7% of patients and resulting in a discontinuation rate of 0.2%.

The most frequent adverse events in controlled clinical trials were: headache (16.5%), fatigue/malaise (14.8%), dizziness (14.6%), postural dizziness (8.7%) and edema (6.6%). Discontinuation of doxazosin mesylate due to adverse events was required in 7% of patients.

Adverse events which occurred with an incidence of  $\geq 1\%$  in the controlled clinical trials in patients with mild to moderate essential hypertension were as shown in the following table.

<b>Adverse Event</b>	<b>Incidence (n=1679)</b>
All Adverse Events	49.0%
Headache	16.5%
Fatigue	14.8%
Dizziness	14.6%
Postural Dizziness	8.7%
Edema	6.6%
Somnolence	4.9%
Nausea	3.9%
Dyspnea	3.9%
Decrease in Platelets	3.9%
Palpitation	3.6%
Sexual Dysfunction	3.5%
Dry Mouth	3.4%
Vertigo	3.0%
Rhinitis	3.0%
Diarrhea	2.9%
Chest Pain	2.7%
Asthenia	2.7%
Vision/Accommodation Abnormalities	2.4%
Decrease in White Blood Cells	2.4%
Anxiety/Nervousness	2.3%
Insomnia	2.2%
Dyspepsia	2.1%
Rash	1.7%
Paresthesia	1.7%
Muscle Cramps	1.7%
Tachycardia	1.6%
Depression/Apathy	1.6%
Hypoesthesia	1.6%
Abdominal Pain	1.6%

Decrease in Hematocrit	1.6%
Increased Sweating	1.4%
Flatulence	1.4%
Decrease in Hemoglobin	1.4%
Pain (general body)	1.3%
Myalgia	1.3%
Constipation	1.3%
Conjunctivitis/Eye Pain	1.2%
Micturition Frequency	1.2%
Polyuria	1.0%
Decrease in Neutrophil Count	1.0%

The following other adverse events occurred in hypertensive patients with an incidence of <1% in controlled clinical trials (n=1,679): postural hypotension, arrhythmia, syncope, pruritus, arthralgia, agitation, flushing, tremor, paroniria, tinnitus, vomiting, epistaxis, sinusitis, bronchospasm/bronchitis, urinary incontinence, urinary disorder, face edema, weight increase, general edema, angina pectoris, peripheral ischemia, hypotension, paresis, twitching, migraine, amnesia, movement disorders, emotional lability, abnormal thinking, depersonalization, pallor, hypertonia, ataxia, thirst, gout, hypokalemia, lymphadenopathy, purpura, breast pain, alopecia, dry skin, eczema, taste perversion, photophobia, abnormal lacrimation, increased appetite, anorexia, fecal incontinence, coughing, pharyngitis, hot flushes, back pain, infection, fever/rigors and muscle weakness.

### **Benign Prostatic Hyperplasia**

Doxazosin mesylate has been administered once daily to 665 both hypertensive and normotensive patients with BPH in controlled clinical trials. The most serious adverse event occurring in the controlled trials was syncope (0.5%).

The most frequent adverse events in controlled trials were dizziness (15.6%), headache (9.8%) and fatigue (8%).

Discontinuation rate of doxazosin mesylate due to adverse events was 9%.

Adverse events which occurred with an incidence of  $\geq 1\%$  in the controlled clinical trials in



normotensive or hypertensive patients with BPH were as shown in the following table.

ADVERSE EVENT	INCIDENCE	
	Short Term* (n=665)	Long Term** (n=450)
All Adverse Events	45.0%	66.0%
Dizziness	15.6%	20.7%
Headache	9.8%	12.2%
Fatigue	8.0%	11.6%
Somnolence	3.0%	4.9%
Edema	2.7%	4.9%
Dyspnea	2.6%	<1%
Diarrhea	2.3%	3.8%
Abdominal Pain	2.3%	1.8%
Pain	2.0%	5.1%
Back Pain	1.8%	2.9%
Dyspepsia	1.8%	2.4%
Hypotension	1.7%	2.5%
Nausea	1.5%	3.1%
Dry Mouth	1.4%	<1%
Abnormal Vision	1.4%	2.2%
Palpitation	1.2%	1.8%
Chest Pain	1.2%	3.8%
Insomnia	1.2%	1.3%
Urinary Tract Infection	1.2%	1.1%
Anxiety	1.1%	<1%
Respiratory Disorder	1.1%	2.5%
Impotence	1.1%	4.9%
Increased Sweating	1.1%	<1%
Leg Cramps	<1%	1.6%
Hypertonia	<1%	1.1%
Paresthesia	<1%	1.1%
Tremor	-	1.1%
Asthenia	<1%	1.1%
Depression	<1%	3.1%
Decreased Libido	<1%	2.7%
Constipation	<1%	1.3%
Prostatic Disorder	<1%	1.8%
Ejaculation Failure	<1%	1.1%
Urinary Retention	<1%	1.6%
Dermatitis	-	1.3%
Rash	<1%	1.3%
Arthralgia	<1%	1.3%
Arrhythmia	-	1.1%
Myocardial Infarction	<1%	1.3%
Hematuria	<1%	1.8%
Tinnitus	<1%	1.3%

\*Placebo-controlled clinical trials; treated with doxazosin from 1 to 203 days.

\*\*Open label extension of 3 placebo-controlled clinical trials; treated for up to 50 months.

The following other adverse events occurred in normotensive or hypertensive patients with BPH with an incidence of <1% in short-term controlled clinical trials (n=665): tachycardia, angina, syncope, postural hypotension, pruritus, rash, myalgia, paresthesia, flushing, conjunctivitis, tinnitus, decreased libido, depression, nervousness, flatulence, rhinitis, epistaxis, carcinoma, dysuria, asthenia, influenza-like symptoms, viral infection, fever, weight increase, malaise, myocardial infarction, bradycardia, sudden death, pallor, hyperglycemia, gout, lymphadenopathy, prostatic disorder, ejaculation failure, epididymitis, dry skin, genital pruritus, urticaria, maculopapular rash, erythematous rash, aggravated psoriasis, eczema, hypoesthesia, hypertonia, leg cramps, confusion, speech disorder, ataxia, abnormal thinking, depersonalization, paroniria, emotional lability, impaired concentration, amnesia, earache, taste perversion, eye pain, visual field defect, cataract, melena, constipation, vomiting, gingivitis, increased appetite, coughing, bronchospasm, bronchitis, upper respiratory tract infection, sinusitis, pneumonia, urinary retention, micturition disorder, abnormal urine, renal pain, urinary incontinence, cystitis, arthritis, tendon disorder, arthralgia, hernia, rigors, hot flushes, allergy, sepsis, fungal infection, hematuria and subarachnoid hemorrhage.

The following other adverse events occurred in normotensive or hypertensive patients with BPH with an incidence of <1% in long-term controlled clinical trials (n=450): convulsions, encephalopathy, hypokinesia, migraine, fever, malaise, rigor, enlarged abdomen, allergic reaction/allergy, weight increase, nervousness, amnesia, anxiety, depersonalization, impaired concentration, abnormal thinking, flatulence, melena, vomiting, rectal hemorrhage, abnormal semen, tooth disorder, increased appetite, diverticulitis, esophagitis, gastric ulcer, tenesmus, tongue disorder, tooth hypoplasia, syncope, aneurysm, cardiac failure, abnormal ECG, hypertension, epistaxis, pharyngitis, rhinitis, bronchitis, pulmonary carcinoma, epididymitis, perineal pain, cystitis, dysuria, polyuria, urinary incontinence, oliguria, abnormal urine, increased sweating, seborrhea, maculopapular rash, skin disorder, nail disorder, photosensitivity reaction, pruritus, skin hypertrophy, urticaria, conjunctivitis, diplopia, eye abnormality, eye pain, myopia, visual field defect, myalgia, arthritis, polymyalgia rheumatica, atrial fibrillation, tachycardia, extra systoles, angina pectoris, myocardial ischemia, flushing, dry mouth, aggravated hypertension, sexual dysfunction, purpura, deafness, earache, cerebrovascular

disorder/accident, intermittent claudication, carcinoma, herpes simplex, herpes zoster, fungal infection, otitis media, dehydration, hyperglycemia, hyperuricemia, cholelithiasis, SGOT increase, SGPT increase and breast neoplasm.

Data from long-term (up to 50 months), open BPH studies (n=450) indicate higher rates of dizziness in younger hypertensive (27%) and normotensive (22%) patients, impotence in younger hypertensive (8%) patients, and discontinuation rates in patients due to adverse events (16.7%) compared to data from short-term placebo-controlled BPH studies (n=665).

### **Uncontrolled Trials and Post-Marketing Experience**

The following additional adverse events have also been reported in patients with essential hypertension and in normotensive or hypertensive patients with BPH: parosmia, renal calculus, priapism, ejaculation disorders such as retrograde ejaculation, jaundice, cholestasis and hepatitis.

Intraoperative Floppy Iris Syndrome (see PRECAUTIONS, Ophthalmologic) and gynecomastia.

### **Laboratory Abnormalities**

No clinically relevant adverse effects were noted on serum potassium, serum glucose, uric acid, blood urea nitrogen or creatinine. Decreases in white blood cells, neutrophils, platelets (see WARNINGS), hemoglobin and hematocrit have been reported. Abnormal liver function tests have occurred.

## **SYMPTOMS AND TREATMENT OF OVERDOSAGE**

No data are available regarding overdose with doxazosin mesylate in humans.

Should administration of doxazosin mesylate lead to hypotension, support of the cardiovascular system is of first importance. Restoration of blood pressure and normalization of heart rate may be accomplished by keeping the patient in the supine position. If this measure is inadequate,

shock should first be treated with volume expanders. If necessary, vasopressors should be used. Renal function should be monitored and supported as needed. As doxazosin mesylate is highly protein bound, dialysis may not be of benefit.

For management of a suspected drug overdose, contact your regional Poison Control Centre immediately.

## DOSAGE AND ADMINISTRATION

Dosage must be individualized. DOXAZOSIN (doxazosin mesylate) may be administered either in the morning or in the evening.

The absorption of DOXAZOSIN is not affected by food.

When DOXAZOSIN is being added to existing antihypertensive therapy, the patient should be carefully monitored for the occurrence of hypotension (see WARNINGS – Syncope and “First Dose” Effect). If a diuretic or other antihypertensive agent is being added to a DOXAZOSIN regimen, reducing the dose of DOXAZOSIN and retitration, with careful monitoring, may be necessary.

If DOXAZOSIN administration is discontinued for several days, or longer, therapy should be reinstated using the initial dosing regimen.

### **Hypertension - 1 to 16 mg Once Daily**

The initial dose of DOXAZOSIN in patients with hypertension is 1 mg given once daily and this dose should not be exceeded. This starting dose is intended to minimize postural hypotensive effects. The maximum reduction in blood pressure normally occurs between 2 and 6 hours after a dose.

The dose may be slowly increased to achieve the desired blood pressure response. The usual dose range is 1 to 8 mg once daily. The maximum recommended daily dose is 16 mg once daily.

Increases in dose beyond 4 mg increased the likelihood of excessive postural effects including syncope, postural dizziness/vertigo and postural hypotension. At a titrated dose of 16 mg once daily, the frequency of postural effects is about 12% compared to 3% for placebo.

### **Benign Prostatic Hyperplasia - 1 to 8 mg Once Daily**

The initial dosage of DOXAZOSIN is 1 mg given once daily (see WARNINGS – Syncope and “First Dose” Effect). Depending on the individual patient's urodynamics and BPH symptomatology, dosage may then be increased to 2 mg and thereafter to 4 mg and 8 mg once daily, the maximum recommended dose. The recommended titration interval is 1 to 2 weeks. Blood pressure should be evaluated routinely in these patients.

DOXAZOSIN should be discontinued if the drug has been increased to the maximum tolerated dose and improvement in urinary flowmetry is less than 25%, or if doxazosin side effects are more bothersome than BPH symptoms, or if the patient develops a urinary complication secondary to BPH while on doxazosin therapy.

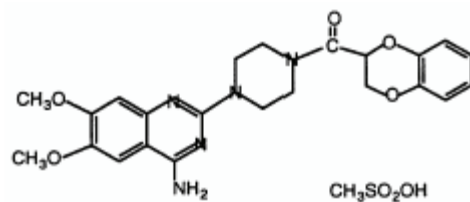
## PHARMACEUTICAL INFORMATION

Trade Name: DOXAZOSIN

Proper Name: Doxazosin mesylate

Chemical Name: 1-(4-Amino-6,7-dimethoxy-2-quinazolinyl)-4-(1,4-benzodioxan-2-ylcarbonyl) piperazine methanesulfonate

Structural Formula:



Molecular Formula: C<sub>23</sub>H<sub>25</sub>N<sub>5</sub>O<sub>5</sub>CH<sub>4</sub>SO<sub>3</sub>

Molecular Weight: 547.6 g/mol

Description: Doxazosin mesylate is a white to off-white crystalline solid of uniform appearance. It is freely soluble in dimethylsulphoxide, soluble in dimethylformamide, slightly soluble in methanol, ethanol, and water (0.8% w/v at 25°C), and very slightly soluble in acetone and methylene chloride. The pKa of the doxazosin moiety is 6.93 at 25°C and the melting point of doxazosin mesylate is 273.7°C.

## Stability and Storage Recommendations

Store between 15°C and 30°C.

## AVAILABILITY OF DOSAGE FORMS

- 1 mg:** Each white, round tablet, imprinted “DOXA 1” on one side and plain on the other side, contains: Doxazosin mesylate equivalent to doxazosin 1 mg. Non-medicinal ingredients: lactose, magnesium stearate, microcrystalline cellulose, sodium lauryl sulfate and sodium starch glycolate. Available in HDPE bottles of 100.
- 2 mg:** Each white, oblong tablet, imprinted “DOXA” on one side and score “2” on the other side, contains: Doxazosin mesylate equivalent to doxazosin 2 mg. Non-medicinal ingredients: lactose, magnesium stearate, microcrystalline cellulose, sodium lauryl sulfate and sodium starch glycolate. Available in HDPE bottles of 100.
- 4 mg:** Each white, lozenge-shaped tablet, imprinted “DOXA” on one side and score “4” on the other side, contains: Doxazosin mesylate equivalent to doxazosin 4 mg. Non-medicinal ingredients: lactose, magnesium stearate, microcrystalline cellulose, sodium lauryl sulfate and sodium starch glycolate. Available in HDPE bottles of 100.



## PHARMACOLOGY

### **Animal Pharmacology - *In Vivo***

In anaesthetized cats, doxazosin caused adrenaline reversal and was more effective in antagonizing pressor responses to phenylephrine ( $ED_{50}=0.06$  mg/kg, i.v.) than to noradrenaline, ( $ED_{50}<10$  mg/kg, i.v.) indicating selective effect on post-junctional  $\alpha_1$ - as opposed to  $\alpha_2$ -adrenoceptors. This was confirmed by the lack of effect of doxazosin on the  $\alpha_2$ -mediated pressor responses induced by alpha-methylnor-adrenaline. The lack of effect of doxazosin on pre-junctional  $\alpha_2$ -adrenoceptors was confirmed in anaesthetized dogs.

### **Animal Pharmacology - *In Vitro***

In the perfused isolated rabbit ear artery and in the rabbit pulmonary artery rings, doxazosin had a selective effect on post-synaptic  $\alpha_1$ -adrenoceptors. The superfused rabbit pulmonary artery preparation was used to show that doxazosin is highly selective (pre-synaptic activity  $EC_{20}=2 \times 10^{-5}$  M vs. post-synaptic activity  $EC_{20}=2.4 \times 10^{-8}$  M); for the post- as opposed to the pre-junctional alpha receptors in this tissue.

### **Miscellaneous Actions**

At high doses, doxazosin increased both alcohol and pentobarbitone sleeping time in mice and may possess mild CNS sedative activity *per se*, increased basal gastric acid secretion and gastrointestinal motility in rats, and had antidiuretic activity in normotensive rats and dogs.

### **Human Pharmacology**

#### Hypertension

A comparison of the blood pressure lowering effect of doxazosin mesylate in patients 65 years and over (n=204), and those below 65 years (n= 1,344) show similar falls in blood pressure. The changes in standing systolic/diastolic pressures were -15/-12 mm Hg for the elderly and -13/-11 mm Hg for the under 65-years groups, respectively.

Pharmacokinetic studies at steady state in hypertensive patients given doxazosin doses of 2 to 16 mg once daily showed linear kinetics and dose proportionality. In two studies, following the

administration of 2 mg orally once daily, the mean accumulation ratios (steady state AUC vs. first dose AUC) were 1.2 and 1.7.

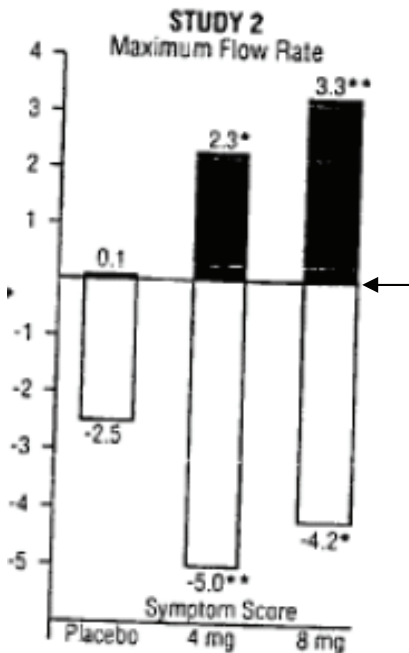
### Benign Prostatic Hyperplasia (BPH)

In three placebo-controlled studies of 14 to 16 weeks' duration obstructive symptoms (hesitation, intermittency, dribbling, weak urinary stream, incomplete emptying of the bladder) and irritative symptoms (nocturia, daytime frequency, urgency, burning) of BPH were evaluated at each visit by patient-assessed symptom questionnaires. The bothersomeness of symptoms was measured with a modified Boyarsky questionnaire. Symptom severity/frequency was assessed using a modified Boyarsky questionnaire or an AUA-based questionnaire. Uroflowmetric evaluations were performed at times of peak (2 to 6 hours post-dose) and/or trough (24 hours post-dose) plasma concentrations of doxazosin mesylate.

The results from the three placebo-controlled studies (n=609) showing significant efficacy with 4 mg and 8 mg doxazosin are summarized in Table 2. In all three studies, doxazosin mesylate resulted in statistically significant relief of obstructive and irritative symptoms compared to placebo. Statistically significant improvements of 2.3 to 3.3 mL/sec in maximum flow rate were seen with doxazosin mesylate in Studies 1 and 2, compared to 0.1 to 0.7 mL/sec with placebo.

**Table 2. Summary of effectiveness data in placebo controlled trials**

	N	SYMPTOM SCORE <sup>a</sup>		N	MAXIMUM FLOW RATE (mL/s)	
		MEAN BASELINE	MEAN CHANGE <sup>b</sup>		MEAN BASELINE	MEAN CHANGE <sup>c</sup>
<b>STUDY 1 (Titration to maximum dose of 8 mg)<sup>e</sup></b>						
Placebo	47	15.6	-2.3	41	9.7	+0.7
Doxazosin Mesylate	49	14.5	-4.9**	41	9.8	+2.9**
<b>STUDY 2 (Titration to fixed dose – 14 weeks)<sup>d</sup></b>						
Placebo	37	20.7	-2.5	30	10.6	+0.1
Doxazosin Mesylate 4 mg	38	21.2	-5.0**	32	9.8	+2.3*
Doxazosin Mesylate 8 mg	42	19.9	-4.2*	36	10.5	+3.3*
<b>STUDY 3 (Titration to fixed dose- 12 weeks)</b>						
Placebo	47	14.9	-4.7	44	9.9	+2.1
Doxazosin Mesylate 4 mg	46	16.6	-6.1*	46	9.6	+2.6



<sup>a</sup> AUA questionnaire (range 0 to 30) in studies 1 and 3.

Modified Boyarsky Questionnaire (range 7 to 39) in study 2.

<sup>b</sup> Change is to endpoint.

<sup>c</sup> Change is to fixed-dose efficacy phase, 22 to 26 hours post-date for study 2.

<sup>d</sup> Study in hypertensives with BPH.

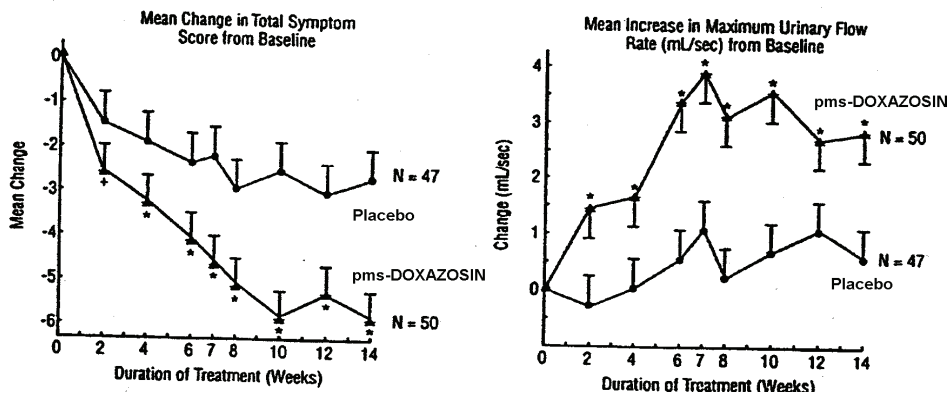
<sup>e</sup> 36 patients received a dose of 8 mg of doxazosin mesylate.

\*(\*\*) p<0.05 (0.01) compared to placebo mean change.

In one fixed dose study (study 2) of doxazosin mesylate therapy (4 to 8 mg, once daily) resulted in a significant and sustained improvement in maximum urinary flow rate of 2.3 to 3.3 mL/sec (Table 2) compared to placebo (0.1 mL/sec). In this study, the only study in which weekly evaluations were made, significant improvement with doxazosin mesylate vs. placebo was seen after one week. The proportion of patients who responded with a maximum flow rate improvement of  $\geq 3$  mL/sec was significantly larger with doxazosin mesylate (34 to 42%) than placebo (13 to 17%). A significantly greater improvement was also seen in average flow rate with doxazosin mesylate (1.5 mL/sec) than with placebo (0.2 mL/sec).

The onset and time course of symptom relief and increased urinary flow from study 1 are illustrated in Figure 1.

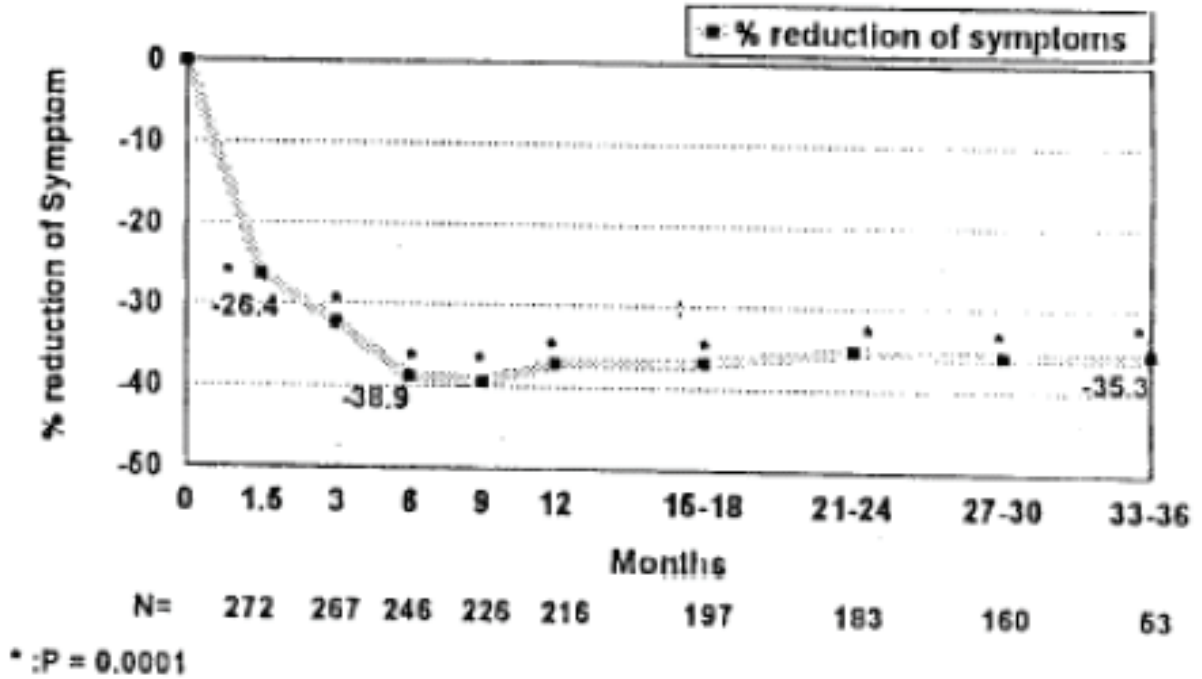
**Figure 1**



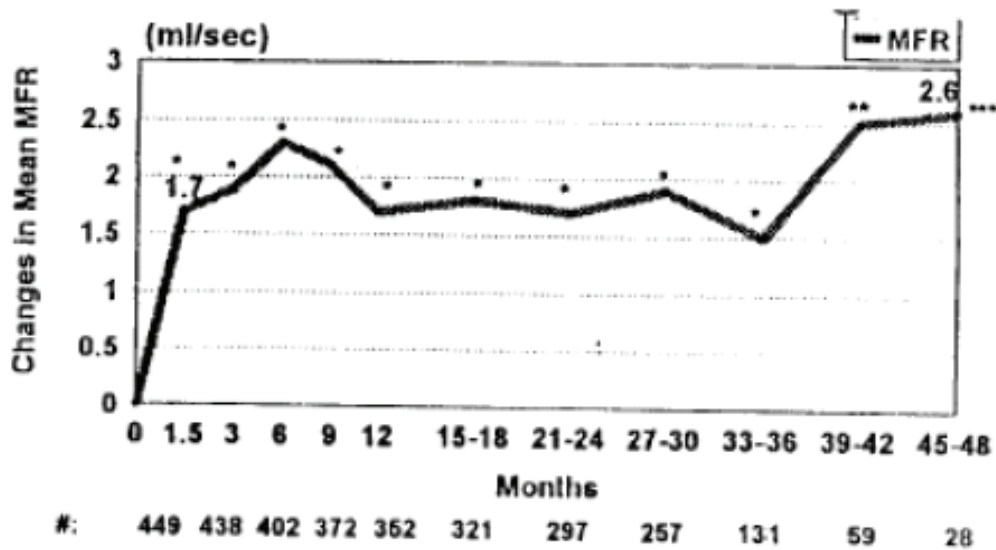
In BPH patients (n=450) treated for up to 4 years in open-label studies, doxazosin mesylate therapy resulted in significant improvement above baseline in urinary flow rates and BPH symptoms. The significant effects of doxazosin mesylate were maintained over the entire treatment period, as shown in Figure 2.

Figure 2

Mean change in total symptom score from baseline, in normotensive patients.



Mean increase in maximum flow rate (mL/sec) from baseline.



P=0.0001, \*\*: P=0.001, \*\*\*: P<0.05

Although blockade of  $\alpha_1$ -adrenoceptors also lowers blood pressure in hypertensive patients with increased peripheral vascular resistance, doxazosin mesylate treatment of normotensive men with BPH did not result in a clinically significant blood pressure lowering effect (Table 3). The proportion of normotensive patients with a sitting systolic blood pressure less than 90 mm Hg and/or diastolic blood pressure less than 60 mm Hg at any time during treatment with doxazosin mesylate 1 to 8 mg once daily was 6.7% and not statistically significantly different from that with placebo (5%).

**Table 3 Mean Changes in Blood Pressure from Baseline to the Mean of the Final Efficacy Phase in Normotensive (Diastolic BP<90mm Hg) in All Double-Blind, Placebo-Controlled U.S. Studies.**

	Group	n	Baseline	Mean Change
Systolic BP	Doxazosin Mesylate	183	128.8	-4.9*
Sitting (mm Hg)	Placebo	85	128.4	-1.4
Diastolic BP	Doxazosin Mesylate	183	79.6	-2.4*
Sitting (mm Hg)	Placebo	85	79.2	-1.2

\*p $\leq$ 0.05 compared to placebo

## TOXICOLOGY

### Acute Toxicology

SPECIES	SEX	ROUTE	LD <sub>50</sub> (Confidence Limits) mg/base/kg
Mice	M	p.o.	> 1,000
	F	p.o.	> 1,000
Rats	M	p.o.	> 1,200
	F	p.o.	> 1,200

After oral administration of the drug, the animals displayed vulval opening (females), ptosis and prostration, with the signs lasting up to two days depending on dose level. The 3 deaths which occurred were between days 2 and 5.

**Toxicology**

**Subacute and Chronic Toxicity**

<b>SPECIES</b>	<b>ROUTE</b>	<b>DOSE mg/kg/day</b>	<b>ANIMAL PER DOSE LEVEL</b>	<b>DURATIO N</b>	<b>FINDINGS</b>
rat	oral (gavage)	0 5 10 20	10 or 20 M + 10 or 20 F	14 weeks followed by 4 weeks drug withdrawal	Dose-related ptosis, listlessness, subcutaneous vasodilation, vaginal dilatation & descended testes; reductions in plasma potassium & glucose levels in males at the end of the study which disappeared after withdrawal of treatment. Necropsy or histopathological examination revealed no drug related abnormalities.
rat (Japanese study)	oral (gavage)	0 20 60 150 300 600	20 M 20 F	1 month	<u>At all dose levels:</u> dose-related decrease in spontaneous movement, depression, ptosis, prostration, descent of testes & opening of vagina. <u>At 150, 300 &amp; 600 mg/kg/day:</u> dose-related growth inhibition was noted. <u>At 600 mg/kg/day:</u> decrease in food consumption & urinary incontinence was seen. An increase in hemoglobin, hematocrit, erythrocytes & neutrophils & a decrease in lymphocytes were also reported. Mortality occurred in 16/20 male & in 13/20 female rats within one month. Elevation in the SGOT & SGPT levels was seen at 600 & 300 mg/kg/day & at 150 mg/kg/day (males). The elevations of the SGOT & SGPT generally corresponded to the severity of the hepatic lesions. An increase in total bilirubin was noted at 300 & 600 mg/kg/day & at 150 mg/kg/day (males). Histological examination showed drug related changes at dose levels of 150 mg/kg & higher; dose related hepatic cell degeneration & necrosis in males; myocardial necrosis/fibrosis at 300 & 600 mg/kg, & organ changes similar to those seen in wasting conditions due to malnutrition.
dog	oral	0 1 4 16	3 M + 3 F	13 weeks	<u>At all doses:</u> lowered blood pressure. Necropsy or histopathological examination revealed no drug related abnormalities.
rat	oral (diet)	0 5 20 80	20 M + 20 F	6 months	Ptosis, vasodilatation, sedation, opening of the vagina & descended testes; at 80 mg/kg in females there was a reduction in the growth & food intake. Drug-related changes included decreases of plasma glucose & potassium & either an increase (at 5 mg/kg) or decrease (at 80 mg/kg) of total proteins, at months 3 & 6. Also at 5 & 20 mg/kg hemoconcentration & at 80 mg/kg hemodilution were observed. At 80 mg/kg, in males there was an increase in the incidence of myocardial necrosis (16/20 treated vs. 7/20 control rats).

**Toxicology**

**Subacute and Chronic Toxicity**

<b>SPECIES</b>	<b>ROUTE</b>	<b>DOSE mg/kg/day</b>	<b>ANIMAL PER DOSE LEVEL</b>	<b>DURATIO N</b>	<b>FINDINGS</b>
rat	oral	0 5 20 50 100	30 M + 30 F	12 months (interim sacrifice at 3 months & post- treatment sacrifice at 3 months)	At 20, 50 & 100 mg/kg in males there was impairment of body weight gain. At 20 & 50 mg/kg a decrease in urinary volume was noted. Post-mortem showed an increase in heart weights of males at 100 mg/kg & of spleen weight of males at the 50 & 100 mg/kg dose levels & in all female groups. Hepatic single cell degeneration & necrosis was observed at 50 & 100 mg/kg after 3 months & at 100 mg/kg after 12 months.
Rat (age 12 months old at start of study)	oral	0 10 20 40	24 M	12 months	At 40 mg/kg there was an adverse effect on body weight &, in the 2nd half of the study, an increase in mortality. There was also an increase of myocardial fibrosis (22/23 rats at 40 mg/kg vs. 15/24 in control rats). At 20 mg/kg & 40 mg/kg testicular atrophy was seen. The non-cardiotoxic dose level was 20 mg/kg.
dog	oral	0 1 5 20	4 M + 4 F	12 months	Dose related ptosis, sedation, asthenia, vasodilatation, dacryorrhea, salivation & relaxation of the nictitating membrane. Swollen vulvae of most of the treated females were seen. At 20 mg/kg, decrease in body weight, lowered blood pressure & raised heart rate were shown to occur. At the end of the study at 5 & 20 mg/kg most dogs showed a persistent pupillary constriction which diminished within days of cessation of treatment. All treated dogs showed a bilateral prominence of the nictitating membrane. At 20 mg/kg, a swelling of the optic disc was seen at 6 months (2/8) & 12 months (5/8). There was also an increase in plasma cholesterol at the end of the study. There was no evidence of drug-related effect on organ weights, macroscopic or microscopic findings.
Special Study (Ophthalmology Study)					
dog	oral	between 25 & 50 mg/kg/d ay (according to tolerance)	2 M + 2 F	28 days	The expected pupillary constriction & relaxation of the nictitating membrane was observed; there were no changes in the optic disc. Ocular reflexes were normal. The effects regressed over 2 to 3 weeks post-treatment.



<b>Mutagenicity</b>				
<b>STUDY</b>	<b>TEST ORGANISM</b>	<b>DOSE</b>	<b>ROUTE</b>	<b>MAJOR FINDING</b>
<u>Ames Test</u> (modified) Quantitative Plate Assay & Metabolic Activation Assay with hepatic microsomes	<u>Salmonella Typhimurium</u> : strains TA 1535, TA 1538, TA 98 & TA 100	2.0 to 0.002 mg/plate for TA 98 & TA 100 1.0 to 0.01 mg/plate for TA 1535 & TA 1538	<i>in vitro</i>	No evidence of mutation frequency.
<u>Ellenberger &amp; Mohn</u> : Forward Mutation (galactose locus) Assay	<u>Escherichia coli</u> 341/113	10 to 0.1 mg/mL of culture medium	<i>in vitro</i>	No evidence for mutagenicity observed.
<u>Slater et al</u> : Assays utilizing DNA Repair deficient <u>E. coli</u>	Pol A ( <u>E. coli</u> p3478) Pol A+ ( <u>E. coli</u> W3110)	5 and 10 mg/disc	<i>in vitro</i>	No evidence of DNA damaging activity. However, this result is somewhat impaired by the absence of any cytotoxic activity on either the Pol A+ or Pol A strain.
Quantitative Plate Assay of Mouse Urine	<u>Salmonella Typhimurium</u> : TA 1535, TA 98, TA 100 TA 1537 & TA 1538	1.0 to 0.05 mg/kg	<i>in vitro</i> i.p.	No mutagenic activity was seen.
<i>In-Vivo</i> cytogenetics	mouse-bone marrow	1 mg/kg (single dose) 0.5 mg/kg/day (for 5 days)	<i>in vivo</i> i.p. s.c.	No indication of chromosome breakage or mutagenicity observed.
<i>In-Vitro</i> cytogenetics	human lymphocytes	10 µg/mL of culture medium	<i>in vitro</i>	No evidence of induced-chromosome damage observed.

Mutagenicity studies revealed no drug or metabolite related effects at either chromosomal or subchromosomal levels.

### **Carcinogenicity**

Chronic dietary administration (up to 24 months) of doxazosin mesylate at maximally tolerated concentrations (highest dose 40 mg/kg/day) revealed no evidence of carcinogenicity in rats.

Doxazosin was also administered for up to 18 months in the diet of mice, at doses up to 40 mg/kg/day, with no evidence of carcinogenicity observed. This mouse study however, was compromised by the failure to use a maximally tolerated dose of doxazosin. A subsequent 24-month dietary study of doxazosin mesylate, at maximally tolerated concentrations (highest dose 120 mg/kg/day), showed no carcinogenic effect in mice. The highest doses evaluated in the rat and mouse studies are associated with AUCs (a measure of systemic exposure) that are 8 times and 4 times, respectively, the human AUC at a dose of 16 mg/day.

<b>Reproduction and Teratology</b>					
<b>SPECIES</b>	<b>ROUTE</b>	<b>DOSE mg/kg/day</b>	<b>ANIMAL PER GROUP</b>	<b>DURATION</b>	<b>FINDINGS</b>
General Fertility					
rat (Charles River CD)	oral	0 5 10 20	10 or 20 M + 40 F	Males 60 to 70 days prior to mating. Females 14 days prior to mating and throughout gestation.	<u>Male Fertility:</u> At 10 & 20 mg/kg an effect on male fertility was observed: reduction in both the copulation frequency (~17%) & in the proportion of these copulations resulting in pregnancy (~23%). There was no evidence of teratogenicity, no effect on parturition, fetal growth or development, nor on postnatal development of reproductive performance of the offspring.
Male Fertility Study (reversibility)					
rat (Charles River CD)	oral	0 20	25 M	Males (25 group) dosed for 13, 27 or 62 days. Each allowed to mate with untreated female, at least 2 times, for up to 7 days and nights. Females sacrificed on day 14 post-copulation.	No effect on copulation frequency. For the duration of treatment (males): reduction in the proportion of copulations resulting in pregnancy (i.e., fewer, 70 to 78%, females became pregnant vs. controls, 92 to 100%). This effect was reversible within 2 weeks of drug withdrawal.

Reproduction and Teratology					
SPECIES	ROUTE	DOSE mg/kg/day	ANIMAL PER GROUP	DURATION	FINDINGS
Teratology					
rabbit (New Zealand White)	oral	0 10 20 40	19 F	Days 7 to 18 gestation.	No effects were observed.
Peri- and Post-Natal Study					
rats (Charles River CD)	oral	0 2.5 10 40	20 F	Day 15 gestation until parturition and throughout lactation.	<u>Dams:</u> Ptosis, vasodilation and vaginal opening. At 10 & 40 mg/kg, increased weight gain during gestation. At 40 mg/kg increased weight gain during lactation. Food intake also increased during gestation. <u>Pups:</u> At 40 mg/kg/day: reduced body weights during lactation. Delayed development as evidenced by appearance of reflexes and incisors and opening of the auditory meatus and the palpebrae. The open-field test also revealed diminished defecation in the high-dose group.

Studies in rats showed reduced fertility in males treated with doxazosin at oral doses of 20 (but not 5 or 10) mg/kg/day, about 4 times the AUC exposures obtained with a 12 mg/day human dose. This effect was reversible within two weeks of drug withdrawal.

## BIBLIOGRAPHY

1. Alabaster VA, Davey MJ.  
The alpha-1 adrenoceptor antagonist profile of doxazosin; preclinical pharmacology.  
Br J Clin Pharmacol 1986;21(Suppl 1):9s-17s.
2. Barry AC, Kirby RS.  
Doxazosin: Antihypertensive effect in hypertensive vs. normotensive BPH patients with BPH.  
AJH 1993;6(5 Pt. 2):94A(Abstract 1101).
3. Bartels ACC, de Vries PMJM, Oe LP, *et al.*  
Doxazosin in the treatment of patients with mild or moderate hypertension and mild or moderate renal insufficiency.  
Am Heart J 1988;116:1772-1777.
4. Castrignano R, D'Angelo NM, Pati T, *et al.*  
A single-blind study of doxazosin in the treatment of mild to moderate essential hypertensive patients with concomitant non-insulin-dependent diabetes mellitus.  
Am Heart J 1988;116:1778-1784.
5. Cox DA, Leader JP, Milson JA, Singleton W.  
The antihypertensive effect of doxazosin: a clinical overview.  
Br J Clin Pharmacol 1986;21(Suppl 1):83s-90s.
6. Cubeddu LX, Pool JL, Bloomfield R.  
Effect of doxazosin monotherapy on blood pressure and plasma lipids in patients with essential hypertension.  
Am J Hypertens 1988;1:158-167.
7. de Leeuw PW, Van Es PN, De Bos R, Birkenhager WH.  
Acute renal effects of doxazosin in man.  
Br J Clin Pharmacol 1986;21 (Suppl 1):41s-43s.
8. Elliott HL, Meredith PA, Vincent J, *et al.*  
Clinical pharmacological studies with doxazosin.  
Br J Clin Pharmacol 1986;21:27S-31S.
9. Englert RG, Mauersberger H.  
A single-blind study of doxazosin in the treatment of essential hypertension when added to nonresponders to angiotensin-converting enzyme inhibitor therapy.  
Am Heart J 1988; 116:1826-1832.

10. Frick MH, Cox DA, Himanen P, *et al.*  
Serum lipid changes in a one-year, multicenter, double-blind comparison of doxazosin and atenolol for mild to moderate essential hypertension.  
*Am J Cardiol* 1987;59:61G-67G.
11. Gillenwater JY, Conn RL, Chrysant SG, Roy J, *et al.*  
Doxazosin for the treatment of benign prostatic hyperplasia in patients with mild to moderate essential hypertension: a double-blind, placebo-controlled, dose-response multicenter study.  
*J Urol* 1995;154:110-115.
12. Gillin, AG, Fletcher MB, Horvath JS, Hutton BF, Bautovich GJ, Tiller DJ.  
Comparison of doxazosin and atenolol in mild hypertension, and effects on exercise capacity, hemodynamics and left ventricular function.  
*Am J Cardiol* 1989;63:950-954.
13. Graham RM.  
Selective alpha-1 adrenergic antagonists: therapeutically relevant antihypertensive agents.  
*Am J Cardiol* 1984;53(3):16A-20A.
14. Hayduk K, Schneider HT.  
Antihypertensive effects of doxazosin in systemic hypertension and comparison with terazosin.  
*Am J Cardiol* 1987;59:95G-98G.
15. Holme I, Fauchald P, Rugstad HE, Stokke HP.  
Preliminary results of the Norwegian doxazosin postmarketing surveillance study: a twelve-week experience.  
*Am Heart J* 1991;121(Number 1, Part 2):2260-2267.
16. Horder M-H, Barlage U.  
Double-blind comparative study of doxazosin and captopril.  
*Muench Med Wschr* 1988;130:819-822.
17. Kaplan SA, Meade D'Alisera P, Quiñones S, Solda KA.  
Doxazosin in physiologically and pharmacologically normotensive men with benign prostatic hyperplasia.  
*Urology* 1995;46(4):512-517.
18. Kaye B, Cussans NJ, Faulkner JK, Stopher DA, Reid JL.  
The metabolism and kinetics of doxazosin in man, mouse, rat and dog.  
*Br J Clin Pharmacol* 1986;21(Suppl 1):19s-25s.

19. Kirby RS, Chapple CR, Christmas TJ.  
Doxazosin: Minimal blood pressure effects in normotensive BPH patients.  
J Urol 1993; 149(4):434A(Abstract 886).
20. Kirby RS, Chapple CR, Sethia K, *et al.*  
Morning vs. evening dosing with doxazosin in benign prostatic hyperplasia: efficacy and safety.  
Prostatic Cancer and Prostatic Diseases 1998;1:163-171.
21. Langdon CG, Packard RS.  
Doxazosin in hypertension: Results of a general practice study in 4809 patients.  
BJCP 1994;48(6):293-298.
22. Lepor H, Baumann M, Shapiro E.  
Binding and functional properties of doxazosin in the human prostate adenoma and canine brain. The Prostate 1990;16:29-38.
23. Lund-Johansen P, Omvik P, Haugland H.  
Acute and chronic haemodynamic effects of doxazosin in hypertension at rest and during exercise.  
Br J Clin Pharmacol 1986;21:45S-54S.
24. Scott PJW, Hosie J, Scott MGB.  
A double-blind and crossover comparison of once-daily doxazosin and placebo with steady-state pharmacokinetics in elderly hypertensive patients.  
Eur J Clin Pharmacol 1988;34:119-123.
25. Smyth P, Pringle S, Jackson G, *et al.*  
24 hour control of blood pressure by once daily doxazosin: a multicentre double-blind comparison with placebo. Eur J Clin Pharmacol 1988;34:613-618.
26. Torvick D, Madsbu H-P.  
An open one-year comparison of doxazosin and prazosin for mild to moderate essential hypertension.  
Am J Cardiol 1987;59:68G-72G.
27. Torvick D, Madsbu H-P.  
Multicenter 12 week double-blind comparison of doxazosin, prazosin and placebo in patients with mild to moderate essential hypertension.  
Br J Clin Pharmacol 1986; (21 Suppl 1): 69s.
28. Trost BN, Wiedmann P, Riesen W, *et al.*  
Comparative effects of doxazosin and hydrochlorothiazide on serum lipids and blood pressure in essential hypertension.

Am J Cardiol 1987;59:99G-104G.

29. van Zweften P, Timmermans P, van Brummelen P.  
Role of alpha adrenoceptors in hypertension and antihypertensive drug treatment.  
Am J Med 1984;(77):17.
30. Wessels F.  
Double-blind comparison of doxazosin and enalapril in patients with mild or moderate essential hypertension.  
Am Heart J 1991; 121(Number 1, Part 2):299-303.
31. Young RA, Brogden RN.  
Doxazosin: A review of its pharmacodynamic and pharmacokinetic properties, and therapeutic efficacy in mild or moderate hypertension.  
Drugs 1988;35:525-541.
32. Product Monograph - CARDURA 1-2-4, AstraZeneca Canada Inc., Date of Revision: September 18, 2012, Control number: 156309

**PART III: CONSUMER INFORMATION**

Pr **DOXAZOSIN – 1**

Pr **DOXAZOSIN – 2**

Pr **DOXAZOSIN – 4**

Doxazosin Mesylate Tablets

**This leaflet is part III of a three-part "Product Monograph" published when DOXAZOSIN was approved for sale in Canada and is designed specifically for consumers receiving DOXAZOSIN as a treatment for benign prostatic hyperplasia (BPH) or for hypertension.**

**This leaflet is a summary and will not tell you everything about DOXAZOSIN. Contact your doctor or pharmacist if you have any questions about the drug.**

**ABOUT THIS MEDICATION**

**What the medication is used for:**

Your doctor has prescribed DOXAZOSIN because you either have a medical condition called benign prostatic hyperplasia (BPH) or Hypertension. This leaflet describes DOXAZOSIN as a treatment for BPH.

**What is BPH?**

BPH is an enlargement of the prostate gland. After age 50, most men develop enlarged prostates. The prostate is located below the bladder and surrounds the urethra which is a tube that drains urine from the bladder. The symptoms of BPH, however, can be caused by an increase in the tightness of muscles in the prostate. If the muscles inside the prostate tighten, they can squeeze the urethra and slow the flow of urine. This can lead to symptoms such as:

- weak or interrupted urinary stream
- sensation that you cannot completely empty your bladder
- sensation of delay or hesitation when you start to urinate
- need to urinate often, especially at night, or
- sensation that you must urinate immediately.

**Hypertension** is the medical term for high blood pressure (HBP). When blood flows through the blood vessels, it pushes against their walls, almost like water pushing against the sides of a hose. Blood pressure is like that "push". When blood pressure is high (like the water pressure in a hose when the nozzle is partially shut), damage can occur to the heart and blood vessels.

Although you may not feel any symptoms for years, hypertension can lead to stroke, heart attack, kidney disease and other serious conditions.

**What it does:**

DOXAZOSIN blocks smooth muscle receptors of the bladder neck and the prostate called alpha1-adrenoceptors. This blockade causes the smooth muscles of the bladder neck and prostate to relax and decreases muscle tone. This can lead to a rapid improvement in urine flow and symptoms within 1 to 2 weeks period. However, not all patients respond in the same way, and since each case of BPH is different, you should keep in mind the following:

- Prior to treatment with DOXAZOSIN, you should have a thorough urological evaluation to determine the severity of your condition, and to exclude the need for immediate surgery or the possibility of carcinoma of the prostate.
- Even if taking DOXAZOSIN helps your condition, it is not known whether DOXAZOSIN reduces the need for surgery.
- DOXAZOSIN will not cure your benign prostatic hyperplasia (BPH). DOXAZOSIN will make your urine flow better and improve the symptoms of BPH. In some patients, bothersome adverse effects may occur as a result of the DOXAZOSIN therapy.

Similarly, DOXAZOSIN lowers blood pressure by relaxing the blood vessels so that blood can flow more easily through the body.

**When it should not be used:**

DOXAZOSIN should not be used if you have a known allergy to DOXAZOSIN (doxazosin mesylate) or any of the non-medicinal ingredients (see list below).

It is also contraindicated in patients with a known sensitivity to quinazoline (such as prazosin and tetrazosin)

**What the medicinal ingredient is:**

doxazosin mesylate

**What the non-medicinal ingredients are:**

Lactose, magnesium stearate, microcrystalline cellulose, sodium lauryl sulfate and sodium starch glycolate.

**What dosage forms it comes in:**

**Tablets:** 1 mg, 2 mg, and 4 mg (doxazosin)

**WARNINGS AND PRECAUTIONS**

**BEFORE** you use DOXAZOSIN talk to your doctor or pharmacist if:



## IMPORTANT: PLEASE READ

- You take phosphodiesterase (PDE-5)-inhibitor such as sildenafil, tadalafil or vardenafil, due to the risk of developing low blood pressure.
- you take other medications, including those you can buy without prescription and herbal products, or if you drink alcohol;
- you have or have had heart or blood vessel diseases;
- you have heart problems;
- you have or have had kidney and liver disease;
- you have or have had stomach or intestinal problems;
- you suffer from muscular dystrophy or other neuromuscular disorder;
- You are pregnant or plan to get pregnant;
- Your are breastfeeding or plan to breastfeed.

DOXAZOSIN can cause a sudden drop in blood pressure after the first dose or first few doses. You may feel dizzy, faint, or "light-headed", particularly after you get up from bed or from a chair. This is more likely to occur after you have taken the first few doses, but can occur at any time while you are taking the drug. It can also occur if you stop taking the drug and then restart treatment. If you feel very dizzy, faint or "light-headed" you should contact your doctor. Your doctor will discuss with you how often you need to visit and how often your blood pressure should be checked.

In general, you should be cautious when using a phosphodiesterase (PDE-5) inhibitor such as sildenafil, tadalafil or vardenafil when taking DOXAZOSIN due to the risks of developing serious hypotension (low blood pressure).

Your doctor has prescribed DOXAZOSIN for symptomatic BPH or High blood pressure and not for prostatic cancer.

It is possible for men to have both BPH and prostate cancer at the same time. Doctors usually recommend that men be checked for prostate cancer once a year when they turn 50 (or 40 if a family member has had prostate cancer). These checks should continue while you are taking DOXAZOSIN. DOXAZOSIN is not a treatment for prostate cancer.

About Prostate Specific Antigen (PSA). Your doctor may have done a blood test called PSA. Your doctor is aware that DOXAZOSIN does not affect PSA levels. You may want to ask your doctor more about this if you have a PSA test done.

You should see an effect on your symptoms in 1 to 2 weeks. While taking DOXAZOSIN, you must have regular check-ups to evaluate your progress regarding your BPH and to monitor your blood pressure. Follow your doctor's advice about when to have these check-ups.

If you drink alcohol the effects of the alcohol may be increased and prolonged. You should be aware of that and be more cautious with alcohol or you may wish to avoid alcohol altogether.

If you're seeing more than one doctor make sure that each one knows about all the medicines you are taking.

## INTERACTIONS WITH THIS MEDICATION

The following list includes drugs that may interact with DOXAZOSIN:

- drugs to treat erectile dysfunction (sildenafil, tadalafil, vardenafil)
- drugs to treat hypertension, including diuretics ("water pills") and other classes of medications

Talk to your doctor or pharmacist if you drink alcohol.

## PROPER USE OF THIS MEDICATION

Follow your doctor's instructions very carefully about how to take DOXAZOSIN.

### **For the treatment of Hypertension:**

Usual Adult Dose: Start with 1 mg once daily.

Maximum recommended daily dose is 16 mg once daily.

### **For the treatment of Benign Prostatic Hyperplasia:**

Usual Adult Dose: Start with 1 mg once daily.

Maximum recommended daily dose is 8 mg once daily.

Dose increase should be done gradually with caution due to consideration of possible dizziness/vertigo effect.

Do not share DOXAZOSIN with anyone else; it was prescribed only for you.

Notify your doctor about any illness which may develop during your treatment with DOXAZOSIN and about any new prescription or non-prescription medication you may take. If you require medical help for other reasons, inform the attending physician that you are taking DOXAZOSIN.

You can take DOXAZOSIN either in the morning or at bedtime, with or without food. If you take DOXAZOSIN at bedtime but need to get up from bed to go to the bathroom, get up slowly and cautiously until you are sure how the medication affects you. It is important to get up slowly from a chair or bed at any time until you learn how you react to DOXAZOSIN. You should not

**IMPORTANT: PLEASE READ**

drive or do any hazardous tasks until you are used to the effects of the medication. If you begin to feel dizzy, sit or lie down until you feel better.

**If you miss a dose:** Talk with your doctor if you don't take it for a few days for some reason; you may then need to restart the medication at a 1 mg dose, increase your dose gradually and again be cautious about possible dizziness.

**How long to take DOXAZOSIN:** You should take DOXAZOSIN as long as your doctor thinks it is necessary.

**Overdose:** If you take too many tablets by accident, call a poison control center immediately.

In case of drug overdose, contact a health care practitioner, hospital emergency department or regional Poison Control Center immediately, even if there are no symptoms.

**SIDE EFFECTS AND WHAT TO DO ABOUT THEM**

Like all medications, some patients may experience side effects with DOXAZOSIN.

Side effects you could have while taking DOXAZOSIN include drowsiness, fatigue (tiredness), swelling of the feet, shortness of breath, weight gain, headache, and a decrease in your white blood cell count.

You may also experience dry or reduced or other kinds of ejaculation disorders. This condition may be harmless but can lead to temporary infertility during the medication usage.

Most side effects are mild. Discuss any unexpected effects you notice with your doctor.

**SERIOUS SIDE EFFECTS, HOW OFTEN THEY HAPPEN AND WHAT TO DO ABOUT THEM**

Extremely rarely, doxazosin mesylate and similar medications have caused painful erection of the penis, sustained for hours and unrelieved by sexual intercourse or masturbation. This condition is serious, and if untreated it can be followed by permanent inability to have an erection. If you have a prolonged abnormal erection, call your doctor, or go to an emergency room as soon as possible.

If you notice any of the following potentially serious side effects, please stop taking DOXAZOSIN and contact your doctor immediately:

<b>SERIOUS SIDE EFFECTS, HOW OFTEN THEY HAPPEN AND WHAT TO DO ABOUT THEM</b>			
Symptom / effect	Talk with your doctor or pharmacist		Stop taking drug and seek medical assistance immediately
	Only if severe	In all cases	
Dizziness		√	
Faint		√	
lightheaded		√	
Painful erection/ sustained erection for hours			√
Chest pain			√
Rapid, pounding, or irregular heartbeat			√
Allergic Reaction: Rash, hives, swelling of the face, lips, tongue or throat, difficulty swallowing or breathing.			√

*This is not a complete list of side effects. For any unexpected effects while taking DOXAZOSIN, contact your doctor or pharmacist.*

**HOW TO STORE IT**

Store between 15°C and 30°C.

Keep out of sight and reach of children.

### **REPORTING SUSPECTED SIDE EFFECTS**

You can report any suspected adverse reactions associated with the use of health products to the Canada Vigilance Program by one of the following 3 ways:

- Report online at [www.healthcanada.gc.ca/medeffect](http://www.healthcanada.gc.ca/medeffect)
- Call toll-free at 1-866-234-2345
- Complete a Canada Vigilance Reporting Form and:
  - Fax toll-free to 1-866-678-6789, or
  - Mail to: Canada Vigilance Program  
Health Canada  
Postal Locator 0701E  
Ottawa, Ontario  
K1A 0K9

Postage paid labels, Canada Vigilance Reporting Form and the adverse reaction reporting guidelines are available on the MedEffect<sup>TM</sup> Canada Web site at [www.healthcanada.gc.ca/medeffect](http://www.healthcanada.gc.ca/medeffect).

*NOTE: Should you require information related to the management of side effects, contact your health professional. The Canada Vigilance Program does not provide medical advice.*

### **MORE INFORMATION**

This document plus the full product monograph, prepared for health professionals, can be obtained by contacting Pro Doc Ltée at 1-800-361-8559, [www.prodoc.qc.ca](http://www.prodoc.qc.ca) or [info@prodoc.qc.ca](mailto:info@prodoc.qc.ca).

This leaflet was prepared by  
Pro Doc Ltée, Laval, Québec, H7L 3W9

Last revised: October 6, 2014