

PRODUCT MONOGRAPH  
INCLUDING PATIENT MEDICATION INFORMATION

**PrTALTZ™**

ixekizumab

Solution for Injection  
80 mg / 1.0 mL

Immunomodulator

Eli Lilly Canada Inc.  
3650 Danforth Avenue  
Toronto, Ontario

M1N 2E8  
1-888-545-5972  
[www.lilly.ca](http://www.lilly.ca)

**Submission Control No: 204690**

**Approval Date: March 29, 2018**

TALTZ is a trademark owned or licensed to Eli Lilly and Company, its subsidiaries or affiliates.

## Table of Contents

<b>PART I: HEALTH PROFESSIONAL INFORMATION</b> .....	<b>3</b>
SUMMARY PRODUCT INFORMATION .....	3
DESCRIPTION.....	3
INDICATIONS AND CLINICAL USE.....	3
CONTRAINDICATIONS .....	4
WARNINGS AND PRECAUTIONS.....	4
ADVERSE REACTIONS.....	6
DRUG INTERACTIONS .....	11
DOSAGE AND ADMINISTRATION .....	12
OVERDOSAGE .....	14
ACTION AND CLINICAL PHARMACOLOGY .....	14
STORAGE AND STABILITY.....	15
SPECIAL HANDLING INSTRUCTIONS .....	16
DOSAGE FORMS, COMPOSITION AND PACKAGING .....	16
<b>PART II: SCIENTIFIC INFORMATION</b> .....	<b>17</b>
PHARMACEUTICAL INFORMATION.....	17
CLINICAL TRIALS .....	17
TOXICOLOGY .....	30
REFERENCES .....	31
<b>PART III: PATIENT MEDICATION INFORMATION</b> .....	<b>32</b>
<b>INSTRUCTIONS FOR USE – PREFILLED AUTOINJECTOR</b> .....	<b>38</b>
<b>INSTRUCTIONS FOR USE – PREFILLED SYRINGE</b> .....	<b>47</b>

# PrTALTZ™

ixekizumab

Solution for Injection  
80 mg / 1.0 mL

Immunomodulator

## PART I: HEALTH PROFESSIONAL INFORMATION

### SUMMARY PRODUCT INFORMATION

Route of Administration	Dosage Form / Strength	Clinically Relevant Nonmedicinal Ingredients
Subcutaneous Injection (S.C.)	Sterile solution for injection / 80 mg/1 mL (prefilled auto injector or prefilled syringe)	None <i>For a complete listing see DOSAGE FORMS, COMPOSITION and PACKAGING section.</i>

### DESCRIPTION

TALTZ™ (ixekizumab) is a humanized immunoglobulin G subclass 4 (IgG4) monoclonal antibody (mAb) comprised of two identical light chain polypeptides of 219 amino acids each with two identical heavy chain polypeptides of 445 amino acids each, and has a molecular weight of 146,158 Daltons for the protein backbone of the molecule. Ixekizumab selectively binds and neutralizes the proinflammatory cytokine interleukin-17A (IL-17A). Ixekizumab works by targeting IL-17A and inhibiting its interaction with the IL-17 receptor, which is expressed on various cell types including keratinocytes.

TALTZ, for subcutaneous use, is available as: 80 mg of ixekizumab in a 1 mL single-dose prefilled autoinjector or a single-dose prefilled syringe, manufactured to deliver 80 mg of ixekizumab. TALTZ prefilled autoinjector and prefilled syringe do not contain latex. See DOSAGE FORMS, COMPOSITION AND PACKAGING.

TALTZ is for single use and, therefore, contains no antimicrobial preservative.

### INDICATIONS AND CLINICAL USE

#### **Plaque Psoriasis**

TALTZ (ixekizumab) is indicated for the treatment of adult patients with moderate-to-severe plaque psoriasis who are candidates for systemic therapy or phototherapy.

### **Psoriatic Arthritis**

TALTZ is indicated for the treatment of adult patients with active psoriatic arthritis who have responded inadequately to, or are intolerant to one or more disease-modifying antirheumatic drugs (DMARD). TALTZ can be used alone or in combination with a conventional DMARD (cDMARD) (e.g., methotrexate).

### **CONTRAINDICATIONS**

TALTZ is contraindicated in patients with known serious hypersensitivity to ixekizumab or to any of the excipients. For a complete listing of excipients, see the Dosage Forms, Composition and Packaging section of the product monograph. See WARNINGS AND PRECAUTIONS, Hypersensitivity.

### **WARNINGS AND PRECAUTIONS**

#### **General** **Infections**

TALTZ has a potential to increase the risk of infection. In clinical trials, infections have been observed in TALTZ-treated patients. Most of the reactions were mild or moderate in severity and did not lead to early discontinuation. See ADVERSE REACTIONS.

TALTZ should be used with caution in patients with clinically important chronic or active infection.

Patients should be instructed to seek medical advice if signs or symptoms suggestive of an infection occur. If a patient develops a serious infection or is not responding to standard therapy, the patient should be closely monitored and TALTZ should not be administered until the infection resolves.

TALTZ should not be given to patients with active tuberculosis (TB). Prior to initiating treatment with TALTZ, patients should be evaluated for TB infection. Treatment of latent TB infection should be initiated prior to administering TALTZ. Anti-tuberculosis therapy should also be considered prior to initiation of TALTZ in patients with past history of latent or active TB in whom an adequate course of treatment cannot be confirmed. Patients receiving TALTZ should be monitored closely for signs and symptoms of active TB during and after treatment.

#### **Hypersensitivity**

Serious hypersensitivity reactions, including anaphylaxis, angioedema and urticaria, have been reported in TALTZ-treated patients. See ADVERSE REACTIONS. If a serious hypersensitivity reaction occurs, administration of TALTZ should be discontinued immediately and appropriate therapy initiated.

## **Gastrointestinal**

### **Inflammatory Bowel Disease**

Caution should be exercised when prescribing TALTZ to patients with inflammatory bowel disease, including Crohn's disease and ulcerative colitis, as new cases or exacerbations were observed in TALTZ-treated patients during clinical trials. Patients who are treated with TALTZ and have inflammatory bowel disease should be monitored.

## **Immune**

### **Vaccination**

Prior to initiating therapy with TALTZ, consider completion of all age appropriate immunizations according to current immunization guidelines. Patients treated with TALTZ should not receive live vaccines. See DRUG INTERACTIONS. No data are available on the response to live vaccines.

## **Special Populations**

### **Pregnant Women:**

No clinical studies have been conducted with TALTZ in pregnant women to establish the safety of TALTZ during pregnancy. Studies in cynomolgus monkeys showed that ixekizumab crosses the placental barrier. No effects on embryo-fetal development were observed in fetuses from pregnant monkeys administered ixekizumab by subcutaneous injection during organogenesis to near parturition up to 19 times the maximum human recommended dose (MRHD). Neonatal deaths occurred in the offspring of pregnant monkeys administered weekly subcutaneous injections of ixekizumab from the beginning of organogenesis until parturition at 1.9 times the MRHD. Animal studies are not always predictive of human response, therefore the clinical significance of these findings is not known. See Part II: TOXICOLOGY.

### **Nursing Women:**

There is no information regarding the presence of TALTZ in human breast milk, the effects on the breastfed infant, or the effects on milk production. Because many drugs and immunoglobulins are excreted in human milk, caution should be exercised when TALTZ is administered to a nursing woman.

### **Fertility:**

No data are available on the effect of TALTZ on human fertility. Animal studies did not show any effects on fertility endpoints. See Part II: TOXICOLOGY.

### **Pediatrics (<18 years of age):**

Safety and effectiveness of TALTZ in pediatric patients (<18 years of age) have not been evaluated.

**Geriatrics (≥65 years of age):**

Of the 4204 plaque psoriasis patients exposed to TALTZ in clinical trials, a total of 301 were 65 years or older, and 36 patients were 75 years or older. Of the 454 psoriatic arthritis patients exposed to TALTZ during the 24-week placebo-controlled period of the 2 pivotal clinical trials, a total of 69 were 65 years or older, and 6 patients were 75 years or older. Although no differences in safety or efficacy were observed between older and younger patients, the number of patients aged 65 and over is not sufficient to determine whether they respond differently from younger patients. See ACTION AND CLINICAL PHARMACOLOGY, *Special Populations and Conditions*, Geriatrics.

**ADVERSE REACTIONS****Adverse Drug Reaction Overview**

The most frequently reported adverse drug reactions were injection site reactions and upper respiratory tract infections (most frequently nasopharyngitis). Most of the reactions were mild or moderate in severity and did not lead to discontinuation.

In the placebo-controlled period of the phase 3 studies, the proportion of patients who discontinued treatment due to adverse events was 2% in TALTZ-treated patients and 1.1% in placebo-treated patients in plaque psoriasis studies, and 4.2% in the TALTZ-treated patients and 3.6% in the placebo-treated patients in psoriatic arthritis studies.

**Clinical Trial Adverse Drug Reactions**

*Because clinical trials are conducted under very specific conditions the adverse reaction rates observed in the clinical trials may not reflect the rates observed in practice and should not be compared to the rates in the clinical trials of another drug. Adverse drug reaction information from clinical trials is useful for identifying drug-related adverse events and for approximating rates.*

**Adverse Drug Reactions in Plaque Psoriasis Trials**

A total of 4204 plaque psoriasis patients were treated with TALTZ in blinded and open-label clinical trials. Of these, 2190 patients were exposed for at least 1 year.

Three randomized, double-blind, placebo-controlled phase 3 trials (UNCOVER-1, UNCOVER-2, and UNCOVER-3) in plaque psoriasis patients were integrated to evaluate the safety of TALTZ in comparison to placebo up to 12 weeks. In two of the trials (UNCOVER-2 and UNCOVER-3), the safety of TALTZ included a comparison to an active comparator, etanercept, up to 12 weeks. In total, 3858 patients were evaluated (1167 to TALTZ 80 mg Q2W group, 1161 to TALTZ 80 mg Q4W group, 739 to etanercept 50 mg twice weekly group, and 791 to placebo group). See CLINICAL TRIALS.

Table 1 summarizes the adverse drug reactions that occurred at a frequency of ≥1% in patients treated with TALTZ during the placebo-controlled 12-week period of UNCOVER-1, UNCOVER-2, and UNCOVER-3.

**Table 1: Adverse Drug Reactions Reported by Greater Than or Equal to 1% of Patients with Plaque Psoriasis Through Week 12 in the 3 UNCOVER Trials**

Adverse Drug Reactions	TALTZ		PLACEBO	Etanercept <sup>a</sup>
	80 mg Q2W (N = 1167) n (%)	80 mg Q4W (N = 1161) n (%)	(N = 791) n (%)	(N = 739) n (%)
<b>General disorders and administration site conditions</b>				
Injection site reactions	196 (16.8%)	150 (12.9%)	26 (3.3%)	121 (16.4%)
<b>Infections and Infestations</b>				
Upper respiratory tract infection <sup>b</sup>	163 (14.0%)	155 (13.4%)	101 (12.8%)	92 (12.4%)
Tinea infections	17 (1.5%)	10 (0.9%)	1 (0.1%)	1 (0.1%)
<b>Gastrointestinal disorders</b>				
Nausea	23 (2.0%)	15 (1.3%)	5 (0.6%)	3 (0.4%)
<b>Respiratory, thoracic and mediastinal disorders</b>				
Oropharyngeal pain	16 (1.4%)	20 (1.7%)	4 (0.5%)	7 (0.9%)

<sup>a</sup> Etanercept data from UNCOVER-2 and UNCOVER-3 studies only

<sup>b</sup> Upper respiratory tract infection includes: nasopharyngitis and upper respiratory tract infection.

### Adverse Drug Reactions in Psoriatic Arthritis Trials

A total of 1118 psoriatic arthritis patients were treated with TALTZ in blinded and open-label clinical trials. Of these, 365 patients were exposed for at least 1 year.

Two randomized, double-blind, placebo-controlled phase 3 trials (SPIRIT-P1 and SPIRIT-P2) in psoriatic arthritis patients were integrated to evaluate the safety of TALTZ in comparison to placebo up to 24 weeks. A total of 678 patients were studied (225 to TALTZ 80 mg Q2W, 229 to TALTZ 80 mg Q4W and 224 to placebo). See CLINICAL TRIALS.

During the 24-week placebo-controlled period of these trials, the proportion of patients with adverse events was higher in the TALTZ Q4W group compared to the placebo group (67% and 57%, respectively). The safety profile observed in patients with psoriatic arthritis treated with TALTZ Q4W is consistent with the safety profile in patients with plaque psoriasis with the exception of the frequencies of influenza (1.3%) and conjunctivitis (1.3%).

Table 2 summarizes the adverse drug reactions that occurred at a frequency of  $\geq 1\%$  in patients treated with TALTZ during the 24-week placebo-controlled period of the SPIRIT-P1 and SPIRIT-P2 trials.

**Table 2: Adverse Drug Reactions Reported by Greater Than or Equal to 1% of Patients with Psoriatic Arthritis Through Week 24 in the 2 SPIRIT Trials**

Adverse Drug Reactions	TALTZ		PLACEBO
	80 mg Q4W (N = 229) n (%)	80 mg Q2W (N = 225) n (%)	(N = 224) n (%)
<b>General disorders and administration site conditions</b>			
Injection site reactions <sup>a</sup>	40 (17.5%)	57 (25.3%)	10 (4.5%)
<b>Infections and Infestations</b>			
Upper respiratory tract infection <sup>b</sup>	33 (14.4%)	23 (10.2%)	25 (11.2%)
Conjunctivitis	3 (1.3%)	3 (1.3%)	0
Influenza	3 (1.3%)	1 (0.4%)	1 (0.4%)
Oral candidiasis	1 (0.4%)	4 (1.8%)	0
Rhinitis	1 (0.4%)	4 (1.8%)	0
<b>Gastrointestinal disorders</b>			
Nausea	1 (0.4%)	5 (2.2%)	3 (1.3%)
<b>Respiratory, thoracic and mediastinal disorders</b>			
Oropharyngeal pain	7 (3.1%)	2 (0.9%)	1 (0.4%)

<sup>a</sup> Injection site reactions includes: injection site reaction, injection site erythema, injection site hypersensitivity, injection site pruritis, injection site swelling, injection site pain, injection site rash, injection site haematoma, injection site bruising, injection site induration, injection site urticaria, injection site discolouration, injection site inflammation, injection site papule, and injection site haemorrhage.

<sup>b</sup> Upper respiratory tract infection includes: nasopharyngitis, upper respiratory tract infection, and viral respiratory tract infection.

### Injection Site Reactions

The most frequent injection site reactions observed in psoriasis patients were injection site erythema and injection site pain.

In psoriatic arthritis patients, the most frequent injection site reactions observed were injection site erythema, injection site hypersensitivity and injection site pruritus. Injection site reactions were predominantly mild-to-moderate in severity and rarely led to discontinuation of TALTZ.

### Infections

In the placebo-controlled period of the phase 3 clinical trials in plaque psoriasis (a total of 2328 patients treated with TALTZ and 791 patients treated with placebo up to 12 weeks), infections were reported in 27.2% of patients treated with TALTZ (Q2W and Q4W) compared with 22.9% of patients treated with placebo. Most of these were mild or moderate. Serious infections occurred in 0.4% and 0.7% of patients treated with TALTZ (Q2W and Q4W), respectively, and in 0.4% of patients treated with placebo. See WARNINGS AND PRECAUTIONS.

During the maintenance treatment period, the exposure-adjusted incidence rate of infections was 0.71 per patient year (56.0%) in patients treated with TALTZ with the recommended dosing



regimen (Q4W), compared with 0.78 per patient year (35.6%) in patients treated with placebo. The exposure-adjusted incidence rate of serious infections was 0.02 per patient year (1.4%) in patients treated with TALTZ (Q4W) and 0.02 per patient year (0.7%) in patients treated with placebo.

Over the entire treatment period (a total of 4204 plaque psoriasis patients treated with TALTZ for up to 60 weeks for the majority of patients), the exposure-adjusted incidence rate of infections was 0.47 per patient year (52.8%) in patients treated with TALTZ. The exposure-adjusted incidence rate of serious infections was 0.02 per patient year (1.6%) in patients treated with TALTZ.

In the placebo-controlled period of the psoriatic arthritis clinical trials, infections were reported in 32.8% of patients treated with TALTZ (Q2W and Q4W) compared with 27.7% of patients treated with placebo. Most of these were mild or moderate. Patients treated with TALTZ reported serious infections (1.3%) and opportunistic infections (3.3%) more commonly than patients treated with placebo (0% serious and 0.4% opportunistic infections). In patients treated with TALTZ, 9.3% had multiple or recurrent infections compared to 4.9% in placebo-treated patients. No increase in risk of infections has been observed with increasing duration of exposure to TALTZ. See WARNINGS AND PRECAUTIONS.

#### **Laboratory Assessment of Cytopenia**

Neutropenia was observed in clinical trials. In general, neutropenia was transient and did not require discontinuation of TALTZ and was not associated with an increased frequency of infections.

In the placebo-controlled and active-controlled period of the clinical trials in patients with plaque psoriasis (UNCOVER-2 and UNCOVER-3), neutropenia  $\geq$ Grade 3 ( $<1,000$  cells/mm<sup>3</sup>) was observed in 0.3% of patients receiving TALTZ Q2W, compared to 0.5% of patients treated with etanercept and 0.3% of patients treated with placebo. The remaining cases of neutropenia were low grade, either Grade 2 (2.6% for TALTZ Q2W vs 3.3% for etanercept; 0.3% for placebo;  $\geq 1,000$  to  $<1,500$  cells/mm<sup>3</sup>) or Grade 1 (7.0% for TALTZ Q2W vs 9.9% for etanercept; 3.4% for placebo;  $\geq 1,500$  cells/mm<sup>3</sup> up to normal).

In the placebo-controlled and active-controlled period of the plaque psoriasis clinical trials (UNCOVER-2 and UNCOVER-3), thrombocytopenia (Grade 1) was reported in 3.0% of patients treated with TALTZ Q2W compared to 4.5% of patients treated with etanercept and 1.7% of patients treated with placebo.

The cytopenia profile in psoriatic arthritis clinical studies was similar to that observed in the psoriasis studies. Compared to placebo-treated patients, more patients treated with ixekizumab had a decrease in neutrophil counts. Most of the TALTZ-treated patients with decreased neutrophil counts had treatment-emergent decreases to Grade 1 or 2 and deviations from normal were usually transient.

### **Active Comparator Studies**

In the 2 psoriasis clinical studies that included an active comparator (UNCOVER-2 and UNCOVER-3), the frequency of serious adverse events was 1.9% for both etanercept and for TALTZ, and the frequency of discontinuation due to adverse events was 1.2% for etanercept and 2.0% for TALTZ. The frequency of infections was 21.5% for etanercept and 26.0% for TALTZ, with the majority of the events mild to moderate in severity. The frequency of serious infections was 0.4% for etanercept and 0.5% for TALTZ.

### **Immunogenicity**

As with all therapeutic proteins there is a potential for immunogenicity with TALTZ.

#### Plaque psoriasis

By week 12, approximately 9% of patients treated with TALTZ at the recommended dosing regimen developed anti-drug antibodies.

Approximately 22% of patients treated with TALTZ at the recommended dosing regimen developed antibodies to ixekizumab during the 60-week treatment period. The clinical effects of antibodies to ixekizumab are dependent on the antibody titer; higher antibody titers were associated with decreasing drug concentration and clinical response.

Of the patients who developed anti-drug antibodies to ixekizumab during the 60-week treatment period, approximately 9%, which equates to 2% of subjects treated with TALTZ at the recommended dosing regimen, had antibodies that were classified as neutralizing. Neutralizing antibodies were associated with low drug concentrations and reduced clinical response. An association between immunogenicity and treatment emergent adverse events has not been established.

#### Psoriatic arthritis

In patients treated with TALTZ 80 mg every 4 weeks for up to 52 weeks (SPIRIT-P1), 11% (n=12) developed anti-drug antibodies. Of the 12 patients who developed anti-drug antibodies, 8 had confirmed neutralizing antibodies. An association between immunogenicity and efficacy has not been established.

In both psoriasis and psoriatic arthritis populations, the percentages of patients that had allergic reactions/hypersensitivity adverse events were similar between patients with and without antibodies to ixekizumab. An association between injection site reactions and the presence of antibodies to ixekizumab has not been established.

The detection of antibody formation is highly dependent on the sensitivity and specificity of the assay. Additionally, the observed incidence of antibody (including neutralizing antibody) positivity in an assay may be influenced by several factors including assay methodology, sample handling, timing of sample collection, concomitant medications, and underlying disease. For these reasons, comparison of incidence of antibodies to TALTZ across indications or with the incidences of antibodies to other products may be misleading.

## **Allergic reactions/hypersensitivity**

### Plaque psoriasis

In the placebo-controlled period of the UNCOVER-1, UNCOVER-2 and UNCOVER-3 clinical trials through Week 12, 3.7% of patients treated with TALTZ reported one or more allergic reaction or hypersensitivity events compared with 2.1% of patients treated with placebo. Serious reactions and events identified as potentially anaphylactic occurred in 0.2% and 0.3% of patients treated with TALTZ, respectively and in 0.1% and 0.3% of patients treated with placebo, respectively.

### Psoriatic arthritis

In the placebo-controlled period of the SPIRIT-P1 and SPIRIT-P2 clinical trials through Week 24, patients treated with TALTZ had a higher incidence of non-anaphylactic allergic or hypersensitivity reactions (5.3%) compared to those treated with placebo (1.8%). Serious reactions were rare but have occurred after TALTZ administration.

## **Less Common Clinical Trial Adverse Drug Reactions (<1%)**

### Plaque psoriasis

Adverse reactions that occurred at a frequency less than 1% in the placebo-controlled period of UNCOVER-1, UNCOVER-2, and UNCOVER-3 through Week 12 included: influenza, rhinitis, conjunctivitis, urticaria and oral candidiasis.

### Psoriatic arthritis

Adverse reactions that occurred at a frequency less than 1% in the placebo-controlled period of SPIRIT-P1 and SPIRIT-P2 through Week 24 included: tinea infection and urticaria.

## **Post-Market Adverse Drug Reactions**

The following undesirable effect (adverse drug reaction) is based on postmarketing spontaneous reports. Because these reactions are reported voluntarily from a population of uncertain size, it is not possible to reliably estimate their frequency.

### *Immune system disorders*

Anaphylaxis

## **DRUG INTERACTIONS**

### **Drug-Drug Interactions**

Interactions with other drugs have not been established. The safety of TALTZ in combination with other immunomodulatory agents or phototherapy has not been evaluated.

The pharmacokinetics of ixekizumab were not significantly different with concomitant administration of methotrexate in patients with psoriatic arthritis.

Live vaccinations should not be given concurrently with TALTZ. See WARNINGS AND PRECAUTIONS.

Healthy individuals who received ixekizumab had similar antibody responses 1 month after vaccination with tetanus and pneumococcal vaccines compared to individuals who did not receive ixekizumab. The safety and clinical effectiveness of vaccines have not been assessed in patients undergoing treatment with ixekizumab.

A role for IL-17A in the regulation of cytochrome P450 (CYP450) enzymes has not been reported. The formation of CYP450 enzymes can be altered by increased levels of certain cytokines (e.g., IL-1, IL-6, IL-10, TNF- $\alpha$ , IFN) during chronic inflammation. Thus, TALTZ, an antagonist of IL-17A, could normalize the formation of CYP450 enzymes. Upon initiation or discontinuation of TALTZ in patients who are receiving concomitant CYP450 substrates, particularly those with a narrow therapeutic index, consider monitoring for therapeutic effect (e.g., for warfarin) or drug concentration (e.g., for cyclosporine) and consider dosage modification of the CYP450 substrate.

### **Drug-Food Interactions**

Interactions with food have not been established.

### **Drug-Herb Interactions**

Interactions with herbal products have not been established.

### **Drug-Laboratory Interactions**

Interactions with laboratory tests have not been established.

## **DOSAGE AND ADMINISTRATION**

### **Dosing Considerations**

TALTZ is intended for use under the guidance and supervision of a health care professional. Patients may self-inject after training in subcutaneous injection technique using the prefilled autoinjector or prefilled syringe.

### **Recommended Dose and Dosage Adjustment**

#### **Plaque psoriasis**

The recommended dose is 160 mg by subcutaneous injection (two 80 mg injections) at Week 0, followed by 80 mg (one injection) at Weeks 2, 4, 6, 8, 10, and 12, then 80 mg (one injection) every 4 weeks.

**Psoriatic arthritis**

The recommended dose is 160 mg by subcutaneous injection (two 80 mg injections) at Week 0, followed by 80 mg every 4 weeks. For psoriatic arthritis patients with coexistent moderate-to-severe plaque psoriasis, use the dosing regimen for plaque psoriasis (see DOSAGE AND ADMINISTRATION, Plaque psoriasis). For psoriatic arthritis patients with coexistent mild plaque psoriasis, use the dosing regimen for psoriatic arthritis: 160 mg at Week 0, followed by 80 mg every 4 weeks (see Part II, CLINICAL TRIALS, Psoriatic arthritis).

**Renal impairment/Hepatic impairment**

TALTZ has not been studied specifically in these patient populations.

**Pediatric patients**

Safety and effectiveness of TALTZ in pediatric patients (<18 years of age) have not been evaluated.

**Geriatric patients**

Of the 4204 plaque psoriasis patients exposed to TALTZ in clinical trials, a total of 301 were 65 years or older, and 36 patients were 75 years or older. Of the 454 patients with psoriatic arthritis exposed to TALTZ during the 24-week placebo-controlled period of the 2 pivotal clinical trials, a total of 69 were 65 years or older, and 6 patients were 75 years or older. Although no differences in safety or efficacy were observed between older and younger patients, the number of patients aged 65 and over is not sufficient to determine whether they respond differently from younger patients.

**Missed Dose**

Patients who miss a dose of TALTZ should be advised to inject this missed dose as soon as they become aware of it, and then follow with their next scheduled dose.

**Administration**

There are two presentations for TALTZ (prefilled autoinjector and prefilled syringe). See the TALTZ Instructions for Use for each presentation for more detailed instructions on the preparation and administration of TALTZ.

**Preparation for Use of TALTZ Prefilled Autoinjector and Prefilled Syringe**

Before injection, remove TALTZ prefilled autoinjector or TALTZ prefilled syringe from the refrigerator and allow TALTZ to reach room temperature (30 minutes) without removing the needle cap.

Inspect TALTZ visually for particulate matter and discoloration prior to administration. The TALTZ solution is clear and colourless to slightly yellow. Do not use if the liquid contains visible particles, is discoloured or cloudy. TALTZ does not contain preservatives therefore discard any unused product remaining in the prefilled autoinjector or prefilled syringe after injection.

TALTZ is for subcutaneous administration. Administer each injection at a different anatomic

location (such as upper arms, thighs or any quadrant of abdomen) than the previous injection, and not into areas where the skin is tender, bruised, erythematous, indurated or affected by psoriasis. Administration of TALTZ in the upper, outer arm may be performed by a caregiver or healthcare provider.

Instruct patients using the prefilled autoinjector or prefilled syringe to inject the full amount (1 mL), which provides 80 mg of TALTZ, according to the directions provided in the Instructions for Use.

## **OVERDOSAGE**

Doses up to 180 mg have been administered subcutaneously in clinical trials without dose-limiting toxicity. Overdoses up to 240 mg, subcutaneously, have been reported without any serious adverse events. In the event of overdose, it is recommended that the patient be monitored for any signs or symptoms of adverse reactions and appropriate symptomatic treatment be instituted immediately.

For management of a suspected drug overdose, contact your regional Poison Control Centre.

## **ACTION AND CLINICAL PHARMACOLOGY**

### **Mechanism of Action**

Ixekizumab is an IgG4 monoclonal antibody that has a binding affinity of <3 pM to interleukin 17A (IL-17A), a naturally occurring proinflammatory cytokine. Elevated levels of IL-17A have been implicated in the pathogenesis of a variety of autoimmune diseases. Ixekizumab inhibits the release of proinflammatory cytokines and chemokines.

### **Pharmacodynamics**

No formal pharmacodynamic studies have been conducted with TALTZ.

### **Pharmacokinetics**

The pharmacokinetic properties of ixekizumab observed in patients with psoriatic arthritis were not significantly different from the pharmacokinetic properties displayed in patients with plaque psoriasis.

### **Absorption:**

Following a single subcutaneous dose of 160 mg ixekizumab in patients with plaque psoriasis, the mean peak concentration ( $C_{max}$ ) of  $16.2 \pm 6.57$  µg/mL was achieved within approximately 5 days.

After the 160 mg starting dose and the 80 mg Q2W dosing regimen, steady state was achieved by Week 5 (range 2 – 10 weeks). The mean ( $\pm$ SD) steady-state maximum concentration ( $C_{max,ss}$ ) and trough concentration ( $C_{trough,ss}$ ) estimates were  $15.6 \pm 6.23$  µg/mL, and  $9.74 \pm 4.81$  µg/mL, respectively.

After switching from the 80 mg Q2W dosing regimen to the 80 mg Q4W dosing regimen at Week 12, steady state was achieved by approximately 12 weeks. The mean ( $\pm$ SD)  $C_{\max,ss}$  and  $C_{\text{trough},ss}$  estimates were  $10.5 \pm 4.16 \mu\text{g/mL}$ , and  $3.63 \pm 2.33 \mu\text{g/mL}$ , respectively. The average subcutaneous bioavailability of ixekizumab was estimated in the range of 60% to 81% by population pharmacokinetic analysis in subjects with plaque psoriasis. Administration of ixekizumab via injection in the thigh achieved a higher bioavailability relative to that achieved using other injection sites including the arm and abdomen.

**Distribution:**

From population pharmacokinetic analyses, the mean total volume of distribution at steady-state was 7.11 L in patients with plaque psoriasis.

**Metabolism:**

The metabolic pathway of ixekizumab has not been characterized. Ixekizumab is a monoclonal antibody and is expected to be degraded into small peptides and amino acids via catabolic pathways in the same manner as endogenous IgGs.

**Excretion:**

In a population pharmacokinetic analysis, mean serum clearance was 0.0161 L/hr (0.39L/day). The estimated mean elimination half-life is 13 days in plaque psoriasis patients. Ixekizumab clearance and volume of distribution increase as body weight increases.

**Dose Linearity:**

Ixekizumab exhibited dose-proportional pharmacokinetics in plaque psoriasis patients over a dose range of 5 to 160 mg following subcutaneous administration.

**Special Populations and Conditions****Pediatrics (<18 years of age):**

Safety and effectiveness of TALTZ in pediatric patients (<18 years of age) have not yet been evaluated.

**Geriatrics ( $\geq 65$  years of age):**

Of the 4204 plaque psoriasis patients exposed to TALTZ in clinical trials, a total of 301 were 65 years or older, and 36 patients were 75 years or older. Based on population pharmacokinetic analysis, the clearance of ixekizumab in elderly patients was similar to patients less than 65 years of age.

**Hepatic or Renal Insufficiency:**

Specific clinical pharmacology studies to evaluate the effects of hepatic or renal impairment on the pharmacokinetic of ixekizumab have not been conducted.

**STORAGE AND STABILITY**

TALTZ is sterile and preservative-free. Discard any unused portion after injection.

TALTZ must be protected from light until use. Store refrigerated at 2°C to 8°C (36°F to 46°F). Do not freeze. Do not use TALTZ if it has been frozen. Do not shake.

Keep in safe place out of the reach and sight of children.

## **SPECIAL HANDLING INSTRUCTIONS**

Discard the TALTZ single-dose prefilled autoinjector or syringe after use in a puncture-resistant container. Patients or caregivers should be instructed in the technique as well as proper syringe and needle disposal, and not to reuse these items.

## **DOSAGE FORMS, COMPOSITION AND PACKAGING**

TALTZ is supplied as:

- 80 mg single-dose prefilled autoinjector (pack sizes: carton of 1, 2 or 3)\*
- 80 mg single-dose prefilled syringe (pack sizes: carton of 1, 2 or 3)\*

\*Not all pack sizes and presentations may be marketed.

The TALTZ prefilled autoinjector and prefilled syringe each contain a 1 mL glass syringe with a fixed 27 gauge ½ inch needle and are manufactured to deliver 80 mg ixekizumab.

Each prefilled autoinjector or prefilled syringe is composed of ixekizumab (80 mg/mL) and the inactive ingredients, citric acid anhydrous, polysorbate 80, sodium chloride; sodium citrate dihydrate, and water for injection.

TALTZ is for single use and, therefore, contains no antimicrobial preservative.

TALTZ prefilled autoinjector and prefilled syringe do not contain latex.



## PART II: SCIENTIFIC INFORMATION

### PHARMACEUTICAL INFORMATION

#### Drug Substance

Proper name:	ixekizumab
Chemical name:	ixekizumab is a humanized IgG4 monoclonal antibody, anti-(human interleukin 17A)
Molecular mass:	146,158 Daltons
Physicochemical properties:	ixekizumab solution is clear and colourless to slightly yellow with a pH of 5.3 - 6.1

#### Product Characteristics

TALTZ is available in a single-dose prefilled autoinjector or a single-dose prefilled syringe to deliver 80 mg ixekizumab.

TALTZ is supplied as:

- 80 mg single-dose prefilled autoinjector (pack sizes: carton of 1, 2 or 3)\*
- 80 mg single-dose prefilled syringe (pack sizes: carton of 1, 2 or 3)\*

\*Not all pack sizes and presentations may be marketed.

The prefilled autoinjector and prefilled syringe each contain a 1 mL glass syringe and are manufactured to deliver 80 mg of ixekizumab.

### CLINICAL TRIALS

#### Plaque psoriasis

The safety and efficacy of TALTZ were assessed in three multicentre, randomized, double-blind, placebo-controlled studies (UNCOVER-1, UNCOVER-2, and UNCOVER-3) in a total of 3866 patients 18 years of age and older with plaque psoriasis who had a minimum body surface area involvement of 10%, a static Physician Global Assessment (sPGA) score of  $\geq 3$  and Psoriasis Area and Severity Index (PASI) score  $\geq 12$ , and who were candidates for phototherapy or systemic therapy. Patients with guttate, erythrodermic, or pustular psoriasis were excluded from the studies.

Each pivotal study evaluated short-term efficacy (up to 12 weeks, the “Induction Dosing Period”) of TALTZ versus placebo; 2 of the 3 studies (UNCOVER-2 and UNCOVER-3) included etanercept as an active comparator treatment. Studies UNCOVER-1 and UNCOVER-2 evaluated maintenance of efficacy for an additional 48 weeks after induction treatment (up to Week 60, the “Maintenance Dosing Period”) using a randomized withdrawal design for TALTZ-

treated patients who met response criteria (defined as static Physician Global Assessment [sPGA] (0,1) at Week 12). In the induction dosing period, subjects were randomized to either placebo or TALTZ (80 mg every two weeks [Q2W]) for 12 weeks, following a 160 mg starting dose, or etanercept 50 mg twice weekly for 12 weeks in studies UNCOVER-2 and UNCOVER-3.

In all three studies, the coprimary endpoints were the proportion of patients who achieved at least a 75% reduction in PASI score (PASI 75) from baseline to Week 12 and the proportion of patients with an sPGA (0,1) (clear or minimal) with at least a 2-point improvement from baseline. PASI is a composite score that takes into consideration both the percentage of body surface area affected and the nature and severity of psoriatic plaques (induration, erythema and scaling) within the affected regions. The sPGA is a 6 category scale ranging from 0 (clear) to 5 (very severe) that indicates the physician's overall assessment of psoriasis based on plaque thickness/induration, erythema, and scaling.

Other evaluated outcomes included the proportion of patients with an sPGA score of 0 (clear), a reduction of at least 90% in PASI (PASI 90), and a reduction of 100% in PASI (PASI 100).

Patient demographics, baseline characteristics, or disease severity were consistent across all 3 studies. The majority of patients were enrolled in North America (51.3%) and Europe (42.8%). Patients' baseline illness was moderate to severe as indicated by a mean baseline sPGA score of 3.6, a mean baseline PASI score of 20.2, and a mean baseline percentage of body surface area involvement (%BSA) of 27.3. Baseline sPGA score was severe or very severe in 51% of subjects in UNCOVER-1, 50% in UNCOVER-2, and 48% in UNCOVER-3.

Approximately 43.5% of patients had received phototherapy prior to enrollment; 49.3% had received prior conventional systemic therapy; 26.4% had received prior biologic therapy for the treatment of psoriasis. Of the patients who had received prior biologic therapy, 14.9% had received at least one anti-TNF- $\alpha$  agent, and 8.7% had received an anti-IL-12/IL-23 and 10.3% had an inadequate response to biologic therapy. A total of 23.4% of study patients had a history of psoriatic arthritis.

**Table 3: Summary of study design and patient demographics for UNCOVER-1, UNCOVER-2, and UNCOVER-3**

Study #	Trial design	Dosage, route of administration and duration	Study subjects (n = number)	Mean age (Range)	Gender
UNCOVER-1 (RHAZ)	multicentre, randomized, double-blind, placebo-controlled	<u>Induction (Week 0 to Week 12):</u> 160 mg starting dose, then 80 mg Q2W (n = 433); 160 mg starting dose, then 80 mg Q4W (n = 432); Placebo (n = 431)	N = 1296	45.7 (18 - 88)	M = 883 (68.1%) F = 413 (31.9%)
		<u>Maintenance (Week 12 to Week 60):</u> 80 mg Q4W (n = 229); 80 mg Q12W (n = 227); Placebo (n = 226)	682	44.8 (18-88)	M = 460 (67.4%) F = 222 (32.6%)
UNCOVER-2 (RHBA)	multicentre, randomized, double-blind, placebo-controlled, active-comparator	<u>Induction (Week 0 to Week 12):</u> 160 mg starting dose, then 80 mg Q2W (n = 351); 160 mg starting dose, then 80 mg Q4W (n = 347); Placebo (n = 168); Etanercept (n = 358)	1224	45.0 (18 - 84)	M = 821 (67.1%) F = 403 (32.9%)
		<u>Maintenance (Week 12 to Week 60):</u> 80 mg Q4W (n = 187); 80 mg Q12W (n = 181); Placebo (n = 176)	544	44.0 (18 - 84)	M = 361 (66.4%) F = 183 (33.6%)
UNCOVER-3 (RHBC)	multicentre, randomized, double-blind, placebo-controlled, active-comparator	<u>Induction (Week 0 to Week 12):</u> 160 mg starting dose, then 80 mg Q2W (n = 385); 160 mg starting dose, then 80 mg Q4W; (n = 386 ) Placebo (n = 193); Etanercept (n = 382)	1346	45.8 (17 - 88)	M = 918 (68.2%) F = 428 (31.8%)

Abbreviations: Q2W = every 2 weeks; Q4W = every 4 weeks; Q12W = every 12 weeks

## Study Results

### Clinical Response at 12 Weeks

The results for UNCOVER-1, UNCOVER-2 and UNCOVER-3 are presented in Tables 4, 5, and 6, respectively. In addition, see Figure 1 for PASI 75 response rates.

**Table 4: Efficacy Results at Week 12 (NRI)<sup>a</sup> in UNCOVER-1**

	Placebo N = 431	TALTZ	
		80 mg Q2W N = 433	80 mg Q4W N = 432
<b>sPGA of “0” (clear) or “1” (minimal)<sup>c</sup>, n (%)</b>	14 (3.2%)	354 (81.8%)	330 (76.4%)
Difference from Placebo (97.5% CI)	--	78.5% (73.9%, 83.1%) <sup>b</sup>	73.1% (68.2, 78.1) <sup>b</sup>
<b>PASI 75<sup>c</sup>, n (%)</b>	17 (3.9%)	386 (89.1%)	357 (82.6%)
Difference from Placebo (97.5% CI)	--	85.2% (81.2%, 89.2%) <sup>b</sup>	78.7% (74.1%, 83.3%) <sup>b</sup>
<b>sPGA of “0” (clear), n (%)</b>	0	160 (37.0%)	149 (34.5%)
Difference from Placebo (97.5% CI)	--	37.0% (31.7%, 42.2%) <sup>b</sup>	34.5% (29.4%, 39.6%) <sup>b</sup>
<b>PASI 90, n (%)</b>	2 (0.5%)	307 (70.9%)	279 (64.6%)
Difference from Placebo (97.5% CI)	--	70.4% (65.5%, 75.4%) <sup>b</sup>	64.1% (58.9%, 69.3%) <sup>b</sup>
<b>PASI 100, n (%)</b>	0	153 (35.3%)	145 (33.6%)
Difference from Placebo (97.5% CI)	--	35.3% (30.2%, 40.5%) <sup>b</sup>	33.6 (28.5%, 38.7%) <sup>b</sup>

Abbreviations: N = number of patients in the intent-to-treat population; NRI = Non-Responder Imputation

a patients with missing data were counted as non-responders

b p-value <0.001 compared with placebo

p-value is based on a logistic regression analysis with treatment, geographic region, previous non-biologic systemic therapy, and baseline weight category included as factors (where placebo response rate is zero, p-value is based on Fisher’s exact test)

p-value is adjusted for multiplicity of testing based on pre-defined hierarchy.

Confidence interval corresponds to an alpha level of 0.025

c co-primary objectives

**Table 5: Efficacy Results at Week 12 (NRI)<sup>a</sup> in UNCOVER-2**

	Placebo (N = 168)	TALTZ		Etanercept (N = 358)
		80 mg Q2W (N = 351)	80 mg Q4W (N = 347)	
<b>sPGA of “0” clear) or “1” (minimal)<sup>d</sup>, n (%)</b>	4 (2.4%)	292 (83.2%)	253 (72.9%)	129 (36.0%)
Difference from Placebo (97.5% CI)	--	80.8% (75.6%, 86.0%) <sup>b</sup>	70.5% (64.6%, 76.5%) <sup>b</sup>	--
Difference from Etanercept (97.5% CI)	--	47.2 (39.9%, 54.4%) <sup>b,c</sup>	36.9% (29.1%, 44.7%) <sup>b,c</sup>	--
<b>PASI 75<sup>d</sup>, n (%)</b>	4 (2.4%)	315 (89.7%)	269 (77.5%)	149 (41.6%)
Difference from Placebo (97.5% CI)	--	87.4% (82.9%, 91.9%) <sup>b</sup>	75.1 (69.5%, 80.8%) <sup>b</sup>	--
Difference from Etanercept (97.5% CI)	--	48.1% (41.2%, 55.0%) <sup>b,c</sup>	35.9% (28.2%, 43.6%) <sup>b,c</sup>	--
<b>sPGA of “0” clear), n (%)</b>	1 (0.6%)	147 (41.9%)	112 (32.3%)	21 (5.9%)
Difference from Placebo (95% CI)	--	41.3% (35.2%, 47.3%) <sup>b</sup>	31.7% (25.9%, 37.5%) <sup>b</sup>	--
Difference from Etanercept (97.5% CI)	--	36.0% (29.5%, 42.5%) <sup>b</sup>	26.4% (20.1%, 32.7%) <sup>b</sup>	--
<b>PASI 90, n (%)</b>	1 (0.6%)	248 (70.7%)	207 (59.7%)	67 (18.7%)
Difference from Placebo (97.5% CI)	--	70.1% (64.4%, 75.7%) <sup>b</sup>	59.1% (53.0%, 65.1%) <sup>b</sup>	--
Difference from Etanercept (97.5% CI)	--	51.9% (44.8%, 59.1%) <sup>b</sup>	40.9% (33.4%, 48.4%) <sup>b</sup>	--
<b>PASI 100, n (%)</b>	1 (0.6%)	142 (40.5%)	107 (30.8%)	19 (5.3%)
Difference from Placebo (97.5% CI)	--	39.9% (33.8%, 45.9%) <sup>b</sup>	30.2% (24.5%, 36.0%) <sup>b</sup>	--
Difference from Etanercept (97.5% CI)	--	35.1% (28.7%, 41.6%) <sup>b</sup>	25.5% (19.4%, 31.7%) <sup>b</sup>	--

Abbreviations: N = number of patients in the intent-to-treat population; NRI = Non-Responder Imputation

a patients with missing data were counted as non-responders

b p-value <0.001

p-value is based on Cochran-Mantel-Haenszel test stratified by pooled center and adjusted for multiplicity of testing based on pre-defined hierarchy.

Confidence interval corresponds to an alpha level of 0.025

c Non-inferiority was demonstrated using a fixed margin approach before proceeding with superiority testing of ixekizumab compared to etanercept.

d co-primary objectives

**Table 6: Efficacy Results at Week 12 (NRI)<sup>a</sup> in UNCOVER-3**

	Placebo (N = 193)	TALTZ		Etanercept (N = 382)
		80 mg Q2W (N = 385)	80 mg Q4W (N = 386)	
<b>sPGA of “0” (clear) or “1” (minimal)<sup>d</sup>, n (%)</b>	13 (6.7%)	310 (80.5%)	291 (75.4%)	159 (41.6%)
Difference from Placebo (97.5% CI)	--	73.8% (67.7%, 79.9%) <sup>b</sup>	68.7% (62.3%, 75.0%) <sup>b</sup>	--
Difference from Etanercept (97.5% CI)	--	38.9% (31.7%, 46.1%) <sup>b,c</sup>	33.8% (26.3%, 41.3%) <sup>b,c</sup>	--
<b>PASI 75<sup>d</sup>, n (%)</b>	14 (7.3%)	336 (87.3%)	325 (84.2%)	204 (53.4%)
Difference from Placebo (97.5% CI)	--	80.0% (74.4%, 85.7%) <sup>b</sup>	76.9% (71.0%, 82.8%) <sup>b</sup>	--
Difference from Etanercept (97.5% CI)	--	33.9% (27.0%, 40.7%) <sup>b,c</sup>	30.8% (23.7%, 37.9%) <sup>b,c</sup>	--
<b>sPGA of “0” (clear), n (%)</b>	0	155 (40.3%)	139 (36.0%)	33 (8.6%)
Difference from Placebo (97.5% CI)	--	40.3% (34.7%, 45.9%) <sup>b</sup>	36.0% (30.5%, 41.5%) <sup>b</sup>	--
Difference from Etanercept (97.5% CI)	--	31.6% (25.2%, 38.1%) <sup>b</sup>	27.4% (21.0%, 33.7%) <sup>b</sup>	--
<b>PASI 90, n (%)</b>	6 (3.1%)	262 (68.1%)	252 (65.3%)	98 (25.7%)
Difference from Placebo (97.5% CI)	--	64.9% (58.9%, 71.0%) <sup>b</sup>	62.2% (56.1%, 68.3%) <sup>b</sup>	--
Difference from Etanercept (97.5% CI)	--	42.4% (35.1%, 49.7%) <sup>b</sup>	39.6% (32.2%, 47.0%) <sup>b</sup>	--
<b>PASI 100, n (%)</b>	0	145 (37.7%)	135 (35.0%)	28 (7.3%)
Difference from Placebo (97.5% CI)	--	37.7% (32.1%, 43.2%) <sup>b</sup>	35.0% (29.5%, 40.4%) <sup>b</sup>	--
Difference from Etanercept (97.5% CI)	--	30.3% (24.0%, 36.6%) <sup>b</sup>	27.6% (21.4%, 33.9%) <sup>b</sup>	--

Abbreviations: N = number of patients in the intent-to-treat population; NRI = Non-Responder Imputation

a patients with missing data were counted as non-responders

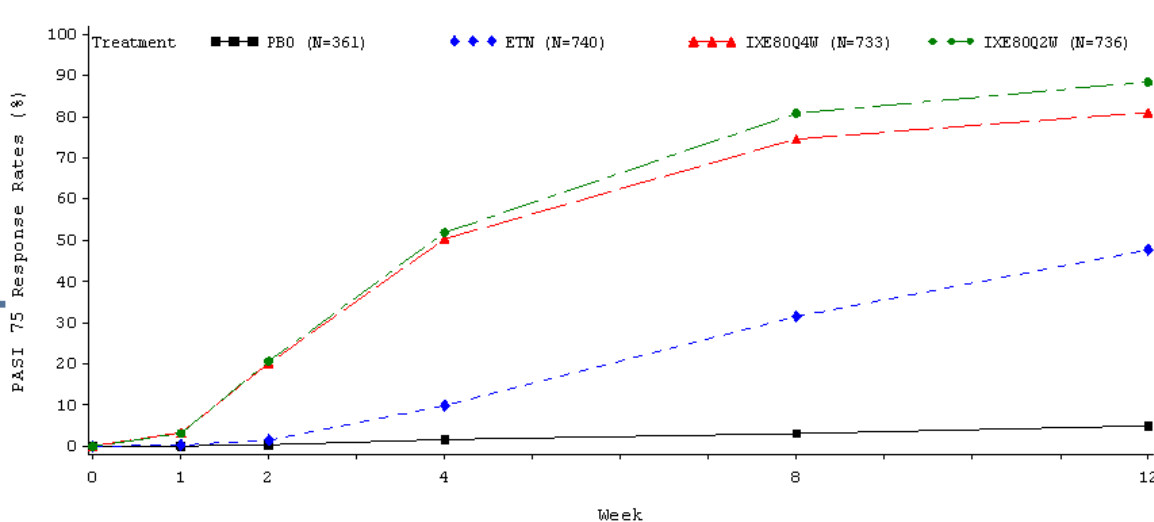
b p-value <0.001

p-value is based on Cochran-Mantel-Haenszel test stratified by pooled center and adjusted for multiplicity of testing based on pre-defined hierarchy.

Confidence interval corresponds to an alpha level of 0.025

- c Non-inferiority was demonstrated using a fixed margin approach before proceeding with superiority testing of ixekizumab compare to etanercept.
- d co-primary objectives

**Figure 1: PASI 75 response rates at each postbaseline visit (NRI), Induction Dosing Period (UNCOVER-2 and UNCOVER-3)**



Abbreviations: PBO = Placebo; ETN = Etanercept; IXE80 Q2W = Ixekizumab 80 mg Q2W; IXE80 Q4W = Ixekizumab 80 mg Q4W; N = number of patients in the analysis population; NRI = non-responder imputation; PASI = psoriasis area and severity index.

Examination of results stratified by previous treatment with a biologic agent did not identify differences in response to TALTZ in biologic-naïve and biologic-experienced patients.

#### Maintenance of Response at 60 Weeks

To evaluate the maintenance and durability of response, patients originally randomized to TALTZ and who were responders at Week 12 (i.e., sPGA score of 0,1) in UNCOVER-1 and UNCOVER-2 were re-randomized to an additional 48 weeks of one of the following treatment regimens: TALTZ 80 mg every 4 weeks (Q4W), TALTZ 80 mg every 12 weeks (Q12W), or placebo. Non-responders (sPGA >1) at Week 12 and patients who relapsed (sPGA ≥3) during the maintenance period were placed on TALTZ 80 mg Q4W.

The response rates for those patients re-randomized to the recommended maintenance dose of TALTZ 80 mg Q4W based on the recommended induction dose of TALTZ 80 mg Q2W are provided in Table 7.



**Table 7: Maintenance of Response at Week 60 (NRI)<sup>a</sup> in UNCOVER-1**

Endpoint at Week 60	TALTZ 80 mg Q2W (induction)/ placebo (maintenance) (N = 110)	TALTZ 80 mg Q2W (induction)/80 mg Q4W (maintenance) (N=119)
Maintained sPGA of “0” (clear) or “1” (minimal) <sup>c</sup> ; n (%)	9 (7.7%)	89 (74.8%)
Difference from Placebo (98.75% CI)	--	67.1% (55.4%, 78.8%) <sup>b</sup>

Abbreviations: N = number of patients in the analysis population; NRI = nonresponder imputation

a patients with missing data were counted as non-responders

b p-value <0.001

p-value is based on a logistic regression analysis with treatment and baseline weight category as factors

Confidence interval corresponds to an alpha level of 0.0125

c p-value is adjusted for multiplicity of testing based on pre-defined hierarchy

Among the patients who achieved sPGA 0 or 1 at Week 12, the response rates were sPGA 0 = 55% and PASI 100 = 52% at Week 60.

Improvements at Week 12 from baseline compared to placebo (UNCOVER-1 and UNCOVER-3) were demonstrated in Dermatology Life Quality Index (DLQI); these improvements were maintained for 60 weeks (UNCOVER-1).

### **Psoriatic arthritis**

The safety and efficacy of TALTZ were assessed in 780 patients, in two randomized, double-blind, placebo-controlled studies (SPIRIT-P1 and SPIRIT-P2) in adult patients, age 18 years and older with active psoriatic arthritis (at least 3 swollen and at least 3 tender joints) despite non-steroidal anti-inflammatory drug (NSAID), corticosteroid or DMARD therapy. In SPIRIT-P1, patients also had at least 1 disease-related definite joint erosion on hand or foot x-rays as determined by the central reader or had a C-reactive protein (CRP) >6 mg/L at screening. In SPIRIT-P2, patients were required to have prior treatment with 1 or more cDMARDs and prior treatment with at least 1 but not more than 2 anti-TNF- $\alpha$  agents, and to have discontinued the anti-TNF- $\alpha$  agent due to either an inadequate response (based on a minimum of 12 weeks on therapy) or documented intolerance. In both studies, patients were required to have active psoriatic skin lesions (plaque) or a documented history of plaque psoriasis.

The SPIRIT-P1 study evaluated patients with psoriatic arthritis who were biologic-naïve, whereas the SPIRIT-P2 study evaluated patients with psoriatic arthritis who were anti-TNF- $\alpha$  agent-experienced. In both studies, patients were treated with either TALTZ 160 mg at Week 0 followed by 80 mg every 2 weeks (Q2W) or 4 weeks (Q4W), or placebo. SPIRIT-P1 also included adalimumab 40 mg Q2W as an active reference arm for sensitivity analysis. In both studies, patients who received placebo (or adalimumab in SPIRIT-P1) were re-randomized to TALTZ (80 mg Q2W or Q4W) at Week 16 if they were inadequate responders (defined as patients with <20% improvement from baseline in both tender joint count and swollen joint count) or at Week 24 (see Table 8).

In SPIRIT-P1, 69.5% had psoriasis involving  $\geq 3\%$  of body surface area (BSA), 58.0% had enthesitis, and 37.6% had dactylitis at baseline. The majority of patients (64.0%) were receiving a cDMARD at baseline and 14.6% of patients were cDMARD naïve. A total of 54.2% of patients were using methotrexate (MTX) at baseline. The majority of patients were Caucasian (94%) and were enrolled in Europe (73%) and the United States (20%).

In SPIRIT-P2, 62.5% of patients had psoriasis involving  $\geq 3\%$  of BSA, 75.2% had enthesitis, and 23.7% had dactylitis at baseline. A total of 56.2% and 35.3% of patients were inadequate responders to 1 and 2 anti-TNF- $\alpha$  agents, respectively, and 8.5% were intolerant to an anti-TNF- $\alpha$  agent. More than half of the patients (51.0%) were receiving a cDMARD at baseline. A total of 41.0% of patients were using MTX at baseline. The majority of patients were Caucasian (92%) and were enrolled in the United States (52%) and Europe (41%).

The primary endpoint for both studies was the percentage of patients achieving at least a 20% improvement in the American College of Rheumatology (ACR20) criteria at Week 24 (see Table 10 for components of ACR20). Secondary endpoints evaluated included ACR50, ACR70; PASI 75; Health Assessment Questionnaire - Disability Index (HAQ-DI); Leeds Enthesitis Index (LEI) scores, and Minimal Disease Activity (MDA). Structural damage was also followed radiographically in the SPIRIT-P1 study by measuring the mean change from baseline to Week 24 in the modified total Sharp score (mTSS).

**Table 8: Summary of study design and patient demographics for SPIRIT-P1 and SPIRIT-P2**

Study #	Trial design	Dosage, route of administration and duration <sup>a</sup>	Study subjects (N = number)	Mean age (Range)	Gender
<b>SPIRIT-P1 (RHAP)</b>	multicentre, randomized, double-blind, placebo-controlled, active-reference	<u>TALTZ</u> <sup>b</sup> 160 mg SC starting dose at Week 0, followed by 80 mg SC Q2W (n = 103) or 80 mg SC Q4W (n = 107); Placebo <sup>c</sup> SC Q2W (n = 106); Adalimumab <sup>d</sup> 40 mg SC Q2W (n=101)	417	49.5 (19.0 – 76.0)	M = 192 (46.0%) F = 225 (54.0%)
<b>SPIRIT-P2 (RHBE)</b>	multicentre, randomized, double-blind, placebo-controlled	<u>TALTZ</u> <sup>b</sup> 160 mg SC starting dose at Week 0, followed by 80 mg SC Q2W (n = 123) or 80 mg SC Q4W (n = 122); Placebo <sup>c</sup> SC Q2W (n = 118)	363	51.9 (18.0 – 86.0)	M = 169 (46.6%) F = 194 (53.4%)

<sup>a</sup> Patients in all treatment groups with an inadequate response at Week 16 received rescue therapy (modification to background therapy).

<sup>b</sup> At Week 16, TALTZ inadequate responders received rescue therapy but remained on their assigned treatment.

<sup>c</sup> At Week 16, placebo inadequate responders were re-randomized (1:1) to one of the TALTZ regimens. They received a 160 mg SC starting dose of TALTZ at Week 16 and their assigned TALTZ regimen thereafter. At Week 24, all patients still receiving placebo were re-randomized (1:1) to one of the TALTZ regimens. They received a 160 mg starting dose of TALTZ at Week 24 and their assigned TALTZ thereafter.

<sup>d</sup> At Week 16, adalimumab inadequate responders were re-randomized (1:1) to one of the TALTZ regimens, but first underwent an 8-week washout period. They received a 160 mg SC starting dose of TALTZ at Week 24 and their assigned TALTZ regimen thereafter. At Week 24, all patients still receiving adalimumab were re-randomized (1:1) to one of the TALTZ regimens, but first underwent an 8-week washout

period. They received an 80 mg dose of TALTZ at Week 32 and their assigned TALTZ regimen thereafter. The study was not powered to test equivalence or non-inferiority of TALTZ versus adalimumab.

## Study Results

### Clinical Response

In both studies, patients treated with TALTZ 80 mg Q2W or 80 mg Q4W demonstrated a greater clinical response compared to placebo at Week 12 and Week 24 (Table 9). Responses were similar in patients regardless of concomitant methotrexate or cDMARD treatment. In SPIRIT-P2, responses were seen regardless of prior inadequate response or intolerance to anti-TNF- $\alpha$  therapy.

There was no clear evidence of improved ACR response with the more frequent TALTZ 80 mg Q2W dose group compared to the 80 mg Q4W dose group. Responses were similar regardless of age, gender, race, and body weight. In patients with psoriatic arthritis and coexistent moderate-to-severe plaque psoriasis, TALTZ 80 mg Q2W demonstrated additional clinical benefit on skin clearance, whereas in patients with psoriatic arthritis and coexistent mild plaque psoriasis there was no added benefit to receiving TALTZ 80 mg Q2W compared to Q4W.

**Table 9: Efficacy Results at Week 12 and 24 (NRI)<sup>a,b</sup> in SPIRIT-P1 and SPIRIT-P2**

	SPIRIT-P1 – biologic-naïve		SPIRIT-P2 – anti-TNF- $\alpha$ – experienced <sup>c</sup>	
	TALTZ 80 mg Q4W (N=107)	Placebo (N=106)	TALTZ 80 mg Q4W (N=122)	Placebo (N=118)
<b>ACR20 response</b>				
Week 12 (%)	57	31	50	22
Difference from placebo (95% CI)	26 (13, 39) <sup>d</sup>		28 (16, 40) <sup>d</sup>	
Week 24 (%)	58	30	53	20
Difference from placebo (95% CI)	28 (15, 41) <sup>d</sup>		34 (22, 45) <sup>d</sup>	
<b>ACR50 response</b>				
Week 12 (%)	34	5	31	3
Difference from placebo (95% CI)	29 (19, 39) <sup>e</sup>		28 (19, 37) <sup>e</sup>	
Week 24 (%)	40	15	35	5
Difference from placebo (95% CI)	25 (14, 37) <sup>e</sup>		30 (21, 40) <sup>e</sup>	
<b>ACR70 response</b>				
Week 12 (%)	15	0	15	2
Difference from placebo (95% CI)	15 (8, 22) <sup>e</sup>		13 (6, 20) <sup>e</sup>	
Week 24 (%)	23	6	22	0
Difference from placebo (95% CI)	18 (9, 27) <sup>e</sup>		22 (15, 30) <sup>e</sup>	

Abbreviations: ACR = American College of Rheumatology; CI = Confidence Interval; N = number of patients in the intent-to-treat population; NRI = Non-Responder Imputation.

<sup>a</sup> Patients with missing data were counted as non-responders

<sup>b</sup> Patients who met inadequate responder criteria (less than 20% improvement in tender and swollen joint counts) at Week 16 were considered non-responders at Week 24.

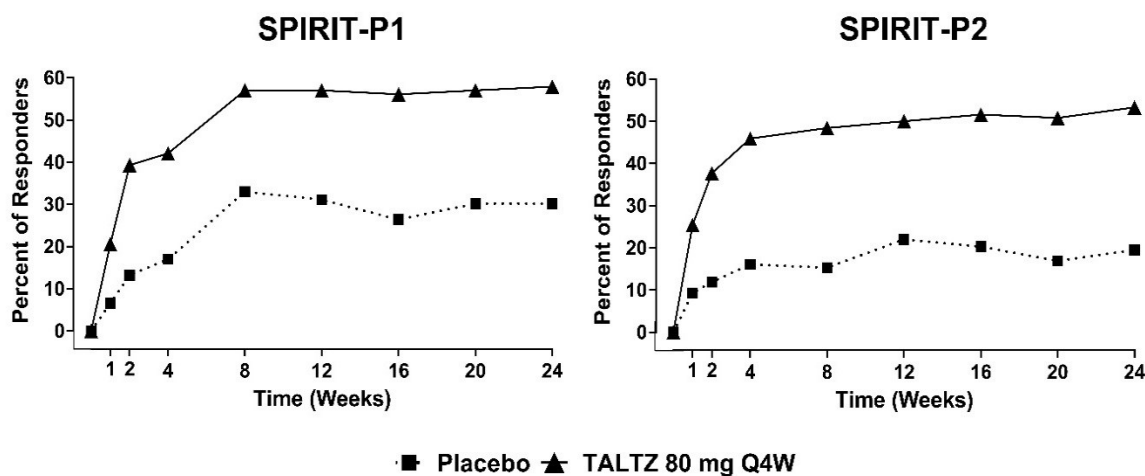
<sup>c</sup> Included patients who had prior treatment with at least 1 but not more than 2 anti-TNF- $\alpha$  agents, and discontinued the anti-TNF- $\alpha$  agent due to either an inadequate response or documented intolerance

<sup>d</sup> p value <0.001.

<sup>e</sup> ACR50 and ACR70 are not adjusted for multiplicity testing.

The percentage of patients achieving ACR20 response by visit, up to Week 24, is shown in Figure 2. In both studies, clinical response occurred as early as Week 1.

**Figure 2: Percent of Patients Achieving ACR20 Response<sup>a</sup> in SPIRIT-P1 and SPIRIT-P2 Through Week 24**



<sup>a</sup> Patients who met inadequate responder criteria (less than 20% improvement in tender and swollen joint counts) at Week 16 were considered non-responders at Week 24.

The improvements in the components of the ACR response and Minimal Disease Activity (MDA) criteria are shown in Table 10.

**Table 10: Efficacy Results in ACR Components and MDA Criteria at Week 12 and 24**

	SPIRIT-P1 – biologic-naïve		SPIRIT-P2 – anti-TNF- $\alpha$ – experienced <sup>a</sup>	
	Placebo (N=106)	TALTZ 80 mg Q4W (N=107)	Placebo (N=118)	TALTZ 80 mg Q4W (N=122)
<b>Number of Swollen Joints</b>				
Mean Baseline	10.6	11.4	10.3	13.1
Mean Change at Week 12	-3.2	-6.2	-2.6	-5.8
Mean Change at Week 24	-3.5	-7.0	-5.0	-8.5
<b>Number of Tender Joints</b>				
Mean Baseline	19.2	20.5	23.0	22.0

Mean Change at Week 12	-3.5	-10.3	-5.4	-9.4
Mean Change at Week 24	-4.7	-11.9	-6.2	-12.7
<b>Patient's Assessment of Pain<sup>a</sup></b>				
Mean Baseline	58.5	60.1	63.9	63.9
Mean Change at Week 12	-9.1	-26.6	-11.9	-29.8
Mean Change at Week 24	-14.0	-29.6	-21.4	-36.9
<b>Patient's Global Assessment of Disease Activity<sup>b</sup></b>				
Mean Baseline	61.1	62.7	64.1	66.4
Mean Change at Week 12	-11.1	-29.7	-10.7	-34.5
Mean Change at Week 24	-14.8	-33.8	-19.0	-40.7
<b>Physician's Global Assessment of Disease Activity<sup>b</sup></b>				
Mean Baseline	55.9	57.6	58.9	60.3
Mean Change at Week 12	-16.6	-34.0	-15.9	-34.4
Mean Change at Week 24	-24.2	-38.5	-18.3	-40.0
<b>Disability Index (HAQ-DI)<sup>c</sup></b>				
Mean Baseline	1.2	1.2	1.2	1.2
Mean Change at Week 12	-0.1	-0.4	-0.1	-0.4
Mean Change at Week 24	-0.2	-0.4 <sup>e</sup>	-0.2	-0.6 <sup>e</sup>
<b>CRP (mg/L)</b>				
Mean Baseline	15.1	12.8	12.1	17.0
Mean Change at Week 12	-3.2	-8.8	-4.3	-11.4
Mean Change at Week 24	-3.9	-8.8	-3.6	-11.8
<b>Minimal Disease Activity (MDA)<sup>d</sup></b>				
Response at Week 12 (%)	5	21	5	25
Response at Week 24 (%)	15	30	3	28 <sup>e</sup>

Abbreviations: N = number of patients in the intent-to-treat population

<sup>a</sup> Included patients who had prior treatment with at least 1 but not more than 2 anti-TNF- $\alpha$  agents, and discontinued the anti-TNF- $\alpha$  agent due to either an inadequate response or documented intolerance

<sup>b</sup> Visual analog scale (mm); 0=best, 100=worst

<sup>c</sup> Health Assessment Questionnaire - Disability Index (HAQ-DI): 0 = best, 3 = worst; measures the patient's ability to perform the following: dress/groom, arise, eat, walk, reach, grip, maintain hygiene, and maintain daily activity. HAQ-DI at Week 24 was adjusted for multiplicity in both studies.

<sup>d</sup> Minimal Disease Activity (MDA): patients are classified as achieving MDA if they fulfill 5 of 7 outcome measures: tender joint count (TJC)  $\leq 1$ ; swollen joint count (SJC)  $\leq 1$ ; Psoriasis Activity and Severity Index (PASI total score)  $\leq 1$  or body surface area (BSA)  $\leq 3$ ; patient pain visual analog scale (VAS) score of  $\leq 15$ ; patient global disease activity VAS score of  $\leq 20$ ; HAQ-DI score  $\leq 0.5$ ; and tender enthesal points  $\leq 1$ . MDA is based on Non-Responder Imputation (patients with missing data were counted as non-responders). MDA at Week 24 was adjusted for multiplicity in SPIRIT-P2.

<sup>e</sup> p value < 0.001

In patients with pre-existing enthesitis, numerical improvements in LEI mean change from baseline at Week 12 in SPIRIT-P1 and in resolution of enthesitis (LEI=0) at Week 24 in SPIRIT-P2 were seen in TALTZ-treated patients compared to those treated with placebo.

In patients with coexistent plaque psoriasis ( $\geq 3\%$  BSA psoriasis skin involvement at baseline), the skin lesions of psoriasis improved with TALTZ treatment, relative to placebo, as measured by PASI 75 at Week 12 in the TALTZ 80 mg Q4W compared to the placebo groups. The proportion of patients who achieved PASI 75 responses were 75.3% (55/73) vs 7.5% (5/67) in SPIRIT-P1 and 57.4% (39/68) vs and 10.4% (7/67) in SPIRIT-P2. In SPIRIT-P1, patients experienced improvement in itch severity, when compared to placebo at Week 12.

### *Radiographic Response*

Radiographic changes were assessed in SPIRIT-P1. Inhibition of progression of structural damage was assessed radiographically and expressed as the change in mTSS and its components, the erosion score and joint space narrowing score at Week 24, compared to baseline. The mTSS was modified for psoriatic arthritis by addition of hand distal interphalangeal joints.

TALTZ 80 mg Q4W inhibited the progression of structural joint damage (mTSS) compared to placebo at Week 24. The adjusted mean change from baseline in the mTSS was 0.17 for TALTZ 80 mg Q4W and 0.49 for placebo (95% CI for mean differences for TALTZ minus placebo; -0.55, -0.10).

### *Patient Reported Outcomes*

General health status was assessed by the Short Form Health Survey (SF-36). At Weeks 12 and 24 in SPIRIT-P1 and SPIRIT-P2, patients treated with TALTZ showed greater improvement from baseline in the SF-36 Physical Component Summary (PCS) score and all 8 domains compared to patients treated with placebo, and improved or did not worsen in the SF-36 Mental Component Summary score.

### *Maintenance of Response at 52 Weeks*

To evaluate the maintenance of response, patients originally randomized to TALTZ who completed Week 24 of the SPIRIT-P1 trial continued in an extension phase on either TALTZ 80 mg Q2W or Q4W treatment. At Week 52, 80.6% of patients on Q4W dosing who had achieved ACR20 at Week 24 maintained this response. For patients on Q4W dosing for 52 weeks, 74.2% had a change from baseline of  $\leq 0.5$  in their mTSS score, indicating minimal progression of structural damage.

## **TOXICOLOGY**

No significant adverse effects, including any organ toxicity or undesirable effects on immune function (e.g. T-cell dependent antibody response or NK cell activity) were observed in cynomolgus monkeys when administered ixekizumab by intravenous and subcutaneous injection up to dose levels of 50 mg/kg QW (19 times the MRHD on a mg/kg basis) for 8 and 39 weeks respectively.

Carcinogenicity, mutagenicity and genotoxicity studies have not been conducted with ixekizumab. There were no ixekizumab related effects on surrogate markers of fertility (e.g. estrous cyclicity, sperm parameters and reproductive organ weights) or histopathological findings in reproductive tissues when administered to sexually mature cynomolgus monkeys by subcutaneous injection up to doses of 50 mg/kg QW for 13 weeks. The monkeys were not mated to evaluate fertility.

No effects on embryo-fetal development were observed in fetuses from pregnant cynomolgus monkeys administered ixekizumab by subcutaneous injection during organogenesis to near parturition up to doses of 50 mg/kg QW. Neonatal deaths occurred in the offspring of pregnant monkeys administered ixekizumab by subcutaneous injection from the beginning of

organogenesis until parturition. Infant losses (death or forced euthanasia) occurred in 0/14, 2/12 and 5/14 successful pregnancies in control, 5 mg/kg and 50 mg/kg QW treatment groups, respectively and were attributable to maternal neglect (3), early delivery (2), congenital defect (1) and trauma (1). Surviving animals (14, 10 and 9 at 0, 5 and 50 mg/kg, respectively) did not display any treatment related functional or immunological developmental effects. Ixekizumab was shown to cross the placenta and was present in the blood of offspring for up to 6 months of age. Ixekizumab was detected at low levels in the breast milk of cynomolgus monkeys. The clinical significance of these findings is not known.

## REFERENCES

1. Gordon, K. B., et al. (2016). Phase 3 trials of ixekizumab in moderate-to-severe plaque psoriasis. *N Engl J Med* 375(4): 345-356.
2. Griffiths, C. E., et al. (2015). Comparison of ixekizumab with etanercept or placebo in moderate-to-severe psoriasis (UNCOVER-2 and UNCOVER-3): results from two phase 3 randomised trials. *Lancet* 386(9993): 541-551.
3. Supplement to: Griffiths CEM, Reich K, Lebwohl M, et al, for the UNCOVER-2 and UNCOVER-3 investigators. Comparison of ixekizumab with etanercept or placebo in moderate-to-severe psoriasis (UNCOVER-2 and UNCOVER-3): results from two phase 3 randomised trials. *Lancet* 2015; published online June 10. [http://dx.doi.org/10.1016/S0140-6736\(15\)60125-8](http://dx.doi.org/10.1016/S0140-6736(15)60125-8).
4. Mease, P. J., et al. (2017). Ixekizumab, an interleukin-17A specific monoclonal antibody, for the treatment of biologic-naïve patients with active psoriatic arthritis: results from the 24-week randomized, double-blind, placebo-controlled and active (adalimumab)-controlled period of the phase III trial SPIRIT-P1. *Ann Rheum Dis* 76:79-87.
5. Nash, P., et al. (2017). Ixekizumab for the treatment of patients with active psoriatic arthritis and an inadequate response to tumour necrosis factor inhibitors: results from the 24-week randomised, double-blind, placebo-controlled period of the SPIRIT-P2 phase 3 trial. *Lancet* 389(10086): 2317-2327.
6. Strober, B., et al. (2017). Short and long-term safety outcomes with ixekizumab from 7 clinical trials in psoriasis: Etanercept comparisons and integrated data. *J Am Acad Dermatol* 76(3): 432-440.
7. Van der Heijde, D., et al. (2018). Efficacy and safety of ixekizumab in patients with active psoriatic arthritis: 52-week results from a phase III study (SPIRIT-P1). *J Rheumatol* 45(3): 367-377.

## READ THIS FOR SAFE AND EFFECTIVE USE OF YOUR MEDICINE

### PATIENT MEDICATION INFORMATION

**Pr TALTZ™**  
ixekizumab

---

www.lilly.ca

Lilly

Read this carefully before you start taking **TALTZ™** and each time you get a refill. This leaflet is a summary and will not tell you everything about this drug. Talk to your healthcare professional about your medical condition and treatment and ask if there is any new information about **TALTZ**.

#### **What is TALTZ used for?**

##### Plaque Psoriasis

TALTZ is a prescription medicine used to treat adults with a skin condition called “plaque psoriasis”. Plaque psoriasis causes inflammation of the skin, appearing as raised, thick, red and scaly patches (“psoriatic lesions”) that can appear anywhere on your body. TALTZ reduces the inflammation and other symptoms of the disease.

##### Psoriatic Arthritis

TALTZ is used to treat adults with active psoriatic arthritis and can be used alone or with another medicine called a conventional disease modifying anti-rheumatic drug (cDMARD), for example methotrexate. You may first be given other medicines for this disease. If you do not respond well enough to these medicines, you will be given TALTZ. Psoriatic arthritis is an inflammatory disease of the joints, usually accompanied by psoriasis. TALTZ reduces signs and symptoms of your arthritis and improves your psoriasis.

#### **How does TALTZ work?**

TALTZ contains the active substance ixekizumab. Ixekizumab is a monoclonal antibody. Monoclonal antibodies are proteins that recognize and bind specifically to certain proteins in the body.

TALTZ belongs to a group of medicines called interleukin (IL) inhibitors. This medicine works by neutralizing the activity of a protein called IL-17A, which is present at increased levels in diseases such as plaque psoriasis and psoriatic arthritis. This may lead to symptoms such as itching, pain and scaling. TALTZ neutralizes IL-17A thus reducing the signs and symptoms of the disease. In addition, TALTZ helps reduce the signs and symptoms of psoriatic arthritis.

Using TALTZ will benefit you by leading to fast and sustained improvements of skin clearance and reducing your symptoms such as scaling, itching and pain. If you have any questions about how TALTZ works or why this medicine has been prescribed for you, ask your healthcare professional.



**What are the ingredients in TALTZ?**

Medicinal ingredients: ixekizumab

Non-medicinal ingredients: citric acid anhydrous, polysorbate 80, sodium chloride, sodium citrate dihydrate, and water for injection

**TALTZ comes in the following dosage forms:**

- 80 mg solution for injection in prefilled autoinjector\*
- 80 mg solution for injection in prefilled syringe\*

\*not all presentations may be marketed.

**Do not use TALTZ if:**

- you are allergic to ixekizumab or any of the other ingredients in TALTZ. See **What are the ingredients in TALTZ**.

If you think you may be allergic, ask your healthcare professional for advice before using TALTZ.

**To help avoid side effects and ensure proper use, talk to your healthcare professional before you take TALTZ. Talk about any health conditions or problems you may have, including if you:**

- currently have an infection or if you have long-term or repeated infections
- have tuberculosis or have been in close contact with someone with tuberculosis
- have inflammatory bowel disease (Crohn's disease or ulcerative colitis)
- have recently had a vaccination or if you are due to have a vaccination during treatment with TALTZ
- are receiving any other treatment for psoriasis, such as another immunosuppressant or phototherapy with ultraviolet (UV) light
- are pregnant, think that you may be pregnant or are planning to have a baby
- are breast-feeding or plan to breast-feed

**Other warnings you should know about:**

TALTZ can potentially cause serious side effects, including infections and allergic reactions. You must look out for signs of these conditions while you are taking TALTZ.

Stop using TALTZ and tell your healthcare professional or seek medical help immediately if you notice any signs indicating a possible serious infection or a serious allergic reaction.

Signs or symptoms of a potentially serious infection may include:

- fever, sweats, or chills
- muscle aches
- cough
- shortness of breath
- blood in your phlegm (mucus)
- weight loss
- warm, red, or painful skin or sores on your body

- diarrhea or stomach pain
- burning when you urinate or urinate more often than normal

Signs or symptoms of a serious allergic reaction may include:

- feeling faint
- swelling of your face, eyelids, lips, mouth, tongue, or throat
- trouble breathing or throat tightness
- chest tightness
- skin rash

### **Children and adolescents**

TALTZ is not recommended for children and adolescents under 18 years of age because it has not been studied in this age group.

**Tell your healthcare professional about all the medicines you take, including any drugs, vitamins, minerals, natural supplements or alternative medicines.**

### **How to take TALTZ:**

Always use this medicine exactly as your healthcare professional has told you. Check with your healthcare professional if you are not sure.

Each prefilled autoinjector and each prefilled syringe contains one dose of TALTZ (80 mg). Each prefilled autoinjector and each prefilled syringe delivers only one dose.

TALTZ is given via injection under your skin (known as a subcutaneous injection). You and your healthcare professional should decide if you should inject TALTZ yourself.

It is important not to try to inject yourself until you have been trained by your healthcare professional. A caregiver may also give you your TALTZ injection after proper training.

See the detailed Instructions for Use provided for information on how to prepare and inject a dose of TALTZ, and how to properly throw away used TALTZ prefilled autoinjectors and prefilled syringes.

### **Usual Dose:**

Your doctor will decide how much TALTZ you need and for how long.

#### **Plaque Psoriasis**

- The initial dose is 160 mg (two injections) by subcutaneous injection.
- After the first dose you will receive further injections at Weeks 2, 4, 6, 8, 10, and 12. From Week 12, you will receive injections every 4 weeks. At each time point, after the initial dose, you will receive an 80 mg dose (one injection).

## Psoriatic Arthritis

- The initial dose is 160 mg (two injections) by subcutaneous injection.
- After the first dose, you will receive 80 mg (one injection) every 4 weeks.
- For patients with psoriatic arthritis and with moderate-to-severe plaque psoriasis, use the dosing and administration recommendations for plaque psoriasis.
- For patients with psoriatic arthritis and with mild plaque psoriasis, use the dosing and administration recommendations for psoriatic arthritis.

TALTZ is for long-term treatment. Your healthcare professional will regularly monitor your condition to check that the treatment is having the desired effect.

### **Overdose:**

If you accidentally inject more TALTZ than you should or the dose has been administered sooner than according to your doctor's prescription, inform your healthcare professional.

If you think you have taken too much TALTZ, contact your healthcare professional, hospital emergency department or regional Poison Control Centre immediately, even if there are no symptoms.

### **Missed Dose:**

If you have forgotten to inject a dose of TALTZ, inject the next dose as soon as you remember. Then talk to your healthcare professional to discuss when you should inject the next dose.

### **What are possible side effects from using TALTZ?**

Like all medicines, this medicine can cause side effects, although not everybody gets them.

Most of the following side effects are mild to moderate. If any of these side effects becomes severe, tell your healthcare professional.

#### **Some side effects are very common** (may affect more than 1 in 10 people):

- upper respiratory tract infections with symptoms such as sore throat and stuffy nose (nasopharyngitis)
- injections site reactions (e.g. rash, pain, itch or swelling)

#### **Some side effects are common** (may affect up to 1 in 10 people):

- feeling sick to your stomach (nausea)
- athlete's foot (tinea pedis)
- sore throat

#### **Some side effects are uncommon** (may affect up to 1 in 100 people):

- oral thrush (oral candidiasis)
- fever, flu-like symptoms
- runny nose
- hives

- signs of low levels of white blood cells, such as fever, sore throat or mouth ulcers due to infections (neutropenia)
- discharge from the eye with itching, redness and swelling (conjunctivitis).

These are not all the possible side effects you may feel when taking TALTZ. If you experience any side effects not listed here, contact your healthcare professional.

<b>Serious side effects and what to do about them</b>			
Symptom / effect	Talk to your healthcare professional		Stop taking drug and get immediate medical help
	Only if severe	In all cases	
<b>RARE</b> Serious allergic reactions (such as feeling faint; swelling of your face eyelids, lips, mouth, tongue, or throat; trouble breathing or throat tightness; chest tightness; or skin rash)		✓	✓

If you have a troublesome symptom or side effect that is not listed here or becomes bad enough to interfere with your daily activities, talk to your healthcare professional.

**Reporting Side Effects**

You can help improve the safe use of health products for Canadians by reporting serious and unexpected side effects to Health Canada. Your report may help to identify new side effects and change the product safety information.

**3 ways to report:**

- Online at [MedEffect](#);
- By calling 1-866-234-2345 (toll-free);
- By completing a Patient Side Effect Reporting Form and sending it by:
  - Fax to 1-866-678-6789 (toll-free), or
  - Mail to: Canada Vigilance Program  
Health Canada, Postal Locator 1908C  
Ottawa, ON  
K1A 0K9

Postage paid labels and the Patient Side Effect Reporting Form are available at [MedEffect](#).

*NOTE: Contact your health professional if you need information about how to manage your side effects. The Canada Vigilance Program does not provide medical advice.*

**Storage:**

Store in a refrigerator (2°C - 8°C). Do not freeze or shake. Do not use if TALTZ has been frozen.

Store in the original packaging in order to protect from light.

**Do not use TALTZ prefilled syringe or prefilled autoinjector:**

- if you notice that it is damaged, or the medicine is cloudy, distinctly brown or yellow or has particles in it, or
- after the expiry date which is stated on the label and on the outer carton after “EXP”.

This medicine is for single use only. Ask your healthcare professional how to throw away medicines no longer required.

Keep out of reach and sight of children.

**If you want more information about TALTZ:**

- Talk to your healthcare professional
- Find the full product monograph that is prepared for healthcare professionals and includes this Patient Medication Information by visiting the Health Canada website; the manufacturer’s website [www.lilly.ca](http://www.lilly.ca), or by calling 1-888-545-5972.
- Instructions for Use can be found on [www.lilly.ca](http://www.lilly.ca).

For more information, please contact your healthcare professionals or pharmacist first, or Eli Lilly Canada Inc at: 1-888-545-5972 or visit the website at [www.lilly.ca](http://www.lilly.ca).

The information in this document is current as of the last revision date shown below. For the most current information please visit our website or contact us directly.

TALTZ is a trademark owned by or licensed to Eli Lilly and Company, its subsidiaries or affiliates.

You may need to read this package insert again. Please do not throw it away until you have finished your medicine.

This leaflet was prepared by Eli Lilly Canada Inc., Toronto, Ontario, M1N 2E8


Last Revised: month dd, yyyy

TAL-PM-A4.0-0002-YYYYMMDD

## INSTRUCTIONS FOR USE

### How to use the TALTZ prefilled autoinjector

**P<sup>r</sup>TALTZ™**  
**(ixekizumab) injection**  
**80 mg/mL**



[www.lilly.ca](http://www.lilly.ca)

### PLEASE READ THESE INSTRUCTIONS BEFORE USE

Before you use the TALTZ prefilled autoinjector, read and carefully follow all the step-by-step instructions.

#### BEFORE USING YOUR PREFILLED AUTOINJECTOR:

##### IMPORTANT POINTS TO KNOW

- Read and carefully follow all the instructions. Keep the Instructions for Use and refer to them as needed.
- The prefilled autoinjector contains 1 dose of TALTZ. The prefilled autoinjector is for ONE-TIME USE ONLY.
- The prefilled autoinjector contains glass parts. Handle it carefully. If you drop it on a hard surface, do not use it. Use a new prefilled autoinjector for your injection.
- Your healthcare professional may help you decide where on your body to inject your dose. You can also read the GET READY section of these instructions to help you choose which area can work best for you.
- Read the TALTZ Patient Medication Information inside this box to learn more about your medicine.

##### IMPORTANT SAFETY INFORMATION

- If you have questions or need help with your prefilled autoinjector, call your healthcare professional or visit the manufacturer's website at [www.lilly.ca](http://www.lilly.ca) or call 1-

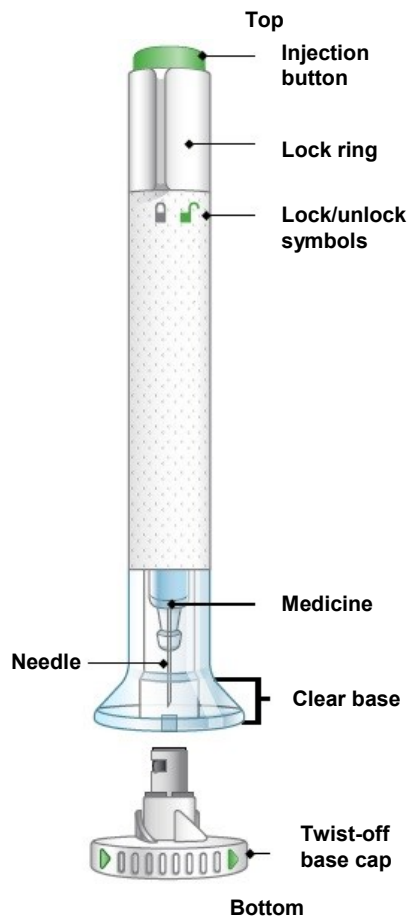
888-545-5972.

- If you have vision problems, **DO NOT** use the prefilled autoinjector, without help from a person trained to use it.
- Keep the prefilled autoinjector out of the reach and sight of children.
- If you do not have a sharps container, ask your healthcare professional where you can get one.

## INSTRUCTIONS FOR USE

Before you use the TALTZ prefilled autoinjector, read and carefully follow all the step-by-step instructions.

### Guide to the parts



## 1 GET READY

**1a Take the prefilled autoinjector from the refrigerator. Wait 30 minutes** to let the prefilled autoinjector warm to room temperature before you use it. This will make the medicine easier to inject.

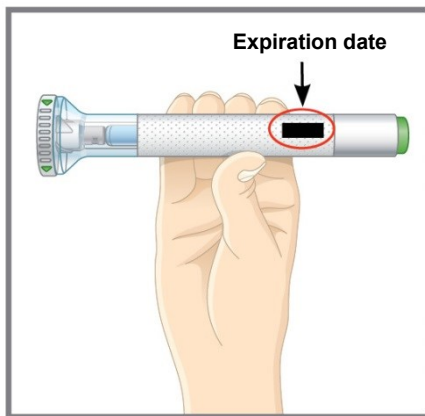


**DO NOT** microwave the prefilled autoinjector, run hot water over it, or leave it in direct sunlight.

**1b Gather the supplies for your injection:**

- 1 alcohol wipe
- 1 cotton ball or piece of gauze
- 1 sharps container for disposal of prefilled autoinjector

**1c**



**Inspect the prefilled autoinjector.** Check the label. Make sure the name TALTZ appears on the label. Also make sure the medicine has not expired.

The medicine inside should be clear. Its color may vary from colorless to slightly yellow.

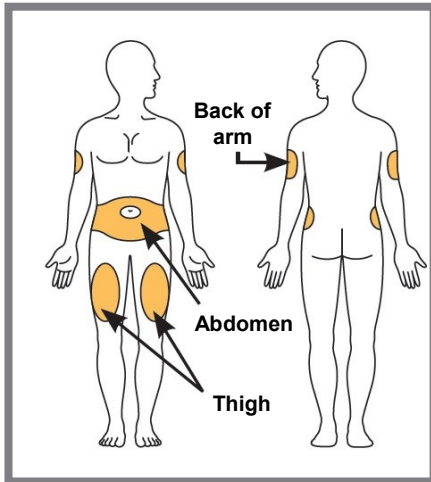
If you see any of the following, **DO NOT USE** the prefilled autoinjector, and dispose of it as directed:

- It is past the expiration date
- It looks damaged
- The medicine is cloudy, is distinctly brown, or has small specks

**1d Wash your hands before you inject your medicine.**



1e



*Talk with your healthcare professional about where on your body may be best to inject your dose.*

### **Choose your injection site.**

You may inject in your abdomen (stomach area), in your thigh, or in the back of your arm. To inject in your arm, you will need someone to help you.

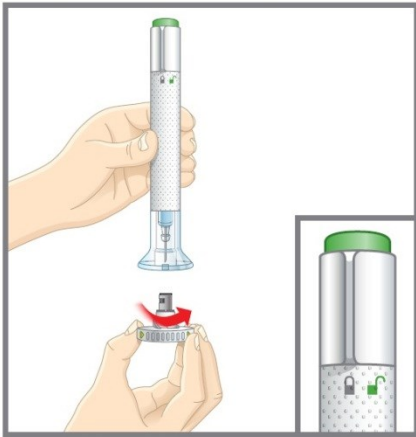
**DO NOT** inject into areas where the skin is tender, bruised, red, scaly, or hard or where you have scars or stretch marks. **DO NOT** inject within 1 inch (2.5 centimeters) around of the navel (belly button).

**Alternate your injection sites. DO NOT** inject in the exact same spot every time. For example, if your last injection was in your left thigh, your next injection should be in your right thigh, your abdomen, or the back of either arm.

**1f Prepare your skin.** Clean your skin with an alcohol wipe. Let the injection site dry before you inject your medicine.

## 2 INJECT

2a



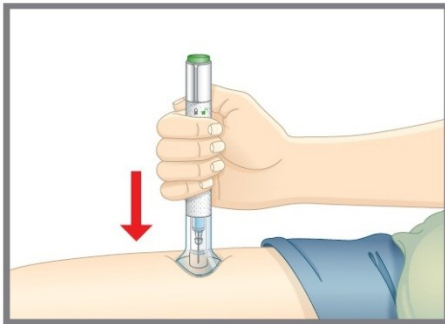
**Make sure the lock ring is in the lock position.**

**DO NOT** remove the base cap until you are ready to inject. **DO NOT** touch the needle.

**Twist off the base cap.**

Throw the base cap in the garbage. You will not need to put the base cap back on—doing so could damage the needle or cause you to stick yourself by accident.

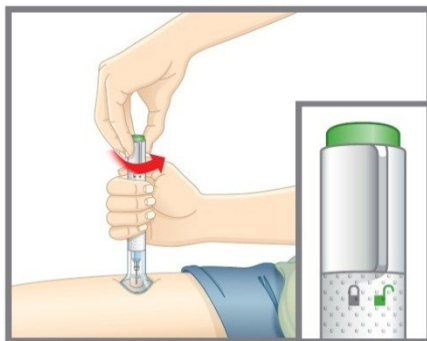
2b



**Place the clear base flat and firmly against your skin.**

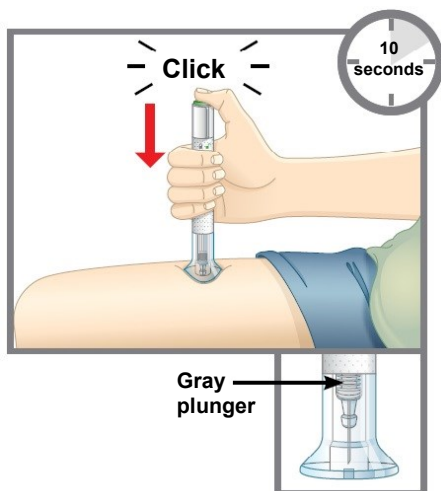
Thigh injection

2c



**Keep the base on your skin, and then turn the lock ring to the unlock position.** You are now ready to inject.

2d



**Press the green injection button.** There will be a loud click.

**Keep holding the clear base firmly against your skin.** You will hear a second click in about 10 seconds after the first one. **The second click tells you that your injection is complete.**

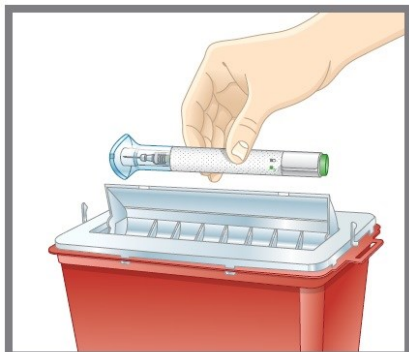
You will also see the gray plunger at the top of the clear base.

Remove the prefilled autoinjector from your skin.

Press a cotton ball or gauze over the injection site. **DO NOT** rub the injection site, as this may cause bruising. You may have slight bleeding. This is normal.

### 3 FINISH

3a



**Dispose of the prefilled autoinjector.**

**DO NOT** put the base cap back on. Dispose of the used prefilled autoinjector in a sharps container such as a closeable, puncture-resistant container.

**When you dispose of the prefilled autoinjector and the sharps container:**

- Put the prefilled autoinjector in a sharps container (like a biohazard container) or a hard plastic container with a secure lid. Do not throw the prefilled autoinjector directly into your household garbage.
- Do not recycle the filled container. The full container must be disposed of according to your provincial and local laws.
- For information on how to dispose of the container properly, ask your healthcare professional about options available in your area.

## Commonly asked questions

**Q. What if I see bubbles in the prefilled autoinjector?**

**A.** It is normal to have air bubbles in the prefilled autoinjector. TALTZ is injected under the skin (subcutaneous injection). Air bubbles are not a problem in this type of injection. They will not harm you or affect your dose.

**Q. What if there is a drop of liquid on the tip of the needle when I remove the base cap?**

**A.** It is okay to see a drop of liquid on the tip of the needle. This will not harm you or affect your dose.

**Q. What if I unlocked the prefilled autoinjector and pressed the green injection button before I twisted off the base cap?**

**A.** Do not remove the base cap. Contact 1-888-545-5972.

**Q. Do I need to hold the injection button down until the injection is complete?**

**A.** This is not necessary, but it may help you keep the prefilled autoinjector steady and firm against your skin.

**Q. What if the needle did not retract after my injection?**

**A.** Do not touch the needle or replace the base cap. Store in a safe place and contact 1-888-545-5972.

**Q. What if I heard more than 2 clicks during my injection—2 loud clicks and a soft one. Did I get my complete injection?**

**A.** Some patients may hear a soft click right before the second loud click. That is the normal operation of the prefilled autoinjector. Do not remove the prefilled autoinjector from your skin until you hear the second loud click.

**Q. How can I tell if my injection is complete?**

**A.** After you press the green injection button, you will hear 2 loud clicks. The second click tells you that your injection is complete. You will also see the gray plunger at the top of the clear base.

## For questions or more information about TALTZ

It's important to know how to inject your medicine correctly and safely. If you have

questions about TALTZ prefilled autoinjector:

- Talk to your healthcare professional
- Call Lilly at 1-888-545-5972
- Visit [www.lilly.ca](http://www.lilly.ca)

## How to store your TALTZ prefilled autoinjector

### DO



**DO** store the prefilled autoinjector in the refrigerator between 2°C to 8°C (36°F to 46°F) until you are ready to use it.



**DO** wait 30 minutes to let the prefilled autoinjector warm to room temperature before you use it.

### DO NOT



**DO NOT** freeze the prefilled autoinjector. If the prefilled autoinjector has been frozen, **do not use it**.



**DO NOT** microwave the prefilled autoinjector, run hot water over it, or leave it in direct sunlight.

**DO NOT** shake the prefilled autoinjector.

**Read the Patient Medication Information for TALTZ inside this box to learn more about your medicine.**

Eli Lilly Canada Inc., Toronto, Ontario, M1N 2E8

TALTZ is a trademark owned or licensed to Eli Lilly and Company, its subsidiaries or affiliates.

Copyright © 2016, Eli Lilly and Company. All rights reserved.

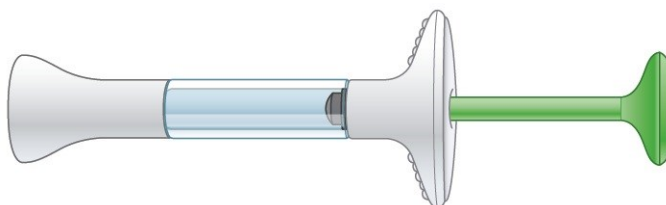
Document Revision Date: May 25, 2016

The TALTZ prefilled autoinjector meets the current dose accuracy and functional requirements of ISO 11608-1:2012 and 11608-5:2012

TAL-AI-0001-CA-IFU-20160525

## How to use the TALTZ prefilled syringe

Pr TALTZ™  
(ixekizumab) injection  
80 mg/mL



[www.lilly.ca](http://www.lilly.ca)

*Lilly*

### PLEASE READ THESE INSTRUCTIONS BEFORE USE

Before you use the TALTZ prefilled syringe, read and carefully follow all the step-by-step instructions.

BEFORE USING YOUR PREFILLED SYRINGE:

#### IMPORTANT POINTS TO KNOW

- Read and carefully follow all the instructions. Keep the Instructions for Use and refer to them as needed.
- The prefilled syringe contains 1 dose of TALTZ. The syringe is for ONE-TIME USE ONLY.
- Your healthcare professional may help you decide where on your body to inject your dose. You can also read the GET READY section of these instructions to help you choose which area can work best for you.
- Read the TALTZ Patient Medication Information inside this box to learn more about your medicine.

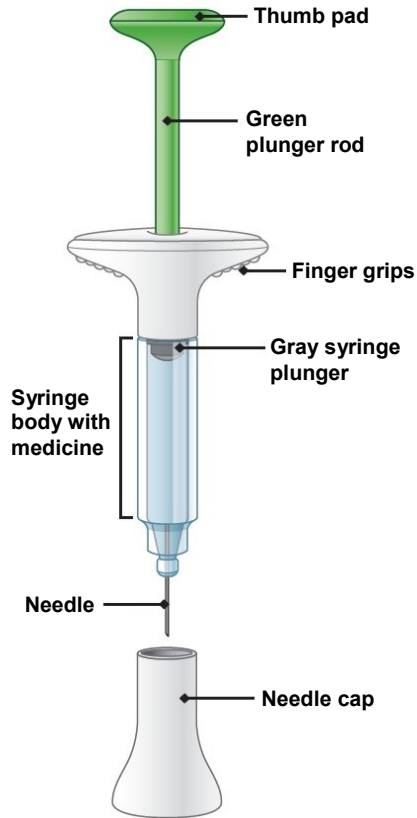
#### IMPORTANT SAFETY INFORMATION

- If you have questions or need help with your prefilled syringe, call your healthcare professional or visit the manufacturer's website at [www.lilly.ca](http://www.lilly.ca) or call 1-888-545-5972.
- If you have vision problems, **DO NOT** use the prefilled syringe, without help from a person trained to use it.
- **DO NOT** share or reuse your TALTZ prefilled syringe. You may give or get an infection.
- Keep the syringe out of the reach and sight of children.
- If you do not have a sharps container, ask your healthcare professional where you can get one.

## INSTRUCTIONS FOR USE

Before you use the TALTZ prefilled syringe, read and carefully follow all the step-by-step instructions.

### Guide to the parts



## 1 GET READY

**1a Take the syringe from the refrigerator. Wait 30 minutes** to let the syringe warm to room temperature before you use it. This will make the medicine easier to inject.



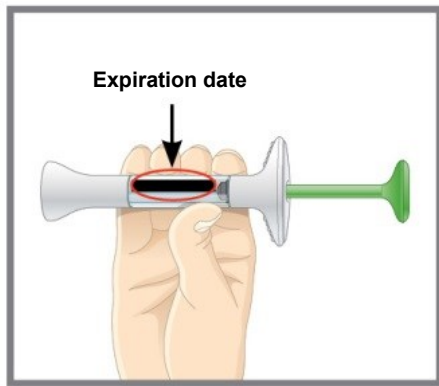
**DO NOT** microwave the syringe, run hot water over it, or leave it in direct sunlight.

**1b Gather the supplies for your injection:**

- 1 alcohol wipe
- 1 cotton ball or piece of gauze
- 1 sharps container for disposal of syringe



1c



**Inspect the syringe for damage to the outside.** Do not uncap the syringe until you are ready to inject. Check the label. Make sure the name TALTZ appears on the label. Also make sure the medicine has not expired.

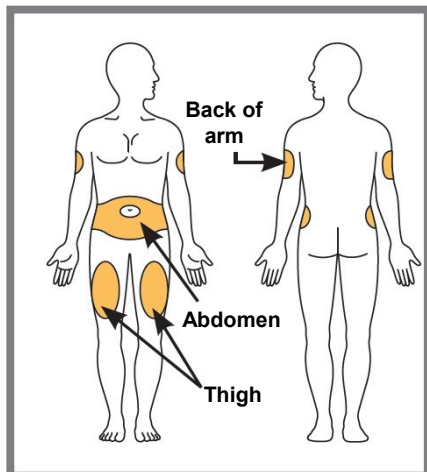
The medicine inside should be clear. Its color may vary from colorless to slightly yellow.

If you see any of the following, **DO NOT USE** the syringe, and dispose of it as directed:

- It is past the expiration date
- It looks damaged
- The medicine is cloudy, is distinctly brown, or has small specks

1d **Wash your hands before you inject your medicine.**

1e



**Choose your injection site.**

You may inject in your abdomen (stomach area), in your thigh, or in the back of your arm. To inject in your arm, you will need someone to help you.

**DO NOT** inject into areas where the skin is tender, bruised, red, scaly, or hard or where you have scars or stretch marks. **DO NOT** inject within 1 inch (2.5 centimeters) of the navel (belly button).

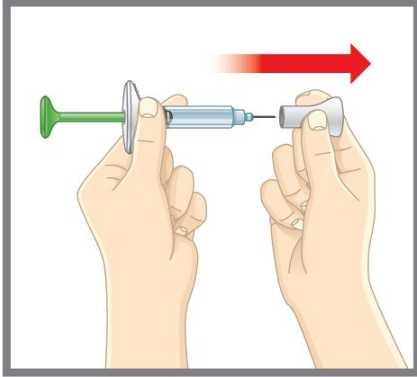
**Alternate your injection sites.** **DO NOT** inject in the exact same spot every time. For example, if your last injection was in your left thigh, your next injection should be in your right thigh, your abdomen, or the back of either arm.

*Talk with your healthcare professional about where on your body may be best to inject your dose.*

1f **Prepare your skin.** Clean your skin with an alcohol wipe. Let the injection site dry before you inject your medicine.

## 2 INJECT

2a

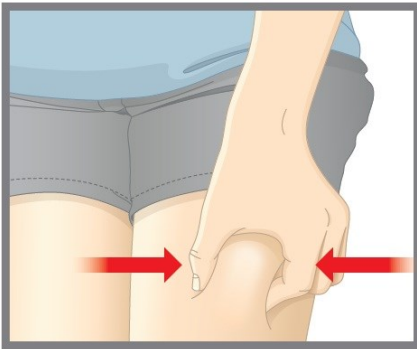


**Pull the needle cap off and throw it away.**

**DO NOT** put the cap back on—you could damage the needle or stick yourself by accident.

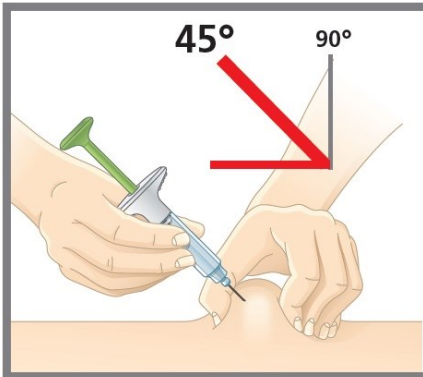
**DO NOT** touch the needle.

2b



**Gently pinch and hold a fold of skin where you will inject.**

2c

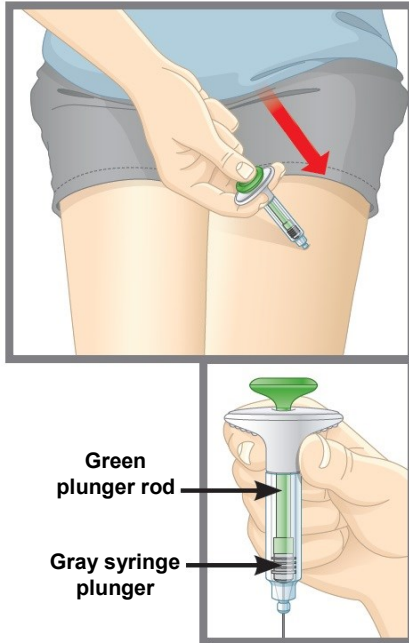


**Insert the needle at a 45-degree angle.** Then gently let go of your skin. Make sure to keep the needle in place.



***Let go of your skin*** before you push the plunger in.

2d



### Push in the plunger.

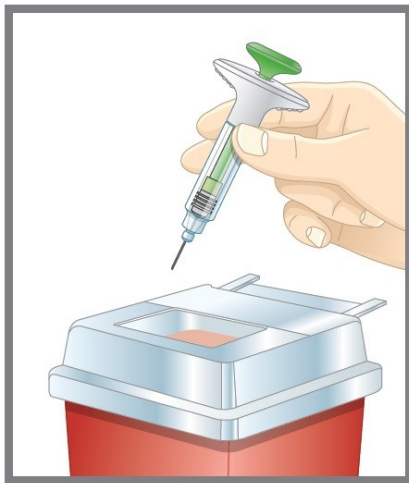
Slowly push the plunger all the way in until all the medicine is injected. The gray syringe plunger should be pushed all the way to the needle end of the syringe. Gently remove the needle from your skin.

Press a cotton ball or gauze over the injection site. **DO NOT** rub the injection site, as this may cause bruising. You may have slight bleeding. This is normal.

**You should see the green plunger rod show through the syringe body when the injection is complete.**

## 3 FINISH

3a



### Dispose of the syringe.

**DO NOT** put the needle cap back on. Dispose of the used syringe in a sharps container such as a closeable, puncture-resistant container.

### When you dispose of syringes and the sharps container:

- Put the syringe in a sharps container (like a biohazard container) or a hard plastic container with a secure lid. Do not throw the syringe directly into your household garbage.
- Do not recycle the filled container. The full container must be disposed of according to your provincial and local laws.
- For information on how to dispose of the container properly, ask your healthcare professional about options available in your area.

## Commonly asked questions

### Q. What if I see air bubbles in my syringe?

A. It is normal to sometimes have air bubbles in the syringe. TALTZ is injected under your skin (subcutaneous injection). Air bubbles are not a problem in this type of injection. They will not harm you or affect your dose.

### Q. What if there is a drop of liquid on the tip of the needle when I remove the needle cap?

A. It is okay to see a drop of liquid on the tip of the needle. This will not harm you or affect your dose.

### Q. What if I cannot push in the plunger?

#### A. If the plunger is stuck or damaged:

- **DO NOT** continue to use the syringe
- Remove the needle from your skin
- Contact 1-888-545-5972

### Q. How can I tell if my injection is complete?

#### A. When your injection is complete:

- The green plunger rod should show through the body of the syringe
- The gray syringe plunger should be pushed all the way to the needle end of the syringe

## For questions or more information about TALTZ

It's important to know how to inject your medicine correctly and safely. If you have questions about TALTZ prefilled syringe:

- Talk to your healthcare professional
- Call Lilly at 1-888-545-5972
- Visit [www.lilly.ca](http://www.lilly.ca)

## How to store your TALTZ prefilled syringe

### DO



**DO** store the syringe in the refrigerator between 2°C to 8°C (36°F to 46°F) until you are ready to use it.



**DO** wait 30 minutes to let the syringe warm to room temperature before you use it.

**DO NOT**



**DO NOT** freeze the syringe. If the syringe has been frozen, **do not use it**.



**DO NOT** microwave the syringe, run hot water over it, or leave it in direct sunlight.

**DO NOT** shake the syringe.

**Read the Patient Medication Information for TALTZ inside this box to learn more about your medicine.**

Eli Lilly Canada Inc., Toronto, Ontario, M1N 2E8

TALTZ is a trademark owned or licensed to Eli Lilly and Company, its subsidiaries or affiliates.

Copyright © 2016, Eli Lilly and Company. All rights reserved.

Document Revision Date: March 29, 2018

TAL-PFS-0001-CA-IFU-20160525