

PRODUCT MONOGRAPH

Pr **ARCOSYL**[®]

perindopril arginine film-coated tablets
2.5 mg, 5 mg and 10 mg

and

perindopril arginine orodispersible tablets
5 mg and 10 mg

Angiotensin Converting Enzyme Inhibitor

SERVIER CANADA INC.
235, Boulevard Armand Frappier
Laval, Québec H7V 4A7

Control No.
213430

Date of Revision:
June 5, 2018

Table of Contents

PART I: HEALTH PROFESSIONAL INFORMATION	3
SUMMARY PRODUCT INFORMATION.....	3
INDICATIONS AND CLINICAL USE	3
CONTRAINDICATIONS.....	4
WARNINGS AND PRECAUTIONS	5
ADVERSE REACTIONS	15
DRUG INTERACTIONS.....	24
DOSAGE AND ADMINISTRATION	27
OVERDOSAGE.....	29
ACTION AND CLINICAL PHARMACOLOGY.....	30
STORAGE AND STABILITY	35
SPECIAL HANDLING INSTRUCTIONS.....	35
DOSAGE FORMS, COMPOSITION AND PACKAGING.....	35
 PART II: SCIENTIFIC INFORMATION.....	 38
PHARMACEUTICAL INFORMATION	38
CLINICAL TRIALS	39
DETAILED PHARMACOLOGY	51
TOXICOLOGY	52
REFERENCES.....	67
 PART III: CONSUMER INFORMATION.....	 68

Pr **ARCOSYL**[®]
(Perindopril arginine)

PART I: HEALTH PROFESSIONAL INFORMATION

SUMMARY PRODUCT INFORMATION

Route of Administration	Dosage Form / Strength	All Non Medicinal Ingredients
Oral	Film-coated tablets 2.5 mg, 5 mg and 10 mg	<u>Core Tablet</u> : lactose monohydrate, magnesium stearate, maltodextrin, silica colloidal anhydrous, sodium starch glycolate <u>Film-coating</u> : glycerol, hypromellose, macrogol 6000, magnesium stearate, titanium dioxide; chlorophyllin (E141ii) also for 5 mg and 10 mg film-coated tablets.
Oral	Orodispersible tablets 5 mg and 10 mg	Acesulfame potassium, aspartame, lactose monohydrate, magnesium stearate, maize starch, silica colloidal anhydrous.

INDICATIONS AND CLINICAL USE

ARCOSYL[®] (perindopril arginine) is indicated for:

- Hypertension
 - The treatment of mild to moderate essential hypertension. It may be used alone or in association with other drugs, particularly thiazide diuretics.
 - The safety and efficacy of ARCOSYL[®] in renovascular hypertension have not been established and therefore, its use in this condition is not recommended.
 - The safety and efficacy of concurrent use of ARCOSYL[®] with antihypertensive agents other than amlodipine and thiazide diuretics have not been established.
- Congestive heart failure
 - Treatment of mild to moderate congestive heart failure, generally as adjunctive therapy to diuretics, and where appropriate a digitalis glycoside. Treatment should be initiated under close medical supervision. The safety and efficacy of ARCOSYL[®] have not been demonstrated for New York Heart Association Category IV patients.

- Hypertensive and / or post-MI patients with stable coronary artery disease.
 - The reduction of cardiovascular risk in patients with hypertension or post-myocardial infarction and stable coronary disease.

ARCOSYL[®] has been demonstrated to reduce the risk of cardiovascular death, non-fatal myocardial infarction, and cardiac arrest in mild or moderately hypertensive patients with stable coronary artery disease, or in patients with a previous (> 3 months ago) myocardial infarction and stable coronary artery disease, including patients with previous revascularization when administered as an add-on to conventional treatment, such as platelet inhibitors, beta blockers, lipid-lowering agents, nitrates, calcium channel blockers or diuretics (See [DOSAGE AND ADMINISTRATION](#)).

Geriatrics (> 65 years of age)

Although clinical experience has not identified significant differences in response between the elderly (> 65 years) and younger patients, greater sensitivity of some older individuals cannot be ruled out.

Pediatrics

The safety and effectiveness of ARCOSYL[®] in children have not been established. Its use in this age group, therefore, is not recommended.

CONTRAINDICATIONS

ARCOSYL[®] (perindopril arginine) is contraindicated in:

- Patients who are hypersensitive to this drug or to any ingredient in the formulation. For a complete listing, see the [DOSAGE FORMS, COMPOSITION AND PACKAGING](#).
- Patients with a history of hereditary / idiopathic angioedema, or angioedema related to previous treatment with an angiotensin converting enzyme inhibitor (see [WARNINGS and PRECAUTIONS, General](#)).
- Woman who are pregnant, intend to become pregnant, or of childbearing potential who are not using adequate contraception (see [WARNINGS and PRECAUTIONS, Special Populations, Pregnant Women](#)).
Nursing women (see [WARNINGS AND PRECAUTIONS, Special Populations, Nursing Women](#)).
- Patients with hereditary problems of galactose intolerance, glucose-galactose malabsorption, or the Lapp lactase deficiency as ARCOSYL[®] contains lactose (see [WARNINGS AND PRECAUTIONS, Sensitivity / Resistance](#)).
- Combination with sacubitril / valsartan due to an increased risk of angioedema.
- Combination with angiotension converting enzyme (ACE) inhibitors, including ARCOSYL[®], with aliskiren-containing drugs in patients with diabetes mellitus (type 1 or 2) or moderate to severe renal impairment (GFR < 60ml/min/1.73m²) (see [WARNINGS AND PRECAUTIONS, Dual Blockade of the Renin-Angiotensin System \(RAS\) and Renal, and](#)

[DRUG INTERACTIONS, Dual Blockade of the Renin-Angiotensin System \(RAS\) with ACE inhibitors, ARBs or aliskiren-containing drugs](#)).

- Patients with extracorporeal treatments leading to contact of blood with negatively charged surfaces (see [DRUG INTERACTIONS](#)).
- Patients with bilateral renal artery stenosis or renal artery stenosis in a single functioning kidney (see [WARNINGS AND PRECAUTIONS, Renal](#)).

WARNINGS AND PRECAUTIONS

Serious Warnings and Precautions

When used in pregnancy, angiotensin converting enzyme (ACE) inhibitors can cause injury or even death of the developing fetus. When pregnancy is detected, ARCOSYL[®] should be discontinued as soon as possible.

General

Driving a vehicle or performing other hazardous tasks

Perindopril can have minor or moderate influence on the ability to drive and use machines. If patients suffer from dizziness, headache, fatigue, weariness or nausea, the ability to react may be impaired. Caution is recommended with ARCOSYL[®] especially at the start of treatment.

Head and neck angioedema

Life-threatening angioedema has been reported with ACE inhibitors. The overall incidence is approximately 0.1-0.2%. The aetiology is thought to be non-immunogenic and may be related to accentuated bradykinin activity. Usually, the angioedema is non-pitting edema of the skin mucuous membrane and subcutaneous tissue.

Angioedema involving the face, extremities, lips, tongue, glottis and/or larynx has been reported in patients treated with ACE inhibitors, including ARCOSYL[®] (perindopril). Angioedema associated with laryngeal involvement may be fatal. If laryngeal stridor or angioedema of the face, tongue, or glottis occurs, ARCOSYL[®] should be discontinued immediately, the patient treated appropriately in accordance with accepted medical care, and carefully observed until the swelling disappears. In instances where swelling is confined to the face and lips, the condition generally resolves without treatment, although antihistamines may be useful in relieving symptoms. Where there is involvement of the tongue, glottis or larynx, angioedema may be fatal due to airway obstruction, appropriate therapy (including but not limited to 0.3 to 0.5 ml of subcutaneous epinephrine solution 1:1000 and oxygen) should be administered promptly (see [ADVERSE REACTIONS](#)).

Treatment of progressive angioedema should be aggressive. Failing a rapid response to medical therapy, mechanical methods to secure an airway should be used before massive edema complicates oral or nasal intubation.

Patients who respond to medical treatment should be observed carefully for a possible rebound phenomenon.

The onset of angioedema associated with use of ACE inhibitors may be delayed for weeks or months. Patients may have multiple episodes of angioedema with long symptom-free intervals. Angioedema may occur with or without urticaria.

The incidence of angioedema during ACE inhibitor therapy has been reported to be higher in black than in non-black patients.

There are reports that switching a patient to another ACE inhibitor could be followed by a recurrence of angioedema. Because of the potential severity of this rare event, another ACE inhibitor should not be used in patients with a history of angioedema (see [CONTRAINDICATIONS](#)).

Patients with a history of angioedema unrelated to ACE inhibitor therapy may be at increased risk of angioedema while receiving an ACE inhibitor (see [CONTRAINDICATIONS](#)).

Concomitant use of mTOR inhibitors, DPP-IV inhibitors and NEP inhibitors

Patients taking a concomitant mTOR inhibitor (e.g. sirolimus, everolimus, temsirolimus), DPP-IV inhibitor (e.g. sitagliptin) or neutral endopeptidase (NEP) inhibitor may be at increased risk for angioedema. Caution should be used when initiating ACE inhibitor therapy in patients already taking a mTOR, DPP-IV or NEP inhibitor or vice versa (see [DRUG INTERACTIONS](#)).

Intestinal Angioedema

Intestinal angioedema has been reported in patients treated with ACE inhibitors. These patients presented with abdominal pain (with or without nausea or vomiting); in some cases there was no prior history of facial angioedema and C-1 esterase levels were normal. Angioedema was diagnosed by procedures including abdominal CT scan or ultrasound, or at surgery, and symptoms resolved after stopping the ACE inhibitor. Intestinal angioedema should be included in the differential diagnosis of patients on ACE inhibitors presenting with abdominal pain.

Cardiovascular

Stable coronary artery disease

If an episode of unstable angina pectoris (major or not) occurs during the first month of perindopril treatment, a careful appraisal of the benefit / risk should be performed before treatment continuation.

Hypotension

ARCOSYL[®] can cause symptomatic hypotension. ARCOSYL[®] has been associated with hypotension in 0.3% of uncomplicated hypertensive patients in U.S. placebo-controlled trials. Symptoms related to orthostatic hypotension were reported in another 0.8 % of patients.

It is more likely to occur after the first or second dose or when the dose is increased and in patients who are volume depleted by diuretic therapy, dietary salt restriction, dialysis, diarrhoea, or vomiting or with impaired renal function. Volume and/or salt depletion should be corrected before initiation of therapy with ARCOSYL[®] (see [DOSAGE AND ADMINISTRATION](#)).

In patients with ischemic heart or cerebrovascular disease and/or severe congestive heart failure, with or without associated renal insufficiency, ACE inhibitors may cause an excessive fall in blood pressure which could result in syncope, a myocardial infarction, neurological deficits, oliguria and/or progressive azotemia and, rarely, in acute renal failure and/or death (see [ADVERSE REACTIONS](#)).

In all high-risk patients it is advisable to initiate treatment with ARCOSYL[®] tablets 2.5 mg.

Because of the potential fall in blood pressure in these patients, therapy with ARCOSYL[®] should be started under very close medical supervision. Such patients should be followed closely for the first two weeks of treatment and whenever the dose of ARCOSYL[®] and/or diuretic is increased.

In controlled studies versus placebo and other ACE inhibitors, the first administration of perindopril at a dose equivalent to 2.5 mg of ARCOSYL[®] (perindopril arginine) in patients with mild-moderate heart failure was not associated with any significant reduction in blood pressure as compared to placebo (see [ACTIONS AND CLINICAL PHARMACOLOGY - Pharmacodynamics](#)).

If hypotension occurs, the patient should be placed in a supine position and, if necessary, receive an intravenous infusion of 0.9 % sodium chloride. A transient hypotensive response is not a contraindication to further doses which usually can be given without difficulty once the blood pressure has increased after volume expansion. However, lower doses of ARCOSYL[®] and/or reduced concomitant diuretic therapy should be considered.

Aortic Stenosis/ Hypertrophic Cardiomyopathy:

As with other ACE inhibitors, ARCOSYL[®] should be given with caution to patients with mitral valve stenosis and obstruction in the outflow of the left ventricle such as aortic stenosis or hypertrophic cardiomyopathy. There is concern on theoretical grounds that patients with aortic stenosis might be at particular risk of decreased coronary perfusion when treated with vasodilators including ACE inhibitors because they do not develop as much afterload reduction. Vasodilators may tend to drop diastolic pressure, and hence coronary pressure, without producing the concomitant reduction in myocardial oxygen demand that normally accompanies vasodilation.

Dual blockade of the Renin-Angiotensin System (RAS)

There is evidence that co-administration of angiotensin converting enzyme (ACE) inhibitors, such as ARCOSYL[®], or of angiotensin receptor antagonists (ARBs) with aliskiren increases the risk of hypotension, syncope, stroke, hyperkalemia and deterioration of renal function, including renal failure, in patients with diabetes mellitus (type 1 or type 2) and/or moderate to severe renal impairment (GFR < 60 ml/min/1.73m²). Therefore, the use of ARCOSYL[®] in combination with aliskiren-containing drugs is contraindicated in these patients (see [CONTRAINDICATIONS](#)).

Further, co-administration of ACE inhibitors, including ARCOSYL[®], with other agents blocking the RAS, such as ARBs or aliskiren-containing drugs, is generally not recommended in other patients, since such treatment has been associated with an increased incidence of severe hypotension, renal failure, and hyperkalemia.

Primary aldosteronism

Patients with primary aldosteronism generally will not respond to anti-hypertensive drugs acting through inhibition of the RAS. Therefore, the use of ARCOSYL[®] is not recommended in these patients.

Hematologic

Neutropenia/ Agranulocytosis/ Thrombocytopenia/ Anaemia:

Neutropenia/ agranulocytosis, thrombocytopenia and anaemia have been reported in patients receiving ACE inhibitors. In patients with normal renal function and no other complicating factors, neutropenia occurs rarely. Perindopril should be used with extreme caution in patients with collagen vascular disease such as systemic lupus erythematosus or scleroderma, and those on multiple drug therapy with agents known to be nephrotoxic or myelosuppressive (immunosuppressant therapy, treatment with allopurinol or procainamide), or a combination of these complicating factors, especially if there is pre-existing impaired renal function. Some of these patients developed serious infections, which in a few instances did not respond to intensive antibiotic therapy (see [WARNINGS AND PRECAUTIONS - Monitoring and Laboratory Tests](#)). Patients should be instructed to report any sign of infection.

Hepatic

Hepatic failure:

Rarely, ACE inhibitors have been associated with a syndrome that starts with cholestatic jaundice and progresses to fulminant hepatic necrosis and (sometimes) death. The mechanism of this syndrome is not understood. Patients receiving ACE inhibitors who develop jaundice or marked elevations of hepatic enzymes should discontinue the ACE inhibitor and receive appropriate medical follow-up.

Immune

Anaphylactoid Reactions during Membrane Exposure (hemodialysis patients):

Anaphylactoid reactions have been reported in patients dialyzed with high-flux membranes (e.g. polyacrylonitrile [PAN]) and treated concomitantly with an ACE inhibitor. Dialysis should be stopped immediately if symptoms such as nausea, abdominal cramps, burning, angioedema, shortness of breath and severe hypotension occur. Symptoms are not relieved by antihistamines. In these patients, consideration should be given to using a different type of dialysis membrane or a different class of antihypertensive agents.

Anaphylactoid Reactions during LDL Apheresis:

Rarely, patients receiving ACE inhibitors during low density lipoprotein apheresis with dextran sulfate absorption have experienced life-threatening anaphylactoid reactions. These reactions were avoided by temporarily withholding the ACE inhibitor therapy prior to each apheresis.

Anaphylactoid Reactions during Desensitization:

There have been isolated reports of patients experiencing sustained, life-threatening anaphylactoid reactions while receiving ACE inhibitors during desensitization treatment with hymenoptera (bees, wasps) venom. In the same patients, these reactions have been avoided when ACE inhibitors were temporarily withheld for at least 24 hours, but they reappeared upon inadvertent rechallenge.

Nitritoid Reactions – Gold:

Nitritoid reactions (symptoms include facial flushing, nausea, vomiting, and symptomatic hypotension) have been reported rarely in patients on therapy with injectable gold (sodium aurothiomalate) and concomitant ACE inhibitor therapy including ARCOSYL[®] (see [DRUG INTERACTIONS](#)).

Peri-Operative Considerations

ACE inhibitors may augment the hypotensive effects of anaesthetics and analgesics. In patients undergoing major surgery or during anaesthesia with agents that produce hypotension, ARCOSYL[®] will block the angiotensin II formation that could otherwise occur secondary to compensatory renin release. The treatment should be discontinued 1 day prior to the surgery. If hypotension occurs and is considered to be due to this mechanism, it can be corrected by volume expansion.

Renal

Impaired Renal Function:

As a consequence of inhibiting the renin-angiotensin-aldosterone system (RAAS), changes in renal function may be anticipated in susceptible individuals.

In cases of renal impairment (creatinine clearance < 60 ml/min) the initial perindopril dosage should be adjusted according to the patient's creatinine clearance and then as a function of the patient's response to treatment. Routine monitoring of potassium and creatinine are part of normal medical practice for these patients (see [WARNINGS AND PRECAUTIONS - Monitoring and Laboratory Tests](#)).

The use of ACE inhibitors, including ARCOSYL[®], or ARBs with aliskiren-containing drugs is contraindicated in patients with moderate to severe renal impairment (GFR < 60 ml/min/1.73m²). (See [CONTRAINDICATIONS](#) and [DRUG INTERACTIONS, Dual Blockade of the Renin-Angiotensin-System \(RAS\) with ARBs, ACE inhibitors, or aliskiren-containing drugs](#)).

Hypertensive Patients with Congestive Heart Failure:

In patients with severe congestive heart failure, where renal function may depend on the activity of the RAAS, treatment with ACE inhibitors, including ARCOSYL[®], may be associated with oliguria and/or progressive azotemia, and rarely with acute renal failure and/or death.

In patients with symptomatic heart failure, hypotension following the initiation of therapy with ACE inhibitors may lead to some further impairment in renal function. Acute renal failure, usually reversible, has been reported in this situation.

Hypertensive Patients with Renal Artery Stenosis:

In clinical trials in hypertensive patients with unilateral or bilateral renal artery stenosis, increases in blood urea nitrogen and serum creatinine were observed in 20 % of patients. Experience with ACE inhibitors suggests that these increases are usually reversible upon discontinuation of the drug. In such patients, renal function should be monitored during the first few weeks of therapy. ACE inhibitors should be avoided in patients with known or suspected renal artery stenosis. When an ACE inhibitor is given to a patient with stenosis of the renal artery supplying a solitary kidney, or bilateral artery stenosis, acute renal insufficiency may occur.

ACE inhibition may also cause a decrease in renal function in patients with stenosis of the artery supplying a transplanted kidney. It is believed that renal artery stenosis reduces the pressure in the afferent glomerular arteriole, and transglomerular hydrostatic pressure is then maintained by angiotensin II- induced constriction of the efferent arteriole. When an ACE inhibitor is given, the efferent arteriole relaxes, glomerular filtration falls, and renal failure may result. The thrombotic occlusion of a stenosed renal artery can be precipitated by ACE inhibitors (see [WARNINGS AND PRECAUTIONS - Monitoring and Laboratory Tests](#)).

Some hypertensive patients without apparent pre-existing renal vascular disease have developed increases in blood urea nitrogen and serum creatinine, usually minor and transient. These increases are more likely to occur in patients treated concomitantly with a diuretic and in patients with pre-existing renal impairment. Reduction of dosages of ARCOSYL[®], the diuretic or both may be required. In some cases, discontinuation of either or both drugs may be necessary. Evaluation of hypertensive patients should always include an assessment of renal function (See [DOSAGE AND ADMINISTRATION](#)). If deterioration in renal function has occurred after

treatment with one ACE inhibitor, then it is likely to be precipitated by another and in these patients usage of another class of antihypertensive agent would be preferable. Patients with unilateral renal artery disease present a special problem as deterioration of function may not be apparent from measurement of blood urea and serum creatinine.

Proteinuria:

Some ACE inhibitors have been associated with the occurrence (up to 0.7 %) of proteinuria (<1 gram/ 24 hours) and/or decline in renal function in patients with one or more of the following characteristics: old age, pre-existing renal disease, concomitant treatment with potassium-sparing diuretics or high doses of other diuretics, limited cardiac reserve, or treatment with a non-steroidal anti-inflammatory drug.

Perindoprilat, the active form of perindopril, is dialysable with a clearance of 70 ml/min (see [DOSAGE AND ADMINISTRATION](#)).

Hyperkalemia and Agents Increasing Serum Potassium:

In clinical trials, hyperkalemia (serum potassium > 5.5 mEq/l) occurred in approximately 2.2 % of the hypertensive patients compared to 1.4 % in placebo (see [ADVERSE REACTIONS](#)). In most cases, these were isolated values which resolved despite continued therapy. In controlled studies, no patient discontinued therapy due to hyperkalemia.

Risk factors for development of hyperkalemia may include renal impairment, worsening of renal function, diabetes mellitus, elderly patients intercurrent events, in particular dehydration, acute cardiac decompensation, metabolic acidosis and the concomitant use of potassium-sparing diuretics (e.g. spironolactone, eplerenone, triamterene, or amiloride), potassium supplements, potassium-containing salt substitutes or any drugs associated with increase in serum potassium (e.g. aliskiren, NSAIDs, heparin, cyclosporine, tacrolimus, trimethoprim and fixed dose combination with sulfamethoxazole, angiotensin receptor blockers) which should be used cautiously, if at all, with ARCOSYL[®] (see [DRUG INTERACTIONS, Drug-Drug Interactions](#)).

The use of potassium supplements, potassium-sparing diuretics, or potassium-containing salt substitutes particularly in patients with impaired renal function may lead to a significant increase in serum potassium. Hyperkalemia can cause serious, sometimes fatal arrhythmias.

In some patients hyponatremia may co-exist with hyperkalemia (see [WARNINGS AND PRECAUTIONS - Monitoring and Laboratory Tests](#)). If concomitant use of the above-mentioned agents is deemed appropriate, regular monitoring of serum potassium and urea is recommended.

Renovascular hypertension:

There is an increased risk of hypotension and renal insufficiency when patient with bilateral renal artery stenosis or stenosis of the artery to a single functioning kidney are treated with ACE inhibitors (see [CONTRAINDICATIONS](#)). Treatment with diuretics may be a contributory factor. Loss of renal function may occur with only minor changes in serum creatinine even in patients with unilateral renal artery stenosis.

Respiratory

Cough

A dry, persistent cough, which usually disappears only after withdrawal or lowering of the dose of ARCOSYL[®] has been reported. Such possibility should be considered as part of the differential diagnosis of the cough.

The cough is often worse when lying down or at night, and has been reported more frequently in women (who account for 2/3 of the reported cases). Patients who cough may have increased bronchial reactivity compared with those who do not. The observed higher frequency of this side-effect in non-smokers may be due to a higher level of tolerance of smokers to cough.

The cough is most likely due to stimulation of the pulmonary cough reflex by kinins (bradykinin) and/or prostaglandins, which accumulate because of ACE inhibition. Once a patient has developed intolerable cough, an attempt may be made to switch the patient to another ACE inhibitor; the reaction may recur but this is not invariably the case. A change to another class of drugs may be required in severe cases.

Sensitivity/ Resistance

Due to the presence of lactose, patients with hereditary problems of galactose intolerance, glucose-galactose malabsorption or the Lapp lactase deficiency should not take ARCOSYL[®].

ARCOSYL[®] orodispersible tablets contain aspartame, a source of phenylalanine, which may be harmful for people with phenylketonuria.

Skin

Dermatological reactions characterised by maculo-papular pruritic rashes and sometimes photosensitivity has been reported with another ACE inhibitor. Rare and sometimes severe skin reactions (lichenoid eruptions, psoriasis, pemphigus like rash, rosacea, Stevens-Johnson syndrome, etc) have occurred.

Patients who develop a cutaneous reaction with one ACE inhibitor might not when switched to another drug of the same class, but there are reports of cross-reactivity.

Special Populations

Pregnant Women

ACE inhibitors can cause fetal and neonatal morbidity and mortality when administered to pregnant women. When pregnancy is detected, ARCOSYL[®] should be discontinued as soon as possible (see [CONTRAINDICATIONS](#)).

The use of ACE inhibitors is contraindicated during the second and third trimesters of pregnancy, because it has been associated with fetal and neonatal injury including hypotension, neonatal skull hypoplasia, anuria, reversible or irreversible renal failure, and death.

Oligohydramnios has also been reported, presumably resulting from decreased fetal renal function, associated with fetal limb contractures, craniofacial deformation, and hypoplastic lung development.

Prematurity and patent ductus arteriosus and other structural cardiac malformations, as well as neurologic malformations, have also been reported following exposure in the first trimester of pregnancy.

Infants with a history of *in utero* exposure to ACE inhibitors should be closely observed for hypotension, oliguria, and hyperkalemia. If oliguria occurs, attention should be directed toward support of blood pressure and renal perfusion. Exchange transfusion or dialysis may be required as a means of reversing hypotension and/or substituting for impaired renal function; however, limited experience with those procedures has not been associated with significant clinical benefit.

Perindoprilat, the active form of perindopril, can be removed from the body by hemodialysis (see [ACTIONS AND CLINICAL PHARMACOLOGY – Pharmacokinetics, Metabolism, Special populations and conditions, Renal insufficiency](#)).

Animal Data

See [Part II - Scientific information – TOXICOLOGY, Teratogenicity studies](#).

Nursing Women

The presence of concentrations of ACE inhibitor have been reported in human milk. Use of ACE inhibitors is contraindicated during breast-feeding (see [CONTRAINDICATIONS](#)).

Pediatrics

The safety and effectiveness of ARCOSYL[®] in children have not been established. Its use in this age group, therefore, is not recommended.

Geriatrics (> 65 years of age)

Although clinical experience has not identified significant differences in response between the elderly (> 65 years) and younger patients, greater sensitivity of some older individuals cannot be ruled out.

Renal insufficiency is commonly observed in elderly people. Care should therefore be taken when prescribing ARCOSYL[®] to elderly patients. The initial dose of ARCOSYL[®] in the elderly should always be 2.5 mg daily and patients should be monitored closely during the initial stages of treatment (see [DOSAGE AND ADMINISTRATION](#)).

In a study of 91 elderly patients with a mean age of 71.9 years, a 6 % increase in serum potassium occurred in the first month of treatment and subsequently remained stable. There was no change in the group in blood urea, creatinine or creatinine clearance.

Particular care should be taken in elderly patients with congestive heart failure who have renal and/or hepatic insufficiency.

Diabetic Patients

In diabetic patients treated with oral antidiabetic agents or insulin, glycemic control should be closely monitored during the first month of treatment with an ACE inhibitor.

Patients with Impaired Liver Function

Hepatitis (hepatocellular and/or cholestatic), elevations of liver enzymes and/or serum bilirubin have occurred during therapy with ACE inhibitors, in patients with or without pre-existing liver abnormalities. In most cases, the changes were reversed upon discontinuation of the drug.

Elevations of liver enzymes and/or serum bilirubin have been reported with ARCOSYL[®] (see [ADVERSE REACTIONS](#)). Should the patient receiving ARCOSYL[®] experience any unexplained symptoms, particularly during the first weeks or months of treatment, it is recommended that a full set of liver function tests and any other necessary investigation be carried out. Discontinuation of ARCOSYL[®] should be considered when appropriate.

ARCOSYL[®] should be used with particular caution in patients with pre-existing liver abnormalities. In such patients, baseline liver function tests should be obtained before administration of the drug and close monitoring of response and metabolic effects should apply.

Monitoring and Laboratory Tests

Hematological Monitoring

Periodic monitoring of white blood cell counts is advised in patients with collagen vascular disease such as systemic lupus erythematosus or scleroderma, and those on multiple drug therapy with agents known to be nephrotoxic or myelosuppressive (immunosuppressant therapy, treatment with allopurinol or procainamide), or a combination of these complicating factors, especially if there is pre-existing impaired renal function.

Renal Function Monitoring

Routine monitoring of potassium and creatinine is part of normal medical practice for renal impairment patients (creatinine clearance < 60 ml/min).

Particularly careful monitoring is required in hypertensive patients with renal artery stenosis. In such patients, renal function should be monitored during the first few weeks of therapy.

Electrolyte Monitoring

If concomitant use of potassium-sparing diuretics, potassium supplements, potassium-containing salt substitutes, drugs associated with increase in serum potassium, or other RAAS inhibitors is deemed appropriate, regular monitoring of serum potassium and urea is recommended.

ADVERSE REACTIONS

Adverse Drug Reaction Overview

The most frequent adverse reactions observed with perindopril are: cough, dizziness, headache, asthenia, gastro-intestinal disorders (abdominal pain, nausea, dyspepsia).

The most serious adverse reactions are: hypersensitivity reaction (angioedema), renal dysfunction (in high risk patients), pancreatitis, blood disorders (pancytopenia, agranulocytosis, and thrombocytopenia).

During the long-term safety assessment in heart failure patients, the severe adverse events occurring with the highest frequency were angina pectoris and orthostatic hypotension.

The most severe drug reactions from post-marketing experience were pancreatitis and blood disorders (pancytopenia, agranulocytosis, and thrombocytopenia).

Clinical Trial Adverse Drug Reactions

Because clinical trials are conducted under very specific conditions the adverse reaction rates observed in the clinical trials may not reflect the rates observed in practice and should not be compared to the rates in the clinical trials of another drug. Adverse drug reaction information from clinical trials is useful for identifying drug-related adverse events and for approximating rates.

- **Hypertension**

Perindopril was evaluated for safety in approximately 3,400 patients with hypertension, (1,216 patients in controlled clinical trials including, 181 elderly patients). Perindopril was evaluated for long-term safety in approximately 1,000 patients that were treated for ≥ 1 year.

During clinical trials, the most severe adverse drug reactions occurring in hypertensive patients treated with perindopril were angioneurotic oedema and renal insufficiency.

In an open-labelled European study of about 47,000 patients with essential hypertension, seen in everyday medical practice, and treated for 1 year with perindopril, with or without multiple other medications, the most frequently observed adverse events were: cough (9.7 %), digestive symptoms (2.0 %), fatigue (1.8 %), headache (1.4 %) and dizziness (1.4 %). In this study, in total, 5.1 % of patients in this study withdrew due to adverse events, 3.2 % due to cough.

In placebo-controlled U.S. trials, 1,012 patients received either perindopril monotherapy (n=630), perindopril / HCT (n=159) or placebo (n=230). Table 1 presents adverse reactions that occurred in $\geq 1\%$ of the patients treated with perindopril monotherapy or placebo.

Table 1: Adverse events without attribution to therapy, and those considered possibly or probably related to therapy, reported in $\geq 1\%$ of patients treated for hypertension in placebo-controlled U.S. trials

Adverse Events	Adverse Events, not treatment related		Possibly or Probably Treatment Related Adverse Events	
	Perindopril n=630	Placebo n=223	Perindopril n=630	Placebo n=223
Headache	26.0	29.6	9.4	10.8
Cough	13.0	4.5	6.2	1.8
Asthenia	8.7	9.9	5.4	4.0
Dizziness	8.6	8.5	4.9	5.8
Upper respiratory infection	7.9	8.5	0.0	0.9
Diarrhoea	4.6	4.0	1.8	0.5
Oedema	4.3	4.9	0.6	0.9
Sleep disorder	2.5	2.7	1.6	0.9
Nervous	1.4	1.4	1.1	0.9
Depression	1.9	1.4	1.1	0.5
Proteinuria	1.8	0.5	1.1	0.5
Rash	2.5	4.9	1.0	1.8

The incidence of premature discontinuation of therapy due to adverse events in the placebo-controlled U.S clinical trials was 6.5 % in patients treated with perindopril and 6.7 % in patients treated with placebo. The most common causes of premature discontinuation were cough, headache, asthenia and dizziness. Cough was the reason for withdrawal in 1.3 % and 0.4% of patients treated with perindopril and placebo, respectively. While dizziness was not reported more frequently in the perindopril group (8.2 %) than in the placebo group (8.5 %), it was clearly increased with dose, suggesting a causal relationship with perindopril.

Other reported adverse events (reported in $\geq 1\%$ patients), regardless of causality, include: back pain (6.8%), rhinitis, sinusitis (each 5.2%), pain in lower extremities (5.1%), pharyngitis (3.7%), viral infection (3.3%), urinary tract infection (3.2%), pain in upper extremities (2.9%), nausea

(2.7%), abdominal pain (2.5%), accidental injury, hypertonia, paresthesia (each 2.4%), non-specific chest-pain, abnormal ECG (each 2.2%), dyspepsia (2.1%), vomiting (1.9%), fever, seasonal allergy (each 1.8%), ALT increase (1.6%), generalized myalgia, neck pain, tinnitus (each 1.4%), joint pain, somnolence (each 1.1%), flatulence, arthritis, palpitations (each 1.0%).

Myocardial infarction and cerebrovascular accident occurred possibly secondary to excessive hypotension in high risk patients (see [WARNINGS AND PRECAUTIONS - Cardiovascular](#)).

Withdrawals

In total 56 of 1,275 patients studied (4.4%) stopped treatment because of adverse reactions. In a specific study of 632 patients, 36 (5.7%) patients withdrew because of adverse events. A plausible or probable relationship with perindopril treatment were considered to exist in 19 (3%) cases.

Adverse drug reactions that most commonly result in premature discontinuation of therapy were cough (0.5%), headache (0.5%), dizziness (0.5%) and asthenia (0.4%).

- **Congestive Heart Failure**

In heart failure trials, safety was evaluated in 167 patients treated with perindopril in 3-month placebo-controlled trials and long-term safety was assessed in 513 patients treated for ≥ 6 months, 352 of which were followed for at least 1 year.

Table 2 presents adverse events that occurred in ≥ 1 % of the 167 patients treated with perindopril during the double-blind period lasting 3 months, as compared to the same adverse events occurring in the 170 patients receiving a placebo. Discontinuation of therapy due to adverse events was required in 5.4% of the 167 patients with perindopril, as compared to 4.7% of the 170 patients who received a placebo.

Table 2: Drug-Related Adverse Experience Reported in $\geq 1\%$ of Patient Treated for Congestive Heart Failure (%)

Adverse Event	Perindopril n=167	Placebo n=170
Asthenia	6.6	5.3
Dizziness	6.0	6.5
Skin disorder	4.2	2.4
Abdominal pain upper / gastralgia	4.2	2.9
Nausea / vomiting	3.6	1.2
Headache	3.0	2.4
Palpitations	2.4	1.8
Muscular cramps	2.4	0.0
Cough	1.8	0.6
Chest pain - cardiac	1.8	0.0
Dyspnoea	1.8	2.4
Diarrhoea	1.8	1.8
Mood altered and sleep disturbance	1.8	2.9
Oedema	1.2	1.8
Sweating	1.2	0.6
Erectile dysfunction	1.2	0.6

- **Hypertensive and/or Post-MI Patients with Stable Coronary Artery Disease**

Perindopril was evaluated for safety in the EUROPA trial. This was a double-blind, placebo-controlled study in 12,218 patients with stable coronary artery disease (CAD), the majority of which had hypertension and/or had survived a previous heart attack. The overall rate of discontinuation was 22.8 % (1391/ 6110 patients) and 20.7 % (1266/ 6108 patients) in the perindopril and placebo groups, respectively.

The most common reasons for discontinuation that were more frequent on perindopril than placebo were cough (2.7%), drug intolerance (2.4%), hypotension (1.0%), and kidney failure (0.3%).

Serious Adverse Events in EUROPA Trial

There were no significant differences in numbers of deaths between the perindopril (n=375) and control (n=420) groups. However, 10 patients died during the open run-in period of the study, of whom 7 from cardiovascular causes, including stroke. A total of 795 patients (out of 12,230; 6.5 %) died during the study, 464 of the 795 died (58 %) from a cardiovascular cause.

During the randomized period of the EUROPA study, only serious adverse events were collected. Few patients experienced serious adverse events: 16 (0.3%) of the 6,122 perindopril patients and 12 (0.2%) of the 6,107 placebo patients. In perindopril-treated patients, hypotension was observed in 6 patients, angioedema in 3 patients, and sudden cardiac arrest in 1 patient. More patients withdrew for cough, hypotension, or other intolerance on perindopril (6.0%, n=366) than on placebo (2.1%, n=129).

On the other hand, atrial cardioversion, occurred significantly more frequently in the perindopril group: (0.5%, n=42) than in the control group (0.3%, n=17).

Less Common Clinical Trial Adverse Drug Reactions (<1 %)

Adverse events, irrespective of causal relationship to the drug, which occurred in < 1.0 % of hypertensive and heart failure patients treated with perindopril in clinical trials, are listed as follows:

<i>Blood and lymphatic system disorders:</i>	Haemolytic anaemia, leucopenia including neutropenia, thrombocytopenia, ecchymosis, haematoma.
<i>Cardiac disorders:</i>	Arrhythmia, ventricular extrasystole, conduction disorder, cardiac murmur, palpitations, bradycardia, myocardial infarction
<i>Ear and labyrinth disorders:</i>	Ear pain, tinnitus.
<i>Eye disorders:</i>	Visual disturbance, lacrimation increased, conjunctivitis.
<i>Gastrointestinal disorders:</i>	Constipation, dry mouth, dysgeusia, flatulence, haematemesis, G.I. haemorrhage, stomatitis, diarrhoea, vomiting, dyspepsia.
<i>General disorders and administration site conditions:</i>	Chest pain, pyrexia, malaise, pain, peripheral oedema, thirst, feeling cold and hot, rigors.
<i>Immune system disorders:</i>	Anaphylactic reaction, angioneurotic oedema (head, neck, face, extremities, lips, tongue, glottis and/or larynx).
<i>Infections and infestations:</i>	Herpes simplex, peritoneal infection (mesenteric infarction, 1 patient), bronchitis, pharyngitis, pneumonia, rhinitis, sinusitis, skin infection, tinea infection, gastroenteritis, vaginitis.

<i>Metabolism and nutrition disorders:</i>	Anorexia, increased appetite, gout.
<i>Musculoskeletal and connective tissue disorders:</i>	Neck pain, oedema, arthralgia, arthritis, bone pain, myalgia, myasthenia, sciatalgia, hypertonia / muscle cramps, back (lumbar) pain.
<i>Nervous system disorders:</i>	Hyperkinesia, amnesia, cerebrovascular accident (0.2%), cognitive disorders, memory impairment, perceptual distortion, somnolence, speech disorder, syncope, tremor, migraine, vertigo.
<i>Psychiatric disorders:</i>	Abnormal dreams, agitation, confusional state, depression, mood altered, nervousness, illusion, sleep disturbance, libido disorder, anxiety, psychosexual disorder.
<i>Renal and urinary disorders:</i>	Haematuria, nephrolithiasis, nocturia, oliguria, polyuria, pollakiuria, urinary incontinence, urinary retention, fluid retention, renal insufficiency, flank pain.
<i>Reproductive system and breast disorders:</i>	Menstrual disorder, scrotal oedema, erectile dysfunction.
<i>Respiratory, thoracic and mediastinal disorder:</i>	Asthma, bronchospasm, dyspnoea, pulmonary fibrosis, throat irritation, rhinorrhoea, epistaxis, postnasal drip, hoarseness, sneezing.
<i>Skin and subcutaneous tissue disorders:</i>	Alopecia, erythema, dry skin, skin disorder, dermatitis, pemphigus, pruritus, purpura, rash, Steven-Johnson syndrome, hyperhidrosis, toxic skin eruption, urticaria, mucous membrane disorder.
<i>Vascular disorders:</i>	Hypotension, orthostatic hypotension, peripheral coldness, intermittent claudication, vasodilation, flushing, peripheral vascular disorder (impaired peripheral circulation, swollen legs).

Potential Adverse Events Reported with ACE Inhibitors

Other medically important adverse events reported with other available ACE inhibitors include cardiac arrest, eosinophilic pneumonitis, neutropenia / agranulocytosis, pancytopenia, anemia (including hemolytic–and aplastic), thrombocytopenia, acute renal failure, nephritis, hepatic failure, jaundice (hepatocellular or cholestatic), symptomatic hyponatremia, bullous pemphigus, acute pancreatitis, exfoliative dermatitis and a syndrome which may include: arthralgia / arthritis,

vasculitis, serositis, myalgia, fever, rash or other dermatologic manifestations, a positive ANA, leukocytosis, eosinophilia or an elevated ESR. Many of these adverse events have also been reported for perindopril.

Taste disturbances (dysgeusia)

Taste disturbances were reported to be common (prevalence up to 12.5%) with high doses of another ACE inhibitor.

Taste disturbance with ACE inhibitors have been described as suppression of taste or a metallic sensation in the mouth. Any dysgeusia usually occurs in the first weeks of treatment and may disappear in most cases within 1-3 months.

Abnormal Hematologic and Clinical Chemistry Findings

Serum electrolytes: In clinical trials, hyperkalemia (serum potassium >5.5 mEq/l) occurred in approximately 2.2% of the hypertensive patients treated with perindopril compared to 1.4% in placebo-treated patients. Hyperkalemia may occur especially in the presence of renal insufficiency, severe heart failure and renovascular–hypertension (see [WARNINGS AND PRECAUTIONS – Renal](#)).

Blood Urea Nitrogen / Serum Creatinine: Elevations of BUN (>40 mg/dl) or serum creatinine >2.5 mg/dl) were observed, in 0. % and 0.3% of patients, respectively, treated with perindopril monotherapy. Decreases in serum sodium and increases in serum creatinine occurred more frequently in patients on concomitant diuretics than in those treated with perindopril alone. Increases in blood urea, plasma creatinine, and hematuria were observed and may occur especially in the presence of renal insufficiency.

Hematology: Small decreases in hemoglobin and hematocrit occurred in hypertensive patients treated with perindopril, but were rarely of clinical importance. In controlled clinical trials, no patient was discontinued from therapy due to the development of anemia.

Liver function: Elevations of liver enzymes (ALT: 1.6% perindopril vs 0.9% placebo, AST: 0.5% perindopril vs 0.4% placebo) were observed in U.S. placebo-controlled clinical trials. Elevations in serum bilirubin were observed (see [WARNINGS AND PRECAUTIONS – Special populations](#)).

Other: Elevations in serum cholesterol and plasma glucose were observed.

Post-Market Adverse Drug Reactions

The most frequent adverse events, occurring in post-marketing experience were cough, gastrointestinal symptoms (abdominal pain, nausea and dyspepsia), asthenia, fatigue, dizziness and headache.

<i>Blood and lymphatic system disorders:</i>	Agranulocytosis or pancytopenia, decreased haemoglobin and haematocrit, haemolytic anemia in patients with a congenital deficiency of G-6PDH, leukopenia / neutropenia, thrombocytopenia, eosinophilia.
<i>Cardiac disorders:</i>	Angina pectoris, arrhythmia, myocardial infarction, possibly secondary to excessive hypotension, palpitations, tachycardia.
<i>Ear and labyrinth disorders:</i>	Tinnitus.
<i>Endocrine disorders:</i>	syndrome of inappropriate antidiuretic hormone secretion (SIADH)
<i>Eye disorders:</i>	Vision disturbance.
<i>Gastrointestinal disorders:</i>	Abdominal pain (including upper), constipation, diarrhoea, dry mouth, dysgeusia, dyspepsia, nausea, pancreatitis, vomiting.
<i>General disorders and administration site conditions:</i>	Asthenia, chest pain, malaise, oedema peripheral, pyrexia, sweating.
<i>Hepato-biliary disorders:</i>	Cholestatic or cytolytic hepatitis.
<i>Injury, poisoning and procedural complications:</i>	Fall.
<i>Metabolism and nutrition disorders:</i>	Hypoglycemia, hyperkalaemia, reversible on discontinuation, hyponatraemia.
<i>Musculoskeletal, connective tissue disorders:</i>	Arthralgia, back pain, oedema, hypertonia, muscle cramps, pain in extremity, myalgia.
<i>Nervous system disorders:</i>	Confusion, dizziness, headache, paresthesia, somnolence, syncope, vertigo.

<i>Psychiatric disorders:</i>	Mood or sleep disturbances.
<i>Renal and urinary disorders:</i>	Acute renal failure, renal insufficiency, proteinuria.
<i>Reproductive system and breast disorders:</i>	Erectile dysfunction.
<i>Respiratory/Thoracic and Mediastinal disorders:</i>	Bronchospasm, cough, dyspnoea, eosinophilic pneumonia, rhinitis.
<i>Skin and sub-cutaneous tissue disorders:</i>	Angioneurotic oedema (face, extremities, lips, mucous membranes, tongue, glottis and/or larynx, erythema multiforme), erythema multiforme, pruritis, rash, urticarial, eczema, photosensitivity reactions, pemphigoid, pemphigus, psoriasis aggravation
<i>Vascular disorders:</i>	Cerebrovascular attack (possibly secondary to excessive hypotension in high-risk patients), hypotension, peripheral vascular disorder (impaired peripheral circulation).

Post-marketing experience with all ACE inhibitors suggests that exposure *in utero* may be associated with hypotension and decreased renal perfusion in the fetus. ACE inhibitors have also been associated with fetal death *in utero*. No ACE inhibitor should be used in pregnancy.

DRUG INTERACTIONS

Drug-Drug Interactions

Table 3 - Established or Potential Drug-Drug Interactions

Proper Name	Ref	Effect	Clinical Comment
Agents Affecting Sympathetic Activity	CT C	Beta adrenergic blocking drugs add further antihypertensive effect to ARCOSYL®.	Agents affecting sympathetic activity (e.g. ganglionic blocking agents or adrenergic neuron blocking agents) may be used with caution.
Agents Causing Renin Release	CT C	The antihypertensive effect of ARCOSYL® is augmented by antihypertensive agents that cause renin release (e.g. diuretics).	
Agents Increasing Serum Potassium	CT	Since ARCOSYL® decreases aldosterone production, elevation of serum potassium may occur.	Potassium-sparing diuretics such as spironolactone, eplerenone, triamterene or amiloride, or potassium supplements, potassium-containing salt substitutes, or any drugs associated with increase in serum potassium (aliskiren, NSAIDs, heparin, cyclosporine tacrolimus, trimethoprim, angiotensin receptor blockers and others) should be given only for documented hypokalemia and with caution and frequent monitoring of serum potassium, since they may lead to a significant increase in serum potassium. Salt substitutes which contain potassium should also be used with caution (see WARNINGS AND PRECAUTIONS, Renal, Hyperkalemia and agents increasing serum potassium).
Antihypertensive agents and vasodilators		Concomitant use of these agents may increase the hypotensive effects of perindopril. Concomitant use with nitroglycerin and other nitrates, or other vasodilators, may further reduce blood pressure.	
Antidiabetic agents		Epidemiological studies have suggested that concomitant administration of ACE inhibitors and antidiabetic medicines (insulins, oral hypoglycaemic agents) may cause an increased blood-glucose lowering effect with risk of hypoglycaemia.	This phenomenon appeared to be more likely to occur during the first weeks of combined treatment and in patients with renal impairment.
Baclofen		Increased antihypertensive effect.	Monitor blood pressure and adapt antihypertensive dosage if necessary.

Table 3 - Established or Potential Drug-Drug Interactions

Proper Name	Ref	Effect	Clinical Comment
Concomitant Diuretic Therapy	C	Patients concomitantly taking ACE inhibitors and diuretics, and especially those in whom diuretic therapy was recently instituted and who are volume and/or salt depleted may experience an excessive reduction of blood pressure after initiation of therapy.	The possibility of hypotensive effects after the first dose of ARCOSYL [®] can be minimized by either discontinuing the diuretic or increasing the volume or salt intake prior to initiation of treatment with low and progressive doses of ARCOSYL [®] . If it is not possible to discontinue the diuretic, the starting dose of ARCOSYL [®] can be reduced, and the patient should be closely observed for several hours following the initial dose and until blood pressure has stabilized. The rate and extent of perindopril absorption and elimination are not affected by concomitant diuretics. The bioavailability of perindoprilat was reduced by a diuretic, and this was associated with a decrease in plasma ACE inhibition. (see WARNINGS AND PRECAUTIONS and DOSAGE AND ADMINISTRATION).
Digoxin	C	A pharmacokinetic study has shown no effect on plasma digoxin concentration when coadministered with ARCOSYL [®] but an effect of digoxin on the plasma concentration of perindopril / perindoprilat has not been excluded.	
DDP-IV inhibitors (linagliptin, saxagliptin, sitagliptin)		Patients taking concomitant DDP-IV inhibitor therapy may be at increased risk for angioedema.	Caution should be used when initiating ARCOSYL [®] in patients already taking a DPP-IV inhibitor or <i>vice versa</i> (see WARNINGS AND PRECAUTIONS, General, Head and Neck Angioedema).
Dual blockade of the Renin-Angiotensin-System (RAS) with ACE inhibitors, ARBs or aliskiren-containing drugs	CT	Increased incidence of severe hypotension, renal failure, and hyperkalemia.	Dual Blockade of the Renin-Angiotensin-System (RAS) with ACE inhibitors, ARBs or aliskiren-containing drugs is contraindicated in patients with diabetes and/or renal impairment, and is generally not recommended in other patients (see CONTRAINDICATIONS and WARNINGS AND PRECAUTIONS, Dual Blockade of the Renin-Angiotensin-System (RAS)).
Estramustine		Risk of increased adverse effects such as angioneurotic oedema (angioedema)	Use with caution when ARCOSYL [®] is co-administered with estramustine.
Extracorporeal treatments		Extracorporeal treatments leading to contact of blood with negatively charged surfaces such as dialysis or haemofiltration with certain high-flux membranes (<i>e.g.</i> polyacrylonitril membranes) and low density lipoprotein apheresis with dextran sulphate due to increased risk of severe anaphylactoid reactions (see CONTRAINDICATIONS).	If such treatment is required, consideration should be given to using a different type of dialysis membrane or a different class of antihypertensive agent.
Gentamicin		Animal data have suggested the possibility of interaction between perindopril and gentamicin. However, this has not been investigated in human studies.	Co-administration of both drugs should proceed with caution.

Table 3 - Established or Potential Drug-Drug Interactions

Proper Name	Ref	Effect	Clinical Comment
Gold salts	CT	Nitritoid reactions (symptoms include facial flushing, nausea, vomiting and symptomatic hypotension) have been reported rarely in patients on therapy with injectable gold (sodium aurothiomalate) and concomitant ACE inhibitor therapy including perindopril.	Use with caution when ARCOSYL [®] is co-administered with gold salts.
Lithium	C	Increased serum lithium levels and symptoms of lithium toxicity have been reported in patients receiving concomitant lithium and ACE inhibitor therapy.	These drugs should be co-administered with caution and frequent monitoring of serum lithium levels is recommended. If a diuretic is also used, the risk of lithium toxicity may be further increased.
mTOR inhibitors (e.g. sirolimus, everolimus, temsirolimus)		Patients taking concomitant mTOR inhibitors may be at increased risk for angioedema.	Caution should be used when initiating ARCOSYL [®] in patients already taking mTOR inhibitors or <i>vice versa</i> (see WARNINGS AND PRECAUTIONS, Head and Neck Angioedema).
Non-steroidal anti-inflammatory drugs (NSAIDs) including aspirin ≥ 3g/day		The administration of a NSAID may reduce the antihypertensive effect of ACE inhibitors. NSAIDs also exert an additive effect on the increase in serum potassium and may result in a deterioration of renal function.	These effects are usually reversible. Rarely, acute renal failure may occur, especially in patients with compromised renal function such as those who are elderly or dehydrated.
Neutral endopeptidase inhibitor		ACE inhibitors are known to cause angioedema. This risk may be elevated when used concomitantly with a neutral endopeptidase inhibitor	Caution should be used when initiating ARCOSYL [®] in patients already taking a neutral endopeptidase inhibitor or <i>vice versa</i> (see WARNINGS AND PRECAUTIONS, General, Head and Neck Angioedema).
Sympathomimetics		Sympathomimetics may reduce the antihypertensive effects of ACE inhibitors.	Use with caution when ARCOSYL [®] is co-administered with sympathomimetics
Tricyclic antidepressants / Antipsychotic / Anesthetics		Concomitant use of certain anesthetics, tricyclic antidepressants and antipsychotics with ACE inhibitors may result in further reduction of blood pressure.	Use with caution when ARCOSYL [®] is co-administered with these drugs

Legend: C= Case Study; CT= Clinical Trial; T= Theoretical

Drug-Food Interactions

The presence of food in the gastrointestinal tract does not affect the rate or extent of perindopril absorption. However the extent of biotransformation of perindopril to perindoprilat is reduced resulting in a decrease of perindoprilat bioavailability by 35%. Food interaction for perindopril arginine has not been investigated. Comparative bioavailability between perindopril erbumine and perindopril arginine has been shown in subjects in fasting state only. Therefore it is recommended that ARCOSYL[®] be taken before a meal.

Drug-Herb interactions

Interactions with herbal products have not been established.

Drug-Laboratory Interactions

Interactions with laboratory products / methods have not been established.

Drug-Lifestyle Interactions

Lifestyle interactions have not been established.

DOSAGE AND ADMINISTRATION

Dosing considerations

Dosage of ARCOSYL[®] (perindopril arginine) must be individualized and adjustment is required in the elderly, and in case of renal impairment.

Recommended Dose and Dosage Adjustment

- **Hypertension**

Initiation of therapy requires consideration of recent antihypertensive drug treatment, the extent of blood pressure elevation and salt restriction. The dosage of other antihypertensive agents being used with ARCOSYL[®] may need to be adjusted. The presence of food in the gastrointestinal tract reduces the bioavailability of perindoprilat.

Monotherapy: The recommended initial dose of ARCOSYL[®], in patients not on diuretics, is 5 mg once daily. Dosage should be adjusted according to blood pressure response, generally at intervals of at least 2 weeks. The usual maintenance dose is 5 to 10 mg daily administered in a single daily dose. No additional blood pressure lowering effects were achieved with doses greater than 10 mg daily.

In some patients treated once daily, the antihypertensive effect may diminish towards the end of the dosing interval. This can be evaluated by measuring blood pressure just prior to dosing to determine whether satisfactory control is maintained for 24 hours. If it is not, either twice daily administration with the same total daily dose, or an increase in dose should be considered. If blood pressure is not controlled with ARCOSYL[®] alone, a diuretic may be added. After the addition of a diuretic, it may be possible to reduce the dose of ARCOSYL[®].

Concomitant Diuretic Therapy: Symptomatic hypotension occasionally may occur following the initial dose of ARCOSYL[®] and is more likely in patients who are currently being treated with a diuretic. The diuretic should, if possible, be discontinued for 2 or 3 days before beginning therapy with ARCOSYL[®] to reduce the likelihood of hypotension (see [WARNINGS AND](#)

PRECAUTIONS). If the diuretic cannot be discontinued, an initial dose of 2.5 mg ARCOSYL[®] should be used with careful medical supervision for several hours and until blood pressure has stabilized. The dosage of ARCOSYL[®] should subsequently be titrated to the optimal response.

The Elderly: In the elderly, treatment should begin with a 2.5 mg dose in the morning. If necessary, after 1 month of treatment this dose can be increased to 5 mg daily and then to 10 mg depending on renal function given in 1 or 2 divided doses.

Congestive Heart Failure

ARCOSYL[®] is generally used in conjunction with a diuretic and, where appropriate, a digitalis glycoside in patients with congestive heart failure. Therapy should be initiated under close medical supervision. Blood pressure and renal function should be monitored, both before and during treatment with perindopril because severe hypotension and, more rarely, consequent renal failure have been reported (see **WARNINGS AND PRECAUTIONS**).

Initiation of therapy requires consideration of recent diuretic therapy and the possibility of severe salt / volume depletion. If possible, the dose of diuretic should be reduced before beginning treatment. Serum potassium should also be monitored (see **DRUG INTERACTIONS, Drug-Drug Interactions**).

The recommended initial dose is 2.5 mg once daily taken in the morning under close medical supervision. The dose may, in most instances, be increased to 5 mg once daily (once blood pressure acceptability has been demonstrated). The usual effective dose in clinical trials was 5 mg/day administered as a single dose. Dose titration may be performed over a 2- to 4-week period.

The Elderly: No special dosage recommendation is required for elderly patients with congestive heart failure.

- **Hypertensive and/or post-MI patients with stable coronary artery disease**

In patients with hypertension and stable coronary artery disease or in post-myocardial infarction patients with coronary artery disease, ARCOSYL[®] (perindopril arginine) should be given at an initial dose of 5 mg once daily for 2 weeks, and then increased as tolerated, to a maintenance dose of 10 mg once daily, preferably to be taken early in the morning. In these patients, ARCOSYL[®] should be administered as add-on to the conventional treatment, such as platelet inhibitors, beta blockers, lipid-lowering agents, nitrates, calcium channel blockers or diuretics.

The Elderly: In elderly patients (> 70 years), ARCOSYL[®] should be given as a 2.5 mg dose once daily in the first week, followed by 5 mg once daily in the second week and 10 mg once daily for maintenance dose if tolerated.

Renal Impairment

In case of renal impairment, the dosage of ARCOSYL[®] must be adjusted based on creatinine clearance. The following dosages are recommended:

Creatinine clearance	Recommended dosage
≥ 60 ml/min (normal value)	5 mg per day (the daily dosage should not exceed 10 mg)
Between 30 and 60 ml/min	2.5 mg per day
Between 15 and 30 ml/min	2.5 mg every other day
Haemodialysed patients < 15 ml/min	2.5 mg on the day of dialysis (the dose should be taken after dialysis)

In these patients, normal medical follow up includes periodic assessment of potassium and creatinine levels.

Missed Dose

If a dose is missed, a double dose should not be taken, but just carry on with the next dose at the normal time.

Administration

It is recommended that ARCOSYL[®] is taken once daily in the morning before a meal.

ARCOSYL[®] tablets should be swallowed whole with water.

ARCOSYL[®] orodispersible tablets should be placed on the tongue for disintegration and swallowed with saliva. Alternatively, patients can disperse the tablet in a glass of water and drink the resulting suspension.

OVERDOSAGE

Limited data are available regarding overdosage of ARCOSYL[®] (perindopril arginine) in humans. The most likely clinical manifestation would be symptoms attributable to severe hypotension. In the case of overdosage, gastric washout and intravenous infusion of a normal saline solution are recommended.

However, of the two cases reported in the perindopril clinical trials, one (dosage unknown) required ventilation assistance and the other developed hypothermia, circulatory arrest, and subsequently died, following ingestion of up to a dose equivalent to 221.21 mg of ARCOSYL[®] (perindopril arginine). Thus, intervention in ARCOSYL[®] overdosage may require vigorous support.

ARCOSYL[®] can be removed by hemodialysis, with clearances of about 52 ml/min for perindopril and 67 ml/min for perindoprilat, the active metabolite (see [ACTIONS AND CLINICAL PHARMACOLOGY - Special populations and conditions – Renal insufficiency](#)).

FOR MANAGEMENT OF A SUSPECTED DRUG OVERDOSE,
CONTACT YOUR REGIONAL POISON CONTROL CENTER

ACTION AND CLINICAL PHARMACOLOGY

Mechanism of Action

ARCOSYL[®] (perindopril arginine) is a nonsulphydryl angiotensin converting enzyme (ACE) inhibitor which is used in the treatment of hypertension and mild to moderate congestive heart failure. Following oral administration, ARCOSYL[®] is rapidly hydrolysed to perindoprilat, its principal active metabolite.

Angiotensin-converting enzyme catalyses the conversion of angiotensin I to the vasoconstrictor substance, angiotensin II. Angiotensin II also stimulates aldosterone secretion by the adrenal cortex.

Inhibition of ACE activity leads to decreased levels of angiotensin II, thereby resulting in decreased vasoconstriction and decreased aldosterone secretion. The latter change may result in a small increase in serum potassium (see [WARNINGS AND PRECAUTIONS - Hyperkalemia and agents increasing serum potassium](#)). Decreased levels of angiotensin II and the accompanying lack of negative feedback on renal renin secretion results in increases in plasma renin activity.

ACE is identical to kininase II. Thus, perindopril arginine administration may interfere with the degradation of the vasodepressor peptide bradykinin. It is not known whether this effect contributes to the therapeutic activity of ARCOSYL[®].

The mechanism through which ARCOSYL[®] lowers blood pressure appears to result primarily from suppression of the RAAS.

Pharmacodynamics

In most patients with mild to moderate essential hypertension, daily administration of perindopril at a dose equivalent of 5 to 10 mg of ARCOSYL[®], results in a reduction of both supine and standing blood pressure with little or no effect on heart rate. Antihypertensive activity commences within 1 hour with peak effects usually achieved by 4 to 6 hours after dosing. At recommended doses given once daily, antihypertensive effects persist over 24 hours. The blood pressure reductions observed at trough plasma concentration were 75-100 % of peak effects.

When once and twice daily dosing were compared, the twice daily regimen was slightly superior, but by no more than about 0.5 to 1.0 mmHg. Abrupt withdrawal of perindopril has not been associated with a rapid increase in blood pressure.

In studies carried out in patients with mild to moderate essential hypertension, the reduction in blood pressure was accompanied by a reduction in peripheral resistance with no change in glomerular filtration rate. When ARCOSYL[®] is given together with thiazide like diuretics, the antihypertensive effects are synergistic.

In uncontrolled studies in patients with insulin-dependent diabetes, perindopril did not appear to affect glycemic control. In long term use in this population, no effect on urinary protein excretion was seen.

Administration of perindopril to patients with congestive heart failure reduces cardiac work by a decrease in preload and afterload. Clinical trials have demonstrated that perindopril decreases left and right ventricular filling pressures, reduces total peripheral vascular resistance, increases cardiac output with an improved cardiac index, and increases muscular regional blood flow. The exercise tolerance of these patients is improved and is associated with an improvement of clinical symptomatology. At the recommended doses, the hemodynamic effects are maintained throughout the 24-hour dosing interval in most patients.

In controlled studies versus placebo and other ACE inhibitors, the first administration of perindopril at a dose equivalent to 2.5 mg of perindopril arginine, in patients with mild-moderate heart failure was not associated with any significant reduction in blood pressure as compared to placebo.

The efficacy of perindopril erbumine in reduction of cardiovascular risk in hypertension or post-myocardial infarction was based on one mortality / morbidity study (EUROPA trial, see [CLINICAL TRIALS](#)).

Pharmacokinetics

Perindopril arginine is a nonsulphydryl angiotensin converting enzyme (ACE) inhibitor. Following oral administration, perindopril arginine is rapidly hydrolysed to perindoprilat, its active metabolite. The clearance of perindoprilat and other metabolites is primarily by the renal pathway.

Table 4a: Summary of perindopril and perindoprilat pharmacokinetic parameters following repeated oral administrations of three doses of perindopril arginine salt in healthy male volunteers (C_{max} - T_½ - AUC)

		C_{max} (ng/mL) Mean +/- SD	T_½ (h) Mean +/- SD	AUC_{24h} (ng.h/L) Mean +/- SD
2.5 mg of perindopril arginine	Perindopril	15.0 +/-3.7	0.42 +/-0.08	17.0 +/-3.5
	Perindoprilat	3.8 +/-0.9	ND	52.0 +/-7.7
5 mg of perindopril arginine	Perindopril	26.0 +/-3.3	0.45 +/-0.09	34.0 +/-6.9
	Perindoprilat	8.3 +/-2.7	ND	81 +/-16
10 mg of perindopril arginine	Perindopril	61 +/-13	0.42 +/-0.04	69 +/-14
	Perindoprilat	16.0 +/-5.3	ND	127 +/-23

ND: not determined; baseline corrected

Table 4b: Summary of perindopril and perindoprilat pharmacokinetic parameters: population pharmacokinetics combined analysis (Clearance, central volume and peripheral volume)

	Clearance (mL/min)	Central volume (L)	Peripheral volume (L)
Perindopril	367	13	7.2
Perindoprilat	167	32	93

Table 4c: Summary of perindopril and perindoprilat pharmacokinetic parameters following one single oral administration of orodispersible perindopril arginine salt in healthy volunteers (C_{max}, T_½, AUC).

		C_{max} (ng/mL) Mean +/- SD	T_½ (h) Mean +/- SD	AUC_t (ng.h/L) Mean +/- SD
10 mg of perindopril arginine	Perindopril	70.0 +/- 22.9	0.63 +/- 0.09	80 +/- 22
	Perindoprilat	14.0 +/- 7.1	95.2 +/- 19.5	248 +/- 63

t: to 144 or 168 hours

Absorption

After oral administration of perindopril arginine, perindopril is rapidly absorbed with peak plasma concentrations occurring at about 1 hour, with a bioavailability of 24 %.

Following absorption, perindopril is converted into perindoprilat, its active metabolite, with a mean bioavailability of 25 %. The peak plasma concentration of perindoprilat is reached in about 4 hours after oral administration of perindopril arginine.

The presence of food in the gastrointestinal tract does not affect the rate or extent of perindopril absorption after oral administration of perindopril erbumine. However the extent of biotransformation of perindopril to perindoprilat is reduced resulting in a decrease of perindoprilat bioavailability by 35%. Food interaction for perindopril arginine has not been investigated. Comparative bioavailability between perindopril erbumine and perindopril arginine has been shown in subjects in fasting state only. Therefore it is recommended that ARCOSYL[®] is taken before a meal.

Distribution

Plasma protein binding of perindoprilat is low (10 to 35%), the binding is concentration dependent due to the saturable binding of perindoprilat to the circulating angiotensin-converting enzyme. The volume of distribution is approximately 0.5 l/kg for unbound perindoprilat.

Metabolism

Perindopril is extensively metabolised following oral administration, with only 4 to 12 % of the dose recovered unchanged in the urine. Six metabolites have been identified. They include perindoprilat, the active form, and five others that do not possess appreciable therapeutic activity (perindopril glucuronide, perindoprilat glucuronide, a perindopril lactam, and two perindoprilat lactams).

The 2 main circulating metabolites of perindopril are perindoprilat and perindoprilat glucuronide.

Two different pathways identified and quantified for perindoprilat formation are the pre-systemic (first pass effect) and systemic hydrolysis of perindopril. Perindopril is indeed sensitive to a pre-systemic first-pass effect, accounting for 63 % of the perindoprilat formation. The systemic hydrolysis of perindopril into perindoprilat accounts for the remaining 37 % left.

Excretion

The clearance of perindoprilat and other metabolites is primarily by the renal pathway. The systemic clearance of perindopril (367 ml/min) can be split into 39 % leading to perindoprilat formation and 61 % to renal excretion or other biotransformations.

The terminal plasma half-life of perindopril is very short (1.2 h), thus leading to no accumulation with a once daily oral dosing regimen. The terminal plasma half-life of unbound perindoprilat is about 17 hours, resulting in a steady state within 3 days.

Special Populations and Conditions

Pediatrics

The safety and effectiveness of ARCOSYL[®] in children have not been established. Its use in this age group, therefore, is not recommended.

Geriatrics

In a pharmacokinetic study with single dose administration, mean peak plasma concentrations of perindoprilat were significantly higher in elderly healthy volunteers (32.5 ng/ml) than in younger volunteers (13.5 ng/ml) due to both higher bioavailability and reduced renal clearance in this group.

Single and multiple dose pharmacokinetics of perindopril were evaluated in a study of elderly hypertensive patients (72 to 91 years of age), C_{max} and AUC were found to be approximately two-fold higher than in healthy younger subjects. The higher concentrations of perindoprilat observed in these patients were reflected in greater ACE inhibition (see [WARNINGS AND PRECAUTIONS - Geriatrics](#) and [DOSAGE AND ADMINISTRATION - Dosage adjustment](#)).

Gender

The effectiveness of ARCOSYL[®] was not influenced by gender.

Race

The blood pressure lowering effects of angiotensin converting enzyme (ACE) inhibitors generally are lower in black persons than Caucasian patients. The cardiovascular benefits of ACE inhibitors, in terms of risk reduction in coronary artery disease, have not been extensively studied in blacks.

Hepatic insufficiency

The bioavailability of perindoprilat is increased in patients with impaired hepatic function. Plasma concentrations in patients with hepatic impairment were about 50 % higher than those observed in healthy subjects or hypertensive patients with normal liver function.

Renal insufficiency

In patients with renal insufficiency, perindoprilat AUC increases with decreasing renal function. At creatinine clearances of 30-80 ml/min, AUC is about double that of 100 ml/min. When creatinine clearance drops below 30 ml/min, AUC increases more markedly. Therefore the dosage of ARCOSYL[®] should be adjusted in patients with a creatinine clearance below 30 ml/min.

Perindopril, and its active metabolite perindoprilat, are dialysable. In a limited number of patients studied, perindopril hemodialysis clearance ranged from 41.7 to 76.7 ml/min (mean 52.0 ml/min). Perindoprilat hemodialysis clearance ranged from 37.4 to 91.0 ml/min (mean 67.2 ml/min).

Heart failure

Patients with heart failure have reduced perindoprilat clearance, which may result in a dose interval AUC that is increased up to 40 % which should lead to an initial reduction of perindopril dosage.

Genetic polymorphism

Pharmacokinetics differences due to genetic polymorphism have not been studied.

STORAGE AND STABILITY

Store between 15°C – 30°C.




SPECIAL HANDLING INSTRUCTIONS

No special requirements.

DOSAGE FORMS, COMPOSITION AND PACKAGING

Dosage form

ARCOSYL[®] (perindopril arginine) film-coated tablets:

- **2.5 mg:** Each white, round convex film-coated tablet contains: perindopril arginine 2.5 mg.
- **5 mg:** Each light green, rod shaped, film-coated tablet engraved with  on one face and scored on both edges contains: perindopril arginine 5 mg.
- **10 mg:** Each green, round, biconvex, film-coated tablet, engraved with  on one face and  on the other face contains: perindopril arginine 10 mg.

ARCOSYL[®] (perindopril arginine) orodispersible tablets:

- **5 mg:** each white, round, orodispersible tablet contains: perindopril arginine 5 mg
- **10 mg:** each white, round, orodispersible tablet contains: perindopril arginine 10 mg.

Composition

ARCOSYL® (perindopril arginine) film-coated tablets:

2.5 mg tablets

Active principle: Perindopril arginine

Excipients:

- Tablet: Hydrophobic colloidal silica, lactose monohydrate, magnesium stearate, maltodextrin, sodium starch glycolate (type A)
- Film-coating: Macrogol 6000, Premix for white colour coating [glycerol, hypromellose, magnesium stearate, titanium dioxide (E171)]

5 mg tablets

Active principle: Perindopril arginine

Excipients:

- Tablet: Hydrophobic colloidal silica, lactose monohydrate, magnesium stearate, maltodextrin, sodium starch glycolate (type A)
- Film-coating: Macrogol 6000, Premix for light-green colour coating [glycerol, hypromellose, chlorophyllin (E141ii), magnesium stearate, titanium dioxide (E171)]

10 mg tablets

Active principle: Perindopril arginine

Excipients:

- Tablet: Hydrophobic colloidal silica, lactose monohydrate, magnesium stearate, maltodextrin, sodium starch glycolate (type A)
- Film-coating: Macrogol 6000, Premix for green colour coating [glycerol, hypromellose, chlorophyllin (E141ii), magnesium stearate, titanium dioxide (E171)]

ARCOSYL® (perindopril arginine) orodispersible tablet:

5 mg tablets

Active principle: Perindopril arginine

Excipients:

- Tablet: Acesulfame potassium (E950), Aspartame (E951), Magnesium stearate (E470B), Silica colloidal anhydrous (E551), Spray-dried lactose starch compound.

10 mg tablets

Active principle: Perindopril arginine

Excipients:

- Tablet: Acesulfame potassium (E950), Aspartame (E951), Magnesium stearate (E470B), Silica colloidal anhydrous (E551), Spray-dried lactose starch compound.

Packaging

ARCOSYL® (perindopril arginine) film-coated tablets are available in bottles containing 30 film-coated tablets.

ARCOSYL® (perindopril arginine) orodispersible tablets are available in bottles containing 30 orodispersible tablets.

Not all pack sizes may be marketed.

PART II: SCIENTIFIC INFORMATION

PHARMACEUTICAL INFORMATION

Drug Substance

Proper name: Perindopril (INN)
Perindopril arginine (INN/M)

Chemical name: L-arginine (2S, 3aS, 7aS) -1 - [(2S) - 2-[[[(1S) - 1 - ethoxycarbonyl]butyl] amino] propanoyl] octahydro-1H-indole-2-carboxylate

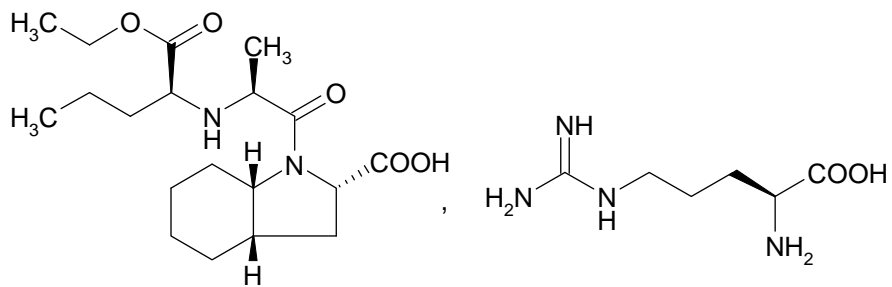
or as a synonym:

(2S, 3aS, 7aS) -1 - [(S) - N - [(S) - 1 - ethoxycarbonyl]butyl] alanyl] octahydro - 1H- indole-2-carboxylic acid, arginine salt

Molecular formula: C₁₉ H₃₂ N₂ O₅, C₆ H₁₄ N₄ O₂

Molecular weight: 368.47 (perindopril)/542.7 (perindopril arginine)

Structural formula:



Physicochemical properties: White to almost white powder, freely soluble in water and slightly insoluble in organic solvents.
The pH in aqueous solution (10 mg/mL) is 7.5.
The pKa value for the NH²⁺/NH pair is 5.66, and 3.50 for the COOH/COO⁻ pair.

CLINICAL TRIALS

Perindopril erbumine was first approved in France in 1988 and has been approved worldwide in 106 countries including European countries, USA and Japan. The efficacy and the safety of perindopril erbumine have also been established in a broad range of special patient populations.

Comparative Bioavailability Studies

First, the comparative bioavailability of perindopril arginine and erbumine salts was determined by administration of perindopril as two salts after single oral administrations: perindopril erbumine salt (4 x 2 mg) and perindopril arginine salt (10 mg) in healthy male volunteers.

Table 5 - Summary of patient demographics for comparative bioavailability study

Study #	Trial design	Dosage, route of administration and duration	Study subjects (n=number)	Mean age	Mean Body Mass Index (BMI)	Gender
CL1-06490-001-FRA	open- label randomised two period crossover study.	Perindopril erbumine: 2x 4mg tablets Perindopril arginine: 1x 10mg tablet. One single oral administration with a 8 days wash-out period.	Caucasian healthy volunteers n=36	31.3 +/- 9.6 years	23.3 +/- 1.7 kh/m ²	Male

The trial was performed as an open-label randomised two period crossover study, with a wash out period of at least 8 days between two single administrations periods. As linearity was established up to 8 mg and 10 mg for erbumine and arginine salts respectively, only one dose was chosen for the comparative bioavailability study (8 mg versus 10 mg).

Blood samples were collected at different times pre- and post-dosing (up to 120 h) to measure perindopril concentrations. A non-compartmental pharmacokinetic analysis was performed using the individual plasma concentration time profiles of perindopril-to determine C_{max} , T_{max} , AUC, AUC_t and $T_{1/2,z}$.

The data from Study CL1-06490-001-FRA demonstrated comparable bioavailability (AUC and C_{max}) between the two salts of perindopril (erbumine and arginine salts) for perindopril exposure. The mean AUC ratio was 96.3 % for perindopril (with CI limits of 92-100% which are inside the recommended range of 80-125 %) and the mean C_{max} ratio was 98.2 % for perindopril (which is inside the recommended range of 80-125 %).

Table 6: Summary of perindopril pharmacokinetic parameters results

Perindopril				
Single oral administration of 1 tablet of Perindopril arginine salt 10 mg and 2 tablets of Perindopril erbumine salt 4 mg from measured data Geometric Mean Arithmetic Mean (CV %)				
PARAMETER	Test *	Reference †	% Ratio of Geometric Means	90% Confidence Interval
AUC _T (ng.h/mL)	62.3 65.0 (29.3%)	64.9 67.2 (26.7%)	96.00%	92%-100%
AUC _I (ng.h/mL)	63.0 65.6 (28.9%)	65.7 67.9 (26.4%)	96.27%	92%-100%
C _{max} (ng/mL)	53.1 56.7 (36.5%)	54.1 58.6 (36.8%)	98.23%	88%-109%
T _{max} § (h)	0.75 (0.5-2)	0.75 (0.5-3)		
T _{1/2} € (h)	0.80 (23.6%)	0.77 (20.0%)		

* Perindopril arginine 10 mg (S 6490)

† Perindopril erbumine 2 x 4 mg (S 9490)

§ Expressed as median (range)

€ Expressed as the arithmetic mean (CV%)

Secondly, the comparative bioavailability of the orodispersible perindopril arginine salt and the perindopril erbumine salt was determined by administration of perindopril as two salts after single oral administrations: perindopril erbumine salt (8 mg) and orodispersible perindopril arginine salt (10 mg) in healthy male volunteers (PKH-90652-003).

Table 7: Summary of patient demographics for bioequivalence study

Study	Trial design	Dosage, route of administration and duration	Study subjects (n=number)	Mean age	Mean Body Mass Index (BMI)	Gender
PKH-90652-003	A phase I, open, randomised, two period crossover study.	Perindopril erbumine: 8 mg tablets Perindopril arginine: 10 mg orodispersible tablets One single oral administration with a two-week wash-out period.	Caucasian healthy volunteers n=36	26.8 +/- 6.5 years	22.4 +/-2.5 kg/m ²	Male

The trial was performed as an open-label randomised 2 period cross over study, with a 2 week wash-out between the 2 single administrations periods. As linearity was established up to 8 mg and 10 mg for perindopril erbumine and perindopril arginine salts respectively, only one dose was chosen for the comparative bioavailability study (8 mg versus 10 mg).

Blood samples were collected at different times pre- and post-dosing (up to 120 h) to measure perindopril and perindoprilat concentrations.

A non-compartmental pharmacokinetic analysis was performed using the individual plasma concentration time profiles of perindopril to determine C_{max} , T_{max} , AUC, AUC_t and $T_{1/2,z}$.

The data from Study PKH-90652-003 demonstrated comparable bioavailability (AUC and C_{max}) between the two salts of perindopril (erbumine and arginine salts) for perindopril exposure. The mean AUC ratio was 108.0 % for perindopril (with CI limits of 104-112 % which are inside the recommended range of 80-125 %) and the mean C_{max} ratio was 108 % (which is inside the recommended range of 80-125 %).

Table 8: Summary of perindopril pharmacokinetic parameters results

Perindopril				
Single oral administration of 1 orodispersible tablet of Perindopril arginine salt 10 mg and 1 tablet of Perindopril erbumine salt 8 mg from measured data Geometric Mean Arithmetic Mean (CV %)				
Parameter	Test *	Reference †	% Ratio of Geometric Means	90% Confidence Interval
AUC _T (ng.h/ml)	77.3 79.9 (28 %)	71.8 74.0 (26 %)	108 %	104 % - 112 %
AUC _I (ng.h/ml)	78.1 80.7 (27 %)	72.5 74.7 (26 %)	108 %	104 % - 112 %
C _{max} (ng/ml)	66.6 70.0 (33 %)	61.6 64.0 (31 %)	108 %	100 % - 117 %
T _{max} § (h)	0.75 (0.5 – 2.5)	0.75 (0.5 – 1.5)		
T _{1/2} € (h)	0.63 (14.9%)	0.63 (16.3%)		

* Perindopril arginine 10 mg (S 90652)

† Perindopril erbumine 8 mg (S 9490)

§ Expressed as median (range)

€ Expressed as the arithmetic mean (CV%)

Hypertension

Study demographics and trial design

The efficacy of perindopril erbumine in mild to moderate essential hypertension was demonstrated in two multicenter, double-blind, placebo-controlled U.S. studies (protocols PB and PC).

Table 9 - Summary of patient demographics for pivotal US clinical trials in mild to moderate essential hypertension

Study	Trial Design	Dosage, Route of Administration, Duration	# Study subjects (randomized)	Mean age [range]	Gender (%) M/F
Protocol PB	Randomized, double-blind, placebo-controlled, parallel groups study preceded by a 4-week single-blind placebo run-in period	Placebo or	293		57.3/42.7
		Perindopril erbumine	(Efficacy: 258)		
		o.d. 2mg, 4mg, 8mg, or 16mg	Placebo: 58	53.1 [30-71]	
		Oral route	Per 2mg: 62	51.1 [29-74]	
		dose adjustment	Per 4mg: 57	56.3 [32-76]	
Protocol PC	Randomized, double-blind, parallel groups dose-ranging forced titration study preceded by a 4-week single-blind placebo run-in period	12 weeks	Per 8mg: 59	51.2 [26-78]	
		24-month open extension	Per 16mg: 57	51.2 [24-73]	
		Placebo or	289		63.0/37.0
		Perindopril erbumine 4 to 16mg/day	Placebo: 59	51.0 [23-72]	
		once- or twice-daily dosing	once-a-day: 117	55.0 [27-82]	
Oral route	twice-a-day: 113	53.0 [22-79]			
Forced titration every 4 wks					
16 weeks					
24-month open extension					

Efficacy results

The efficacy results from the 2 multicenter, double-blind, placebo-controlled U.S. studies (protocols PB and PC) evaluating the use of perindopril erbumine in patients with mild to moderate essential hypertension is presented in Table 10. In study PB, the blood pressure (BP) results are provided both at trough (measurements taken prior to dosing) and at peak (measurements taken 6 hrs post-dosing), while in study PC, only the trough (measurements taken

prior to dosing) measurements of BP were collected. For both studies, the BP measurements were taken in the supine position.

Table 10 - Efficacy results for primary endpoints of pivotal placebo-controlled US clinical trials in mild to moderate essential hypertension

	Trough BP measurements				Peak BP measurements				T/P ratio
	Baseline mean	Final visit mean	Mean change at final visit	BP variation Perindopril placebo-subtracted	Baseline mean	Final visit mean	Mean change at final visit	BP variation Perindopril placebo-subtracted	Variation at Trough / Variation at Peak
	mmHg	mmHg	mmHg	mmHg	mmHg	mmHg	mmHg	mmHg	%
Study PB									
Systolic BP									
Placebo	151.5	152.2	0.7	—	153.8	150.9	-2.9	—	—
Per 2	153.6	150.9	-2.7	-3.4	154.7	147.2	-7.5	-4.6	73.9
Per 4	153.8	149.1	-4.7	-5.4	154.1	144.9	-9.2 ¹	-6.3	85.7
Per 8	152.5	141.3	-11.2 ¹	-11.9	153.0	137.1	-15.9 ¹	-13.0	91.5
Per 16	154.2	144.6	-9.6 ¹	-10.3	154.6	139.1	-15.5 ¹	-12.6	81.7
Diastolic BP									
Placebo	99.5	97.7	-1.8	—	99.6	94.8	-4.8	—	—
Per 2	99.3	94.8	-4.5	-2.7	100.4	93.2	-7.2	-2.4	112.5
Per 4	101.2	95.3	-5.9 ¹	-4.1	99.8	91.4	-8.4 ¹	-3.6	113.9
Per 8	100.2	92.3	-7.9 ¹	-6.1	100.1	89.0	-11.1 ¹	-6.3	96.8
Per 16	100.0	92.7	-7.3 ¹	-5.5	99.1	86.9	-12.2 ¹	-7.4	74.3
Study PC									
Systolic BP									
Placebo	152.8	154.6	1.8	—	NM	NM	—	—	—
Per 4-16 mg/d OD	155.8	144.8	-11.0 ¹	-12.8	NM	NM	—	—	—
Per 4-16 mg/d BID	151.8	140.4	-11.4 ¹	-13.2	NM	NM	—	—	—
Diastolic BP									
Placebo	100.5	97.9	-2.6	—	NM	NM	—	—	—
Per 4-16 mg/d OD	100.3	92.1	-8.2 ¹	-5.6	NM	NM	—	—	—
Per 4-16 mg/d BID	99.5	90.9	-8.6 ¹	-6.0	NM	NM	—	—	—

1. Statistically significant difference between perindopril and placebo ($p \leq 0.05$)
 NM Not measured – Blood pressure measurements at peak were not taken in Study PC.
 OD Once-a-day
 BID Twice-a-day

Congestive Heart Failure

Study demographics and trial design

The efficacy of perindopril erbumine in Congestive Heart Failure was based on 2 pivotal studies (NP00032 and NP05251) in the form of multicentre, randomized, double-blind placebo controlled studies in addition to the usual background therapy.

Table 11 - Summary of patient demographics for clinical trials in the indication of Congestive Heart Failure

Study	Trial design	Dosage, route of administration and duration	# Study subjects (randomized)	Mean age [range] in years	Gender (M/F)
NP00032	Multicentre, randomized, double-blind placebo-controlled, parallel group study	Perindopril erbumine 2 mg then 4 mg (once-a-day), per os, baseline: diuretic or diuretic + digitalis therapy, 3 months	Perindopril: 61 Placebo: 64	59.5 ± 0.8 [37-75]	75.2/24.8
NP05251	Multicentre, randomized, double-blind placebo-controlled, parallel group study	Perindopril erbumine 2 mg then 4 mg (once-a-day), per os, baseline: diuretic or diuretic + digitalis therapy, 6 months	Perindopril: 106 Placebo: 106	57.2 ± 10.2 [18-77]	80.2/19.8

Efficacy results

The **first pivotal trial (Report NP00032)** was a phase III, multicentre, double-blind placebo controlled study. The aim of this trial was to assess the efficacy and the safety of perindopril erbumine (2-4 mg) once a day for 3 months, in 125 outpatients with chronic congestive heart failure (CHF) receiving baseline diuretic treatment with or without digitalis. Sixty-one (61) patients were randomly assigned to the perindopril group and 64 to the placebo group.

The main efficacy criterion was the number of patients with success on global efficacy assessment. Success was defined as the combination of the following items: improvement in overall HF severity score between Visit 0 (day 1) and visit 3 (day 90); increase in exercise test duration ≥ 10 % between Visit 0 and Visit 3; stability of decrease in diuretic and/or digitalis dosing-regimen; no parenteral administration of diuretics or nitrates, no study premature discontinuation for the following reasons: patients death, adverse reaction, poor study drug compliance, patient lost to follow-up. Incomplete combinations of these items were considered as failures. The secondary efficacy criteria were Visit 3 / Visit 0 evolutions in NYHA functional

classes, overall HF severity scores, exercise test durations, cardiothoracic ratios (C/T) on chest X ray.

Concerning the efficacy results of the main criterion, the numbers (and percentages) of patients with success were 56 % (34 out of 61) and 31 % (20 out of 64) in perindopril and placebo groups respectively. This difference was statistically significant (p=0.006).

The safety assessment was obtained from numbers of patients with adverse events (AE) leading to study discontinuation, numbers of patients experiencing one or more AE (spontaneous and post-questioning complaints, except those already present on baseline records) and numbers of patients with clinically significant changes from baseline laboratory results.

This 3-month double-blind placebo controlled study showed that perindopril erbumine (2-4 mg per os once a day) resulted in an improvement of clinical signs and symptoms in patients with chronic mild to moderate congestive heart failure receiving baseline diuretic and digitalis therapy. The clinical improvement was confirmed by an increase in exercise test duration and was associated with a good clinical and laboratory safety profile.

Table 12 - Efficacy results for primary and secondary endpoints of studies in the indication of Congestive Heart Failure

Endpoints	Associated value for perindopril	Associated value for placebo	p-value (FAS)
Study NP00032			
Change from baseline: Exercise test duration	Perindopril: +130 ± 19 sec	Placebo: +23 ± 19 sec	p < 0.001
Secondary endpoints:			
heart failure class	-0.6 ± 0.1	-0.2 ± 0.1	p = 0.017
total heart failure score	-3.1 ± 0.5	-0.5 ± 0.5	p < 0.001
cardiothoracic ratio	-0.023 ± 0.008	-0.006 ± 0.005	p = 0.071
Study NP05251			
Change from baseline: Exercise test duration	Perindopril: 75.4 ± 126.3 sec	Placebo: 46.9 ± 148.9 sec	P = 0.152
NYHA class III-IV patients only	106 ± 149 sec	1.2 ± 145 sec	P = 0.023

The **second pivotal trial (Report NP05251)** was also a phase III study. This trial entitled “Study of perindopril in chronic congestive heart failure. A six month multicenter double-blind study of perindopril versus placebo”. The aim of this study was to assess the efficacy and the safety of perindopril erbumine, 2-4 mg once a day for 6 months, in 212 outpatients with congestive heart failure (CHF) receiving baseline diuretic treatment with or without digitalis.

One hundred and six (106) patients were randomly assigned in the perindopril group and 106 to the placebo group.

The main efficacy criterion was the evolution of exercise test durations. The secondary efficacy criteria were: the evolution of overall HF severity scores and NYHA functional classes; the evolution of cardiothoracic ratios (C/T) on chest X ray; the evolution of left ventricular ejection fraction (LVEF), cardiac output (CO), maximal O₂ consumption (VO₂max) and anaerobic threshold; the number of patients with success on global efficacy assessment.

The improvement of exercise test durations was more favourable in the perindopril group compared to the placebo group but the difference did not reach statistical significance; increases in durations were respectively 84.4 (126.4 SD) and 55.0 (148.5 SD) seconds (p=0.21) according to PP analysis. The p value was 0.15 as per ITT analysis.

The safety assessment was obtained from numbers of patients with adverse events (AE) leading to study discontinuation, numbers of patients experiencing one or more AE (spontaneous complaints, except those already present on baseline records) and numbers of patients with clinically significant changes from baseline laboratory results.

This 6-month double-blind placebo controlled study carried out in 212 patients showed that perindopril erbumine (2-4 mg per os once a day) resulted in an improvement of clinical signs and symptoms in patients with chronic congestive heart failure receiving baseline diuretic or diuretic and digitalis therapy. This improvement was clearly demonstrated and statistically significant in more severe patients.

Hypertensive and/or Post-MI Patients with Stable Coronary Artery Disease

Study demographics and trial design

The efficacy of perindopril erbumine in reduction of cardiovascular risk in hypertension or post-myocardial infarction was based on one mortality / morbidity study (EUROPA trial, NP15314) which was a multicentre, randomized, double-blind placebo controlled study looking at perindopril erbumine in addition to conventional therapy such as platelet inhibitors, β-blockers, lipid lowering agents, nitrates, calcium channel blockers or diuretics.

Table 13 - Summary of patient demographics for clinical trials in the indication of Reduction of the cardiovascular risk in hypertension or post-myocardial infarction

Study #	Trial design	Dosage, Route of administration and duration	# Study subjects (randomized)	Mean age [range] in years	Gender (M/F)
Mortality morbidity study					
NP15314 (EUROPA trial)	Multicentre, randomized, double-blind placebo- controlled study	perindopril erbumine 2mg then 4mg then titrated up to a 8mg (once-a-day), per os in addition to conventional therapy, 4.2 years	Perindopril: 6110 Placebo: 6108	60.1 ± 9.3 [26-89]	85.4/14.6

The **EUROPEAN** trial **O**n reduction of cardiac events with **P**erindopril in stable coronary **A**rtery disease (EUROPA) study was conducted in 12,218 patients (98 % Caucasian) who had evidence of stable coronary artery disease without clinical heart failure. Patients had evidence of coronary artery disease documented by previous myocardial infarction more than 3 months before screening, coronary revascularisation more than 6 months before screening, angiographic evidence of stenosis (≥ 70 % stenosis in ≥ 1 major coronary arteries), or a positive stress test in men with a history of chest pain. After a run-in period of 4 weeks during which all patients received perindopril 2 mg to 8 mg, the patients were randomly assigned to perindopril 8 mg once daily (n=6,110) or matching placebo (n=6,108), in addition to conventional therapy. The mean follow-up was 4.2 years.

The study examined the long-term effects of perindopril on time to first event of cardiovascular mortality, nonfatal myocardial infarction, or resuscitated cardiac arrest in patients with hypertension and/or previous myocardial infarction having stable coronary artery disease. Hypertension was defined as BP $\geq 140/90$ mmHg, or being treated for hypertension, at baseline.

The mean age of patients was 60 years; 85 % were male. The majority of patients were hypertensive (58 %), had suffered a previous myocardial infarction (65 %), or both. 92 % were taking platelet inhibitors, 63 % were taking β -blockers, 56 % were taking lipid-lowering therapy, 43 % were on nitrates, 31 % were on calcium channel blockers, and 9 % on diuretics.

Efficacy results

The EUROPA study showed that perindopril significantly reduced the relative risk for the primary endpoint events (ARR= -1.9 %, Table 14). This beneficial effect is largely attributable to a reduction in the risk of nonfatal myocardial infarction. This beneficial effect of perindopril on the primary outcome, evident after about 1 year, became statistically significant after 3 years of

treatment (Figure 1). Systolic and diastolic blood pressure reduction was 4.9 ± 16.3 mmHg and 2.4 ± 8.7 mmHg more in the perindopril group compared to the placebo group throughout the study (Figure 2).

Table 14 - Primary Endpoint and Relative Risk Reduction

	Perindopril (N = 6,110)	Placebo (N = 6,108)	RRR [95% CI]	P
Combined Endpoint				
Cardiovascular mortality, nonfatal MI or cardiac arrest	488 (8.0%)	603 (9.9%)	20% [9 to 29]	0.0003
Component Endpoint				
Cardiovascular mortality	215 (3.5%)	249 (4.1%)	14% [-3 to 28]	0.107
Nonfatal MI	295 (4.8%)	378 (6.2%)	22% [10 to 33]	0.001
Cardiac arrest	6 (0.1%)	11 (0.2%)	46% [-47 to 80]	0.22

RRR: relative risk reduction; MI: myocardial infarction

CI = confidence interval

There were no significant differences in numbers of deaths between the groups (375 in the perindopril group and 420 deaths in the control group). However, 10 patients died during the open run-in period of the study, of whom 7 from cardiovascular causes, including stroke. A total of 795 patients (out of 12,230; 6.5%) died during the study, 464 of the 795 died (58%) from a cardiovascular cause.

The outcome was similar across all predefined subgroups by age, underlying disease or concomitant medication (Figure 3).

Figure 1 - Time to First Occurrence of Primary Endpoint

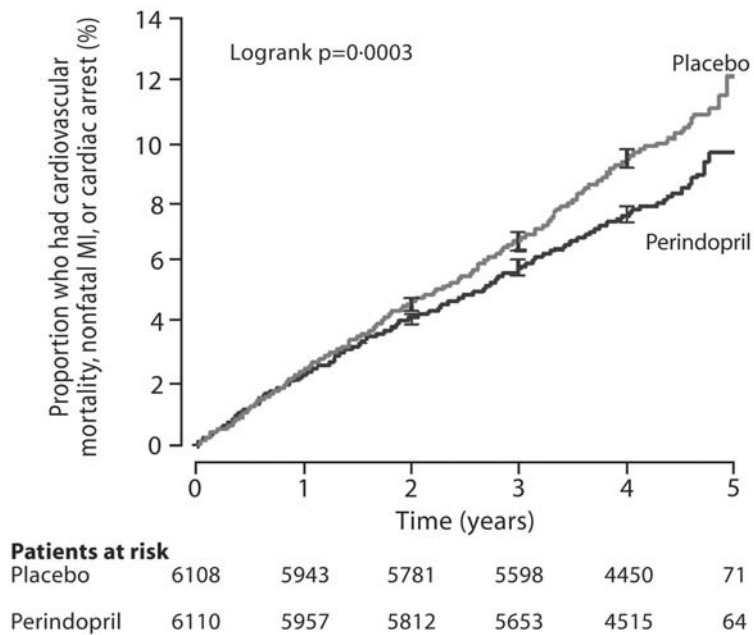


Figure 2 - Systolic and Diastolic Blood Pressure for the perindopril and placebo Treatment Arms (Double-blind treatment period)

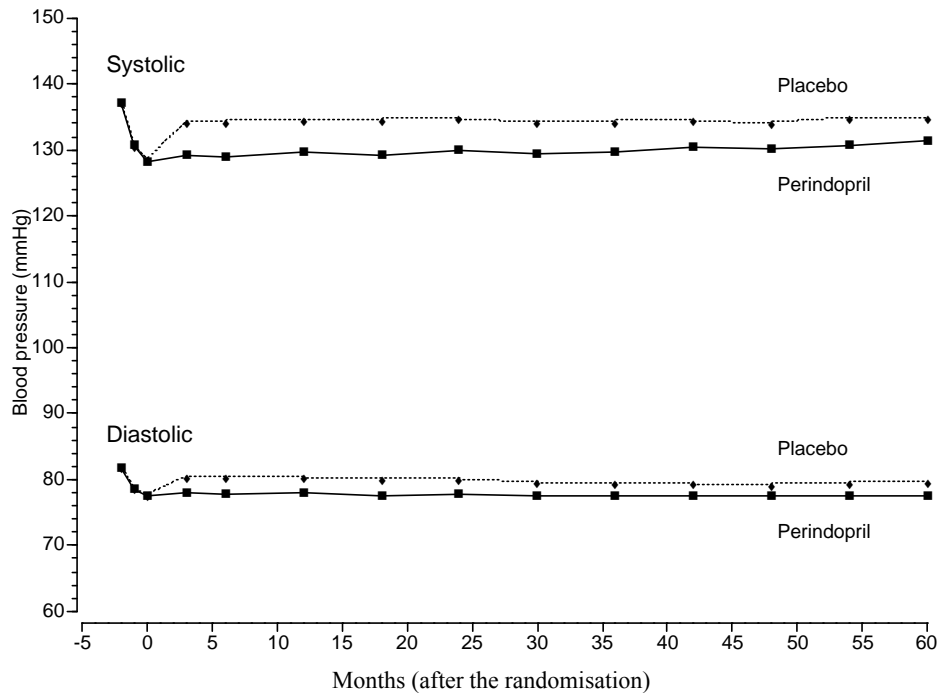
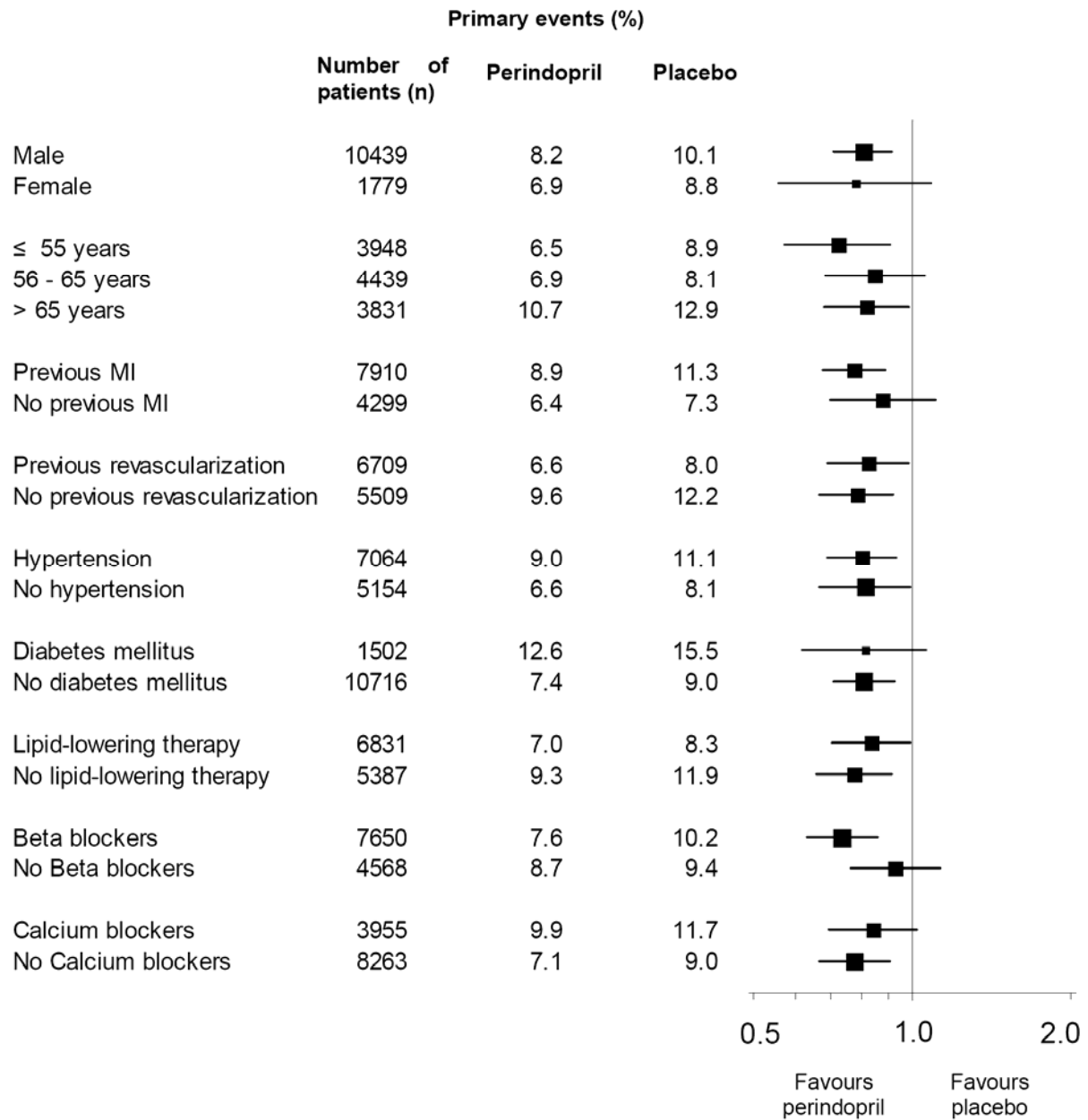


Figure 3 - Effect of Treatment with perindopril in Predefined Subgroups



DETAILED PHARMACOLOGY

Mechanism of action

In Vitro Studies:

Perindopril was shown to be an inhibitor of angiotensin converting enzyme (ACE) in both plasma and tissue. Perindoprilat, the diacid form of perindopril, exhibited greater inhibition of ACE activity than perindopril ($IC_{50} = 2 \times 10^{-9}M$ and $800 \times 10^{-9}M$ respectively). The active diacids of perindopril (perindoprilat) and ramipril (ramiprilat) proved to possess a similar inhibitory potency against rat plasma converting enzyme ($IC_{50} = 2$ to $3 \times 10^{-9}M$). Both diacids were more active than enalaprilat or captopril ($IC_{50} = 1$ to $6 \times 10^{-8}M$).

In Vivo Studies:

Following oral dosing of perindopril to normotensive (at a dose equivalent to 0.04 to 1.23 mg/kg of perindopril arginine) or hypertensive (at a dose equivalent to 0.37 to 3.68 mg/kg of perindopril arginine) rats, plasma ACE inhibition was assessed in vivo by the decrease in pressor response to intravenous angiotensin I.

Orally administered to conscious dogs, perindopril produced a dose-dependent reduction (34 % of perindopril at a dose equivalent to 0.12 mg/kg of perindopril arginine, 60 % at a dose equivalent to 0.37 mg/kg of perindopril arginine and 92 % at a dose equivalent to 1.23 mg/kg of perindopril arginine) of angiotensin I (at a dose equivalent to 184.34 ng/kg IV of perindopril arginine) pressor response, but had no effect on angiotensin II (at a dose equivalent to 122.89 ng/kg IV of perindopril arginine) response.

In normotensive rats, plasma ACE was maximally inhibited (≥ 90 %) by perindopril, perindopril at a dose equivalent to 1.23, 5 or 10 mg/kg p.o. of perindopril arginine) 1 hour following administration, then returned to control levels 24 hours later. After 4 weeks of oral treatment (perindopril at a dose equivalent to 12.29 mg/kg of perindopril arginine) in stroke-prone spontaneously hypertensive rats, converting enzyme inhibition was mostly demonstrated in kidney (96 %), aorta (64 %), heart (52 %), lung (36 %) and brain (26 %). Perindopril orally administered at a dose equivalent to 1.23 mg/kg of perindopril arginine to sodium replete spontaneous hypertensive rats was shown to be more potent than enalapril (1 mg/kg) both in terms of intensity (91 % of inhibition versus 64 %, 4 hours after dosing) and duration of action (68 % of inhibition versus 12 %, 12 hours after dosing).

In human subjects perindopril at single oral doses of perindopril at a dose equivalent to 5 to 10 mg/day of perindopril arginine produced 80 % inhibition of plasma ACE activity between 2 and 8 hours post-dose, with 40 to 60 % inhibition persisting at 24 hours post-dose. Multiple oral doses of perindopril over 7 days (perindopril at a dose equivalent to 5 to 10 mg/day of perindopril

arginine) confirmed the inhibitory effect on plasma ACE and showed that it produces corresponding decreases in angiotensin II with significant increases in plasma renin activity.

TOXICOLOGY

The toxicological evaluation of perindopril is based on the overall well known safety profile of the erbumine salt of perindopril and was completed by some specific studies with the arginine salt: acute and repeated general toxicity studies, genotoxic studies and the qualification of process-related impurities.

The data collected during the toxicological evaluation demonstrate that the arginine salt of perindopril displays a similar toxicologic profile to that of the perindopril erbumine. Tabulated results for pivotal studies are provided hereafter, first for perindopril erbumine and then for the arginine salt.

Acute toxicity studies

Perindopril erbumine

Throughout the below table, the LD₅₀ are expressed in terms of perindopril erbumine salt. 1 mg of perindopril erbumine corresponds to 0.83 mg of free acid of perindopril and is equivalent to a dose of 1.23 mg perindopril arginine.

Species	Route of administration	Sex	LD ₅₀ (mg/kg)
Mouse	IV	M	704 (693-715)
		F	679 (667-690)
Mouse	PO	M	> 2 500
		F	> 2 500
Rat	IV	M	323 (315-331)
		F	423 (407-440)
Rat	PO	M	> 3 000
		F	> 3 000
Dog	PO	M	> 1 600
		F	> 1 600

No mortality occurred during the oral studies in the rat and mouse.

Signs of toxicity observed in animals treated intravenously were as follows:

- convulsive symptoms and severe dyspnoea in mice
- considerable hypermobility in rats
- death, by respiratory arrest, occurring within minutes of the injection .

In the dog treated orally with increasing doses of perindopril erbumine, vomiting, reduction in activity, salivation and tachycardia were observed without mortality.

Perindopril arginine

The acute toxicity of perindopril arginine salt was investigated in Wistar rats and Swiss OF1 mice.

Species	Number of animal	Route of administration	Doses (mg perindopril free acid/kg)	Treatment duration	Major investigations	Conclusion
Swiss OF1 mice	6 per gender per group	Oral gavage	0 and 2000	Acute	Mortality Clinical signs Bodyweights Gross observations Necropsy	No death occurred throughout the study No changes in appearance and behaviour were noted for dosed animals or for controls Mean bodyweights and mean bodyweight gains of dosed animals were similar to those of their respective controls No target organ identified macroscopically. The only gross anomaly was one whitish area (5 mm) on the left liver lobe of one male given 2000 mg free acid/kg. This change was considered to belong to the spontaneous background of laboratory mice of this strain and age.
Wistar rat	6 per gender per group	Oral gavage	0 and 2000	Acute	Mortality Clinical signs Bodyweights Gross observations Necropsy	No death occurred throughout the study Sialism was the only change in appearance and behaviour noted after dosing with arginine salt. It was observed for all rats within 30 mn after dosing. Mean bodyweights and mean bodyweight gains of dosed animals were similar to those of their respective controls No gross change was noted in any of the control of the arginine salt dosed animals of the study. No target organs identified macroscopically

Under the conditions of these studies, no mortality occurred up to the maximum recommended dose of 2000 mg perindopril free acid/kg, for males and females. No target organs were identified macroscopically. Only post-dose sialism was noted for all arginine salt-dosed rats. No arginine salt-related changes in mean bodyweights and in mean bodyweight gains were noted.

Chronic Toxicity Studies

Perindopril erbumine

Throughout the below tables, the reported doses or concentrations of perindopril are expressed in terms of perindopril erbumine salt.

1 mg of perindopril erbumine corresponds to 0.83 mg of free acid of perindopril and is equivalent to a dose of 1.23 mg of perindopril arginine.

Chronic Toxicity Studies

Species	Duration of Treatment	Number of Animals/ Group	Administration Route	Dosage mg/kg/day	Information																
Rat (OFA)	3 months	10 M + 10 F	PO	0, 1, 5, 30	<p>1 mg/kg: non toxic dose</p> <p>5 mg/g: effects on growth (mean weight gain compared to the control group was -16% and -4% in males and females respectively (Males: significant decrease from W9; females: no statistical difference)) and blood urea (+ 53% and + 5% in males and females respectively with reference to the control groups).</p> <p>30mg/kg: effects on red blood cell parameters (-12% and -9% in males and females respectively with reference to the control groups) and clear effects on mortality (2 deaths (1M, 1F) in the treated group, no death in the control group); growth (mean weight gain compared to the control-group was -25% and -10% in males and females, respectively (Males: significant decrease from W3 ; females : no statistical difference)); food consumption (-5% and -8% with reference to the control groups in males and females respectively) : blood urea (+ 244% and + 104% with reference to the control group in males and females respectively) and creatinine (with reference to the control groups the increases ranged between + 7.2% and + 42% in males and between + 4% and + 42% in females).</p> <p>Tubular nephritis observed in 4 animals out of 20.</p>																
Rat (Wistar)	6 months	20 M + 20 F	PO	0, 1, 3, 12	<p>Slight reduction in food consumption at 3 mg/kg and 12 mg/kg (Males in the 3 mg/kg/day group, there was a small transitory fall in food consumption in weeks 3 (-13%), 6 (-10%) and 7 (-8%). After week 7, the mean food consumption fluctuated around the control value ±6%.</p> <p>In the 12 mg/kg/day group, the transitory fall in food consumption was particularly pronounced from W2 to W7 : -8 to -16%. Then the value fluctuated between -6% to +1% around the control value.</p> <p>Females : no differences during the study).</p> <p>Marked polydipsia in all groups accompanied by polyuria, more so in males.</p> <p>Water consumption-relative to the control group:-</p> <p>Males :</p> <p>1mg/kg/day : + 29% to + 51% from W9 3mg/kg/day : + 93% to +139% from W7 12 mg/kg/day : + 90% to +129% from W5</p> <p>Polydipsia reversible as shown by the recovery study.</p> <p>Females : no significant difference between the treated groups versus the control group. Increase in water consumption in 1 and 3 mg/kg/day groups (+ 11 and +9% respectively) and moderate fall in consumption in the higher group (- 2,8%) from W1 to W26.</p> <p>Urinary volume -relative to the control groups:-</p> <table style="width: 100%; border: none;"> <tr> <td style="width: 50%;">Males :</td> <td style="width: 50%;">Females :</td> </tr> <tr> <td>1 mg/kg/day : + 93%</td> <td>1 mg/kg/day : + 49%</td> </tr> <tr> <td>3 mg/kg/day : + 108%</td> <td>3 mg/kg/day : + 59%</td> </tr> <tr> <td>12 mg/kg/day : + 63%</td> <td>12 mg/kg/day : + 17%</td> </tr> </table> <p>In the male : biochemical changes related to disturbances in renal function.</p> <p>Throughout the study :</p> <p>Mean blood urea -relative to the control groups:-</p> <table style="width: 100%; border: none;"> <tr> <td style="width: 50%;">Males :</td> <td style="width: 50%;">Females :</td> </tr> <tr> <td>1 mg/kg/day : + 19%</td> <td>1 mg/kg/day : + 1.5%</td> </tr> <tr> <td>3 mg/kg/day : + 226%</td> <td>3 mg/kg/day : + 8.7%</td> </tr> <tr> <td>12 mg/kg/day : + 363%</td> <td>12 mg/kg/day : + 15%</td> </tr> </table>	Males :	Females :	1 mg/kg/day : + 93%	1 mg/kg/day : + 49%	3 mg/kg/day : + 108%	3 mg/kg/day : + 59%	12 mg/kg/day : + 63%	12 mg/kg/day : + 17%	Males :	Females :	1 mg/kg/day : + 19%	1 mg/kg/day : + 1.5%	3 mg/kg/day : + 226%	3 mg/kg/day : + 8.7%	12 mg/kg/day : + 363%	12 mg/kg/day : + 15%
Males :	Females :																				
1 mg/kg/day : + 93%	1 mg/kg/day : + 49%																				
3 mg/kg/day : + 108%	3 mg/kg/day : + 59%																				
12 mg/kg/day : + 63%	12 mg/kg/day : + 17%																				
Males :	Females :																				
1 mg/kg/day : + 19%	1 mg/kg/day : + 1.5%																				
3 mg/kg/day : + 226%	3 mg/kg/day : + 8.7%																				
12 mg/kg/day : + 363%	12 mg/kg/day : + 15%																				

W = week

Chronic Toxicity Studies (cont'd)

Species	Duration of Treatment	Number of Animals/ Group	Adminis- tration Route	Dosage mg/kg/day	Information																														
					<p>Mean plasma creatinine -relative to the control groups-</p> <p>Males : Females :</p> <p>1 mg/kg/day : - 0.8% 1 mg/kg/day : - 1.4%</p> <p>3 mg/kg/day : + 17% 3 mg/kg/day : - 1.4%</p> <p>12 mg/kg/day : + 27% 12 mg/kg/day : + 1.1%</p> <p>Mean plasma sodium -relative to the control groups-</p> <p>Males : Females :</p> <p>1 mg/kg/day : - 2.9% 1 mg/kg/day : - 1.7%</p> <p>3 mg/kg/day : - 3.9% 3 mg/kg/day : - 1.2%</p> <p>12 mg/kg/day : - 2.9% 12 mg/kg/day : + 1.0%</p> <p>Mean plasma potassium -relative to the control groups-</p> <p>Males : Females :</p> <p>1 mg/kg/day : + 2.9% 1 mg/kg/day : + 1.8%</p> <p>3 mg/kg/day : + 13.1% 3 mg/kg/day : + 1.5%</p> <p>12 mg/kg/day : + 20% 12 mg/kg/day : + 2.4%</p> <p>Mean renal excretion of creatinine -relative to the control groups-</p> <p>Males : Females :</p> <p>1 mg/kg/day : + 14% 1 mg/kg/day : + 1.3%</p> <p>3 mg/kg/day : + 9.1% 3 mg/kg/day : + 19%</p> <p>12 mg/kg/day : + 9.1% 12 mg/kg/day : + 6.3%</p> <p>Mean renal excretion of sodium -relative to the control groups-</p> <p>Males : Females :</p> <p>1 mg/kg/day : + 32% 1 mg/kg/day : + 6.5%</p> <p>3 mg/kg/day : - 15% 3 mg/kg/day : + 0.8%</p> <p>12 mg/kg/day : - 33% 12 mg/kg/day : - 15%</p> <p>Mean renal excretion of potassium -relative to the control groups-</p> <p>Males : Females :</p> <p>1 mg/kg/day : + 48% 1 mg/kg/day : + 43%</p> <p>3 mg/kg/day : + 30% 3 mg/kg/day : + 44%</p> <p>12 mg/kg/day : + 18% 12 mg/kg/day : + 15%</p> <p>Increase in incidence of interstitial nephritis and tubular nephritis.</p> <p>Interstitial nephritis :</p> <table border="1"> <thead> <tr> <th></th> <th>Control</th> <th>1 mg/kg/day</th> <th>3 mg/kg/day</th> <th>12 mg/kg/day</th> </tr> </thead> <tbody> <tr> <td>Males</td> <td>0</td> <td>0</td> <td>3/16</td> <td>10/15</td> </tr> <tr> <td>Females</td> <td>0</td> <td>0</td> <td>0</td> <td>0</td> </tr> </tbody> </table> <p>Tubular nephritis :</p> <table border="1"> <thead> <tr> <th></th> <th>Control</th> <th>1 mg/kg/day</th> <th>3 mg/kg/day</th> <th>12 mg/kg/day</th> </tr> </thead> <tbody> <tr> <td>Males</td> <td>0</td> <td>0</td> <td>1/16</td> <td>5/15</td> </tr> <tr> <td>Females</td> <td>0</td> <td>0</td> <td>0</td> <td>0</td> </tr> </tbody> </table> <p>Increase of kidney weight, in particular, at high doses (Males: increase in the treated groups relative to the control group by + 6%, + 16% and + 15% respectively, statistically significant in the two higher dose groups. Females: increase of + 6%, + 4% and + 9% respectively in the 3 doses groups, statistically significant in the 12 mg/kg/day group).</p> <p>All these renal function disorders were reversible.</p> <p>Reversible anemia and lymphocytosis in the males at the intermediate and high doses.</p> <p>Red cells count (RCC) :</p> <p>Males: 3 mg/kg/day : decrease from - 2% to -7% (W14 statistically significant); 12 mg/kg/day : statistically significant decrease relative to the control group from - 9% to -11%.</p> <p>Females: fall (-5%) in the RCC only in W26 at the highest dose.</p> <p>Lymphocytes :</p> <p>Males : 3 mg and 12 mg/kg/day : statistically significant increase of + 15% relative to the control group.</p> <p>Females: lymphocyte count comparable in all groups.</p>		Control	1 mg/kg/day	3 mg/kg/day	12 mg/kg/day	Males	0	0	3/16	10/15	Females	0	0	0	0		Control	1 mg/kg/day	3 mg/kg/day	12 mg/kg/day	Males	0	0	1/16	5/15	Females	0	0	0	0
	Control	1 mg/kg/day	3 mg/kg/day	12 mg/kg/day																															
Males	0	0	3/16	10/15																															
Females	0	0	0	0																															
	Control	1 mg/kg/day	3 mg/kg/day	12 mg/kg/day																															
Males	0	0	1/16	5/15																															
Females	0	0	0	0																															

W = week

Chronic Toxicity Studies (cont'd)

Species	Duration of Treatment	Number of Animals/ Group	Administration Route	Dosage mg/kg/day	Information									
Rat (Wistar)	14 weeks	S-: 7 groups of 18M N: 5 groups of 12 M S+: 5 groups of 12 M	PO	S-: 0, 0.5, 1, 2, 4, 8, 16 N and S+: 0, 4, 8, 16, 32	S-: renal symptoms appeared from 2 mg/kg S+: 32 mg/kg had no major renal effect even on histological findings. Reversibility of effects was improved by a return to normal sodium diet									
Monkey (cynomolgus)	3 months	3 M + 3 F	PO	0, 0.5, 2.5, 10	All groups: loss of appetite Highest group only: reduction in body weight relative to the body weight before treatment (In males weight loss ranged between -21.9% to +5.2% in the control group and between -6.3% to -12.2% in the treated group. In females between -1.7% to -5.9% in the control group and between -6.7% to -12.9% in the treated group; no significant difference between the control-and the treated-groups). Histological examination (kidney and liver particularly) only showed abnormalities due to infectious agents									
Monkey (cynomolgus)	1 year	6 M + 6 F (control and high dose groups) 4 M + 4 F (low and medium dose groups)	PO	0, 1, 4, 16	In the high dose group, 1 F and 2 M died or had been sacrificed for ethical reasons, due to significant diarrhea. Otherwise, the effects of treatment were deemed minor and only a reduction in body weight of treated males was drug related (i.e. 8%, 16% and 9% lower than control values for the 1, 4 and 16 mg/kg/day groups respectively).									
Monkey (cynomolgus)	27 to 63 days according to individual biochemical profile	2 M + 2 F (control) 4 M + 4 F (treated)	PO	Initially 100 mg	At high doses, the product induced osmotic nephrosis-type renal lesions which were completely reversible upon cessation of treatment.									
Dog (Beagle)	6 months	6 M + 6 F (control and high dose groups) 4 M + 4 F (other groups)	PO	0, 1, 5, 25	Changes in body weight (over the whole treatment period, relative to the control groups, the body weight was +39%, +6.8%, +11.3% in males and -27%, -14%, -79% in females in the 1, 5, 25 mg/kg/day groups respectively). Fall in blood pressure, in particular, diastolic blood pressure at the high dose. Over the whole treatment period, mean DBP fall (measured in mmHg) relative to the control groups was : <table style="margin-left: auto; margin-right: auto;"> <tr> <td></td> <td>1.5 h after dosing</td> <td>24 h after dosing</td> </tr> <tr> <td>Males</td> <td>- 22%</td> <td>- 17%</td> </tr> <tr> <td>Females</td> <td>- 23%</td> <td>- 17%</td> </tr> </table>		1.5 h after dosing	24 h after dosing	Males	- 22%	- 17%	Females	- 23%	- 17%
	1.5 h after dosing	24 h after dosing												
Males	- 22%	- 17%												
Females	- 23%	- 17%												

S-:low sodium diet N:normal sodium diet S+:high sodium diet

Perindopril arginine repeat dose toxicity in rodents and non rodents

The oral toxicity was studied in four-week study in Wistar Rats and Beagle Dogs.

Studies are tabulated hereafter.

Species (+age at the beginning of treatment)	Number of animal	Route of adminis- tration	Doses (mg perindopril free acid/kg)	Treatment duration	Major investigations	Conclusion
Wistar rat (6 weeks)	10 per gender per main group + 6 /gender for toxicokinetic evaluation (D1 and D28)	Oral gavage	0 Arginine salt: 0.8 8 33 Erbumine salt: 8 33	Daily administration during 4 weeks	Mortality, Clinical signs Bodyweight and feed intake Water intake Ophthalmology Hematology Clinical chemistry Urinalysis Anatomic pathology (body weight at necropsy and organ weights) Gross observations Histomorphology Toxicokinetics	The overall picture of perindopril was broadly similar whatever the salt administered. Most of the salient findings, including increases of water intake and urine volumes, decreases in serum electrolyte concentrations Na ⁺ & Cl ⁻ , lower heart weight, erosions/ulcerations in the glandular stomach mucosa, following the oral administration of perindopril arginine and erbumine salts were of similar or lower severity than those observed in the previous 6-week rat toxicology study conducted at the same dose levels with perindopril erbumine. They were considered as class-effects of ACE inhibitors, in agreement with the literature. In conclusion, under the conditions of the study, the arginine salt and erbumine salt had a similar safety profile.
Beagle dog (6 weeks)	3 per gender per group + 6 /gender for toxicokinetic evaluation (D1 and D28)	Oral gavage	0 Arginine salt: 0.83 4.17 20.87 Erbumine salt: 4.17 20.87	Daily administration during 4 weeks	Mortality, Clinical signs Bodyweight Feed intake Vital signs (rectal temperature, electrocardiography, quantitative and qualitative evaluations) Examination of faeces Ophthalmology Clinical pathology (haematology, clinical chemistry, urinalysis) Anatomic pathology (organ weights, gross observations, histomorphology) Toxicokinetics	Under the conditions of the study, there was no difference in the safety and toxicokinetic profile of perindopril arginine and erbumine salts.

The arginine salt of perindopril was well tolerated after repeated administration in rats and dogs and did not elicit unexpected toxicity in comparison with the known effects of the erbumine salt. The no observed adverse effect level (NOAEL) was set at 0.8 mg perindopril free acid/kg/day in rats, with minor serum electrolytes changes and decreased heart weight in females. These changes were related to the pharmacology of perindopril.

Gastric lesions were seen at higher dosages. No overt toxicity was observed in dogs, and the NOAEL was set at 20.87 mg perindopril free acid/kg/day for beagle dog.

Carcinogenicity

Carcinogenicity studies have not been conducted with perindopril arginine.

No evidence of carcinogenicity has been observed during the 104-week study in the B₆C₃F₁ mouse treated at oral doses with perindopril equivalent to a dose of 0.92, 2.5 and 9.21 mg/kg/day of perindopril arginine.

No evidence of carcinogenicity has been observed during the 104-week study in the Fischer 344 rat treated at oral doses with perindopril equivalent to a dose of 0.92, 2.5 and 9.21 mg/kg/day of perindopril arginine.

At least one ACE inhibitor has caused an increase in the incidence of oxyphilic renal tubular cells and oncocytomas in rats. The potential of ACE inhibitors to cause this effect in man is unknown. Moreover, the progression of oxyphilic cells to oncocytomas is rare in humans and when it does occur, it is considered to be benign.

Genotoxicity

Perindopril erbumine was not shown to induce genetic mutation (AMES test and mouse lymphoma test) nor chromosomal mutation (in vivo and in vitro clastogenicity tests and micronucleus test) in prokaryotes and eukaryotes, nor primary change of yeast DNA (gene conversion test).

The genotoxic potential of perindopril arginine was investigated in a series of *in vitro* and *in vivo* tests tabulated below.

In vitro

Test	Concentration (mcg perindopril free acid/plate)	Conclusion
Detection of reverse mutation in histidine-requiring <i>Salmonella typhimurium</i> and tryptophan-requiring <i>Escherichia coli</i> (Ames test)		
<i>Salmonella typhimurium</i> (TA100, TA1535, TA1537 and TA98) and <i>Escherichia coli</i> (WP2 (pKM101) and WP2 uvrA (pKM101))	50 150 500 1500 5000 in the presence and absence of S9 mix	No significant, reproducible or concentration-related increase in the number of revertant colonies was seen at any tested concentrations of perindopril arginine, with and without metabolic activation by preincubation of direct plating assay with any strain. Under the conditions of the study, perindopril arginine salt was considered to be devoided of mutagenic potential.
Mutation of the thymidine kinase (tk) locus of mouse lymphoma assay on L5178Y cells (MLA)		
Mouse lymphoma cells L5178Y	0 112.5 225 450 900 1800 3685 in the presence and absence of S9	When tested up to 10mM, Perindopril arginine salt did not induce mutation at the tk locus of L5178Y mouse lymphoma cells in two independent experiments, in the absence and presence of S9. It was concluded that, under the conditions employed in this study, Perindopril arginine salt is not mutagenic in this test system in the absence and presence of S9.
Induction of chromosome aberrations in cultured human peripheral blood lymphocytes		
Primary human lymphocytes from the pooled blood of three healthy male volunteers	1887 2358 3685 in the presence and absence of S9	It was concluded that perindopril arginine induced chromosome aberrations in cultured human peripheral blood lymphocytes. The effect was restricted to prolonged exposure in the absence of S9. Mitotic accumulation and the effects of the test article on chromosome morphology meant that following prolonged (20 hour) exposure, shortening of the chromosomes, mitotic accumulation and chromosomes aberrations were observed. In these instances, it was not possible to accurately assess toxicity at concentrations selected for chromosome aberration analysis, making interpretation of the biological significance of the data difficult to assess. It was considered that a meaningful selection of concentrations to be analysed for chromosome aberrations could not be made for this phase of the study.

In vivo

Species (+age at the beginning of treatment)	Number of animal	Route of administration	Concentration (mg perindopril free acid/kg)	Major investigations	Conclusion
Micronucleus cytogenic assay in mice bone marrow after oral administration					
Mouse/Swiss (OF1) (8 weeks)	4 groups of 6 to 12 per gender	Oral gavage	0 500 1000 2000	General toxicity Plasma levels Acceptability of the study Evaluation of genotoxicity	No statistically significant or dose-related increase in the number of micronucleated polychromatic erythrocytes versus negative controls was seen in the animals dosed with perindopril arginine salt. Under the conditions of this study, Perindopril arginine salt was devoid of clastogenic potential.

No mutagenic or clastogenic potential was found in the Ames test, in the mouse lymphoma assay, in the chromosomal aberration test or in the bone marrow micronucleus assay up to 2000 mg perindopril free acid/kg. Chromosomal aberrations were found after prolonged (20 h) treatment of human lymphocytes from 1294 µg perindopril free acid/mL but the test was considered as inappropriate since the accurate assessment of toxicity was not possible. The absence of clastogenic effect in vitro after more prolonged exposure (24 h) to higher concentrations (up to 3685 µg perindopril free acid/mL) in the mouse lymphoma assay, combined with the absence of clastogenic potential in vivo after one administration up to 2000 mg perindopril free acid/kg, supported the overall non genotoxicity potential of perindopril arginine salt.

Reproductive and Developmental Toxicity

Fertility Studies

Studies were performed by administering perindopril erbumine by the oral route. Pivotal studies are tabulated hereafter.

Throughout the below table, the reported doses or concentrations of perindopril are expressed in terms of perindopril erbumine salt. 1 mg of perindopril erbumine corresponds to 0.83 mg of free acid of perindopril and is equivalent to a dose of 1.23 mg of perindopril arginine.

Fertility Studies

Species	Number of Animals/ Group	Dosage mg/kg/day	Administration Route	Information
Rat (Wistar)	12 M + 24 F	0, 1, 3, 10 M: 80 days before mating to sacrifice. F: 14 days before mating to PR7	PO	<p>Males: Reduction in growth with no disturbance of the reproductive function. Mean weight gain relative to the control group was -30%, -36%, -35% for the 1, 3, 10 mg/kg/day groups respectively.</p> <p>Females: Reduction in growth at the high dose. During treatment before mating, mean weight gain relative to the control group ranged between -10% to -26%. Over the period of gestation during which the treatment was administered the mean weight gain relative to control was -23%, -21% and -48% in the 1, 3 and 10 mg/kg/day groups respectively.</p> <p>Reduction in the number of ovules produced in the three groups. The mean number of corpora lutea ranged between 9.4 (-15% relative to the control group) and 10.0 (-9.9%).</p> <p>No abnormality related to the migration of the egg, its implantation or embryonic and fetal development was demonstrated.</p>
Rat (Wistar)	30 M + 30F	0, 1, 2, 4 M: 80 days before mating to sacrifice. F: 14 days before mating to PR20 or up to parturition	PO	<p>Growth in the animals was retarded.</p> <p>Fertility of males (100%, 93% and 90% in the 1, 2, 4 mg/kg/day groups respectively versus 97% in the control group) and libido of females were reduced at the intermediate and high doses (the percentage of effective mating of the G₀ female breeders in the 2 higher dose groups was 0.97 and 0.93 respectively versus 1.0 in the control group).</p> <p>There was no effect on the fertility of females. The fetus of dams treated with the high dose presented an increased frequency of dilatation of the renal pelvis (2.0%, 2.5% and 7.1% in the 1, 2, 4 mg/kg/day groups respectively, versus 3.3% in the control group) and delayed ossification of the sternum (18%, 20%, 38% in the 3 treated groups respectively), though there was no teratogenic effect.</p> <p>The mortality of the G₁ pups was increased at the high dose (The mortality at birth was not altered by the treatment. It was 0% in the lower dose groups and 1.7% in the higher dose group versus 0% in controls. The mortality between D1 and D21 of lactation was 0%, 1.8%, 5.4% in the 1, 2, 4 mg/kg/day groups respectively, versus 3.6% in the control group) and their growth and physical development were retarded. These changes did not affect the reproductive capacity of the G₁ generation, the gestation of the G₁ females and the characteristics of the G₂ pups.</p>

PR (n) = nth day of pregnancy

G = generation

D = day

Teratogenicity Studies

Studies were performed by administering perindopril erbumine by the oral route. The following doses or concentrations are expressed in terms of perindopril erbumine salt. 1 mg of perindopril erbumine corresponds to 0.83 mg of free acid of perindopril and is equivalent to a dose of 1.23 mg perindopril arginine.

Species	Number of Animals/ Group	Dosage mg/kg/day	Administration Route	Information
Mice (NRMI)	Between 31 and 37 inseminated F	0, 1, 4.5, 20 From PR6 to PR15	PO	Apart from a slight, though non significant reduction in body weight of the dams treated with the high dose between the 6th and 15th days of gestation (relative to the control group: -14.9%), no abnormality, in particular, no embryotoxicity or teratogenicity were observed.
Rat (Wistar)	25 treated F	0, 1, 4, 16 From PR6 to PR7	PO	Dams: increase in water consumption.(during the first week of treatment, the mean increase was +4.0, +5.0 and +3.9 g/day for the 1, 4, 16 mg/kg/day groups treatment respectively, i.e. +567%, +733%, + 550% relative to the control group ; during the second week of treatment, the increase in water consumption was + 39%, + 42% and + 165% relative to the control group in the 3 treated groups respectively). The in-utero development of the fetus was unchanged though there was a higher incidence of hydronephrosis which appeared to be dose dependent (2 cases in the low and intermediate doses, 5 in the high dose) and a delayed ossification in the high group only (i.e. 11.5%, 15.5%, 21.1% in the 3 treated groups respectively, versus 11.6% in the control group). No sign of teratogenicity.
Rabbit (New Zealand)	Control C1: 18 F Control C2: 27 F treated: 18 F 27 F 24 F	Drink water without NaCl: 0 Drink water with 0.9% NaCl: 0 0.5 1.5 5.0 From PR6 to PR18	PO	Under these conditions, there was no maternal toxicity or any embryotoxic or teratogenic effect on the fetuses. A slight increase in post-implantation losses at the highest dose (i.e. 21.2% versus 11% in the control group) was seen.
Monkey (cynomolgus)	10 F pregnant 12 F pregnant 12 F pregnant 12 F pregnant	0 1 4 16 From PR 20 to PR 50	PO	2 animals in each group died following episodes of diarrhea. At 16 mg/kg, maternal toxicity resulted in a reduction in the water consumption (- 45% relative to the control group), during the treatment period. Nevertheless, no adverse effects on the fetuses were noted.

PR (n) = nth day of pregnancy

No teratogenic effects of perindopril were seen in studies of pregnant rats, mice, rabbits and cynomolgus monkeys. On a mg/m² basis, the doses used in these studies were 6 times (in mice), 670 times (in rats), 50 times (in rabbits) and 17 times (in monkeys) the maximum recommended human dose (assuming a 50 kg adult). On a mg/kg basis, these multiples are 60 times (in mice), 3,750 times (in rats), 150 times (in rabbits) and 50 times (in monkeys) the maximum recommended human dose.

Post-Natal Studies

Studies were performed by administering perindopril erbumine by the oral route. The following doses or concentrations are expressed in terms of perindopril erbumine salt. 1 mg of perindopril erbumine corresponds to 0.83 mg of free acid of perindopril and is equivalent to a dose of 1.23 mg perindopril arginine.

Species	Number of Animals/ Group	Dosage mg/kg/day	Adminis- tration Route	Information
Rat (Wistar)	4 groups of 30 mated F/group	0 1 2 3 Once/day 7 days/week From PC 15 to PP 21	PO	At the high dose, low but significant reductions in food consumption (in female (F0) the decrease in food consumption ranged between -3.8% to -9.3% relative to the control group). All the other parameters related to the dams or pups were unchanged.
Rat (Wistar)	4 groups 25 F 25 F 25 F 25 F	0 1 4 16 sodium content in rat-feed: 0.65 g.kg. ⁻¹ Once/day 7 days/week From PR 17 up to sacrifice	PO	At the intermediate and high doses, maternal toxicity was observed at the end of gestation and caused a reduction in food consumption (24.1 g/day, 22.0 g/day and 20.5 g/day in the 1, 4 and 16 mg/kg/day groups respectively, i.e. -4%, -12%, -18% relative to the control group) and weight gain (i.e. -3.7 g and +1.6 g in the dose groups respectively versus +9.1 g in the control group). Dystocia caused the death of 4 F during parturition at the high dose. There were also significantly fewer neonates born at all 3 doses (i.e. at birth, mortality was 0.4% in the young born of control females and 3.2%, 4.5% and 2.3% in the young born of females groups 1, 4 and 16 mg/kg/day respectively), although the average body-weight of the G1 pups was unchanged. During the lactation period, the intermediate and high doses showed a dose related reduction in the weight gain of the G0 dams (i.e. weight gain was +36.9 g, +24.2 g, +17.3 g and +8.4 g for the control, 1, 4 and 16 mg/kg/day groups respectively, i.e. -34%, -53%, -77% respectively relative to the control group), and of the G1 pups (i.e. weight gain during this period was +35.5 g, +36.1 g, +28.6 g and +22.8 g in the control, 1, 4 and 16 mg/kg/day groups respectively, i.e. +1.7%, -19%, -36% respectively relative to the control group), with an increase in post natal mortality (i.e. the viability index at the end of treatment was 0.95, 0.87, 0.79 and 0.43 in the control, 1, 4 and 16 mg/kg/day groups respectively). At the highest dose, there was delayed physical and behavioural development in the G1 pups (i.e. the percentage of success in the test of detachment of the pinna on LA2 was 56%, 24.5% and 0% in the control, 1 and 16 mg/kg/day groups respectively), reduced fertility in the G1 dams (determined by the percentage of pregnant females with respect to mated females, 100% in the control and 1 mg/kg/day groups and 95% and 74% in the 4 and 16 mg/kg/day groups respectively), polyuria in the G1 animals (Males: the urinary volume was 16.9 ml/24h in the control group compared to 37.4 ml/24h for the 16 mg/kg/day, i.e. an increase of 121%) and renal lesions in the G1 parents (diffuse nephropathies were found in 5% of the males in the 1 mg/kg/day group, and in 25% of the females and 60% of the males at the higher dose; sponge kidneys occurred with an incidence of 20% and 15% in males and females respectively in the higher dose group), though all these effects disappeared in the G2 generation.

Species	Number of Animals/ Group	Dosage mg/kg/day	Adminis- tration Route	Information
Rat (Wistar)	2 groups: 8 mated F 18 mated F	0 16 Sodium content in rat- feed: 1.9.g.kg ⁻¹ Once/day 7 days/ week From PR 17 up to sacrifice of the dams	PO	Under those conditions of sodium content in feed, the product was much less toxic than in the previous study: although the growth of the dams was slower at the end of gestation (the gain in weight in the control group was +33.6 g compared with +27.9 g in the treated group, i.e. -17%), it became similar to that of the controls during lactation. The mean number of pups was lower (i.e. 12.8% per female in the control group compared with 11.2% in the treated group) and the post-natal mortality was 10 times higher, though body-weight and urine output of the G ₁ pups were normal and the renal lesions encountered were those that are normally observed in this strain.

PC (n) = nth day post-coitum

PP (n) = nth day post-partum

PR (n) = nth day of pregnancy

G = generation

REFERENCES

- 1 Atkinson J. Perindopril. *Cardiovascular Drug Reviews* 1992;10(4):446-471
- 2 Chrysant SG, Mc Donald RH, Wright JT, Barden PL, Weiss RJ. Perindopril as monotherapy in hypertension: a multicenter comparison of two dosing regimens. *Clin Pharmacol Ther* 1993;53(4):479-484.
- 3 Degaute JP, Leeman M, Desche P. Long-term acceptability of perindopril: European multicenter trial on 856 patients. *Am J Med* 1992;(suppl 4B):84S-90S.
- 4 Denolle T, Renucci JF, Poggi L. 47 351 hypertendus traités par Coversyl en médecine générale pendant 1 an. *Rev Prat Med Gen* 1993;7(212 suppl):5-34.
- 5 Desché P, Antony I, Lerebours G, Violet I, Robert S, Weber C. Acceptability of perindopril in mild-to-moderate chronic congestive heart failure. Results of a long-term open study in 320 patients. *Am J Cardiol* 1993;71:61E-68E
- 6 Devissaguet JP, Ammoury N, Devissaguet M, Perret L. Pharmacokinetics of perindopril and its metabolites in healthy volunteers. *Fundam Clin Pharmacol* 1990;4:175-189.
- 7 Dratwa M, Sennesael J, Taillard F, Baguet F, Suc JM, Lins RL, Lameire N. Long term tolerance of perindopril in hypertensive patients with impaired renal function. *J Cardiovasc Pharmacol* 1991;18(suppl 7):S40-S44.
- 8 Harrap SB, Nicolaci JA, Doyle AE. Persistent effects on blood pressure and renal haemodynamics following chronic angiotensin converting enzyme inhibition with perindopril. *Clin Exp Pharmacol Physiol* 1986;13:753-765
- 9 Lechat P, Garnham SP, Desché P, Bounhoure J-P. Efficacy and acceptability of perindopril in mild-to-moderate chronic congestive heart failure. *Am Heart J* 1993;(3 part 2):798-806
- 10 Louis WJ, Conway EL, Krum H, Workman B, Drummer OH, Lam W, Phillips P, Howes LG, Jackson B. Comparison of the pharmacokinetics and pharmacodynamics of perindopril, cilazapril and enalapril. *Clin Exp Pharmacol Physiol* 1992;19(suppl 19): 55-60
- 11 Speirs C, Wagniar F, Poggi L. Perindopril postmarketing surveillance: a 12 month study in 47 351 hypertensive patients. *Br J Clin Pharmacol* 1998;46:63-70
- 12 Todd PA, Fitton A. Perindopril - A review of its pharmacological properties and therapeutic use in cardiovascular disorders. *Drugs* 1991;42(1):90-114
- 13 EUROPA Investigators. Efficacy of perindopril in reduction of cardiovascular events among patients with stable coronary artery disease: randomized, double-blind, placebo controlled, multipletcentre trial (the EUROPA study). *The Lancet*, 2003, 362:782-8

PART III: CONSUMER INFORMATIONPr **ARCOSYL**[®]**Perindopril arginine film-coated tablets**

2.5 mg, 5 mg and 10 mg

and

Perindopril arginine orodispersible tablets

5 mg and 10 mg

Read this carefully before you start taking ARCOSYL[®] and each time you get a refill. This leaflet is a summary and will not tell you everything about ARCOSYL[®]. Talk to your doctor, nurse, or pharmacist about your medical condition and treatment and ask if there is any new information about ARCOSYL[®].

ABOUT THIS MEDICATION**What the medication is used for:**Your doctor can prescribe ARCOSYL[®] to:

- treat mild to moderate **High Blood Pressure**.
- treat mild to moderate **Congestive Heart Failure** along with other medications.
- **Reduce Cardiovascular Risk** in patients with high blood pressure and/or those who have suffered a heart attack and have stable coronary artery disease.

What it does:

ARCOSYL[®] is an angiotensin converting enzyme (ACE) inhibitor. You can recognize ACE inhibitors because their medicinal ingredient ends in '-PRIL'.

This medicine does not cure your disease. It is important to continue taking ARCOSYL[®] regularly even if you feel fine. Do not stop taking your medicine without the advice of your doctor.

When it should not be used:Do not take ARCOSYL[®] if you:

- Are allergic to perindopril arginine or to any non-medicinal ingredient in the formulation.
- Have experienced an allergic reaction (angioedema) with swelling of the hands, feet, or ankles, face, lips, tongue, throat, or sudden difficulty breathing or swallowing, to any ACE inhibitor or without a known cause. Be sure to tell your doctor, nurse, or pharmacist that this has happened to you.
- Are taking a drug containing the combination of sacubitril/valsartan, due to the increased risk of serious allergic reaction which causes swelling of the face or throat (angioedema) when taken with ARCOSYL[®]
- Are already taking a blood pressure-lowering medicine that contains aliskiren (such as Rasilez) and you have diabetes or kidney disease.
- Have been diagnosed with hereditary angioedema: an increased risk of getting an allergic reaction that is passed down through families. This can be triggered by different factors, such as surgery, flu, or dental procedures.

- Are pregnant or intend to become pregnant. Taking ARCOSYL[®] during pregnancy can cause injury and even death to your baby.
- Are breastfeeding. ARCOSYL[®] passes into breast milk.
- Are lactose intolerant or have one of the following rare hereditary diseases:
 - Galactose intolerance
 - Lapp lactase deficiency
 - Glucose-galactose malabsorption

Because lactose is a non-medicinal ingredient in ARCOSYL[®].

- Are on dialysis or any other type of blood filtration. Depending on the machine that is used, ARCOSYL[®] may not be suitable for you.
- Have kidney problems where the blood supply to your kidneys is significantly reduced (renal artery stenosis).

What the medicinal ingredient is:

Perindopril arginine

What the non-medicinal ingredients are:

ARCOSYL[®] tablets: glycerol, hydrophobic colloidal silica, hypromellose, lactose monohydrate, macrogol 6000, magnesium stearate, maltodextrin, sodium starch glycolate (type A), titanium dioxide. The 5mg and 10mg tablets also contain chlorophyllin (E141ii) as a colorant.

ARCOSYL[®] orodispersible tablets:

acesulfame potassium, aspartame, lactose monohydrate, magnesium stearate, maize starch, silica colloidal anhydrous.

What dosage forms it comes in:

- film-coated tablets of 2.5 mg, 5 mg or 10 mg,
- orodispersible tablets of 5 mg or 10 mg.

WARNINGS AND PRECAUTIONS

Serious Warnings and Precautions - Pregnancy
ARCOSYL[®] should not be used during pregnancy.
If you discover that you are pregnant while taking
ARCOSYL[®], stop the medication and contact your doctor,
nurse, or pharmacist as soon as possible.

BEFORE you use ARCOSYL[®] talk to your doctor, nurse or pharmacist if you:

- Are allergic to any drug used to lower blood pressure.
- Have recently received or are planning to get allergy shots for bee or wasp stings.
- Have narrowing of an artery or a heart valve.
- Have/had a heart attack or a stroke.
- Are taking a medicine that contains aliskiren, such as RASILEZ, used to lower high blood pressure. The combination with ARCOSYL[®] is not recommended.
- Are taking an angiotensin receptor blocker (ARB). You can

recognize an ARB because its medicinal ingredient ends in "-SARTAN".

- Have diabetes, liver or kidney disease.
- Are on dialysis.
- Are dehydrated or suffer from excessive vomiting, diarrhea, or sweating.
- Are taking a salt substitute that contains potassium, potassium supplements, or a potassium-sparing diuretic (a specific kind of "water pill").
- Are on a low-salt diet.
- Are receiving gold (sodium aurothiomalate) injections.
- Are less than 18 years old.
- Are on LDL Apheresis (a treatment to lower the LDL cholesterol in the blood).
- Have systemic lupus erythematosus (SLE),
- Have a skin condition known as scleroderma or "hard skin" (thickening of the skin).
- Have abnormally increased levels of a hormone called aldosterone in your blood (primary aldosteronism).

Because ARCOSYL® orodispersible tablets contain aspartame, it can be harmful to the people suffering from phenylketonuria (a rare, hereditary disorder of the metabolism).

You may become sensitive to the sun while taking ARCOSYL®. Exposure to sunlight should be minimized until you know how you respond.

If you are going to have surgery and will be given an anesthetic, be sure to tell your doctor or dentist that you are taking ARCOSYL®.

Driving and using machines: Before you perform tasks which may require special attention, wait until you know how you respond to ARCOSYL®. Dizziness, lightheadedness, or fainting can especially occur after the first dose and when the dose is increased.

INTERACTIONS WITH THIS MEDICATION

As with most medicines, interactions with other drugs are possible. Tell your doctor, nurse, or pharmacist about all the medicines you take, including drugs prescribed by other doctors, vitamins, minerals, natural supplements, or alternative medicines.

The following may interact with ARCOSYL®:

- Agents increasing serum potassium, such as a salt substitute that contains potassium, potassium supplements, or a potassium-sparing diuretic (a specific kind of "water pill").
- Allopurinol used to treat gout.
- Anti-diabetic drugs, including insulin, gliptins and oral medicines.
- Baclofen (a skeletal muscle relaxant).
- Blood pressure-lowering drugs, including diuretics ("water pills"), aliskiren-containing products (e.g. RASILEZ), or angiotensin receptor blockers (ARBs).

- Other blood pressure lowering drugs, including diuretics ("water pills"). When taken in combination with ARCOSYL® they may cause excessively low blood pressure.
- Vasodilators including nitrates (products that make the blood vessels become wider).
- Estramustine (used in cancer therapy).
- Lithium used to treat bipolar disorder.
- Nonsteroidal anti-inflammatory drugs (NSAIDs), used to reduce pain and swelling. Examples include aspirin, ibuprofen, naproxen, and celecoxib.
- Digoxin, a heart medication.
- Procainamide, used to treat irregular heartbeats.
- Dextran sulphate, special intravenous fluid used to counteract life-threatening low blood pressure.
- Gentamicin, an antibiotic.
- Tricyclic antidepressants,
- Anaesthetics,
- Medications for mental disorders,
- Treatment for bee and wasp allergies,
- Gold salts for the treatment of rheumatoid arthritis,
- Trimethoprim (for the treatment of infections).
- Tacrolimus (for the treatment of auto-immune disorders or following transplant surgery).
- Neutral endopeptidase (NEP) inhibitors. The combination with ARCOSYL® is not recommended.
- Sirolimus, everolimus, temsirolimus and other drugs belonging to the class of mTOR inhibitors (used to avoid rejection of transplanted organs).

PROPER USE OF THIS MEDICATION

Take ARCOSYL® exactly as prescribed.

Tablets should be swallowed whole with a glass of water **in the morning**. It is recommended to take your dose before a meal. Orodispersible tablets should be placed on the tongue for disintegration and swallow with saliva or disperse the tablet in a glass of water and drink the resulting suspension.

Only the 5 mg tablet may be broken.

Usual Adult Dose:

Dosage must be individualised and adjusted for the elderly and patients with kidney disease.

High Blood Pressure

For patients who are not taking diuretics (water pills)

Usual initial dose: 5 mg once a day

Usual maintenance dose: 5 mg to 10 mg once a day.

Your doctor will monitor your blood pressure. If you are having high blood pressure in the hours before you take your dose, a twice a day schedule may be required.

For patients who are taking diuretics (water pills)

Your doctor may stop the diuretic for 2 to 3 days while you are given the initial doses of ARCOSYL®. The doctor will decide the best ARCOSYL® dosage for you to take. They may start with 2.5 mg once a day.

In elderly patients, the starting dose should be 2.5 mg once a day. If necessary, your doctor may increase the dose to 5 mg daily and then to 10 mg in one or two divided doses depending on your kidney function.

Heart Failure

Usual initial dose: 2.5 mg once a day, the dose may be increased to 5 mg once a day.

In the elderly, the usual dose is used.

Reduce Cardiovascular Risk

Usual initial dose: 5 mg once a day for 2 weeks.

Usual maintenance dose: 10 mg once a day.

In elderly patients, the initial dose should be 2.5 mg once a day for the first week, followed by 5 mg once a day the second week and 10 mg once a day thereafter if tolerated as the usual maintenance dose. The doctor should make adjustments at intervals of at least 2 to 4 weeks.

Overdose:

If you think you have taken too much ARCOSYL® contact your doctor, nurse, pharmacist, hospital emergency department or regional Poison Control Centre immediately, even if there are no symptoms.

Missed Dose:

If you have forgotten to take your dose during the day, carry on with the next one at the usual time. Do not double dose.

SIDE EFFECTS AND WHAT TO DO ABOUT THEM

Side effects may include:

- Dizziness,
- Drowsiness, fatigue, weakness,
- Cough (often described as dry and irritating, usually is worse at night or when lying down), upper respiratory infection,
- Rash,
- Headache, ringing in the ears,
- Abdominal pain, nausea, disturbed digestion, diarrhea,
- Back pain,
- Loss of taste or metallic taste in your mouth.

If any of these affects you severely, tell your doctor, nurse or pharmacist.

ARCOSYL® can cause abnormal blood test results. Your doctor will decide when to perform blood tests and will interpret the results.

SERIOUS SIDE EFFECTS, HOW OFTEN THEY HAPPEN AND WHAT TO DO ABOUT THEM				
Symptom / Effect		Talk with your doctor, nurse, or pharmacist		Stop taking drug and seek immediate medical help
		Only if severe	In all cases	
Common	Angina: Chest pain			✓
	Palpitations: irregular heartbeats	✓		
	Persistent Cough		✓	
	Increased Levels of Potassium in the Blood: irregular heartbeat, muscle weakness and generally feeling unwell			✓
	Electrolyte Imbalance: weakness, drowsiness, muscle pain or cramps, irregular heartbeat			✓
	Low Blood Pressure: dizziness, fainting, light-headedness May occur when you go from lying or sitting to standing up.	✓		

SERIOUS SIDE EFFECTS, HOW OFTEN THEY HAPPEN AND WHAT TO DO ABOUT THEM

Symptom / Effect	Talk with your doctor, nurse, or pharmacist		Stop taking drug and seek immediate medical help
	Only if severe	In all cases	
Edema: swelling of the hands, ankles or feet	✓		
Depression: feeling sad, not interested in usual activities, weight change and sleep disruptions	✓		
Uncommon Allergic Reaction: rash, hives, swelling of the face, lips, tongue or throat, difficulty swallowing or breathing (angioedema)			✓
Decreased White Blood Cells: infections, fatigue, fever, aches, pains, and flu-like symptoms		✓	
Decreased Platelets: bruising, bleeding, fatigue and weakness		✓	

SERIOUS SIDE EFFECTS, HOW OFTEN THEY HAPPEN AND WHAT TO DO ABOUT THEM

Symptom / Effect	Talk with your doctor, nurse, or pharmacist		Stop taking drug and seek immediate medical help
	Only if severe	In all cases	
Kidney Disorder: change in frequency of urination, nausea, vomiting, swelling of extremities, fatigue		✓	
Liver Disorder: yellowing of the skin or eyes, dark urine, abdominal pain, nausea, vomiting, loss of appetite		✓	
Myocardial Infarction: heart attack, chest pain			✓
Cerebrovascular accident/ Stroke: slurring speech, blurred vision, face drooping			✓
Erectile dysfunction	✓		
Circulation problems	✓		
Severe abdominal pain with or without nausea or vomiting		✓	
Unusual skin irritation.	✓		

SERIOUS SIDE EFFECTS, HOW OFTEN THEY HAPPEN AND WHAT TO DO ABOUT THEM

Symptom / Effect	Talk with your doctor, nurse, or pharmacist		Stop taking drug and seek immediate medical help
	Only if severe	In all cases	
Mood disturbances	✓		
Sleep disturbances	✓		
Pemphigoid/ Pemphigus: formation of blister clusters over the skin			✓
Rare	Psoriasis Aggravation		✓
Very rare	Inflammation of the pancreas: abdominal pain that lasts and gets worse when you lie down, nausea and vomiting (pancreatitis)		✓
	SIADH (syndrome of inappropriate antidiuretic hormone secretion): concentrated urine (dark in colour), feel or are sick, have muscle cramps, confusion and fits (seizures) which may be due to inappropriate secretion of ADH (anti-diuretic hormone).		✓

HOW TO STORE IT

Keep out of reach and sight of children.

Store at room temperature (15°C-30°C).

Do not use after the expiry date stated on the carton or bottle.

REPORTING SIDE EFFECTS

You can report any suspected side effects associated with the use of health products to Health Canada by:

- Visiting the Web page on Adverse Reaction Reporting (<https://www.canada.ca/en/health-canada/services/drugs-health-products/medeffect-canada/adverse-reaction-reporting.html>) for information on how to report online, by mail or by fax; or
- Calling toll-free at 1-866-234-2345.

NOTE: Contact your health professional if you need information about how to manage your side effects. The Canada Vigilance Program does not provide medical advice.

MORE INFORMATION

This document plus the full product monograph, prepared for health professionals can be found at www.servier.ca. or by contacting the sponsor, Servier Canada Inc., at: 1-800-363-6093.

This leaflet was prepared by Servier Canada Inc.
SERVIER CANADA INC.
235, Boulevard Armand Frappier
Laval, Québec
H7V 4A7

Last revised: June 5, 2018

This is not a complete list of side effects. For any unexpected effects while taking ARCOSYL®, contact your doctor, nurse or pharmacist.