

PRODUCT MONOGRAPH  
INCLUDING PATIENT MEDICATION INFORMATION

<sup>Pr</sup>**BRENZYS**<sup>®</sup>

etanercept injection

Solution for Injection in a Pre-filled Syringe 50 mg/mL

and

Solution for Injection in a Pre-filled Auto-injector 50 mg/mL

Biological Response Modifier

SAMSUNG BIOEPIS  
107, Cheomdan-daero, Yeonsu-gu, Incheon, 21987,  
Republic of Korea

Submission Control No: 215201

Date of approval: June 18, 2018

## RECENT MAJOR LABEL CHANGES

DOSAGE and ADMINISTRATION, Recommended Dose and Dosing Adjustment (Section 4.2)

May, 2018

WARNING AND PRECAUTIONS (Section 8) May, 2018

PHARMACEUTICAL INFORMATION (Section 14) May, 2018

COMPARATIVE CLINICAL TRIALS, Comparative Trial Design and Study Demographics (Section 15.1) May, 2018

COMPARATIVE CLINICAL TRIALS, Comparative Bioavailability Studies (Section 15.2.1) May, 2018

COMPARATIVE CLINICAL TRIALS, Comparative Safety and Efficacy (Section 15.2) May, 2018

## TABLE OF CONTENTS

|   |           |
|---|-----------|
| <b>PART I: HEALTH PROFESSIONAL INFORMATION</b> .....              | <b>4</b>  |
| <b>1 INDICATIONS</b> .....  | <b>4</b>  |
| 1.1 Pediatrics.....   | 4         |
| 1.2 Geriatrics.....   | 4         |
| <b>2 CONTRAINDICATIONS</b> .....                                  | <b>4</b>  |
| <b>3 SERIOUS WARNINGS AND PRECAUTIONS BOX</b> .....               | <b>5</b>  |
| <b>4 DOSAGE AND ADMINISTRATION</b> .....                          | <b>5</b>  |
| 4.1 Dosing Considerations.....                                    | 5         |
| 4.2 Recommended Dose and Dosage Adjustment.....                   | 6         |
| 4.3 Administration.....   | 6         |
| 4.4 Missed Dose.....  | 6         |
| <b>5 OVERDOSAGE</b> .....   | <b>6</b>  |
| <b>6 DOSAGE FORMS, STRENGTHS, COMPOSITION AND PACKAGING</b> ..... | <b>6</b>  |
| <b>7 DESCRIPTION</b> .....  | <b>7</b>  |
| <b>8 WARNINGS AND PRECAUTIONS</b> .....                           | <b>7</b>  |
| 8.1 Special Populations.....                                      | 13        |
| 8.1.1 Pregnant Women.....   | 13        |
| 8.1.2 Breast-feeding.....   | 14        |
| 8.1.3 Pediatrics.....   | 14        |
| 8.1.4 Geriatrics.....   | 14        |
| <b>9 ADVERSE REACTIONS</b> .....                                  | <b>15</b> |
| 9.1 Adverse Reaction Overview.....                                | 15        |
| 9.2 Clinical Trial Adverse Reactions.....                         | 16        |
| 9.3 Less Common Clinical Trial Adverse Reactions.....             | 17        |
| 9.4 Clinical Trial Adverse Reactions (Pediatrics).....            | 22        |
| 9.5 Post-Market Adverse Reactions.....                            | 22        |
| <b>10 DRUG INTERACTIONS</b> .....                                 | <b>23</b> |
| 10.1 Overview.....  | 23        |
| 10.2 Drug-Drug Interactions.....                                  | 23        |
| <b>11 ACTION AND CLINICAL PHARMACOLOGY</b> .....                  | <b>24</b> |
| 11.1 Mechanism of Action.....                                     | 24        |
| 11.2 Pharmacodynamics.....  | 24        |

|           |   |           |
|-----------|---|-----------|
| 11.3      | Pharmacokinetics .....  | 24        |
| <b>12</b> | <b>STORAGE, STABILITY AND DISPOSAL .....</b>                      | <b>25</b> |
| <b>13</b> | <b>SPECIAL HANDLING INSTRUCTIONS .....</b>                        | <b>25</b> |
|           | <b>PART II: SCIENTIFIC INFORMATION .....</b>                      | <b>26</b> |
| <b>14</b> | <b>PHARMACEUTICAL INFORMATION .....</b>                           | <b>26</b> |
| <b>15</b> | <b>COMPARATIVE CLINICAL TRIALS .....</b>                          | <b>26</b> |
| 15.1      | Comparative Trial Design and Study Demographics .....             | 26        |
| 15.2      | Comparative Study Results .....                                   | 28        |
| 15.2.1    | Comparative Bioavailability Studies .....                         | 28        |
| 15.2.1.1  | Pharmacokinetics .....  | 28        |
| 15.2.2    | Comparative Safety and Efficacy .....                             | 29        |
| 15.2.2.1  | Efficacy .....  | 29        |
| 15.2.2.2  | Safety .....  | 30        |
| 15.2.2.3  | Immunogenicity .....  | 30        |
| <b>16</b> | <b>COMPARATIVE NON-CLINICAL PHARMACOLOGY AND TOXICOLOGY .....</b> | <b>31</b> |
| 16.1      | Comparative Non-Clinical Pharmacodynamics .....                   | 31        |
| 16.2      | Comparative Toxicology .....                                      | 34        |
| <b>17</b> | <b>CLINICAL TRIALS – REFERENCE BIOLOGIC DRUG .....</b>            | <b>35</b> |
| <b>18</b> | <b>NON-CLINICAL TOXICOLOGY – REFERENCE BIOLOGIC DRUG .....</b>    | <b>45</b> |
| <b>19</b> | <b>SUPPORTING PRODUCT MONOGRAPHS .....</b>                        | <b>47</b> |
|           | <b>PATIENT MEDICATION INFORMATION .....</b>                       | <b>48</b> |
|           | <b>PATIENT MEDICATION INFORMATION .....</b>                       | <b>57</b> |

BRENZYS (etanercept injection) is a biosimilar biologic drug (biosimilar) to Enbrel®.

## **PART I: HEALTH PROFESSIONAL INFORMATION**

### **1 INDICATIONS**

Indications have been granted on the basis of similarity between BRENZYS and the reference biologic drug, Enbrel®.

BRENZYS (etanercept) is indicated for:

- treatment of moderately to severely active rheumatoid arthritis (RA) in adults. Treatment is effective in reducing the signs and symptoms of RA, inducing major clinical response, inhibiting the progression of structural damage, and improving physical function. BRENZYS can be initiated in combination with methotrexate (MTX) in adult patients or used alone.
- reducing signs and symptoms of active ankylosing spondylitis (AS).

Improvement may be seen as early as 1 week after initial administration of etanercept in adults. Attainment of full effect was usually seen by 3 months in both populations and remained durable thereafter with continued treatment with etanercept. Some patients see continuing improvement after 3 months of treatment with etanercept.

After discontinuation of etanercept, symptoms of arthritis generally returned within a month. Reintroduction of treatment with etanercept in adults after discontinuation of up to 18 months resulted in the same magnitudes of response as patients who received etanercept without interruption of therapy based on results of open-label studies.

#### **1.1 Pediatrics**

##### **Pediatrics (< 18 years of age):**

BRENZYS is not indicated for use in children less than 18 years of age. Therefore, BRENZYS should not be used for children less than 18 years of age.

#### **1.2 Geriatrics**

##### **Geriatrics (> 65 years of age):**

Four hundred and eighty RA patients in clinical studies performed with the reference product, Enbrel® were age 65 or older. No overall differences in safety or effectiveness were observed between these patients and younger patients.

Because there is greater sensitivity and predisposition of older individuals to infection, caution should be used in treating the elderly (see WARNINGS AND PRECAUTIONS/Special Populations/Geriatrics).

### **2 CONTRAINDICATIONS**

BRENZYS is contraindicated in patients who are hypersensitive to this drug or to any ingredient in the formulation, including any non-medicinal ingredient, or component of the container. For a complete listing, see DOSAGE FORMS, STRENGTHS, COMPOSITION AND PACKAGING.

- Patients with, or at risk of, sepsis syndrome, such as immunocompromised and HIV+ patients.

### 3 SERIOUS WARNINGS AND PRECAUTIONS BOX

#### Serious Warnings and Precautions

##### Infections

- **Serious infections leading to hospitalization or death, including sepsis, tuberculosis (TB), invasive fungal and other opportunistic infections, have been observed with the use of TNF blocking agents including etanercept. Cases of TB may be due to reactivation of latent TB infection or to new infection.**
- **Treatment with BRENZYS should not be initiated in patients with active infections including TB, chronic or localized infections. Administration of BRENZYS should be discontinued if a patient develops a serious infection or sepsis.**
- **Physicians also should exercise caution when considering the use of BRENZYS in patients with a history of recurring or latent infections, including TB, or with underlying conditions, which may predispose patients to infections, such as advanced or poorly controlled diabetes.**
- **Before starting treatment with BRENZYS, all patients should be evaluated for both active and inactive ('latent') TB. If inactive ('latent') TB is diagnosed, treatment for latent TB should be started with anti-TB therapy before the initiation of BRENZYS.**
- **Patients should be monitored for the development of signs and symptoms of infection during and after treatment with BRENZYS, including the possible development of tuberculosis in patients who tested negative for latent tuberculosis infection prior to initiating therapy (see further detail in Serious and Opportunistic Infections section below).**

##### Malignancies

- **Although BRENZYS is not indicated for use in children less than 18 years of age, lymphoma and other malignancies, some fatal, have been reported in children and adolescent patients treated with TNF blockers, including etanercept (see further detail in Malignancies/Pediatric Patients section below).**

### 4 DOSAGE AND ADMINISTRATION

#### 4.1 Dosing Considerations

BRENZYS is intended for use under the guidance and supervision of a physician who has sufficient knowledge of RA, or AS and who has fully familiarized himself/herself with the efficacy/safety profile of BRENZYS. Patients may self-inject only if their physician determines that it is appropriate and with medical follow-up, as necessary, after proper training in measurement of the correct dose and injection technique.

## 4.2 Recommended Dose and Dosage Adjustment

### Adult Rheumatoid Arthritis and Ankylosing Spondylitis Patients

The recommended dose of BRENZYS for adult patients with RA, or AS is 50 mg per week. A 50 mg dose should be given as one subcutaneous (SC) injection. Methotrexate, glucocorticoids, salicylates, nonsteroidal anti-inflammatory drugs (NSAIDs), or analgesics may be continued during treatment with BRENZYS. Based on a study of 50 mg etanercept twice weekly in patients with RA that suggested higher incidence of adverse reactions but similar American College of Rheumatology (ACR) response rates, doses higher than 50 mg per week are not recommended. Health Canada has not authorized an indication for pediatric use.

## 4.3 Administration

### Preparation of BRENZYS Using the Single-use Pre-filled Syringe or Single-use Pre-filled Auto-injector:

Before injection, allow BRENZYS to reach room temperature (approximately 30 minutes). DO NOT remove the needle cap while allowing the pre-filled syringe or pre-filled auto-injector to reach room temperature.

Prior to administration, visually inspect the solution for particulate matter and discoloration. There may be small white particles of protein in the solution. This is not unusual for proteinaceous solutions. The solution should not be used if discoloured or cloudy, or if foreign particulate matter is present.

## 4.4 Missed Dose

Patients who miss a dose of BRENZYS should be advised to contact their doctor to find out when to take their next dose of BRENZYS.

## 5 OVERDOSAGE

The maximum tolerated dose of etanercept has not been established in humans. Toxicology studies have been performed with etanercept in monkeys at doses up to 30 times the human dose with no evidence of dose-limiting toxicities. No dose-limiting toxicities have been observed during clinical trials of etanercept. Single IV doses up to 60 mg/m<sup>2</sup> have been administered to 32 healthy volunteers (25 males, 7 females) in an endotoxemia study without evidence of dose-limiting toxicities. The highest dose level evaluated in RA patients has been a single IV loading dose of 32 mg/m<sup>2</sup> followed by SC doses of 16 mg/m<sup>2</sup> (~ 25 mg) administered twice weekly. In one RA trial, one patient mistakenly self-administered 62 mg etanercept SC twice weekly for 3 weeks without experiencing adverse effects.

For management of a suspected drug overdose, contact your regional poison control centre.

## 6 DOSAGE FORMS, STRENGTHS, COMPOSITION AND PACKAGING

Table – Dosage Forms, Strengths, Composition and Packaging

| Route of Administration | Dosage Form / Strength/Composition | Non-medicinal Ingredients |
|-------------------------|------------------------------------|---------------------------|
|-------------------------|------------------------------------|---------------------------|

|                             |  |   |
|-----------------------------|--|---|
| Subcutaneous injection (SC) | Sterile solution for injection/ 50 mg/mL pre-filled syringe (0.98 mL) and 50 mg/mL auto-injector (0.98 mL) | Sodium chloride, Sodium phosphate and Sucrose |
|-----------------------------|--|---|

**BRENZYS single-use pre-filled syringes** are available as a 50 mg dosage strength (0.98 mL of a 50 mg/mL solution of etanercept, minimum deliverable volume of 0.94 mL).

**BRENZYS single-use pre-filled auto-injectors** are available as a 50 mg dosage strength (0.98 mL of a 50 mg/mL solution of etanercept, minimum deliverable volume of 0.93 mL). Pre-filled syringes and auto-injectors are intended for subcutaneous injection.

The solution of BRENZYS is clear and colorless, sterile, preservative free, and is formulated at pH  $6.2 \pm 0.3$ . There may be small white particles of protein in the solution. Each BRENZYS single-use pre-filled syringe and pre-filled auto-injector contains 50 mg/mL solution of etanercept with 1% sucrose, 140 mM sodium chloride and 10 mM sodium phosphate.

BRENZYS 50 mg single-use pre-filled syringes and BRENZYS 50 mg single-use pre-filled auto-injectors are supplied in cartons containing four syringes or pens with 27-gauge, ½ inch needles.

## 7 DESCRIPTION

BRENZYS (etanercept) is a dimeric fusion protein consisting of the extracellular ligand-binding portion of the human 75 kilodalton (p75) tumour necrosis factor receptor (TNFR) linked to the Fc portion of human immunoglobulin (IgG1). Etanercept is produced by recombinant DNA technology in a Chinese hamster ovary (CHO) mammalian cell expression system. It consists of 934 amino acids and has an apparent molecular weight of approximately 150 kilodaltons.

## 8 WARNINGS AND PRECAUTIONS

Please see the Serious Warnings and Precautions Box at the beginning of Part I: Health Professional Information.

### **General**

Parenteral administration of any biologic product should be attended by appropriate precautions in case an allergic or untoward reaction occurs. Allergic reactions associated with administration of etanercept during clinical trials have been reported in < 2% of patients. If any serious allergic or anaphylactic reaction occurs, administration of BRENZYS should be discontinued immediately and appropriate therapy initiated.

### **Concurrent BRENZYS and abatacept treatment**

In clinical studies, concurrent administration of abatacept and etanercept resulted in increased incidences of serious adverse events and did not demonstrate increased clinical benefit. Use of BRENZYS with abatacept is not recommended (see DRUG INTERACTIONS).

### **Concurrent BRENZYS and anakinra treatment**

Serious infections and neutropenia were seen in clinical studies with concurrent use of anakinra and etanercept with no added clinical benefit compared to etanercept alone. Because of the nature of the adverse events seen with combination of etanercept and anakinra therapy, the combination of BRENZYS and anakinra is not recommended (see DRUG INTERACTIONS).

## **Surgery**

There is limited safety experience of surgical procedures in patients treated with etanercept. The half-life of BRENZYS should be taken into consideration if a surgical procedure is planned. A patient who requires surgery while on BRENZYS should be closely monitored for infections, and appropriate actions should be taken.

## **Switching between Biological DMARDS**

When switching from one biologic to another, patients should continue to be monitored for signs of infection.

## **Carcinogenesis, Mutagenesis, and Impairment of Fertility**

Long-term animal studies have not been conducted to evaluate the carcinogenic potential of etanercept or its effect on fertility. Mutagenesis studies were conducted *in vitro* and *in vivo*, and no evidence of mutagenic activity was observed.

## **Cardiovascular**

Two large clinical trials (2048 patients) evaluating the use of etanercept in the treatment of heart failure were terminated early due to lack of efficacy. There was a suggestion of worse heart failure outcomes in patients with moderate to severe congestive heart failure (CHF [NYHA Class III/IV]) receiving etanercept treatment compared to patients receiving placebo in one of the two trials.

There have been post-marketing reports of worsening of CHF, with and without identifiable precipitating factors, in patients taking etanercept. Physicians should exercise caution when using BRENZYS in patients who also have CHF, particularly NYHA Class III/IV.

## **Hematologic Events**

Rare cases (less than 1 case out of 1000 patients treated) of neutropenia, leukopenia, thrombocytopenia, anemia and pancytopenia (including aplastic anemia), some with fatal outcomes, have been reported in patients treated with etanercept. Cases of pancytopenia occurred as early as two weeks after initiating etanercept therapy. The causal relationship to etanercept therapy remains unclear. While the majority of patients who developed pancytopenia had recent or concurrent exposure to other anti-rheumatic medications known to be associated with myelosuppression (eg, methotrexate, leflunomide, azathioprine, and cyclophosphamide), some patients had no recent or concurrent exposure to such therapies. Although no high risk group has been identified, caution should be exercised in patients being treated with BRENZYS who have a previous history of significant hematologic abnormalities. All patients should be advised to seek immediate medical attention if they develop signs and symptoms suggestive of blood dyscrasias or infection (eg, persistent fever, bruising, bleeding, pallor) while on BRENZYS. Discontinuation of BRENZYS therapy should be considered in patients with confirmed significant hematologic abnormalities.

Patients treated with anakinra plus etanercept (3/139, 2%) developed neutropenia ( $ANC < 1 \times 10^9/L$ ). While neutropenic, one of these patients developed cellulitis that resolved with antibiotic therapy.

## **Hepatic** **Hepatitis B Reactivation**

Reactivation of hepatitis B in patients who were previously infected with the hepatitis B virus (HBV) and had received concomitant TNF-blocking agents, including very rare cases with etanercept, has been reported. In the majority of cases, patients were also being treated with other immunosuppressive drugs, including methotrexate, azathioprine, and/or corticosteroids. Hepatitis B reactivation is not unique to TNF-blockers and has been reported with other



immunosuppressive drugs. Therefore, a direct causal relationship to TNF-blockers has not been established. Patients should be evaluated for prior evidence of HBV infection before initiating TNF-blocker therapy. Those previously infected with HBV should be monitored for signs and symptoms of active HBV infection throughout the course of therapy and for several months following discontinuation of therapy.

### **Use in Patients with Moderate to Severe Alcoholic Hepatitis**

Physicians should use caution when using BRENZYS in patients with moderate to severe alcoholic hepatitis. In a study of 48 hospitalized patients treated with etanercept or placebo for moderate to severe alcoholic hepatitis, the mortality rate in patients treated with etanercept was similar to patients treated with placebo at one month but significantly higher after six months. Therefore, the use of BRENZYS for the treatment of patients with alcoholic hepatitis is not recommended.

## **Immune**

### **Autoimmunity**

Treatment with etanercept may result in the formation of autoantibodies and, rarely, can result in the development of lupus-like syndrome or autoimmune hepatitis, which may resolve following withdrawal of BRENZYS. If a patient develops symptoms and findings suggestive of a lupus-like syndrome or autoimmune hepatitis following treatment with BRENZYS, treatment should be discontinued and the patient should be carefully evaluated.

### **Immunizations**

Live vaccines (including yellow fever, Bacille Calmette-Guerin [BCG], rubella, polio, cholera, typhoid and varicella) should not be given concurrently with BRENZYS. Patients receiving BRENZYS may receive concurrent vaccinations, except for live vaccines. No data are available on the secondary transmission of infection by live vaccines in patients receiving etanercept.

No data are available on the effects of vaccination in RA patients receiving etanercept. Most psoriatic arthritis (PsA) patients receiving etanercept were able to mount effective B-cell immune response to pneumococcal polysaccharide vaccine, but titers in aggregate were moderately lower and fewer patients had two-fold rises in titers compared to patients not receiving etanercept. The clinical significance of this is unknown. In a study of 205 adult patients with PsA, antibody response to polysaccharide pneumococcal vaccine was similar in patients receiving placebo or etanercept for the following antigens: 9V, 14, 18C, 19F and 23F.

### **Immunosuppression and Immunocompetence**

The possibility exists for TNF-blocking agents, including BRENZYS, to affect host defences against infections and malignancies since TNF mediates inflammation and modulates cellular immune responses. In a study of 49 patients with RA treated with etanercept, there was no evidence of depression of delayed-type hypersensitivity, depression of immunoglobulin levels, or change in enumeration of effector cell populations. The role of etanercept in the development and course of malignancies as well as active and/or chronic infections is not fully understood. The safety and efficacy of etanercept in patients with immunosuppression or chronic infections have not been evaluated.

## **Malignancies**

### **Leukemia**

Cases of acute and chronic leukemia have been reported in association with post-marketing TNF-blocker use in RA and other indications. Even in the absence of TNF-blocker therapy, patients with RA may be at higher risk (approximately 2-fold) than the general population for the development of leukemia.

During the controlled portions of trials with etanercept, 2 cases of leukemia were observed among 5445 (0.06 cases per 100 patient-years) etanercept-treated patients versus 0 among 2890 (0%) control patients (duration of controlled treatment ranged from 3 to 48 months).

Among 15,401 patients treated with etanercept in controlled and open portions of clinical trials representing approximately 23,325 patient-years of therapy, the observed rate of leukemia was 0.03 cases per 100 patient-years (see ADVERSE REACTIONS/ Malignancies).

### **Lymphomas**

In the controlled portions of clinical trials of all the TNF-blocking agents, including etanercept, more cases of lymphoma have been observed among patients receiving the TNF blocker compared to control patients. In controlled and open-label portions of clinical trials of etanercept, the observed rate of lymphoma was 0.10 cases per 100 patient-years. This is 3-fold higher than expected in the general population. Patients with RA, particularly those with highly active disease and/or chronic exposure to immunosuppressant therapies, may be at a higher risk (up to several fold) for the development of lymphoma.

Post marketing cases of hepatosplenic T-cell lymphoma (HSTCL), a rare type of T-cell lymphoma that has a very aggressive disease course and is usually fatal, have been reported in patients treated with TNF-blockers. The majority of reported TNF-blocker cases occurred in adolescent and young adult males with Crohn's disease or ulcerative colitis. Almost all of these patients had received treatment with the immunosuppressants azathioprine and/or 6- mercaptopurine concomitantly with a TNF-blocker at or prior to diagnosis.

### **Melanoma and Non-melanoma skin cancer (NMSC)**

Melanoma and non-melanoma skin cancer (NMSC) have been reported in patients treated with TNF-blocking agents, including etanercept. In controlled and open portions of clinical trials among 15,401 patients treated with etanercept, representing approximately 23,325 patient-years of therapy, the observed rate of melanoma was 0.043 cases per 100 patient-years. In controlled clinical trials of rheumatology (RA, AS, PsA) patients, the observed rate of NMSC was 0.41 cases per 100 patient-years in reference product-treated patients compared to 0.37 cases per 100 patient-years among control patients. In controlled clinical trials of psoriasis patients who administered etanercept, the observed rate of NMSC was 3.54 cases per 100 patient-years in reference product-treated patients compared to 1.28 cases per 100 patient-years among control patients (see ADVERSE REACTIONS/Clinical Trial Adverse Drug Reactions/Malignancies). Post-marketing cases of Merkel cell carcinoma have been reported very infrequently in patients treated with etanercept.

Risk factors for melanoma or NMSC include cumulative exposure to ultraviolet light, increasing age, male gender, fair complexion, history of acute sunburn or skin cancer, tobacco use, and immunosuppressive agents. Periodic skin examination should be considered for all patients at increased risk for skin cancers

### **Other Malignancies**

For malignancies other than lymphoma and non-melanoma skin cancer, there was no difference in exposure-adjusted rates between etanercept, and control arms in the controlled portions of clinical studies for all indications. Analysis of the malignancy rate in combined controlled and uncontrolled portions of studies has demonstrated that types and rates are similar to what is expected in the general population based on the Surveillance, Epidemiology and End Results (SEER) database and suggest no increase in rates over time.

Whether treatment with BRENZYS might influence the development and course of malignancies in

adults is unknown (see ADVERSE REACTIONS/Clinical Trial Adverse Drug Reactions/Malignancies).

### **Pediatric Patients**

BRENZYS is not indicated in children. Available data for etanercept treatment in the pediatric population is summarized below:

Malignancies, some fatal, have been reported among children, adolescents and young adults ( $\leq 22$  years of age) who initiated treatment with TNF-blocking agents (initiation of therapy at  $\leq 18$  years of age), including etanercept. These cases were reported post-marketing and are derived from a variety of sources including registries and spontaneous post-marketing reports. Approximately half the cases were lymphomas, including Hodgkin's and non-Hodgkin's lymphoma. Of these cases, hepatosplenic T-cell lymphoma was not reported in patients treated with etanercept. The other cases represented a variety of different malignancies and included rare malignancies usually associated with immunosuppression and malignancies that are not usually observed in children and adolescents. Approximately half of these malignancies occurred in patients being treated for inflammatory bowel disease; approximately one-third of the cases occurred in patients being treated for JIA. The malignancies occurred after a median of 30 months of therapy (range 1 to 84 months). Most of the patients were receiving concomitant immunosuppressants.

In clinical trials of 696 patients treated with etanercept, representing 1282 patient-years of therapy, no malignancies, including lymphoma or NMSC, have been reported.

### **Neurologic Events**

Treatment with TNF blocking agents, including etanercept has been associated with rare cases of new onset or exacerbation of central nervous system disorders, including demyelinating disorders, some presenting with mental status changes and some associated with permanent disability, and with peripheral nervous system demyelinating disorders. Rare cases of transverse myelitis, optic neuritis, and new onset or exacerbation of seizure disorders have been observed in association with etanercept therapy. Guillain-Barré like syndromes have been reported very rarely in post-marketing experience with etanercept therapy. While no clinical trials have been performed evaluating etanercept therapy in patients with multiple sclerosis, other TNF-blocking agents administered to patients with multiple sclerosis have been associated with increases in disease activity. Prescribers should exercise caution in considering the use of BRENZYS in patients with pre-existing or recent-onset central or peripheral nervous system demyelinating disorders. Development of new, confirmed central nervous system demyelination in patients on BRENZYS warrants consideration of discontinuation of the medication.

### **Serious and Opportunistic Infections**

Serious and sometimes fatal infections due to bacterial, mycobacterial, invasive fungal, viral, parasitic (including protozoal), or other opportunistic pathogens have been reported in patients receiving TNF-blocking agents. Tuberculosis, histoplasmosis, aspergillosis, blastomycosis, candidiasis, coccidioidomycosis, legionellosis, listeriosis, and pneumocystosis have been reported (see ADVERSE REACTIONS/Infections). Patients have frequently presented with disseminated rather than localized disease. Many of the serious infections have occurred in patients on concomitant immunosuppressive therapy that, in addition to their underlying disease, could predispose them to infections.

Treatment with BRENZYS should not be initiated in patients with an active infection, including clinically important localized infections. The risks and benefits of treatment should be considered prior to initiating therapy in patients:

- With chronic or recurrent infection;
- Who have been exposed to tuberculosis;

- With a history of an opportunistic infection;
- Who have resided or traveled in areas of endemic tuberculosis or mycoses, such as histoplasmosis, coccidioidomycosis, or blastomycosis;
- With underlying conditions that may predispose them to infection such as advanced or poorly controlled diabetes.

Cases of reactivation of tuberculosis or new tuberculosis infections have been observed in patients receiving etanercept, including patients who have previously received treatment for latent or active tuberculosis. Patients should be evaluated according to the Canadian Tuberculosis Standards guidelines for tuberculosis risk factors and tested for latent infection prior to initiating BRENZYS and during therapy as appropriate. Prescribers are reminded of the risk of false negative tuberculin skin test results, especially in patients who are severely ill or immuno-compromised.

If active tuberculosis is diagnosed, BRENZYS therapy should not be initiated. If inactive ('latent') tuberculosis is diagnosed, treatment should be started with anti-tuberculosis therapy before the initiation of BRENZYS. In this situation, the benefit/risk balance of BRENZYS therapy should be very carefully considered. Anti-tuberculosis therapy should also be considered prior to initiation of BRENZYS in patients with a past history of latent or active tuberculosis in whom an adequate course of treatment cannot be confirmed, and for patients with a negative test for latent tuberculosis but having risk factors for tuberculosis infection. Consultation with a physician with expertise in the treatment of tuberculosis is recommended to aid in the decision whether initiating anti-tuberculosis therapy is appropriate for an individual patient.

Patients should be monitored for the development of signs and symptoms of infection during and after treatment with BRENZYS, including the possible development of tuberculosis in patients who tested negative for latent tuberculosis infection prior to initiating therapy. Tests for latent tuberculosis infection may be falsely negative while on therapy with BRENZYS.

Tuberculosis should be strongly considered in patients who develop a new infection during BRENZYS treatment, especially in patients who have previously or recently traveled to countries with a high prevalence of tuberculosis, or who have had close contact with a person with active tuberculosis.

Histoplasmosis and other invasive fungal infections are not consistently recognized in patients taking TNF blockers, including etanercept. This has resulted in delays in appropriate treatment, sometimes resulting in death. For patients who reside or travel in regions where mycoses are endemic, invasive fungal infection should be suspected if they develop a serious systemic illness. Appropriate empiric antifungal therapy may be initiated while a diagnostic workup is being performed. Antigen and antibody testing for histoplasmosis may be negative in some patients with active infection. When feasible, the decision to administer empiric antifungal therapy in these patients should be made in consultation with a physician with expertise in the diagnosis and treatment of invasive fungal infections and taking into account both the risk for severe fungal infection and the risks of antifungal therapy.

BRENZYS should be discontinued if a patient develops a serious infection or sepsis. A patient who develops a new infection during treatment with BRENZYS should be closely monitored, undergo a prompt and complete diagnostic workup appropriate for an immunocompromised patient, and antimicrobial therapy should be initiated, as appropriate.

In post-marketing studies of the reference product, etanercept, in patients with juvenile idiopathic arthritis (JIA), for which BRENZYS is not indicated, serious infections have been reported in approximately 3% of patients. Sepsis has also been reported in the post-market setting of etanercept (0.8%).

## **Wegener's Granulomatosis**

In a randomized placebo controlled study of 180 patients with Wegener's granulomatosis, the addition of etanercept to standard treatment (including cyclophosphamide, methotrexate, and corticosteroids) was no more efficacious than standard therapy alone. Patients receiving etanercept experienced more non-cutaneous malignancies than patients receiving placebo. The role of etanercept in this finding is uncertain due to imbalances between the two arms of the study including age, disease duration, and use of cyclophosphamide. The use of BRENZYS in patients with Wegener's granulomatosis receiving immunosuppressive agents is not recommended. The use of BRENZYS in any patients receiving concurrent cyclophosphamide therapy is not recommended.

## **8.1 Special Populations**

### **8.1.1 Pregnant Women**

#### **Pregnant Women:**

Etanercept crosses the placenta and has been detected in the serum of infants born to women treated with etanercept during pregnancy. The clinical impact of this exposure is unknown; however, infants may be at increased risk of infection. Administration of live vaccines to infants for 16 weeks after the mother's last dose of BRENZYS is generally not recommended.

#### *Human Data*

Available data from observational studies with use of etanercept during pregnancy do not reliably support an association between etanercept and major birth defects.

A prospective cohort pregnancy registry conducted by the Organization of Teratology Information Specialists (OTIS) in the United States (US) and Canada between 2000 and 2012 compared the risk of major birth defects in liveborn infants of women with rheumatic diseases or psoriasis exposed to etanercept in the first trimester. The proportion of major birth defects among liveborn infants in the etanercept-exposed (N=319) and diseased etanercept-unexposed cohorts (N=144) was 9.4% and 3.5%, respectively. No pattern of major or minor birth defects were seen.

A Scandinavian study compared the risk of major birth defects in liveborn infants of women with chronic inflammatory disease (CID) exposed to TNF-blockers during early pregnancy. Women were identified from the Danish (2004-2012) and Swedish (2006-2012) population-based health registers. The proportion of major birth defects among liveborn infants in the etanercept-exposed (N=344) and CID etanercept-unexposed cohorts (N=21,549) was 7.0% and 4.7%, respectively.

Overall, while both the OTIS Registry and Scandinavian study show a higher proportion of birth defects in etanercept-exposed patients compared to diseased etanercept-unexposed patients, these results should be interpreted with caution given the limitations with both studies and no pattern of birth defects were observed.

#### *Animal Data*

In embryofetal development studies with etanercept administered during the period of organogenesis to pregnant rats from gestation day (GD) 6 through 20 or pregnant rabbits from GD 6 through 18, there was no evidence of fetal malformations or embryotoxicity in rats or rabbits at respective doses that achieved systemic exposures 48 to 58 times the exposure in patients treated with 50 mg ENBREL once weekly (on an AUC basis with maternal subcutaneous doses up to 30 mg/kg/day in rats and 40 mg/kg/day in rabbits). In a peri- and post-natal development study with pregnant rats that received etanercept during organogenesis and the later gestational period from

GD 6 through 21, development of pups through postnatal day 4 was unaffected at doses that achieved exposures 48 times the exposure in patients treated with 50 mg ENBREL once weekly (on an AUC basis with maternal subcutaneous doses up to 30 mg/kg/day).

### **8.1.2 Breast-feeding**

#### **Nursing Women:**

Limited data from published literature show that etanercept is present in low levels in human milk and minimally absorbed by a breastfed infant. No data are available on the effects of etanercept on the breastfed child or the effects on milk production. The developmental and health benefits of breastfeeding should be considered along with the mother's clinical need for BRENZYS and any potential adverse effects on the breastfed child from the drug or from the underlying maternal condition.

### **8.1.3 Pediatrics**

#### **Pediatrics:**

BRENZYS is not indicated in children.

### **8.1.4 Geriatrics**

#### **Geriatrics (> 65 years of age):**

Four hundred and eighty clinical study patients in RA etanercept clinical studies were age 65 or older. No overall differences in safety or effectiveness were observed between these patients and younger patients.

One hundred and thirty-eight plaque psoriasis (PsO) patients in clinical studies performed with etanercept were age 65 or older. In controlled trials of PsO, rates of serious adverse events were seen at a frequency of < 1.5% among reference product- and placebo-treated patients in the first 3 months of treatment. However, in patients greater than 65 years of age treated with etanercept 50 mg twice weekly, serious adverse events occurred at a higher rate than in younger patients. In long-term open-label trials of PsO serious non-infectious adverse events were infrequent and exposure-adjusted event rates generally remained stable throughout etanercept treatment. Although data for patients aged 65 or greater in the long-term trials are limited, adverse events, including serious adverse events, occurred at a higher frequency for patients treated with 50 mg twice weekly (see ADVERSE REACTIONS/Adverse Drug Reaction Overview).

Greater sensitivity of some older individuals cannot be ruled out. Predisposition of older individuals to infection justifies greater caution when treating the elderly.

#### **Use in Diabetics:**

There have been reports of hypoglycemia following initiation of etanercept in patients receiving medication for diabetes, necessitating a reduction in anti-diabetic medication in some of these patients.

## 9 ADVERSE REACTIONS

The adverse drug reaction profiles reported in clinical studies that compared BRENZYS to the reference biologic drug were comparable. The description of adverse reactions in this section is based on clinical experience with the reference biologic drug.

### 9.1 Adverse Reaction Overview

#### Adverse Reactions in Adult Patients with Rheumatoid Arthritis or Ankylosing Spondylitis

Etanercept has been studied in 1442 patients with RA who have been followed for over 6 years, including 225 patients who have been followed for more than 10 years. Etanercept has been studied in 222 patients with AS for up to 48 months. Etanercept has over three million patient-years of post-market exposure.

Among patients with RA in placebo-controlled studies, serious adverse events occurred at a frequency of 4% in 349 patients treated with etanercept compared to 5% of 152 placebo-treated patients. In a subsequent study (Study III), serious adverse events occurred at a frequency of 6% in 415 patients treated with etanercept compared to 8% of 217 methotrexate-treated patients. In long-term open-label studies in adults with RA, there were no new or unexpected serious adverse events reported.

In studies with RA patients in placebo-controlled, active-controlled, and open-label trials of etanercept, infections and malignancies were the most common serious adverse events observed. Other infrequent serious adverse events observed in clinical trials with etanercept are listed below by body system:

|                        |  |
|------------------------|--|
| Cardiovascular:        | cardiomyopathy, fainting, heart failure, hypertension, hypotension, myocardial infarction, myocardial ischemia, deep vein thrombosis, thrombophlebitis |
| Digestive:             | cholecystitis, diarrhea, esophageal ulcer, gastrointestinal hemorrhage, pancreatitis, appendicitis   |
| General:               | impaired healing, asthenia   |
| Hematologic/Lymphatic: | lymphadenopathy, myelodysplastic syndrome, necrotizing granulomatous lymphadenitis   |
| Hepatic:               | hepatic disorder, hepatic steatosis  |
| Musculoskeletal:       | bursitis, fistula, fracture nonunion, polymyositis   |
| Nervous:               | anxiety, cerebral ischemia, convulsion, depression, multiple sclerosis   |
| Respiratory:           | asthma, dyspnea, pulmonary embolism, sarcoidosis   |
| Skin:                  | worsening psoriasis  |
| Urogenital:            | membranous glomerulonephropathy, kidney calculus   |

In a randomized controlled trial in which 51 patients with RA received etanercept 50 mg twice weekly and 25 patients received etanercept 25 mg twice weekly, the following serious adverse

events were observed in the 50 mg twice weekly arm: gastrointestinal bleeding, normal pressure hydrocephalus, seizure, and stroke. No serious adverse events were observed in the 25 mg arm.

In controlled trials, the proportion of patients who discontinued treatment due to adverse events was approximately 4% in both etanercept and placebo treatment groups. The vast majority of these patients were treated with the recommended dose of 25 mg SC twice weekly.

Among patients with RA in placebo-controlled studies, deaths occurred in 10 of 2696 (0.37%) etanercept-treated patients compared to 3 of 1167 (0.26%) placebo-treated patients. In controlled and uncontrolled RA studies there were 58 deaths in 6973 patient treated with at least one dose of etanercept over an exposure period of 11,765 patient-years (exposure-adjusted rate of 0.49). In the long-term open-label RA studies, the rate of death did not increase over time with increasing exposure to etanercept.

## 9.2 Clinical Trial Adverse Reactions

Because clinical trials are conducted under very specific conditions, the adverse reaction rates observed in the clinical trials may not reflect the rates observed in practice and should not be compared to the rates in the clinical trials of another drug. Adverse reaction information from clinical trials is useful for identifying drug-related adverse events and for approximating rates.

Adverse reactions reported in at least 1% of all patients who received etanercept in placebo-controlled RA trials (including the combination methotrexate trial) are outlined in Table 1 below. Adverse reactions reported during AS trials were similar to those reported in RA clinical trials.

**Table 1. Percent of RA Patients Reporting Adverse Reactions  $\geq$  1% by Body System and Preferred Term in Controlled Trial<sup>a</sup>**

| BODY SYSTEM<br>Preferred Term                | Placebo-Controlled<br>Percent of patients |                       | Active-Controlled<br>Percent of patients |                       |
|--|---|-----------------------|--|-----------------------|
|  | Placebo<br>(N=152)                        | Etanercept<br>(N=349) | Methotrexate<br>(N=217)                  | Etanercept<br>(N=415) |
| Injection Site Reaction                      | 10  | 37                    | 7  | 33                    |
| Infection <sup>b</sup>                       | 32  | 35                    | 72                                       | 64                    |
| Non-upper respiratory infection <sup>c</sup> | 31  | 39                    | 60                                       | 51                    |
| Upper respiratory infection <sup>c</sup>     | 16  | 29                    | 39                                       | 31                    |
| Other Adverse Events                         |   |                       |  |                       |
| Body as a Whole                              |   |                       |  |                       |
| Headache                                     | 3   | 3                     | 13                                       | 12                    |
| Asthenia                                     | 0   | 1                     | 7  | 5                     |
| Abdominal pain                               | 1   | 1                     | 5  | 4                     |
| Injection site hemorrhage                    | 0   | 0                     | 2  | 4                     |
| Pain   | 1   | 0                     | 1  | 1                     |
| Mucous membrane disorder                     | 0   | 1                     | 2  | 0                     |
| Chills                                       | 0   | 0                     | 2  | 0                     |
| Face edema                                   | 0   | 0                     | 1  | 0                     |
| Fever  | 0   | 0                     | 1  | 0                     |
| Cardiovascular System                        |   |                       |  |                       |
| Vasodilation                                 | 1   | 1                     | 1  | 1                     |
| Hypertension                                 | 0   | 0                     | 0  | 1                     |



|                                   |   |   |    |   |
|-----------------------------------|---|---|----|---|
| Digestive System                  |   |   |    |   |
| Nausea                            | 3 | 2 | 18 | 9 |
| Diarrhea                          | 1 | 1 | 5  | 7 |
| Dyspepsia                         | 0 | 0 | 3  | 6 |
| Mouth ulcer                       | 0 | 1 | 11 | 4 |
| Constipation                      | 1 | 0 | 3  | 2 |
| Vomiting                          | 0 | 0 | 4  | 1 |
| Anorexia                          | 0 | 0 | 2  | 1 |
| Flatulence                        | 0 | 0 | 2  | 1 |
| Stomatitis aphthous               | 0 | 0 | 2  | 1 |
| Dry mouth                         | 0 | 1 | 0  | 1 |
| Stomatitis                        | 0 | 0 | 3  | 0 |
| Hemic & Lymphatic System          |   |   |    |   |
| Ecchymosis                        | 1 | 0 | 2  | 2 |
| Metabolic & Nutritional Disorders |   |   |    |   |
| Peripheral edema                  | 0 | 0 | 1  | 2 |
| Weight increased                  | 0 | 0 | 1  | 1 |
| Abnormal healing                  | 0 | 0 | 1  | 0 |
| Musculoskeletal System            |   |   |    |   |
| Leg cramps                        | 0 | 1 | 1  | 0 |
| Nervous System                    |   |   |    |   |
| Dizziness                         | 1 | 3 | 5  | 5 |
| Vertigo                           | 0 | 0 | 0  | 1 |
| Respiratory System                |   |   |    |   |
| Rhinitis                          | 2 | 2 | 5  | 4 |
| Dyspnea                           | 0 | 0 | 1  | 3 |
| Pharyngitis                       | 0 | 1 | 2  | 2 |
| Cough increased                   | 1 | 1 | 2  | 1 |
| Epistaxis                         | 0 | 0 | 3  | 0 |
| Voice alteration                  | 0 | 0 | 1  | 0 |
| Skin & Appendages                 |   |   |    |   |
| Rash                              | 2 | 3 | 10 | 6 |
| Alopecia                          | 0 | 1 | 11 | 5 |
| Pruritus                          | 1 | 2 | 1  | 2 |
| Urticaria                         | 1 | 0 | 2  | 1 |
| Sweat                             | 0 | 0 | 1  | 1 |
| Nail disorder                     | 0 | 0 | 2  | 0 |
| Special Senses                    |   |   |    |   |
| Dry eye                           | 0 | 0 | 0  | 1 |
| Tinnitus                          | 0 | 0 | 0  | 1 |
| Amblyopia                         | 0 | 0 | 1  | 0 |

<sup>a</sup> Includes data from the double-blinded studies in which patients received concurrent MTX therapy.

<sup>b</sup> Infection (total) includes data from all three placebo-controlled trials. Body system and relationship to study drug was not collected for infections.

<sup>c</sup> Non-URI and URI include data only from two placebo-controlled trials where infections were collected separately from adverse events (placebo N = 110, Reference product N = 213).

N = Number of patients having received at least 1 dose of study drug

% = n/N\*100

### 9.3 Less Common Clinical Trial Adverse Reactions

#### Autoantibodies

Patients had serum samples tested for autoantibodies at multiple time points. In RA Studies I and II, the percentage of patients evaluated for antinuclear antibodies (ANA) who developed new positive ANA (1:40) was higher in patients treated with etanercept (11%) than in placebo-treated patients (5%). The percentage of patients who developed new positive anti-double-stranded DNA antibodies was also higher by radioimmunoassay (15% of patients treated with etanercept compared to 4% of placebo-treated patients) and by *Crithidia luciliae* assay (3% of patients treated with etanercept compared to none of placebo-treated patients). The proportion of patients treated with etanercept who developed anticardiolipin antibodies was similarly increased compared to placebo-treated patients. In Study III, no pattern of increased autoantibody development was seen in etanercept patients compared to methotrexate patients.

The impact of long-term treatment with etanercept on the development of autoimmune diseases is unknown. Rare adverse event reports have described patients with rheumatoid factor positive and/or erosive RA who have developed additional autoantibodies in conjunction with rash and other features suggesting a lupus-like syndrome.

### Immunogenicity

Patients with RA, or PsA, AS or PsO were tested at multiple time points for antibodies to etanercept. Non-neutralizing antibodies to the TNF receptor portion or other protein components of the reference drug product were detected at least once in sera of approximately 6% of adult patients with RA, PsA, AS or PsO. In long-term PsO studies up to 144 weeks, the percentage of patients testing positive at any time point assessed was 3%-10%. Results from JIA patients were similar to those seen in adult RA patients treated with etanercept. In all clinical studies with etanercept to date, there has been no apparent correlation of antibody development to clinical response or adverse events. Neutralizing antibodies have not been observed with etanercept.

The data reflect the percentage of patients whose test results were considered positive for antibodies to etanercept in an ELISA assay and are highly dependent on the sensitivity and specificity of the assay. Additionally, the observed incidence of any antibody positivity in an assay is highly dependent on several factors including assay sensitivity and specificity, assay methodology, sample handling, timing of sample collection, concomitant medications, and underlying disease. For these reasons, comparison of the incidence of antibodies to etanercept with incidence of antibodies to other products may be misleading.

### Infections

The percent of patients reporting infections in controlled studies of etanercept in RA and AS is provided in Table 2. The most common type of infection was upper respiratory infection.

**Table 2. Percent of Patients Reporting Infections Across Controlled Studies in Rheumatoid Arthritis and Ankylosing Spondylitis**

|  | Event           |         |      |
|--|-----------------|---------|------|
|  | Total Infection | Non-URI | URI  |
| Rheumatoid Arthritis<br>(Placebo-Controlled) |                 |         |      |
| Placebo (N=152)                              | 32%             | 31%     | 16%  |
| Etanercept (N=349)                           | 35%             | 39%     | 29%* |
| Rheumatoid Arthritis<br>(Active-Controlled)  |                 |         |      |
| MTX (N=217)                                  | 72%             | 60%     | 39%  |
| Etanercept (N=415)                           | 64%*            | 51%     | 31%  |
| Ankylosing Spondylitis                       |                 |         |      |
| Placebo (N=139)                              | 30%             | 20%     | 12%  |
| Etanercept (N=138)                           | 41%             | 24%     | 20%* |

URI = Upper Respiratory Infection

\*Fisher's exact p-value < 0.05

For dose and regimen of the reference product in each indication, please refer to Part II Clinical Trials section.

In placebo-controlled trials conducted with etanercept in RA, and AS no increase in the incidence of serious infections was observed (approximately 1% in both placebo- and etanercept-treated groups). In all clinical trials in RA, serious infections experienced by patients have included pyelonephritis, bronchitis, septic arthritis, abdominal abscess, cellulitis, osteomyelitis, wound infection, pneumonia, foot abscess, leg ulcer, diarrhea, sinusitis and sepsis. The rate of serious infections has not increased in open-label extension trials and is similar to that observed in controlled trials (Table 3). Serious infections, including sepsis and death, have also been reported during post-marketing use of etanercept. Some have occurred within a few weeks after initiating treatment with etanercept. Many of the patients had underlying conditions (eg, diabetes, congestive heart failure, history of active or chronic infections) in addition to their RA. Data from a sepsis clinical trial not specifically in patients with RA suggest that etanercept treatment may increase mortality in patients with established sepsis.

**Table 3. Serious Infections over Time**

| Year | All etanercept* (N = 1341) |                                |                |
|------|----------------------------|--------------------------------|----------------|
|      | Number of patients         | Number of patients with events | Incidence rate |
| 1    | 1341                       | 35                             | 0.026          |
| 2    | 1113                       | 26                             | 0.023          |
| 3    | 1006                       | 26                             | 0.026          |
| 4    | 915                        | 25                             | 0.027          |
| 5    | 849                        | 27                             | 0.032          |
| 6    | 769                        | 22                             | 0.029          |
| 7    | 696                        | 21                             | 0.030          |
| 8    | 647                        | 24                             | 0.037          |
| 9    | 608                        | 16                             | 0.026          |
| 10   | 529                        | 15                             | 0.028          |

Controlled trials and open-label extension studies in RA.

In a controlled trial in patients with AS, rates of infection were also similar to those observed in the controlled studies of patients with RA or PsA. No increase in the incidence of serious infections was observed in patients treated with etanercept.

In 2 studies in which patients were receiving both etanercept and anakinra for up to 24 weeks, the incidence of serious infections was 7%. The most common infections consisted of bacterial pneumonia (4 cases) and cellulitis (4 cases). One patient with pulmonary fibrosis and pneumonia died due to respiratory failure.

In global etanercept clinical studies of 20,070 patients (28,308 patient-years of therapy), tuberculosis was observed in approximately 0.01% of patients. In 15,438 patients (23,524 patient-years of therapy) from clinical studies in the US and Canada, tuberculosis was observed in approximately 0.007% of patients. These studies include reports of pulmonary and extra-pulmonary tuberculosis (see WARNINGS and PRECAUTIONS/Serious and Opportunistic Infections section).

In 38 etanercept clinical trials and 4 cohort studies in all approved indications representing 27,169 patient-years of exposure (17,696 patients) from the United States and Canada, no histoplasmosis infections were reported among patients treated with etanercept. Data from clinical studies and post-marketing reports suggest that differences may exist in the risk of invasive histoplasmosis

infection among TNF blockers. Nonetheless, post-marketing cases of serious and sometimes fatal fungal infections, including histoplasmosis, have been reported with TNF blockers, including etanercept (see WARNINGS and PRECAUTIONS/Serious and Opportunistic Infections section).

In post-marketing experience infections have been observed with various pathogens including viral, bacterial, mycobacterial, invasive fungal, and parasitic (including protozoal) organisms. Infections, including opportunistic infections (including atypical mycobacterial infection, herpes zoster, aspergillosis, *Pneumocystis jiroveci* pneumonia, histoplasmosis, candidiasis, coccidioidomycosis, listeriosis and legionellosis), have been reported in patients receiving etanercept alone or in combination with immunosuppressive agents.

### **Injection Site Reactions**

In controlled trials with etanercept in rheumatologic indications, approximately 37% of patients treated with etanercept developed injection site reactions. All injection site reactions were described as mild to moderate (erythema and/or itching, pain, or swelling). Injection site reactions generally occurred in the first month, if they occurred at all, did not necessitate study drug discontinuation, and subsequently decreased in frequency after the first month. The mean duration was 3 to 5 days. No treatment was given for approximately 90% of injection site reactions, and most of the patients who were given treatment received topical preparations, such as corticosteroids, or oral antihistamines. There have been common occurrences (7%) of redness at a previous injection site when subsequent injections were given; however, no intervention was necessary. In post-marketing experience, there have been reported cases (1.8% of all patients treated) of injection site bleeding and bruising observed in conjunction with etanercept therapy.

### **Less Common Clinical Trial Adverse Drug Reactions (< 1%)**

The following adverse reactions were reported at an incidence of < 1% (occurring in more than 1 patient, with higher frequency than placebo): **Body as a Whole:** enlarged abdomen, general edema, hernia, infection, injection site reaction, malaise, overdose, Sjogrens syndrome; **Cardiovascular:** cerebrovascular accident, hypotension, myocardial infarction, phlebitis, deep thrombophlebitis; **Gastrointestinal:** increased appetite, colitis, dysphagia, glossitis, gum hemorrhage, rectal hemorrhage; **Hemic and Lymphatic System:** petechia; **Metabolic and Nutritional Disorders:** edema, hypercholesteremia, hyperglycemia; **Musculoskeletal System:** arthrosis, bone disorder, fibrosis tendon, bone necrosis; **Nervous System:** nervousness, neuropathy; **Respiratory System:** bronchitis, lung carcinoma, hemoptysis, laryngitis; **Skin and Appendages:** skin carcinoma, dermatitis exfoliative, skin hypertrophy, skin discoloration, skin ulcer; **Special Senses:** corneal lesion, ear disorder, eye hemorrhage, otitis media; **Urogenital System:** cervix disorder, cystitis, dysuria, gynecomastia, uterine hemorrhage, kidney polycystic, cervix neoplasm, polyuria, urine urgency.

### **Leukemia**

Cases of acute and chronic leukemia have been reported in association with post-marketing TNF-blocker use in RA and other indications. Even in the absence of TNF-blocker therapy, patients with RA may be at higher risk (approximately 2-fold) than the general population for the development of leukemia.

During the controlled portions of etanercept trials, 2 cases of leukemia were observed among 5445 (0.06 cases per 100 patient-years etanercept-treated patients versus 0 among 2890 (0%) control patients (duration of controlled treatment ranged from 3 to 48 months).

Among 15,401 patients treated with etanercept in controlled and open portions of clinical trials representing approximately 23,325 patient-years of therapy, the observed rate of leukemia was 0.03 cases per 100 patient-years.

## **Lymphomas**

An increased rate of lymphoma up to several-fold has been reported in the RA patient population, and may be further increased in patients with more severe disease activity.

In the controlled portions of clinical trials of TNF-blocking agents, more cases of lymphoma have been observed among patients receiving a TNF blocker compared to control patients. During the controlled portions of etanercept trials in adult patients with RA, AS, and PsA, 2 lymphomas were observed among 3306 etanercept-treated patients versus 0 among 1521 control patients (duration of controlled treatment ranged from 3 to 36 months).

Among 6543 adult rheumatology (RA, PsA, AS) patients treated with etanercept in controlled and uncontrolled portions of clinical trials, representing approximately 12,845 patient-years of therapy, the observed rate of lymphoma was 0.10 cases per 100 patient-years. This was 3-fold higher than the rate of lymphoma expected in the general population based on the SEER database.

In an open-label extension study that followed 581 DMARD-refractory RA patients for more than 10 years, the SIR for lymphomas with respect to corresponding SEER rate was 4.49 with a 95% CI of 1.81 to 9.26. In an open-label extension study that followed 468 early active RA patients for up to 9.6 years, the SIR for lymphomas with respect to corresponding SEER rate was 7.76 with a 95% CI of 3.35 to 15.30.

## **Malignancies**

Information is available from 10,953 adult patients with 17,123 patient-years and 696 pediatric patients with 1282 patient-years of experience across 45 etanercept clinical studies.

In an open-label extension study that followed 581 DMARD-refractory RA patients for more than 10 years, the standardized incidence ratio (SIR) for all malignancies with respect to corresponding SEER rate was 1.30 with the 95% confidence interval (CI) of 0.97 to 1.71. In an open-label extension study that followed 468 early active RA patients for up to 9.6 years, the SIR for all malignancies with respect to corresponding SEER rate was 1.39 with the 95% CI of 0.98 to 1.93.

## **Melanoma and Non-melanoma skin cancer (NMSC)**

Melanoma and non-melanoma skin cancer (NMSC) have been reported in patients treated with TNF-blockers, including etanercept. Among 15,401 patients treated with etanercept in controlled and open portions of clinical trials representing approximately 23,325 patient-years of therapy, the observed rate of melanoma was 0.043 cases per 100 patient-years. Among 3306 adult rheumatology patients treated with etanercept in controlled clinical trials, representing approximately 2669 patient-years of therapy, the observed rate of NMSC was 0.41 cases per 100 patient-years vs. 0.37 cases per 100 patient-years among 1521 control patients representing 1077 patient-years.

Among 89 patients with Wegener's granulomatosis receiving etanercept in a randomized, placebo-controlled trial, 5 experienced a variety of non-cutaneous solid malignancies compared with none receiving placebo (see WARNINGS AND PRECAUTIONS/ Wegener's granulomatosis).

## **Other**

In a study with etanercept manufactured by a modified process (see PART II/ CLINICAL TRIALS/ Other Studies) major adverse events included the following. Twelve patients (5.4%) experienced 13 serious adverse events. One patient experienced a benign lung neoplasm. One patient (0.4%) experienced a life-threatening non-infectious event (pulmonary embolism) and 14 patients (6.3%) experienced severe non-infectious adverse events. One serious event (urinary tract infection) was considered infectious. One adverse event of hepatic neoplasm malignant (serious) and one

squamous cell carcinoma (non-serious) were reported. Overall, the safety profile was comparable to the etanercept manufactured using the previous process.

### **Other Malignancies**

For malignancies other than lymphoma and non-melanoma skin cancer, there was no difference in exposure-adjusted rates between etanercept and control arms in the controlled portions of clinical studies for all indications. Analysis of the malignancy rate in combined controlled and uncontrolled portions of studies has demonstrated that types and rates are similar to what is expected in the general population based on the SEER database and suggest no increase in rates over time.

Whether treatment with etanercept might influence the development and course of malignancies in adults is unknown.

### **Patients with Heart Failure**

Two randomized placebo-controlled studies have been performed in patients with CHF. In one study, patients received either etanercept 25 mg twice weekly, 25 mg three times weekly, or placebo. In a second study, patients received either etanercept 25 mg once weekly, 25 mg twice weekly, or placebo. Results of the first study suggested higher mortality in patients treated with etanercept at either schedule compared to placebo. Results of the second study did not corroborate these observations. Analyses did not identify specific factors associated with increased risk of adverse outcomes in heart failure patients treated with etanercept (see WARNINGS AND PRECAUTIONS/ Cardiovascular).

## **9.4 Clinical Trial Adverse Reactions (Pediatrics)**

### **Adverse Reactions in Pediatric Patients**

The safety of BRENZYS has not been established in pediatric patients.

## **9.5 Post-Market Adverse Reactions**

Additional adverse events have been identified during post-marketing use of etanercept. Because these events are reported voluntarily from a population of uncertain size, it is not always possible to reliably estimate their frequency or establish a causal relationship to etanercept exposure. These adverse events include, but are not limited to, the following (listed by body system):

|   |  |
|---|--|
| Body as a Whole:                            | angioedema, fatigue, fever, flu syndrome, generalized pain, weight gain                                      |
| Cardiovascular:                             | chest pain, vasodilation (flushing), new-onset congestive heart failure                                      |
| Digestive:                                  | altered sense of taste, anorexia, diarrhea, dry mouth, intestinal perforation                                |
| Hematologic/Lymphatic:                      | adenopathy, anemia, aplastic anemia, leukopenia, neutropenia, pancytopenia, thrombocytopenia                 |
| Hepatobiliary:                              | autoimmune hepatitis, elevated transaminase, hepatitis B reactivation  |
| Immune:                                     | macrophage activation syndrome, systemic vasculitis  |
| Musculoskeletal:                            | joint pain, lupus-like syndrome with manifestations including rash consistent with subacute or discoid lupus |
| Neoplasms benign, malignant and unspecified | Merkel cell carcinoma  |
| Nervous:                                    | paresthesias, stroke, seizures and central nervous system  |

events suggestive of multiple sclerosis or isolated demyelinating conditions such as transverse myelitis or optic neuritis

Ocular: dry eyes, ocular inflammation, scleritis, uveitis

Respiratory: dyspnea, interstitial lung disease, pulmonary disease, worsening of prior lung disorder

Skin: cutaneous vasculitis, including leukocytoclastic vasculitis (with several symptom manifestations), erythema multiforme, Stevens- Johnson syndrome, toxic epidermal necrolysis, pruritus, subcutaneous nodules, urticaria, new or worsening psoriasis (all sub-types including pustular and palmoplantar)

## 10 DRUG INTERACTIONS

### 10.1 Overview

Specific drug interaction studies have not been conducted. Etanercept has not been formally evaluated in combination with other DMARDs such as gold, antimalarials, sulfasalazine, penicillamine, azathioprine, cyclophosphamide, or leflunomide and the benefits and risks of such combinations are unknown.

### 10.2 Drug-Drug Interactions

Etanercept can be used in combination with methotrexate in adult patients with RA.

No clinically significant pharmacokinetic drug-drug interactions were observed in studies with digoxin and warfarin.

Patients in a clinical study who were on established therapy with sulfasalazine, to which etanercept was added, experienced a statistically significant decrease in mean white blood cell counts in comparison to groups treated with either etanercept or sulfasalazine alone. The significance of this observation is unknown.

Concurrent introduction of etanercept and anakinra therapies has not been associated with increased clinical benefit to patients. In a study in which patients with active RA were treated for up to 24 weeks with concurrent etanercept and anakinra therapy, a 7% rate of serious infections was observed, which was higher than that observed with etanercept alone (0%). Two percent of patients treated concurrently with etanercept and anakinra developed neutropenia ( $ANC < 1 \times 10^9/L$ ).

In a study of patients with Wegener's granulomatosis, the addition of etanercept to standard therapy (including cyclophosphamide) was associated with a higher incidence of non-cutaneous malignancies. Although the role of etanercept in this finding is uncertain, the use of BRENZYS in any patients receiving concurrent cyclophosphamide therapy is not recommended.

In clinical studies, concurrent administration of abatacept and etanercept resulted in increased incidences of serious adverse events and did not demonstrate increased clinical benefit. Use of BRENZYS with abatacept is not recommended.

## 11 ACTION AND CLINICAL PHARMACOLOGY

### 11.1 Mechanism of Action

Etanercept is a dimeric fusion protein consisting of the extracellular ligand-binding portion of the human 75 kilodalton (p75) tumour necrosis factor receptor (TNFR) linked to the Fc portion of human IgG1. It consists of 934 amino acids and has an apparent molecular weight of approximately 150 kilodaltons.

Etanercept binds specifically to soluble and cell surface tumour necrosis factor (TNF) and blocks its interaction with cell surface TNF receptors. Etanercept inactivates TNF without causing *in vitro* lysis of cells involved in the immune response. TNF is a naturally occurring cytokine, or immune system protein, that is implicated in the development and progression of inflammatory, infectious, and autoimmune diseases. TNF plays an important role in the inflammatory processes of RA, AS and the resulting joint pathology. Elevated levels of TNF are found in the synovial fluid of RA patients, and in serum and synovial tissue of patients with AS.

Two distinct receptors for TNF (TNFRs), a 55 kilodalton protein (p55) and a 75 kilodalton protein (p75), exist naturally as monomeric molecules on cell surfaces and in soluble forms. Biological activity of TNF is dependent upon binding to either cell surface TNFR.

Etanercept is a dimeric soluble form of the p75 TNF receptor that can bind to two TNF molecules. This dimeric binding provides substantially greater competitive inhibition of TNF than monomeric soluble receptors.

Much of the joint pathology in RA is mediated by proinflammatory molecules that are linked in a network controlled by TNF.

Etanercept competitively inhibits binding of both TNF  $\alpha$  and TNF  $\beta$  (lymphotoxin  $\alpha$  [LT  $\alpha$ ]) to cell surface TNF receptors, rendering TNF biologically inactive. Etanercept does not cause lysis of TNF-producing cells *in vitro*, in the presence or absence of complement.

### 11.2 Pharmacodynamics

Etanercept also modulates biological responses that are induced or regulated by TNF, including expression of adhesion molecules responsible for leukocyte migration (i.e., E-selectin and to a lesser extent intercellular adhesion molecule-1 [ICAM-1]), serum levels of cytokines (eg, IL-6, IL-1), and serum levels of matrix metalloproteinase-3 (MMP-3 or stromelysin). Etanercept has been shown to affect several animal models of inflammation, including murine collagen-induced arthritis.

### 11.3 Pharmacokinetics

After administration of 25 mg etanercept by a single subcutaneous (SC) injection to 25 patients with RA, a mean  $\pm$  standard deviation half-life of  $102 \pm 30$  hours was observed with a clearance of  $160 \pm 80$  mL/hr. A maximum serum concentration ( $C_{max}$ ) of  $1.1 \pm 0.6$  mcg/mL and time to  $C_{max}$  of  $69 \pm 34$  hours was observed in these patients following a single 25 mg dose. After 6 months of twice weekly 25 mg doses in these same RA patients, the mean  $C_{max}$  was  $2.4 \pm 1.0$  mcg/mL (N = 23). Patients exhibited a two- to seven-fold increase in peak serum concentrations and approximately four-fold increase in  $AUC_{0-72 \text{ hr}}$  (range 1 to 17 fold) with repeated dosing. Serum concentrations in patients with RA have not been measured for periods of dosing that exceed 6 months. In another study, serum concentration profiles at steady state were comparable among patients with RA



treated with 50 mg etanercept once weekly and those treated with 25 mg etanercept twice weekly. The mean ( $\pm$  standard deviation)  $C_{max}$ ,  $C_{min}$ , and partial AUC were  $2.4 \pm 1.5$  mg/L,  $1.2 \pm 0.7$  mg/L, and  $297 \pm 166$  mg•h/L, respectively, for patients treated with 50 mg etanercept once weekly (N = 21); and  $2.6 \pm 1.2$  mg/L,  $1.4 \pm 0.7$  mg/L, and  $316 \pm 135$  mg•h/L for patients treated with 25 mg etanercept twice weekly (N = 16).

### Special Populations and Conditions

**Gender:** Pharmacokinetic parameters were not different between men and women and did not vary with age in adult patients.

**Hepatic Insufficiency:** No formal pharmacokinetic studies have been conducted to examine the effect of hepatic impairment on etanercept disposition or potential interactions with methotrexate.

**Renal Insufficiency:** No formal pharmacokinetic studies have been conducted to examine the effect of renal impairment on etanercept disposition or potential interactions with methotrexate.

## 12 STORAGE, STABILITY AND DISPOSAL

**BRENZYS Single-use Pre-filled Syringe and BRENZYS Single-use Pre-filled Auto-injector:** BRENZYS should be stored refrigerated at 2°C to 8°C. **DO NOT FREEZE.** Keep the product in the original carton to protect from light until the time of use. Do not shake. Keep in a safe place out of the reach of children.

Do not use BRENZYS beyond the expiration date stamped on the carton, syringe or auto-injector label. BRENZYS may be transferred to room temperature storage ( $\leq 27^\circ\text{C}$ ) for a period not to exceed 60 days. Once transferred to room temperature storage, BRENZYS must be used within 60 days. Protect from direct sunlight, sources of heat, and humidity.

## 13 SPECIAL HANDLING INSTRUCTIONS

BRENZYS is provided as a single-use pre-filled syringe and a single-use pre-filled auto-injector.

If a patient or caregiver is to administer BRENZYS, he/she should be instructed in injection techniques and how to measure the correct dose to ensure the safe administration of BRENZYS. The first injection should be performed under the supervision of a qualified health care professional. The patient's or caregiver's ability to inject subcutaneously should be assessed. Alcohol swabs and cotton balls or gauze are required for the injections and will need to be obtained separately. A puncture-resistant container for disposal of syringes and auto-injectors should be used. Patients and caregivers should be instructed in the technique of proper syringe disposal, and be cautioned against reuse of these items.

## PART II: SCIENTIFIC INFORMATION

### 14 PHARMACEUTICAL INFORMATION

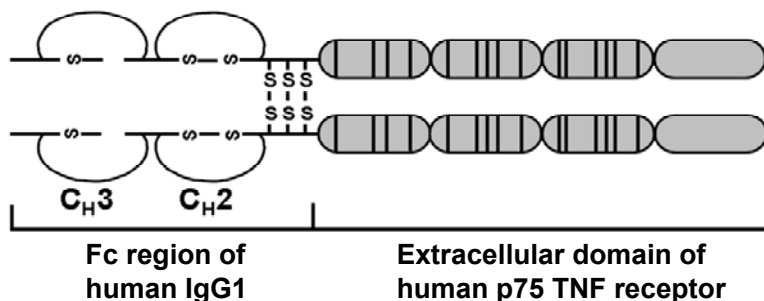
#### Drug Substance

Proper name: Etanercept

Chemical name: Etanercept is not a chemical. Etanercept is a Recombinant human Tumour Necrosis Factor Receptor: Fusion Protein (TNFR:Fc)

Molecular formula and molecular mass: Etanercept consists of 934 amino acids and has an apparent molecular weight of approximately 150 kilodaltons. The relative activity of BRENZYS is 100% compared to Enbrel®.

Structural formula:



Physicochemical properties:

BRENZYS is a clear and colorless, sterile, preservative free solution, and is formulated at pH  $6.2 \pm 0.3$ . There may be small white particles of protein in the solution. This is not unusual for proteinaceous solutions. Each BRENZYS single-use pre-filled syringe and pre-filled auto-injector contains a 50 mg/mL solution of etanercept, with 1% sucrose, 140 mM sodium chloride and 10 mM sodium phosphate.

#### Product Characteristics

Etanercept is a dimeric fusion protein consisting of the extracellular ligand-binding portion of the human p75 tumour necrosis factor receptor (TNFR) linked to the Fc portion of human IgG1 (see illustration above). Etanercept is produced by recombinant DNA technology in a Chinese hamster ovary (CHO) mammalian cell expression system for use as a therapeutic inhibitor of tumour necrosis factor (TNF), a proinflammatory cytokine. Etanercept is composed entirely of human amino acid sequences. The Fc component of etanercept contains the CH2 and CH3 domains but not the CH1 domain of IgG1.

### 15 COMPARATIVE CLINICAL TRIALS

#### 15.1 Comparative Trial Design and Study Demographics

Clinical studies conducted to support similarity between BRENZYS and the reference biologic drug included:

- Clinical phase I study SB4-G11-NHV in healthy male subjects.

- Clinical Phase III study SB4-G31-RA in patients with moderate to severe RA despite MTX therapy.

A brief overview of the trial designs and demographic characteristics of patients enrolled in each clinical study are presented in Table 4.

**Table 4. Study Demographics and Trial Design**

| Study Number | Type of Study  | Trial Design  | Dosage, Route of Administration and Duration   | Study Subjects (n)  | Mean Age (years; range)                                   | Gender   |
|--------------|--|---|--|---|---|--|
| SB4-G11-NHV  | <u>Phase I:</u><br>Comparative PK, Safety / Tolerability, Immunogenicity<br><br>Equivalence Study                            | Randomized, single-blind, three-part, two-period, two-sequence (1:1 ratio), single-dose, cross-over study | Etanercept 50 mg/mL<br><br><u>Part A:</u><br>BRENZYS 50 mg, EU Enbrel® 50 mg, Single dose, SC<br><br><u>Part B:</u><br>BRENZYS 50 mg, US Enbrel® 50 mg, Single dose, SC<br><br><u>Part C:</u><br>EU Enbrel® 50 mg, US Enbrel® 50 mg, Single dose, SC<br><br>Period 1: 21 days<br>Period 2: 21 days<br>Treatment periods separated by 7 days, resulting in washout of 28 days | Healthy male subjects<br>N=138<br><br>Part A: n=46<br>Part B: n=46<br>Part C: n=46  | 40<br>19-55<br><br>Part A: 39<br>Part B: 40<br>Part C: 41 | Male:<br>n=138<br>(100%)   |
| SB4-G31-RA   | <u>Phase III:</u><br>Comparative Efficacy, Safety / Tolerability, Immunogenicity<br>Steady-state PK<br><br>Equivalence Study | Randomized, double-blind, two-arm (1:1 ratio), parallel-group, multicentre study                          | <u>Etanercept 50 mg/mL (for 52 weeks), MTX background treatment</u><br><br><u>BRENZYS arm:</u><br>BRENZYS 50 mg, once weekly, SC<br><br><u>Enbrel® arm:</u><br>EU Enbrel® 50 mg, once weekly, SC<br><br>52-week active treatment period (plus 4-week safety follow-up)   | Patients with moderate to severe rheumatoid arthritis (RA) despite MTX therapy<br><br>N=596 (BRENZYS : 299; Enbrel®: 297) | 51.8<br>19-75<br><br>BRENZYS: 52.1<br>Enbrel®: 51.6       | BRENZYS<br>Male: n=50 (16.7%)<br>Female: n=249 (83.3%)<br><br>Enbrel®<br>Male: n=44 (14.8%)<br>Female: n=253 (85.2%) |

MTX: methotrexate; PK: Pharmacokinetics; RA: rheumatoid arthritis; SC: subcutaneous;

Study SB4-G11-NHV was a controlled, randomized, single-blind, 3-part, 2-period, 2-sequence, single-dose, cross-over study to compare the PK, safety / tolerability, and immunogenicity of three formulations of etanercept (BRENZYS, EU Enbrel<sup>®</sup>, US Enbrel<sup>®</sup>) in healthy male subjects.

The study evaluated 138 healthy male subjects (46 in each arm). The study comprised three parts (Part A, B, and C) to demonstrate comparability between BRENZYS and EU Enbrel<sup>®</sup>, between BRENZYS and US Enbrel<sup>®</sup> and between EU Enbrel<sup>®</sup> and US Enbrel<sup>®</sup>, respectively.

In each period, a single dose of 50 mg was given and then followed for 21 days to assess PK, safety, tolerability and immunogenicity of etanercept.

Study SB4-G31-RA evaluated efficacy, safety / tolerability, pharmacokinetic and immunogenicity of BRENZYS and EU Enbrel<sup>®</sup>.

This study evaluated 596 patients who were 18-75 years old with moderate to severe active disease despite MTX therapy (6 months  $\leq$  disease duration < 15 years); and had more than or equal to six swollen joints and more than or equal to six tender joints (from the 66/68 joint count system), and either erythrocyte sedimentation rate (ESR)  $\geq$  28 mm/h or serum C-reactive protein (CRP)  $\geq$  1.0 mg/dL. Doses of 50 mg of either BRENZYS or Enbrel<sup>®</sup> were administered once-weekly up to 52 weeks via subcutaneous injection. In addition to etanercept, each patient also took a stable dose of oral or parenteral MTX (10-25 mg weekly) and was required to take folic acid 5-10 mg weekly while taking MTX.

Following the 52-week randomised, double blind study, upon patients consent, BRENZYS was administered to a total of 245 patients (126 and 119 patients from the BRENZYS and Enbrel groups, respectively) for 48 weeks for the safety and immunogenicity follow-up (week 52 to week 104, extended period).

The study evaluated the ACR20 response based on at least 20% improvement from baseline in swollen joint count (66 joint count); at least a 20% improvement from baseline in tender joint count (68 joint count) and at least a 20% improvement from baseline in at least three of the following: Subject pain assessment a 100mm visual analogue scale (VAS); subject global assessment using a 100 mm VAS; Physician Global assessment using a 100mm VAS; subjects assessment of disability using Health Assessment –Disability Index (HAQ-DI); and/or acute phase reactant level (CRP). Also evaluated were disease activity score based on 28 joint count (DAS28) and sharp radiographic score.

## **15.2 Comparative Study Results**

### **15.2.1 Comparative Bioavailability Studies**

#### **15.2.1.1 Pharmacokinetics**

##### ***Comparative Pharmacokinetic Study SB4-G11-NHV***

Following a single dose administration of either BRENZYS or EU sourced Enbrel<sup>®</sup>, comparability criteria were met for etanercept PK parameters  $C_{max}$  and  $AUC_{last}$ . Only Part A of the study uses the named reference suitable for the Canadian context (EU Enbrel<sup>®</sup>), and the results will be restricted to this comparison (BRENZYS vs. EU Enbrel<sup>®</sup>).

In Part A, the point estimate for the BRENZYS/EU Enbrel<sup>®</sup> mean ratios for C<sub>max</sub> was 103.71% and the 90% CI for AUC<sub>last</sub> parameter was 94.17% to 103.28%. Both estimates were within the acceptance interval of 80.00% to 125.00% (See Table 5).

### **Part A (BRENZYS vs. EU Enbrel<sup>®</sup>)**

**Table 5. Study SB4-G11-NHV: Analysis of Primary PK Parameters (from measured data)**

| Etanercept<br>(1 x 50 mg)<br>From measured data<br><br>Geometric LS Means |                   |                        |                              |                         |
|---|-------------------|------------------------|------------------------------|-------------------------|
| Parameter   | Test <sup>1</sup> | Reference <sup>2</sup> | % Ratio of Geometric LSMeans | 90% Confidence Interval |
| AUC <sub>last</sub><br>(µg·h/mL)  | 688.853           | 698.494                | 98.6                         | 94.2:103.3              |
| AUC <sub>inf</sub><br>(µg·h/mL)   | 729.371           | 736.391                | 99.0                         | 94.7:103.6              |
| C <sub>max</sub><br>(µg/mL)   | 3.319             | 3.201                  | 103.7                        | 98.5; 109.2             |
| T <sub>max</sub> (h) <sup>3</sup>   | 72.025            | 71.992                 |                              |                         |
| t <sub>1/2</sub> (h) <sup>4</sup>   | 105.782           | 100.340                |                              |                         |

<sup>1</sup> BRENZYS (N=45)

<sup>2</sup> EU Enbrel<sup>®</sup> (EU-authorized Enbrel<sup>®</sup>, N=45)

<sup>3</sup> T<sub>max</sub> is expressed as the median only.

<sup>4</sup> t<sub>1/2</sub> is expressed as the arithmetic mean (CV%) only.

## **15.2.2 Comparative Safety and Efficacy**

### **Adult Rheumatoid Arthritis**

A randomized-double blind period of the study (Study SB4-G31-RA) was conducted in to compare BRENZYS to Enbrel<sup>®</sup> in RA patients with moderate to severe active disease despite MTX therapy. The primary objective was to demonstrate comparability in the ACR20 response rate at Week 24 between BRENZYS and Enbrel<sup>®</sup> using an equivalence margin of ±15% on the difference in response rates. For the study results, see this Section.

### **Adult Ankylosing Spondylitis**

Randomized clinical trials have not been conducted to compare BRENZYS to Enbrel<sup>®</sup> in patients with adult ankylosing spondylitis. Clinical efficacy and safety studies have been conducted in patients with rheumatoid arthritis to demonstrate clinical comparability between BRENZYS and Enbrel<sup>®</sup>. The extrapolation of these data to support uses of BRENZYS in adult ankylosing spondylitis is based on the demonstrated comparability, in terms of product quality, non-clinical, human pharmacokinetic and clinical characteristics.

#### **15.2.2.1 Efficacy**

### **Adult Rheumatoid Arthritis**

#### **Study Results**

The ACR20 response rates at Week 24 were comparable between BRENZYS and Enbrel® in the full analysis set (FAS). The proportions of patients achieving ACR20 response with non-responder analysis in the FAS were 73.6% (220/299) and 71.7% (213/297) in the BRENZYS and Enbrel® treatment groups, respectively. The adjusted treatment difference was 1.66% and the 95% CI of the adjusted treatment difference [- 5.50%, 8.82%] was completely within the pre-defined equivalence margin of [-15%, 15%] (Table 6).

**Table 6. ACR20 Response Rates; (Full Analysis Set) (Study SB4-G31-RA)**

| ACR Response       | Time Point | Treatment             | n/n'    | (%)    | Adjusted Difference Rate | 95% CI <sup>b</sup> |
|--------------------|------------|-----------------------|---------|--------|--------------------------|---------------------|
| ACR20 <sup>a</sup> | Week 24    | BRENZYS 50 mg (N=299) | 220/299 | (73.6) | 1.66%                    | -5.50%,<br>8.82%    |
|                    |            | Enbrel® 50 mg (N=297) | 213/297 | (71.7) |                          |                     |

<sup>a</sup> ACR20: American College of Rheumatology 20% response criteria

<sup>b</sup> Equivalence was declared if the 2-sided 95% confidence interval (CI) of the difference of the 2 proportions was entirely contained within the margin of [-15%, 15%].

CI: confidence interval; N: number of patients in the full analysis set (consisted of all subjects who were randomized at the randomization visit); n': number of patients with an assessment; n: number of responders. Patients with missing ACR20 responses were considered as non-responders at Week 24 and/or Week 52.

### 15.2.2.2 Safety

The types, frequency and severity of adverse events were comparable between the biosimilar and the reference biologic drug during the randomized, double blind period. In the double blind period of Phase III clinical study (up to week 52), 354 (59.4%) patients out of 596 patients reported 1179 Treatment-Emergent Adverse Event (TEAEs) at any time after the first dose of the study drugs: 533 TEAEs in 175 (58.5%) patients in the BRENZYS treatment group vs. 646 TEAEs in 179 (60.3%) patients in the Enbrel® treatment group. A total of 38 serious adverse events (SAEs) were reported in 33 (5.5%) of the patients with 18 (6.0%) patients reporting 23 SAEs in the BRENZYS treatment group vs. 15 (5.1%) patients reporting 15 SAEs in the Enbrel® treatment group. Also, 10 AEs of RA (include RA exacerbation, RA worsening and RA flare) in 9 patients (3.0%) were reported for BRENZYS treatment group compared to 11 events in 10 patients (3.4%) for Enbrel® treatment group.

In the extended period (week 52 to week 104), 118 (48.2%) patients out of 245 patients reported 296 TEAEs at any time after the first dose of the study drugs: 60 (47.6%) patients and 173 TEAEs in the BRENZYS/BRENZYS treatment group and 58 (48.7%) patients and 123 TEAEs in the Enbrel®/BRENZYS treatment group. There were 6 SAEs observed in the BRENZYS/BRENZYS treatment group and 2 in the Enbrel®/BRENZYS treatment group. Among the 8 SAEs three of them (Osteoarthritis, Hepatic cancer and Renal oncocytoma) in the BRENZYS/BRENZYS treatment group were neither observed during the double blind period nor reported in the reference product PM. Also, 13 AEs of RA (include RA exacerbation, RA worsening and RA flare) in 7 patients (5.6%) were reported for BRENZYS/BRENZYS treatment group compared to 3 events in 3 patients (2.5%) for Enbrel®/BRENZYS treatment group. The severity of those events was either mild or moderate. It has not been established if these numerical differences are related to a longer exposure time to BRENZYS in the BRENZYS/BRENZYS treatment group than in the Enbrel®/BRENZYS treatment group or other reasons.

### 15.2.2.3 Immunogenicity

#### Immunogenicity (Healthy Subjects)

A total of 138 healthy subjects were enrolled and randomized in the clinical Phase I study SB4-G11-NHV, with 46 subjects in each of the three parts.

Blood samples were collected pre-dose and 4 weeks after the first injection of the study drugs for determination of ADAs and NABs to etanercept (single doses of BRENZYS 50 mg SC, EU Enbrel<sup>®</sup> 50 mg SC, US Enbrel<sup>®</sup> 50 mg SC). The incidence of ADAs to etanercept and NABs on Day 29 in each part of study SB4-G11-NHV in healthy subject is presented as follows:

In Part A (SB4 vs. EU Enbrel<sup>®</sup>), antibodies to etanercept were detected in 3 out of 23 subjects who received EU Enbrel<sup>®</sup> (after administration of EU Enbrel<sup>®</sup>). Of the subjects who had confirmed positive ADA, NAb was detected in one subject.

In Part B (SB4 vs. US Enbrel<sup>®</sup>), antibodies to etanercept were detected in 4 out of 22 subjects who received US Enbrel<sup>®</sup> (after administration of US Enbrel<sup>®</sup>). Of the subjects who had confirmed positive ADA, none of the subjects had a positive result for NAb and 1 subject with US Enbrel<sup>®</sup> had non-specific positive (positive at Day 1 and Day 29).

In Part C (EU Enbrel<sup>®</sup> vs. US Enbrel<sup>®</sup>), antibodies to etanercept were detected in 10 subjects (in 4 out of 22 subjects who received EU Enbrel<sup>®</sup>, in 6 out of 22 subjects who received US Enbrel<sup>®</sup>). Of the subjects who had confirmed positive ADA, none of the subjects had a positive result for NAb and 1 subject with US Enbrel<sup>®</sup> had non-specific positive (positive at Day 1 and Day 29).

### **Immunogenicity (RA)**

During the double blind period of Study SB4-G31-RA, the analyses of immunogenicity of BRENZYS and Enbrel were performed using the safety set (n=596; BRENZYS: n=299; Enbrel<sup>®</sup>: n=297). Blood samples for determination of immunogenicity were collected at baseline and Weeks 2, 4, 8, 12, 16, 24, and 52. Among all patients who tested positive for ADAs at least once at any timepoint post-baseline regardless of the ADA result at baseline, the overall ADA incidence was 1.0% (3/299) in the BRENZYS group and 13.2% (39/296) in the Enbrel group. Most of the 39 ADA-positive cases in the Enbrel group were identified at week 4 and they were transient. There was one patient tested positive for NABs at week 4 in the Enbrel group.

The immunogenicity analyses were also performed for 245 patients enrolled in the extended period (126 patients in the BRENZYS/BRENZYS group and 119 in the Enbrel/BRENZYS group). The blood samples for the determination of immunogenicity were collected at weeks 52, 76 and 100. Two patients (one in each of the two treatment groups) were identified as positive for ADAs at week 100 overall ("Positive" if patient had at least 1 ADA-positive up to week 100 after the week 52 baseline). No patients in both groups were NAb positive at any assay timepoint.

## **16 COMPARATIVE NON-CLINICAL PHARMACOLOGY AND TOXICOLOGY**

### **16.1 Comparative Non-Clinical Pharmacodynamics**

#### ***In vitro* Studies**

Comparative *in vitro* studies including the evaluation of TNF receptor related biological activities and Fc related binding characteristics were performed to demonstrate comparability between BRENZYS and Enbrel<sup>®</sup>.

The relevant assays were qualified and closely associated with the mode of action of etanercept (TNF- $\alpha$ , LT- $\alpha$ 3 binding assay and NF- $\kappa$ B reporter gene assay). Fc related binding and functional

activities were assessed as well, although the main function of the Fc region in etanercept is to prolong half-life rather than to impart on Fc mediated effector activity.

An overview of the *in vitro* studies conducted comparing BRENZYS (clinical batches, and PVR batches) to Enbrel® is given in Table 7.

**Table 7. Overview of Studies Comparing *In vitro* Activity between BRENZYS and Enbrel®**

| Type   | Assay   | Results for Comparability Assessments  |
|--|---|--|
| Fab related biological activities (qualified assays) | TNF-α binding assay                               | Within the comparability range (91-112%)   |
|  | LT-α3 binding assay                               | Within the comparability range (87-116%)   |
|  | TNF-α neutralization assay by NF-κB reporter gene | Within the comparability range (81-133%)   |
| Fc related biological activities                     | FcγR1a binding assay                              | 3 out of 11 values (122%, 122%, 123%) were slightly out of the comparability range (90-121%) |
|  | FcγR1Ia binding assay                             | Within the comparability range (2.10E-06 to 4.94E-06)  |
|  | FcγR1Ib binding assay                             | Within the comparability range (1.81E-05 to 3.35E-05)  |
|  | FcγR1IIa binding assay (V type)                   | Within the comparability range (2.50E-06 to 4.09E-06)  |
|  | FcRn assay  | Within the comparability range (4.80E-06 to 1.18E-05)  |
| Biological activities: additional assays             | Binding assay to TNF-α from different species     | Similar based on side-by-side qualitative evaluation   |
|  | FcγR1IIa binding assay (F type)                   |  |
|  | FcγR1IIb binding assay                            |  |
|  | C1q binding assay                                 |  |
|  | Apoptosis assay                                   |  |
|  | CDC assay   |  |
|  | ADCC assay  |  |

The comparability range was set by statistical analysis based on the tolerance interval (mean ± κSD using two-tiered tolerance limit) with the given set of available data points (Howe, 1969).

In terms of comparability, all *in vitro* studies results were within the comparability range, with the exception of FcγR1a. The binding activity of one clinical batch and two PVR batches of BRENZYS drug product were found to be slightly higher than the upper limit of the comparability range. However, the difference was minor (1-2%), and was considered to be within assay variability (intermediate precision from qualification studies: 5.7%).

Overall, the binding activity to FcγR1a is known to be associated with ADCC activity. As ADCC is not a mode of action of etanercept, the differences in FcγR1a are not considered to be important based on the known pharmacodynamics. Subsequent studies evaluating the ADCC activity of BRENZYS and Enbrel® confirmed the absence of ADCC activity in both BRENZYS and Enbrel®.

In summary, the overall results of the *in vitro* assays associated with the mechanism of action of etanercept and Fc related binding assays demonstrated comparability between BRENZYS and Enbrel®.

### ***In vivo* Studies**



An *in vivo* study to demonstrate comparable suppressive activity of BRENZYS and Enbrel® on TNF-α mediated pathology in a mouse (BALB/c) model of collagen antibody-induced arthritis (CAIA) was also performed. In this study, BRENZYS and Enbrel® suppressed the development of arthritis which was determined by footpad volume changes, clinical scores, and histopathological evaluation.

ArthritoMab™, a cocktail of monoclonal antibodies targeting the C11b, J1, D3, and U1 epitopes was employed for the induction of CAIA. These epitopes are spread across the CB8, CB10, and CB11 fragments of the type II collagen molecule, allowing good immune complex formation. The severity and incidence of the disease was increased by a subsequent lipopolysaccharide (LPS) challenge. To induce arthritis, each mouse (BALB/c; female) received 2 mg (0.2 mL) of ArthritoMab™ via tail vein injection on Day 1 of the study. On Day 7, each animal was challenged with an intraperitoneal (IP) injection of 50 µg (0.2 mL) LPS.

On Day 8, footpad volumes were measured with a paw volume plethysmograph system (Kent Scientific Corporation, Torrington, CT, USA). The mice were sorted into treatment cohorts such that there were no significant differences among the group mean total footpad volumes. On Day 8, all mean total footpad volumes were either 0.38 or 0.39 mL.

**Table 8. Overview of the Pharmacodynamic Programme**

| Study Type                    | Route of Administration   | Species   | Dose (mg/kg/day) | Test Article                        | Dosing Frequency   | GLP | Study Number |
|-------------------------------|---------------------------|---|------------------|-------------------------------------|--|-----|--------------|
| <i>In vivo</i> efficacy study | Intraperitoneal injection | BALB/c mice (collagen-antibody induced arthritis model) | 1, 5, 10         | BRENZYS<br>EU Enbrel®<br>US Enbrel® | Once daily at three-day intervals for five doses (Days 8, 12, 15, 19 and 22) | No  | CAIA-e007    |

Nine treatment groups of mice (10 animals/group) were administered with BRENZYS, EU Enbrel®, or US Enbrel® at doses of 1, 5, and 10 mg/kg on Days 8, 12, 15, 19, and 22. The control group received vehicle only.

Plethysmometric right and left hind paw footpad volumes, and the sums of clinical scores –visible redness and/or swelling for all four paws (0–15 points/paw) determined on Day 8 (baseline) were reassessed on Days 9, 11, 12, 13, 15, 19, and 22. After the mice were euthanised on Day 22, formalin-fixed left hind limbs were evaluated for histopathological changes.

Efficacy was determined from the decreases in volume changes (disease burden and disease suppression) and clinical scores, and the increased incidence of animals with lower composite histopathology scores, relative to the vehicle treated controls.

All test articles suppressed the development of arthritis which was determined by changes in footpad volumes and clinical scores. Footpad volumes significantly reduced in all treated groups with no significant differences among treated groups. The results from clinical scores evaluation and the histopathological evaluation indicated a lesser destruction of joint architecture in all treated groups.

In summary, the suppressive activity of BRENZYS in BALB/c mice is considered comparable to that of Enbrel®.

## 16.2 Comparative Toxicology

BRENZYS is a biosimilar where the animal toxicology properties of etanercept have already been characterized for the reference biologic drug (See Part II, 18 Non-Clinical Toxicology – Reference Biologic Drug).

A 4-week comparative repeat-dose toxicity study in cynomolgus monkeys was conducted to demonstrate comparability in toxicity, toxicokinetic profiles, and immunogenicity profiles of BRENZYS and Enbrel®.

The overview of the toxicology programme is shown in Table 9. Local tolerance and potential immunotoxicity were examined as part of the 4-week repeat-dose toxicity study.

**Table 9. Overview of the Toxicology Programme**

| Study Type                                    | Route of Administration      | Species           | Dose (mg/kg/day) | Test Article                        | Dosing Frequency | GLP | Study Number |
|---|------------------------------|-------------------|------------------|-------------------------------------|------------------|-----|--------------|
| 4-week comparative repeat-dose toxicity study | Subcutaneous bolus injection | Cynomolgus Monkey | 0, 1, 15         | BRENZYS<br>EU Enbrel®<br>US Enbrel® | Twice weekly     | Yes | 2064-004     |

BRENZYS, EU Enbrel®, and US Enbrel® were well tolerated up to 15 mg/kg/day in the majority of animals with no remarkable findings and the toxicity, toxicokinetic, and immunogenicity profile of BRENZYS were comparable to those of Enbrel®.

Consistent with information available for previous non-clinical studies with Enbrel®, no test article-related effects were observed on mean body weight, ECG, pathology parameters, and ophthalmoscopic examination.

In addition, there were no test article-related effects on the mean numbers of peripheral blood leukocyte subtypes, except one animal given 15 mg/kg/day of BRENZYS (animal number 409) which had a significant decrease in the number of peripheral blood leukocytes at study termination.

There were no significant macroscopic or microscopic findings, or organ weight changes attributed to BRENZYS or Enbrel® except for the following.

- In the group receiving 1 mg/kg/day of US Enbrel®, one male animal (number 439) required early study termination on Day 17 due to severe clinical signs such as lethargy and breathing difficulties. Microscopic evaluation revealed acute/chronic inflammation/adhesion of the pericardium and heart. Histological staining indicated the presence of bacterial colonies. This infection was likely to be a pre-existing condition and the immunosuppressive effect of etanercept may have contributed to the severity of the bacterial infection.
- In the group receiving 15 mg/kg/day of BRENZYS, one male animal (number 409) had microscopic changes in the incidence of macrophages mainly in the spleen and liver which was attributed to the immunosuppressive effect of etanercept in an animal with pre-existing subclinical endogenous infection.

Regarding anti-drug antibody (ADA) formation, all animals treated with low dose (1 mg/kg/day) showed a positive response from Day 22 to study termination. The ADA response was less prevalent in the high dose (15 mg/kg/day) group with no significant differences between BRENZYS

and Enbrel<sup>®</sup> suggesting that the decreased ADA response in the animals that received the high dose might be caused by drug interference due to the high concentration of test articles.

In the toxicokinetic evaluation, mean C<sub>max</sub> and AUC was generally increased in proportion to the dose of BRENZYS and Enbrel<sup>®</sup>. In addition, no significant differences were observed in mean serum concentrations, C<sub>max</sub> and AUC on Day 1 and Day 25 between the treatment groups (Table 10).

**Table 10. Pharmacokinetic Parameters in Cynomolgus Monkeys Following Subcutaneous Administration of Repeat Doses of BRENZYS or Enbrel<sup>®</sup>**

| Type of Study                     | Species           | Daily Doses mg/kg | Test Article           | C <sub>max</sub> (µg/mL) |                           |                  |       | AUC <sub>(0-last)</sub> (µg·hr/mL) |                          |                   |       |
|-----------------------------------|-------------------|-------------------|------------------------|--------------------------|---------------------------|------------------|-------|------------------------------------|--------------------------|-------------------|-------|
|                                   |                   |                   |                        | Day 1                    |                           | Day 25           |       | Day 1                              |                          | Day 25            |       |
|                                   |                   |                   |                        | M                        | F                         | M                | F     | M                                  | F                        | M                 | F     |
| 4-week repeat-dose toxicity study | Cynomolgus Monkey | 1                 | BRENZYS                | 12.7                     | 11.0                      | 5.07             | 0.662 | 755                                | 621                      | 271               | 17.5  |
|                                   |                   |                   | EU Enbrel <sup>®</sup> | 11.7                     | 50.1<br>13.0 <sup>b</sup> | 2.49             | 0.303 | 639                                | 1420<br>719 <sup>b</sup> | 83.6              | 10.7  |
|                                   |                   |                   | US Enbrel <sup>®</sup> | 11.1                     | 12.3                      | 2.0 <sup>c</sup> | 0.494 | 649                                | 739                      | 61.2 <sup>c</sup> | 14.6  |
|                                   |                   | 15                | BRENZYS                | 173                      | 148                       | 229              | 192   | 10200                              | 9080                     | 13400             | 11100 |
|                                   |                   |                   | EU Enbrel <sup>®</sup> | 145<br>125 <sup>a</sup>  | 152                       | 213              | 44.6  | 7180<br>7170 <sup>a</sup>          | 9570                     | 11700             | 1940  |
|                                   |                   |                   | US Enbrel <sup>®</sup> | 179                      | 148                       | 232              | 122   | 11300                              | 8780                     | 12500             | 6020  |

M: Male, F: Female

<sup>a</sup> Value excluding data for animal 415.

<sup>b</sup> Value excluding data for animal 412.

<sup>c</sup> Value excluding data for animal 439, which was euthanized *in extremis* on Day 17.

Overall, the results of Study 2064-004 showed that the toxicity, toxicokinetic, and immunogenicity profiles of BRENZYS were comparable to those of Enbrel<sup>®</sup>.

## 17 CLINICAL TRIALS – REFERENCE BIOLOGIC DRUG

### Adult Rheumatoid Arthritis

#### Study demographics and trial design

The safety and efficacy of etanercept were assessed in four randomized, double blind, controlled studies and two long-term open-label studies. The results of all trials were expressed in percentage of patients with improvement in RA using American College of Rheumatology (ACR) response criteria.

**Table 11. Summary of Patient Demographics for Clinical Trials in Patients with Rheumatoid Arthritis**

| Study # | Trial Design | Dosage, Route of Administration and Duration | Study Patient (n) | Mean Age (years) | Gender (% female) |
|---------|--------------|--|-------------------|------------------|-------------------|
|         |              |  |                   |                  |                   |

|   |   |  |          |          |          |
|---|---|--|----------|----------|----------|
| Study I<br>(Moreland et al,<br>1999)    | Multicenter,<br>double- blind,<br>randomized<br>placebo-controlled<br>study | Etanercept 10 mg or<br>25 mg, or placebo;<br>SC twice weekly for 6<br>months |          |          |          |
|   |   | Etanercept 10 mg:  | 76       | 53       | 84       |
|   |   | Etanercept 25 mg:  | 78       | 53       | 74       |
|   |   | Placebo:   | 80       | 51       | 76       |
| Study II<br>(Weinblatt et al,<br>1999)  | Multicenter,<br>double- blind,<br>randomized<br>placebo-controlled<br>study | Etanercept 25 mg, or<br>placebo; SC twice<br>weekly for 6 months             |          |          |          |
|   |   | Etanercept + MTX:<br>Placebo+MTX:  | 59<br>30 | 48<br>53 | 90<br>73 |
| Study III<br>(Bathon<br>et al,<br>2000) | Multicenter,<br>double- blind,<br>randomized<br>active-controlled<br>study  | Etanercept 10 mg or<br>25 mg, or MTX, SC<br>twice weekly for 12<br>months    |          |          |          |
|   |   | Etanercept 10 mg:  | 208      | 50       | 75       |
|   |   | Etanercept 25 mg:  | 207      | 51       | 74       |
|   |   | MTX:   | 217      | 49       | 75       |
| Study IV<br>(Klareskog et al,<br>2004)  | Multicenter,<br>double- blind,<br>randomized<br>active-controlled<br>study  | Etanercept 25 mg<br>alone, MTX alone, or<br>Etanercept<br>/MTX for 12 months |          |          |          |
|   |   | Etanercept 25 mg<br>alone:   | 223      | 53       | 77       |
|   |   | MTX alone:   | 228      | 53       | 79       |
|   |   | Etanercept /MTX:   | 231      | 53       | 74       |

Study I evaluated 234 patients with active RA who were  $\geq 18$  years old, had failed therapy with at least one but no more than four disease-modifying antirheumatic drugs (DMARDs: eg, hydroxychloroquine, oral or injectable gold, methotrexate (MTX), azathioprine, penicillamine, sulfasalazine), and had  $\geq 12$  tender joints,  $\geq 10$  swollen joints, and either ESR  $\geq 28$  mm/hr, CRP  $> 2.0$  mg/dL, or morning stiffness for  $\geq 45$  minutes. Doses of 10 mg or 25 mg etanercept or placebo were administered SC twice a week for 6 consecutive months. Results from patients receiving 25 mg are presented in Table 9.

Study II evaluated 89 patients with similar inclusion criteria to Study I except that patients in Study II had additionally received MTX for at least 6 months, with a stable dose (12.5 to 25 mg/wk) for at least 4 weeks, and they had at least 6 tender or painful joints. Patients in Study II received a dose of 25 mg etanercept or placebo SC twice a week for 6 months in addition to their stable MTX dose.

Study III compared the efficacy of etanercept to MTX in patients with active RA. This study evaluated 632 patients who were  $\geq 18$  years old with early ( $< 3$  years disease duration) active RA; had never received treatment with MTX; and had  $\geq 12$  tender joints,  $\geq 10$  swollen joints, and either ESR  $\geq 28$  mm/hr, CRP  $> 2.0$  mg/dL, or morning stiffness for  $\geq 45$  minutes. Doses of 10 mg or 25 mg etanercept were administered SC twice a week for 12 consecutive months. The study was unblinded after all patients had completed at least 12 months (and a median of 17.3 months) of therapy. Results from patients receiving 25 mg are presented in Table 9. MTX tablets (escalated

from 7.5 mg/week to a maximum of 20 mg/week over the first 8 weeks of the trial) or placebo tablets were given one a week on the same day as the injection of placebo or etanercept doses, respectively.

After the conclusion of Study III, patients could continue in a long-term extension study. This multicenter, open-label extension study followed 468 patients (mean age 50 years, 75% female at baseline) from Study III for up to 9.6 years. All patients received open-label 25 mg etanercept SC twice weekly, and were monitored to evaluate the effects of long-term etanercept administration on safety, health-related quality of life, and prevention of disability. Structural damage as measured by radiographic progression and clinical activity were evaluated at the 5 year time point.

Study IV evaluated 682 adult patients with active RA of 6 months to 20 years duration (mean 7 years) who had an inadequate response to at least one DMARD other than MTX. A minority of patients (43%) had previously received MTX for a mean of two years prior to the trial at a mean dose of 12.9 mg. Patients were excluded from this study if MTX had been discontinued for lack of efficacy or for safety considerations.

Patients were randomized to MTX alone (7.5 to 20 mg weekly, median dose 20 mg), etanercept alone (25 mg twice weekly), or the combination of etanercept and MTX initiated concurrently (at the same doses as above). The study evaluated ACR response, Disease Activity Score (DAS), Sharp radiographic score and safety.

Another long-term extension study followed patients with DMARD-refractory RA (defined as less-than-optimal response to  $\geq 1$  previous DMARD) who had been enrolled from 8 previous etanercept studies. This multicenter, long-term extension study evaluated the effectiveness and safety of more than 10 years of etanercept treatment in 581 patients (mean age 50 years, 80% female at baseline). Drug was administered as 50 mg weekly subcutaneous dose of etanercept as two 25 mg injections on the same day or 3 to 4 days apart. These patients were followed for up to 11.3 years to evaluate the long-term safety of etanercept and improvement in physical function (5-year evaluation)/disability and quality of life.

### Study results

The percent of etanercept-treated patients achieving ACR 20, 50, 70 responses was consistent across all 4 trials. The results of Studies I, II and III are summarized in Table 12. The results of Study IV are summarized in Table 11.

**Table 12. ACR Responses in Placebo- and Active-Controlled Trials (Percent of Patients)**

| Response      | Placebo Controlled |                                 |                     |                                     | Active Controlled |                                  |
|---------------|--------------------|---------------------------------|---------------------|-------------------------------------|-------------------|----------------------------------|
|               | Study I            |                                 | Study II            |                                     | Study III         |                                  |
|               | Placebo<br>N=80    | etanercept <sup>a</sup><br>N=89 | MTX/Placebo<br>N=30 | MTX/etanercept <sup>a</sup><br>N=59 | MTX<br>N=217      | etanercept <sup>a</sup><br>N=207 |
| <b>ACR 20</b> |                    |                                 |                     |                                     |                   |                                  |
| Week 2        | 1%                 | 32%                             | 10%                 | 47%                                 | NA                | NA                               |
| Month 3       | 23%                | 62% <sup>b</sup>                | 33%                 | 66% <sup>b</sup>                    | 56%               | 62%                              |
| Month 6       | 11%                | 59% <sup>b</sup>                | 27%                 | 71% <sup>b</sup>                    | 58%               | 65%                              |
| Month 12      | NA                 | NA                              | NA                  | NA                                  | 65%               | 72%                              |
| <b>ACR 50</b> |                    |                                 |                     |                                     |                   |                                  |
| Week 2        | 0%                 | 6%                              | 0%                  | 7%                                  | NA                | NA                               |
| Month 3       | 8%                 | 41% <sup>b</sup>                | 0%                  | 42% <sup>b</sup>                    | 24%               | 29%                              |
| Month 6       | 5%                 | 40% <sup>b</sup>                | 3%                  | 39% <sup>b</sup>                    | 32%               | 40%                              |
| Month 12      | NA                 | NA                              | NA                  | NA                                  | 43%               | 49%                              |
| <b>ACR 70</b> |                    |                                 |                     |                                     |                   |                                  |

|          |    |                  |    |                  |     |                  |
|----------|----|------------------|----|------------------|-----|------------------|
| Week 2   | 0% | 1%               | 0% | 3%               | NA  | NA               |
| Month 3  | 4% | 15% <sup>b</sup> | 0% | 15% <sup>b</sup> | 7%  | 13% <sup>c</sup> |
| Month 6  | 1% | 15% <sup>b</sup> | 0% | 15% <sup>b</sup> | 14% | 21% <sup>c</sup> |
| Month 12 | NA | NA               | NA | NA               | 22% | 25%              |

MTX = methotrexate

<sup>a</sup> 25 mg etanercept SC twice weekly

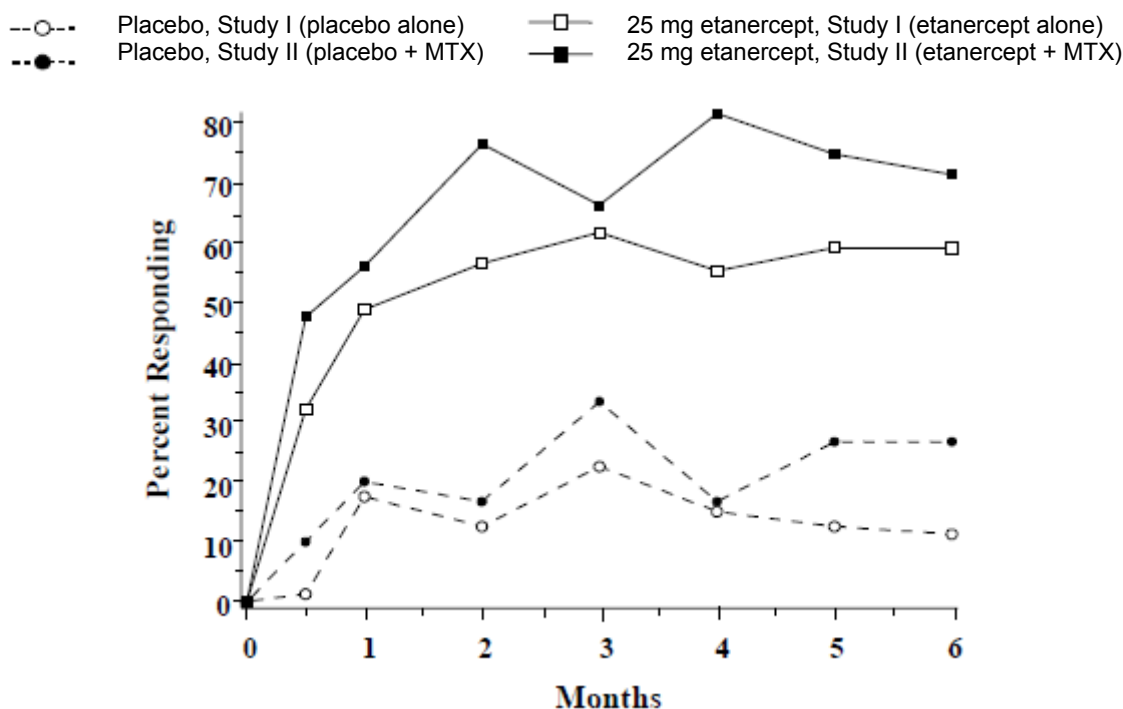
<sup>b</sup> p < 0.01, etanercept vs. placebo

<sup>c</sup> p < 0.05, etanercept vs. MTX

\* Study III was conducted in patients who were MTX naive.

The time course of ACR 20 response rates for patients receiving placebo or 25 mg etanercept in Studies I and II is summarized in Figure 1. The time course of responses to etanercept in Study III was similar.

**Figure 1. Time Course of ACR 20 Responses**



Among patients receiving etanercept, the clinical responses generally appeared within 1 to 2 weeks after initiation of therapy and nearly always occurred by 3 months. A dose response was seen in Studies I and III: 25 mg etanercept was more effective than 10 mg (10 mg was not evaluated in Study II). Etanercept was significantly better than placebo in all components of the ACR criteria as well as other measures of RA disease activity not included in the ACR response criteria, such as morning stiffness. Only a small number of patients were treated in the controlled clinical trial (Study II) with the combination of etanercept and MTX (N = 59 for Etanercept/MTX combination; N = 30 for MTX alone) and for a relatively short period of time (6 months).

In Study III, ACR response rates and improvement in all the individual ACR response criteria were maintained through 24 months of etanercept therapy. Over the 2-year study, 23% of etanercept patients achieved a major clinical response, defined as maintenance of an ACR 70 response over a 6-month period.

In the open label extension for Study III, ACR 20, 50 and 70 responses were observed through 5

and 10 years. Of 468 patients, 297 patients continued on etanercept treatment through 5 years.

Of those, 61%, 49% and 30% had ACR 20, ACR 50, and ACR 70 responses, respectively, at 5 years. Of these 297 patients, 168 patients continued on etanercept treatment through 9.6 years, of those, 66%, 46%, and 30% had ACR 20, ACR 50 and ACR 70 responses, respectively, at 9 years.

The results of the components of the ACR response criteria for Study I are shown in Table 13. Similar results were observed for etanercept-treated patients in Studies II and III.

**Table 13. Components of ACR Response in Study I**

| Parameter (median)                    | Placebo<br>N = 80 |          | Etanercept <sup>a</sup><br>N = 78 |                   |
|---------------------------------------|-------------------|----------|-----------------------------------|-------------------|
|                                       | Baseline          | 3 Months | Baseline                          | 3 Months*         |
| Number of tender joints <sup>b</sup>  | 34.0              | 29.5     | 31.2                              | 10.0 <sup>f</sup> |
| Number of swollen joints <sup>c</sup> | 24.0              | 22.0     | 23.5                              | 12.6 <sup>f</sup> |
| Physician global<br>assessment        | 7.0               | 6.5      | 7.0                               | 3.0 <sup>f</sup>  |
| Patient global assessment             | 7.0               | 7.0      | 7.0                               | 3.0 <sup>f</sup>  |
| Pain                                  | 6.9               | 6.6      | 6.9                               | 2.4 <sup>f</sup>  |
| Disability index <sup>e</sup>         | 1.7               | 1.8      | 1.6                               | 1.0 <sup>f</sup>  |
| ESR (mm/hr)                           | 31.0              | 32.0     | 28.0                              | 15.5 <sup>f</sup> |
| CRP (mg/dL)                           | 2.8               | 3.9      | 3.5                               | 0.9 <sup>f</sup>  |

\* Results at 6 months showed similar improvement.

<sup>a</sup> 25 mg etanercept SC twice weekly.

<sup>b</sup> Scale 0-71.

<sup>c</sup> Scale 0-68.

<sup>d</sup> Visual analog scale; 0 = best, 10 = worst.

<sup>e</sup> Health assessment questionnaire; 0 = best, 3 = worst; includes eight categories: dressing and grooming, arising, eating, walking, hygiene, reach, grip, and activities.

<sup>f</sup> p < 0.01, etanercept vs. placebo, based on mean percent change from baseline.

An additional randomized, controlled, double-blind trial evaluated 180 patients with similar criteria to Study I. Doses of 0.25 mg/m<sup>2</sup>, 2 mg/m<sup>2</sup>, and 16 mg/m<sup>2</sup> etanercept were administered SC twice a week for 3 consecutive months. A dose-dependent increase in the proportion of patients achieving an ACR 20 response was seen, with 75% of patients responding in the highest dose group (16 mg/m<sup>2</sup> etanercept).

After discontinuation of etanercept, symptoms of arthritis generally returned within a month. Reintroduction of treatment with etanercept after discontinuations of up to 18 months resulted in the same magnitudes of response as patients who received etanercept without interruption of therapy based on results of open-label studies.

Continued durable responses were also seen for approximately 10 years in a second open-label extension trial with etanercept treatment. Of 581 patients, 365 patients continued on etanercept treatment through 5 years. Of those, 73%, 49%, and 24% had ACR 20, ACR 50 and ACR 70 responses, respectively, at 5 years. Of the 365 patients, 225 patients continued on etanercept treatment through 10 years. Of those, 71%, 52%, and 27% had ACR 20, ACR 50 and ACR 70 responses, respectively, at 10 years. Fifty seven to 83% of patients who initially received concomitant MTX or corticosteroids were able to reduce their doses or discontinue these concomitant therapies while maintaining their clinical response.

In Study IV, patients initiating the combination of etanercept and MTX had significantly higher ACR 20, ACR 50, and ACR 70 responses and improvement for DAS scores at both 6 and 12

months than patients in either of the single therapy groups (Table 14). Twenty-four percent of patients treated with etanercept and MTX concurrently achieved a major clinical response within 12 months.

The percentage of patients who achieved low disease activity (defined as DAS < 2.4) at 12 months was 35%, 39%, and 61% for patients in the MTX alone group, etanercept alone group, and the etanercept/MTX combination group, respectively. Remission (defined as DAS < 1.6) was experienced by 14%, 18%, and 37% of patients administered MTX alone, etanercept alone, and etanercept/MTX combination therapy, respectively.

**Table 14. Components of ACR Response in Study I**

| Endpoint                             | MTX<br>(N = 228) | Etanercept<br>(N = 223) | Etanercept/MTX<br>(N = 231) |
|--------------------------------------|------------------|-------------------------|-----------------------------|
| ACR N <sup>a,b</sup>                 |                  |                         |                             |
| Month 6                              | 12.2             | 14.7 <sup>b</sup>       | 18.3 <sup>d,e</sup>         |
| Month 12                             | 34.4             | 38.0                    | 48.1 <sup>d,e</sup>         |
| ACR 20                               |                  |                         |                             |
| Month 6                              | 75%              | 76%                     | 85% <sup>c,d</sup>          |
| ACR 50                               |                  |                         |                             |
| Month 6                              | 43%              | 48%                     | 69% <sup>d,e</sup>          |
| ACR 70                               |                  |                         |                             |
| Month 6                              | 19%              | 24%                     | 43% <sup>d,e</sup>          |
| Major Clinical Response <sup>g</sup> | 6%               | 10%                     | 24% <sup>f</sup>            |
| DAS <sup>a,h</sup>                   |                  |                         |                             |
| Baseline                             | 5.5              | 5.7                     | 5.5                         |
| Month 12                             | 3.0              | 3.0                     | 2.3 <sup>d,e</sup>          |

<sup>a</sup> Values are means.

<sup>b</sup>  $p < 0.01$  for comparisons of Etanercept vs MTX.

<sup>c</sup>  $p < 0.05$  for comparisons of Etanercept /MTX vs Etanercept.

<sup>d</sup>  $p < 0.01$  for comparisons of Etanercept /MTX vs MTX.

<sup>e</sup>  $p < 0.01$  for comparisons of Etanercept /MTX vs Etanercept.

<sup>f</sup>  $p < 0.001$  for comparisons of the Etanercept /MTX vs Etanercept alone or MTX alone.

<sup>g</sup> Major clinical response is achieving an ACR 70 response for a continuous 6 month period.

<sup>h</sup> Disease Activity Score (DAS).

### Physical Function Response

In Studies I, II, and III, physical function and disability were assessed using the Health Assessment Questionnaire (HAQ). Additionally, in Study III, patients were administered the SF-36 Health Survey. In Studies I and II, patients treated with 25 mg etanercept twice weekly showed greater improvement from baseline in the HAQ score beginning in month 1 through month 6 in comparison to placebo ( $p < 0.001$ ) for the HAQ disability index (HAQ-DI) (where 0 = none and 3 = severe). In Study I, the mean improvement in the HAQ score from baseline to month 6 was 0.6 (from 1.6 to 1.0) for the 25 mg etanercept group and 0 (from 1.7 to 1.7) for the placebo group. In Study II, the mean improvement from baseline to month 6 was 0.7 (from 1.5 to 0.7) for 25 mg etanercept twice weekly. All subdomains of the HAQ in Studies I and III were improved in patients treated with etanercept

In Study III, patients treated with 25 mg etanercept twice weekly showed greater improvement from baseline in SF-36 physical component summary score compared to etanercept 10 mg



twice weekly and no worsening in the SF-36 mental component summary score.

In open-label etanercept studies, improvements in physical function and disability measures (HAQ-DI) have been maintained for over 10 years. In the first study in patients with DMARD-refractory RA for a mean of 13 years, the mean baseline HAQ-DI was 1.5 (measured prior to/on the day of the first dose of etanercept treatment in the etanercept-initiating study). At Year 10, the mean HAQ-DI was 1.0, a mean percent improvement of 21. In a second study in patients who had been diagnosed with RA for a mean of 3 years, the mean baseline HAQ-DI was 1.3. At Year 9, the mean HAQ-DI was 0.7, a mean percent improvement of 31.

In Study IV, mean HAQ scores improved from baseline levels of 1.7, 1.7, and 1.8 to 1.1, 1.0, and 0.8 at 12 months in the MTX, etanercept, and etanercept /MTX combination treatment groups, respectively (Combination versus both MTX and etanercept,  $p < 0.01$ ). Twenty-nine percent of patients in the MTX alone treatment group had an improvement of HAQ of at least one unit versus 40% and 51% in the etanercept alone and the etanercept /MTX combination treatment groups, respectively. Further, 24% of patients in the combination treatment group who registered some disability in HAQ at baseline had improved to a HAQ of 0 (no disability) by month 12.

### Radiographic Response

In Study III, structural joint damage was assessed radiographically and expressed as change in total Sharp score (TSS) and its components, the erosion score and joint space narrowing (JSN) score. Radiographs of hands/wrists and forefeet were obtained at baseline, 6 months, 12 months, and 24 months and scored by readers who were unaware of treatment group. The results are shown in Table 12. A significant difference for change in erosion score was observed at 6 months and maintained at 12 months.

**Table 15. Mean Radiographic Change Over 6 and 12 Months in Study III**

|           |                   | MTX  | 25 mg<br>Etanercept | MTX-etanercept<br>(95% Confidence<br>Interval*) | P-value |
|-----------|-------------------|------|---------------------|---|---------|
| 12 Months | Total Sharp score | 1.59 | 1                   | 0.59 (-0.12, 1.30)                              | 0.11    |
|           | Erosion score     | 1.03 | 0.47                | 0.56 (0.11, 1.00)                               | 0.002   |
|           | JSN score         | 0.56 | 0.52                | 0.04 (-0.39, 0.46)                              | 0.529   |
| 6 Months  | Total Sharp score | 1.06 | 0.57                | 0.49 (0.06, 0.91)                               | 0.001   |
|           | Erosion score     | 0.68 | 0.3                 | 0.38 (0.09, 0.66)                               | 0.001   |
|           | JSN score         | 0.38 | 0.27                | 0.11 (-0.14, 0.35)                              | 0.585   |

\* 95% confidence intervals for the differences in change scores between MTX and etanercept

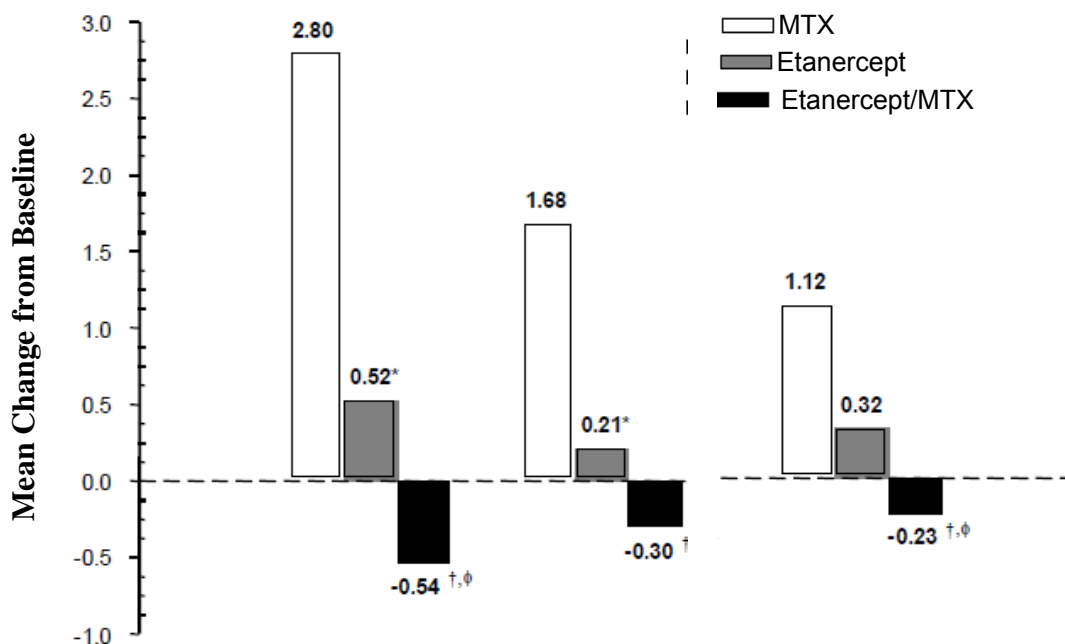
Patients continued on the therapy to which they were randomized for the second year of Study III. Seventy-two percent of patients had x-rays obtained at 24 months. Compared to the MTX group, greater inhibition of progression in TSS and erosion score was seen in the 25 mg etanercept group, and in addition, less progression was noted in the JSN score. These differences did not reach statistical significance.

In the open-label extension (fifth year of Study III), patients treated with 25 mg etanercept had continued inhibition of structural damage. Patients originally treated with MTX had further reduction in radiographic progression once they began treatment with etanercept.

In Study IV, significantly less radiographic progression (TSS) was observed with etanercept in

combination with MTX compared with etanercept alone or MTX alone at month 12 (Figure 2). In the MTX treatment group 57% of patients experienced no radiographic progression (TSS change  $\leq 0.5$ ) at 12 months compared to 68% and 80% in the etanercept alone and the etanercept /MTX combination treatment groups, respectively. Significant regression in TSS (-0.54) was observed in the etanercept /MTX combination treatment group at 12 months [95% CI, (- 1.00 to -0.07)], indicating the inhibition of structural damage.

**Figure 2. Mean Radiographic Change at 12 Months in Study IV**



Pairwise comparison p-values:

\*  $p < 0.05$  for comparisons of Etanercept vs MTX

†  $p < 0.05$  for comparisons of Etanercept/MTX vs MTX

ϕ  $p < 0.05$  for comparisons of Etanercept/MTX vs Etanercept

TSS = Total Sharp score

JSN = Joint Space Narrowing

ES = Erosion score

### Results in Geriatric Patients

A total of 480 geriatric (age  $\geq 65$  years) RA patients have been studied in clinical trials. Their clinical responses were comparable to responses seen in RA patients  $< 65$  years of age.

### Once Weekly Dosing

The safety and efficacy of 50 mg etanercept (two 25 mg SC injections) administered once weekly were evaluated in a double-blind, placebo-controlled study of 420 patients with Active RA. In this study, 53 patients received placebo, 214 patients received 50 mg etanercept once weekly, and 153 patients received 25 mg etanercept twice weekly (72 to 96 hours apart). The safety and efficacy profiles of the two etanercept treatment groups were similar.

### Other Studies

An open-label, single-arm study was conducted to assess the safety and immunogenicity of etanercept manufactured by a modified process, administered weekly for up to 24 weeks in 220 RA patients who were etanercept-naïve and not receiving methotrexate therapy. The immunogenicity data are comparable to those observed in other studies with etanercept. Positive binding antibodies were detected in 4.5% of patients at week 12 and 0.5% at week 24. In this study, as in previous studies, no patient tested positive for neutralizing antibodies. Overall, the safety profile (both adverse events and immunogenicity) was comparable to the etanercept manufactured using the previous process (see PART I/ADVERSE REACTIONS/ Clinical Trial Adverse Reactions).

### **Ankylosing Spondylitis**

#### **Study demographics and trial design**

The safety and efficacy of etanercept were assessed in a randomized, double-blind, placebo-controlled study in 277 patients with ankylosing spondylitis. Patients were between 18 and 70 years of age and had active ankylosing spondylitis as defined by the modified New York Criteria for Ankylosing Spondylitis. Patients taking hydroxychloroquine, sulfasalazine, or methotrexate (stable for 4 weeks prior to study start) could continue these drugs at stable doses for the duration of the study. Doses of 25 mg etanercept or placebo were administered SC twice a week for 6 months. Patients who participated in this double-blind study were eligible to enter into an open-label follow-up study where all patients received 25 mg SC twice weekly or 50 mg once weekly for up to 42 months.

**Table 16. Summary of Patient Demographics for Clinical Trials in Patients with Ankylosing Spondylitis**

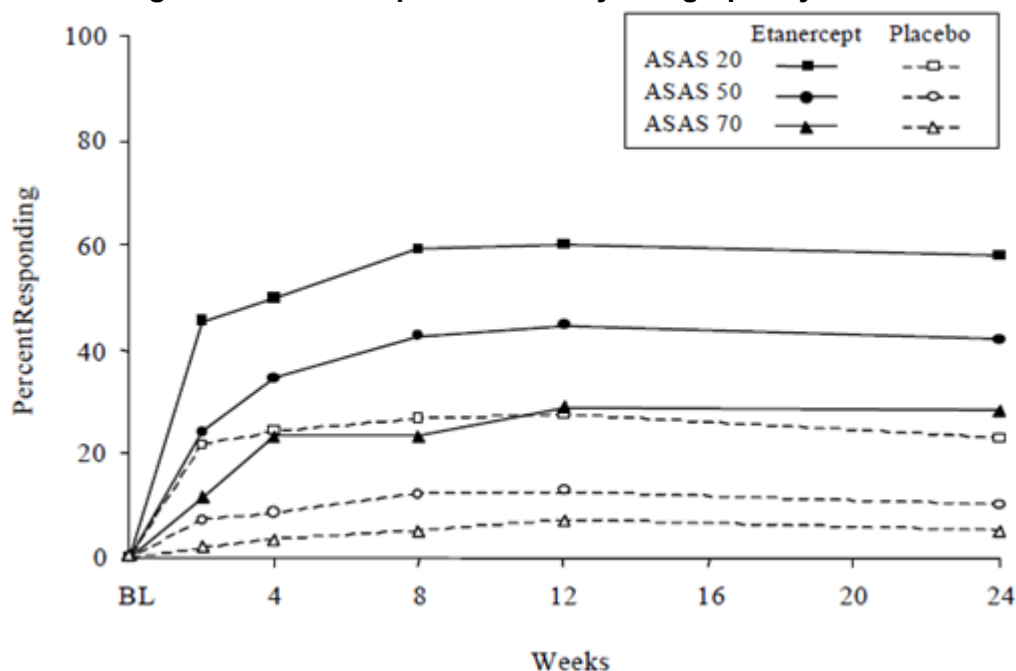
| <b>Study #</b>                 | <b>Trial Design</b>   | <b>Dosage, Route of Administration and Duration</b>      | <b>Study Patient (n)</b> | <b>Mean Age (years)</b> | <b>Gender (% female)</b> |
|--------------------------------|---|--|--------------------------|-------------------------|--------------------------|
| Study I<br>(Davis et al, 2003) | Multicenter, randomized, double-blind, placebo-controlled study in patients with ankylosing spondylitis | Etanercept 25 mg or placebo SC twice weekly for 6 months |                          |                         |                          |
|                                |   | Etanercept   | 139                      | 42                      | 76                       |
|                                |   | Placebo  | 138                      | 42                      | 76                       |

#### **Study Results**

The primary measure of efficacy was a 20% improvement in the Assessment in Ankylosing Spondylitis (ASAS) response criteria. Compared to placebo, treatment with etanercept resulted in significant improvements in the ASAS and other measures of disease activity in patients with ankylosing spondylitis (Figure 3 and Table 17).

At 12 weeks, the ASAS 20/50/70 responses were achieved by 60%, 45%, and 29%, respectively, of patients receiving etanercept, compared to 27%, 13%, and 7%, respectively, of patients receiving placebo ( $p \leq 0.0001$ , etanercept vs. placebo). Similar responses were seen at week 24.

**Figure 3. ASAS Responses in Ankylosing Spondylitis**



**Table 17. Measures of Disease Activity in Ankylosing Spondylitis**

|  | Placebo<br>N = 139 |          | Placebo/Etanercept<br>Open-label<br>Extension<br>N = 129 | Etanercept <sup>a</sup><br>N = 138 |          | Etanercept<br>Open-label<br>Extension<br>N = 128 |
|--|--------------------|----------|--|------------------------------------|----------|--|
|  | Baseline           | 6 Months | 4 Years  | Baseline                           | 6 Months | 4 Years  |
| ASAS response criteria                 |                    |          |  |                                    |          |  |
| Patient global assessment <sup>b</sup> | 62.9               | 56.3     | 25.9   | 62.9                               | 36.0     | 19.7   |
| Nocturnal and back pain <sup>c</sup>   | 62.1               | 56.2     | 24.1   | 59.8                               | 34.0     | 18.8   |
| BASFI <sup>d</sup>                     | 56.3               | 54.7     | 31.1   | 51.7                               | 36.0     | 22.7   |
| Inflammation <sup>e</sup>              | 64.3               | 56.6     | 26.0   | 61.4                               | 33.4     | 19.0   |
| Acute phase reactants                  |                    |          |  |                                    |          |  |
| CRP (mg/dL) <sup>f</sup>               | 2.0                | 1.9      | 0.5  | 1.9                                | 0.6      | 0.3  |
| ESR (mm/hr) <sup>g</sup>               | 25.4               | 25.9     | -  | 25.9                               | 11.2     | -  |
| Spinal mobility (cm):                  |                    |          |  |                                    |          |  |
| Modified Schober's test                | 2.97               | 2.88     | 3.0  | 3.06                               | 3.34     | 3.5  |
| Chest expansion                        | 3.21               | 3.01     | 3.7  | 3.26                               | 3.85     | 4.1  |
| Occiput-to-wall measurement            | 5.33               | 6.01     | 5.4  | 5.59                               | 4.53     | 3.6  |

<sup>a</sup> p < 0.0015 for all comparisons between Etanercept and placebo at 6 months. P-values for continuous endpoints were based on percent change from baseline.

<sup>b</sup> Measured on a VAS scale with 0 = "none" and 100 = "severe."

<sup>c</sup> Average of total nocturnal and back pain scores, measured on a VAS scale with 0 = "no pain" and 100 =

“most severe pain.”

<sup>d</sup> Bath Ankylosing Spondylitis Functional Index (BASFI), average of 10 questions.

<sup>e</sup> Inflammation represented by the average of the last 2 questions on the 6-question Bath Ankylosing Spondylitis Disease Activity Index (BASDAI).

<sup>f</sup> C-reactive protein (CRP) normal range: 0 – 1.0 mg/dL.

<sup>g</sup> Erythrocyte sedimentation rate (ESR) normal range: 1–17 mm/hr for men; 1–25 mm/hr for women.

Among patients with ankylosing spondylitis who received etanercept, the clinical responses were apparent as early as 2 weeks, reach maximum within the first 2 months on study, and were maintained through 6 months of therapy. Responses were similar in patients who were not receiving concomitant therapies at baseline. The results of this study were similar to those seen in an earlier single-center, randomized, placebo-controlled study of 40 patients with ankylosing spondylitis and a multi-center, randomized, placebo-controlled study of 84 patients with ankylosing spondylitis.

Regardless of treatment group in the initial double-blind study, ASAS 20/50/70, BASDAI, and BASFI responses were maintained or improved in patients treated with etanercept during a 42-month open-label extension study. Although patient-reported outcomes were not collected during the controlled period of the study, patients who had received placebo in controlled period showed rapid improvement in patient-reported outcomes (SF-36 and EQ-5D) with etanercept treatment by week 12 of the open-label study. Improvement in patient-reported outcomes was sustained over 4 years in both the previous placebo and etanercept groups.

## 18 NON-CLINICAL TOXICOLOGY – REFERENCE BIOLOGIC DRUG

The preclinical toxicologic profile of TNFR:Fc was evaluated in monkeys, rats, mice and rabbits. Multidose toxicity studies were conducted in monkeys following repeat administration by intravenous, subcutaneous or oronasal inhalation routes. The incidence and time course of neutralizing antibody formation were characterized in toxicity and reproductive toxicity studies, as well as in special toxicology studies in mice, rats and rabbits.

TNFR:Fc was well tolerated in all species used in preclinical toxicology studies at doses representing large multiples (up to 30x in monkeys, and up to 100x in rats and rabbits) of the maximum human therapeutic dose of 0.5 mg/kg. These doses resulted in systemic exposure levels (based on AUC) that were up to about 30, 45 and 74 times higher than human exposure at the maximum therapeutic dose, in monkeys, rats, and rabbits, respectively.

### Multidose Toxicity

No adverse effects were observed in monkeys administered twice-weekly subcutaneous injections of TNFR:Fc at 1, 5 and 15 mg/kg for 28 days. The only potentially treatment-related change was increased adrenal gland weights in female monkeys for the 5 and 15 mg/kg doses (34% and 54% increase in weight, respectively, compared to control). This finding was not considered of toxicologic importance, as adrenal weights for females at 5 and 15 mg/kg were within the facility's historical control range for untreated females. In addition, no macroscopic or microscopic pathologic changes occurred in adrenals, there were no clinical pathologic changes indicative of adrenal function effects, and no changes in adrenal weights were present in males at any dose. Adrenal weights for females receiving a dose of 1 mg/kg were comparable to vehicle control values. C<sub>max</sub> and AUC increased with increasing dose on Days 1 and 22. These increases were dose proportional on Day 1. AUC<sub>0-24</sub> at 15 mg/kg on Day 22 was approximately 30 times the anticipated human exposure. Systemic exposure in Cynomolgus

monkeys at 1 and 5 mg/kg was reduced at Day 22 compared to Day 1 values. The decrease in C<sub>max</sub> and AUC at 1 and 5 mg/kg is attributed to the formation of polyclonal anti-TNFR:Fc antibodies, which interfere with the quantitative ELISA method used for measurement of TNFR:Fc concentrations and increased antibody-mediated clearance. It is possible that at the higher dose of 15 mg/kg, the antibody response may be saturated or suppressed by the higher levels of TNFR:Fc.

No adverse effects have been reported through Week 14 of an ongoing 26 week study in which monkeys are administered TNFR:Fc by twice-weekly subcutaneous injection at 1, 5 and 15 mg/kg.

No treatment-related effects were observed in monkeys after two weeks of twice-weekly subcutaneous injections of either of two lots of TNFR:Fc produced at two different manufacturing facilities and production scales at 15 mg/kg. There were no toxicokinetic differences and no neutralizing antibodies were detected in monkeys following administration of either lot.

No treatment-related effects occurred in monkeys administered TNFR:Fc at 0.2 or 2.0 mg/kg subcutaneously daily for 20 days. No delayed toxicity was observed in monkeys retained for 14 days following cessation of treatment.

No treatment-related effects occurred in monkeys administered intravenous TNFR:Fc at 1.5 or 15 mg/kg as a single dose, or daily for 3 consecutive days. No delayed toxicity occurred in monkeys retained for 18 days following cessation of treatment.

Injection site reactions were minimal with repeated administration of TNFR:Fc by intravenous or subcutaneous injection.

The only treatment-related effects in monkeys administered 0.15 and 0.70 mg/kg/day TNFR:Fc via daily inhalation for 28 days were specific to this route of administration. Increased lung weight and microscopic perivascular cell infiltration and intra-alveolar histiocytosis were present in lungs at both dose levels. Minor increases in the number of granulocytic cells and myeloid erythroid (M:E) ratio were observed in bone marrow in one female monkey each in both TNFR:Fc-treated groups compared to the control group.

#### Special Toxicity

Neutralizing antibodies were detected in mice, rats, rabbits and Cynomolgus monkeys after multiple doses of TNFR:Fc administered by intravenous, subcutaneous or oronasal routes. In general, the incidence of both anti-TNFR:Fc and neutralizing antibodies increased with time. Anti-TNFR:Fc antibodies were detected in monkeys after 15 days of twice weekly subcutaneous administration, and were present in almost all animals by 3 to 4 weeks. In monkeys receiving daily subcutaneous injections of TNFR:Fc for 20 days, anti-TNFR:Fc antibodies continued to circulate for at least 14 days after drug administration was discontinued.

Neutralizing antibodies were detected as early as 1 week after the initiation of twice weekly subcutaneous administration of 1 mg/kg TNFR:Fc in mice and rats, and by 10 days in rabbits. After 4 weeks of twice weekly subcutaneous TNFR:Fc, neutralizing antibodies were detected in almost all mice, rats or rabbits administered 1 or 25 mg/kg TNFR:Fc. No neutralizing antibodies were detected in reproductive studies in rats following TNFR:Fc administration to pregnant rats by daily injections at 5 to 50 mg/kg for 12 days or at 3 to 30 mg/kg for up to 15 days. Neutralizing antibodies were detected in pregnant rabbits after 15 days of subcutaneous dosing

at 5, 15 and 50 mg/kg. The incidence of neutralizing antibodies was lower and the time to appearance longer in monkeys than in other species.

Following twice weekly subcutaneous TNFR:Fc administration to monkeys, neutralizing antibodies were detected in 1 of 6 monkeys treated with 1 mg/kg TNFR:Fc on Day 26. No neutralizing antibodies were detectable by Day 26 in monkeys administered TNFR:Fc subcutaneously, twice weekly, at 5 or 15 mg/kg. These data support the selection of the monkey as the species of choice in multiple-dose toxicity studies.

The incidence of anti-TNFR:Fc antibodies and neutralizing antibodies appeared to be lower at higher doses of TNFR:Fc. One explanation for this observation is that the antibody ELISA can only detect free anti-TNFR:Fc antibodies ie, those not bound to TNFR:Fc in the serum sample. Only a low antibody incidence will be detected even in the presence of high levels of circulating anti-TNFR:Fc antibodies, if those antibodies are bound to TNFR:Fc. An alternate explanation is that high levels of TNFR:Fc may saturate or suppress the antibody response.

The detection of neutralizing antibodies is also compromised in the presence of circulating antibody-TNFR:Fc complexes. A serum concentration of 100 ng/mL TNFR:Fc is sufficient to negate antibody detection by the neutralizing antibody assays. Neutralizing antibodies were detected in monkeys administered TNFR:Fc via inhalation. The lower TNFR:Fc serum concentrations (< 60 ng/mL) observed in this study, compared to other monkey studies, would not interfere with the detection of neutralizing antibodies.

#### Reproductive Toxicity

There were no adverse effects of TNFR:Fc on pregnant rats or rabbits or their offspring following daily subcutaneous administration during the period of organogenesis at doses up to 100 times the intended clinical dose. These doses resulted in systemic exposures up to approximately 45 to 74 fold higher in rats and rabbits than human exposure at the maximum therapeutic dose, based on AUC. The rat or rabbit AUC<sub>0-24</sub> values were multiplied by 3 to compare daily dosing in rats or rabbits to dosing every 3 days in humans in determining these exposure ratios (rat or rabbit AUC/human AUC).

The pharmacokinetic profile of TNFR:Fc in pregnant animals was similar to that observed in non-pregnant rats and monkeys.

Neutralizing antibodies were detected in the rabbits, but not in the rat, following daily subcutaneous administration of TNFR:Fc during the period of organogenesis.

#### Mutagenicity

TNFR:Fc is not considered to represent a genotoxic hazard to humans based on the results of bacterial mutagenicity, mouse lymphoma cell mutagenicity, human chromosomal aberrations, and mouse micronucleus assays.

## **19 SUPPORTING PRODUCT MONOGRAPHS**

1. Enbrel (Solution for Injection in a Prefilled Syringe 50 mg/mL and in a Pre-filled Auto-injector 50 mg/mL), Submission control No. 207759, Product Monograph, IMMUNEX CORPORATION, September 26, 2017

## READ THIS FOR SAFE AND EFFECTIVE USE OF YOUR MEDICINE

### PATIENT MEDICATION INFORMATION

**BRENZYS** (pronounced) <BREN-ziss>  
**etanercept injection**  
**Single-use Pre-filled Syringe**

Read this carefully before you start taking **BRENZYS** and each time you get a refill. This leaflet is a summary and will not tell you everything about this drug. Talk to your healthcare professional about your medical condition and treatment and ask if there is any new information about **BRENZYS**.

**BRENZYS** is a biosimilar biologic drug (biosimilar) to the reference biologic drug Enbrel<sup>®</sup>. A biosimilar is authorized based on its similarity to a reference biologic drug that was already authorized for sale.

#### Serious Warnings and Precautions

- **Serious infections.** There have been cases where patients taking **BRENZYS** or other TNF-blocking agents have developed serious infections, including tuberculosis (TB) and infections caused by bacteria, viruses or fungi that have spread throughout their body. Some patients have died from these infections. In very rare cases, hepatitis B recurred in patients with previous hepatitis. If you tend to get infections easily or if you develop an infection while taking **BRENZYS**, you should tell your doctor right away.
- **Malignancies.** **BRENZYS** is not indicated for use in children less than 18 years of age; however, there have been cases, sometimes fatal, of unusual cancers in children and teenage patients who started using TNF-blocking agents, including etanercept, at less than 18 years of age.

#### What is **BRENZYS** used for?

**BRENZYS** is a medicine for treating people with moderate to severe forms of rheumatoid arthritis (RA). **BRENZYS** is also for treating adults with a type of arthritis called ankylosing spondylitis (ank-e-low-sing spond-e-lie-tis (AS)). RA, and AS are inflammatory diseases that affect the joints in your body.

#### How does **BRENZYS** work?

**BRENZYS** is a type of protein called a tumour necrosis factor (TNF) blocker that blocks the action of a substance your body makes called TNF-alpha. TNF-alpha is made by your body's immune system. People with immune diseases like RA as well as patients with AS, have too much TNF-alpha in their bodies, which can cause inflammation and lead to painful, swollen joints. **BRENZYS** can reduce the amount of TNF in the body to normal levels, helping to treat joint damage. In patients with inflammatory arthritis, **BRENZYS** may be effective in reducing signs and symptoms of inflammatory arthritis (such as pain, morning stiffness and fatigue), may help improve your ability to do simple daily activities (such as dressing, walking and climbing stairs), and may help prevent damage to your bones and joints.



## What are the ingredients in BRENZYS?

Medicinal ingredients: etanercept

Non-medicinal ingredients: Sodium chloride, Sodium phosphate and Sucrose

## BRENZYS comes in the following dosage forms:

**BRENZYS single-use pre-filled syringes** are available as a 50 mg dosage strength (0.98 mL of a 50 mg/mL solution of etanercept, minimum deliverable volume of 0.94 mL).

**BRENZYS single-use pre-filled auto-injectors** are available as a 50 mg dosage strength (0.98 mL of a 50 mg/mL solution of etanercept, minimum deliverable volume of 0.93 mL).

## Do not use BRENZYS if:

- you have ever had an allergic reaction to BRENZYS or any of the ingredients in BRENZYS.
- you have, or are at risk of developing a serious blood infection called sepsis.
- you have an infection of any kind.

**To help avoid side effects and ensure proper use, talk to your healthcare professional before you take BRENZYS. Talk about any health conditions or problems you may have, including if you:**

- have an infection. This could put you at risk for serious side effects from BRENZYS.
- have symptoms of an infection such as fever, sweats or chills, cough or flu-like symptoms, shortness of breath, blood in your phlegm, weight loss, muscle aches, warm, red, or painful areas on your skin, sores on your body, diarrhea or stomach pain, burning when you urinate or urinate more often than normal, and feel very tired.
- have a history of infections that keep coming back or other conditions — like diabetes, HIV, or a weak immune system — that might increase your risk of infections.
- have tuberculosis (TB), or have been in close contact with someone who has or has had TB. You will need to be evaluated for TB. Your doctor should test you for TB before starting BRENZYS.
- were born in, lived in, or traveled to countries where there is a risk for getting TB. Ask your doctor if you are not sure.
- live in, have lived in or have traveled to, areas where there is a greater risk for certain kinds of fungal infections (histoplasmosis, coccidioidomycosis, blastomycosis). These infections may develop or become more severe if you take BRENZYS. If you don't know if you have lived in an area where these infections are common, ask your doctor.
- have or have had hepatitis B.
- have or have had persistent numbness, tingling and muscle weakness or a disease such as multiple sclerosis, Guillain- Barré or a Guillain-Barré -like syndrome, which causes inflammation of the nervous system, either in the brain and spinal cord or nerves going to your hands and feet.
- have been newly diagnosed or are being treated for congestive heart failure.
- are scheduled to have major surgery.
- have recently received or are scheduled to receive a vaccine. All vaccines should be brought up-to-date before starting BRENZYS. Patients taking BRENZYS should not receive live vaccines.
- use the medication Kineret® (anakinra), Orencia® (abatacept) or cyclophosphamide (see “The following may interact with BRENZYS:” below).
- have been around someone with varicella zoster (chicken pox, shingles).

Your doctor should monitor you closely for signs and symptoms of TB during treatment with

BRENZYS even if you have tested negative for TB. If you develop any of the symptoms of TB (a dry cough that doesn't go away, weight loss, fever, night sweats) call your doctor.

#### **Other warnings you should know about:**

All medicines have side effects. Medicines, like BRENZYS, that affect your immune system can cause serious side effects. The possible serious side effects include:

- **Nervous system diseases.** There have been rare cases of disorders that affect the nervous system of people taking BRENZYS or other TNF blockers, such as multiple sclerosis, seizures or inflammation of the nerves of the eyes. Signs that you could be experiencing a problem affecting your nervous system include: numbness or tingling throughout your body, problems with your vision, weakness in your arms and/or legs, and dizziness.
- **Blood problems.** In some patients the body may fail to produce enough of the blood cells that can help your body fight infections or help you to stop bleeding. This can lead to death. If you develop a fever that doesn't go away, bruise or bleed very easily or look very pale or feel faint, call your doctor right away. Your doctor may decide to stop treatment. Some people have also had symptoms that resemble lupus (rash on your face and arms that gets worse in the sun) that may go away when you stop taking BRENZYS.
- **Heart problems.** You should also tell your doctor if you have ever been treated for heart failure. If you have, your doctor may choose not to start you on BRENZYS, or may want to monitor you more closely. Symptoms include shortness of breath or swelling of your ankles and feet.
- **Allergic reactions.** Some patients have had allergic reactions to BRENZYS. If you develop a severe rash, swollen face or difficulty breathing while taking BRENZYS, call your doctor right away.
- **Malignancies.** Patients with inflammatory diseases including RA or AS, particularly those with highly active disease, may be at higher risk for lymphoma (a type of cancer). For patients taking TNF-blocker medicines including BRENZYS, the chances of getting lymphoma or other cancers may increase. Whether treatment with BRENZYS might influence the development and course of malignancies in adults is unknown.
- **Liver problems (autoimmune hepatitis).** Liver problems can happen in people who use TNF blocker medicines, including BRENZYS. These problems can lead to liver failure and death. Call your doctor right away if you have any of these symptoms: feel very tired, skin or eyes look yellow, poor appetite or vomiting, pain on the right side of your stomach (abdomen). These symptoms may occur several months after starting and even after BRENZYS has been stopped. □
- **Psoriasis.** Some people using BRENZYS developed new psoriasis or worsening of psoriasis they already had. Tell your doctor if you develop red scaly patches or raised bumps which may be filled with pus. Your doctor may decide to stop your treatment with BRENZYS.
- **Serious infections.** BRENZYS can lower the ability of your immune system to fight infections. So, taking BRENZYS can make you more prone to getting infections or make any infection that you may have worse. Some people have serious infections while taking BRENZYS including infections that spread through the body such as tuberculosis (TB), legionellosis (usually a bacterial pneumonia), and listeriosis (usually from contaminated food). Other infections caused by viruses, fungi, bacteria or parasites may occur. Some people have died from these infections.

#### What are the common side effects?

In studies comparing etanercept to placebo (inactive injection), side effects that occurred more frequently in patients treated with etanercept were:

- Reactions where the injection was given. These reactions are usually mild and include redness, swelling, itching, or bruising. These usually go away within 3 to 5 days. If you have pain, redness or swelling around the injection site that doesn't go away or gets worse, call your doctor.
- Upper respiratory infections (sinus infections)
- Headaches

#### When can I expect to see results from taking BRENZYS?

Improvement may be seen as early as 1 week after starting etanercept in adults. In clinical trials, full effect was usually seen by 3 months in adults and was sustained with continued treatment.

#### Can I take BRENZYS if I am pregnant or breastfeeding?

BRENZYS has not been studied in pregnant women or nursing mothers, therefore its effects on pregnant women or nursing babies are not known.

You should tell your doctor if you are pregnant, become pregnant or are thinking about becoming pregnant. If you took BRENZYS during pregnancy, talk to your doctor prior to administration of live vaccines to your infant.

BRENZYS can pass into breast milk. You and your doctor should decide if you will take BRENZYS or breastfeed. You should not do both.

If you are not sure or have any questions about any of this information, ask your doctor.

**Tell your healthcare professional about all the medicines you take, including any drugs, vitamins, minerals, natural supplements or alternative medicines.**

In adults, BRENZYS can be used in combination with methotrexate.

#### **The following may interact with BRENZYS:**

- **Anakinra.** Taking BRENZYS with Kineret<sup>®</sup> (anakinra) is not recommended because this may increase your risk of getting a serious infection.
- **Abatacept.** Taking BRENZYS with Orencia<sup>®</sup> (abatacept) is not recommended because this may increase your risk for serious side effects.
- **Cyclophosphamide.** Taking BRENZYS with cyclophosphamide (used to treat cancer or immune diseases) is not recommended. You may have a higher chance for getting certain cancers when taking BRENZYS with cyclophosphamide.

If you have diabetes and are taking medication to control your diabetes, your doctor may decide you need less anti-diabetic medicine while taking BRENZYS.

#### **How to take BRENZYS:**

BRENZYS is administered by an injection under the skin.

You may continue to use other medicines that help treat your condition while taking BRENZYS, such as non-steroidal anti-inflammatory drugs (NSAIDs) and prescription steroids, as recommended by your doctor.

**Detailed instructions on how to inject BRENZYS are provided in “Instructions for Use”.**

Do not mix the BRENZYS solution with any other medicine.

To help you remember, it may be helpful to write in a diary which day(s) of the week BRENZYS should be used.

**Usual dose:**

Rheumatoid arthritis (RA) or ankylosing spondylitis (AS)

The usual dose is 50 mg once a week as an injection under the skin. However, your doctor may determine an alternative frequency at which to inject BRENZYS.

Your doctor will decide how long you should take BRENZYS and whether retreatment is needed based on your response. If BRENZYS has no effect on your condition after 12 weeks, your doctor may tell you to stop taking this medicine.

**Overdose:**

If you accidentally inject BRENZYS more frequently than instructed, talk to a doctor or pharmacist immediately.

If you think you have taken too much BRENZYS, contact your healthcare professional, hospital emergency department or regional poison control centre immediately, even if there are no symptoms.

**Missed Dose:**

If you forget to take BRENZYS when you are supposed to, contact your doctor to find out when to take your next dose of BRENZYS.

**What are possible side effects from using BRENZYS?**

These are not all the possible side effects you may feel when taking BRENZYS. If you experience any side effects not listed here, contact your healthcare professional. Please also see Warnings and Precautions.

Like all medicines, BRENZYS can cause side effects. Most side effects are mild to moderate. However, some may be serious and require treatment.

| <b>Serious side effects and what to do about them</b>                  |                                      |              |   |
|--|--------------------------------------|--------------|---|
| Symptom / effect   | Talk to your healthcare professional |              | Stop taking drug and get immediate medical help |
|  | Only if severe                       | In all cases |   |
| <b>VERY COMMON</b><br>Injection site reactions                         |                                      | ✓            |   |
| <b>COMMON</b><br>Upper respiratory tract infections (sinus infections) |                                      | ✓            |   |
| Headaches  | ✓                                    |              |   |
| <b>RARE</b><br>Serious infections                                      |                                      | ✓            | ✓   |
| Tuberculosis   |                                      | ✓            |   |
| Nerve disorders  |                                      | ✓            |   |

If you have a troublesome symptom or side effect that is not listed here or becomes bad enough to interfere with your daily activities, talk to your healthcare professional.

## Reporting Side Effects

You can report any suspected side effects associated with the use of health products to Health Canada by:

- Visiting the Web page on [Adverse Reaction Reporting](http://www.hc-sc.gc.ca/dhp-mps/medeff/report-declaration/index-eng.php) (<http://www.hc-sc.gc.ca/dhp-mps/medeff/report-declaration/index-eng.php>) for information on how to report online, by mail or by fax; or
- Calling toll-free at 1-866-234-2345.

*NOTE: Contact your health professional if you need information about how to manage your side effects. The Canada Vigilance Program does not provide medical advice.*

## Storage:

The BRENZYS pre-filled syringe should be refrigerated at 2°C to 8°C. **Do NOT freeze BRENZYS.** Refrigerated BRENZYS remains stable until the expiration date printed on the syringe.

BRENZYS may be transferred to room temperature storage (up to 27°C). Upon removal from the refrigerator, it must be used within 60 days. Protect from direct sunlight, sources of heat, and humidity until ready to use.

Keep out of reach and sight of children.

## If you want more information about BRENZYS:

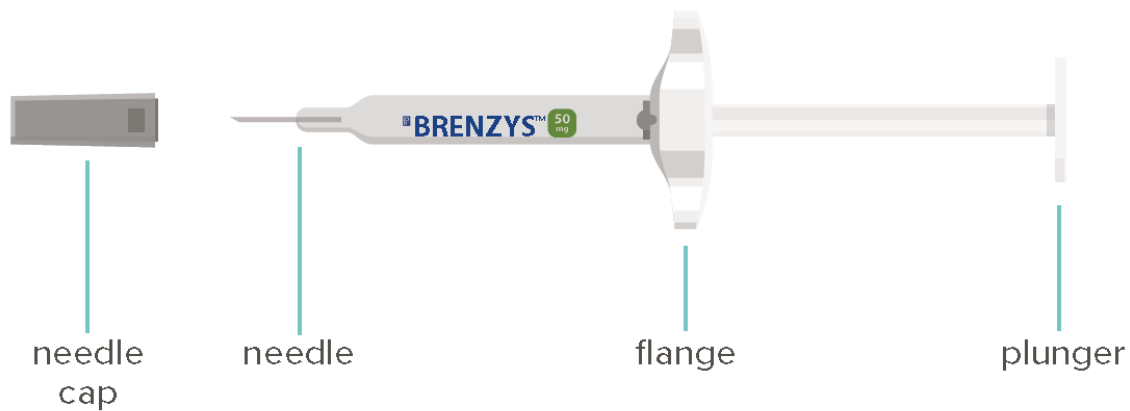
- Talk to your healthcare professional
- Find the full product monograph that is prepared for healthcare professionals and includes this Patient Medication Information by visiting the [Health Canada website](http://hc-sc.gc.ca/index-eng.php) (<http://hc-sc.gc.ca/index-eng.php>); the Canadian distributor (Merck Canada Inc.)'s website [www.merck.ca](http://www.merck.ca), or by calling 1-800-567-2594.

This information is current up to the last revision date shown below, but more current information may be available from the manufacturer.

## Instructions for Use:

The following instructions are for preparing and giving a dose of BRENZYS using a single-use pre-filled syringe.

## Your pre-filled syringe:



### Step 1: Gather supplies

- Place your syringe and unopened alcohol swabs on a clean, dry surface.
- Remember to wash your hands.
- Don't uncap.



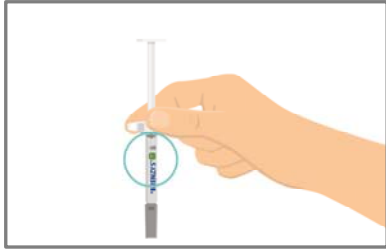
### Step 2: Wait 30 minutes

- Wait approximately 30 minutes for your syringe to warm-up to room temperature, which helps reduce your pain during injection.
- Don't remove the cap just yet.



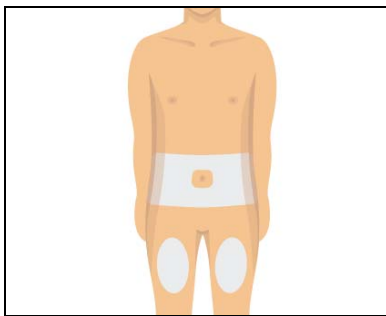
### Step 3: Inspect medicine & date

- Always make sure your medicine hasn't expired.
- The medicine should be clear and colorless, and may contain small particles.
- You may see an air bubble, and that's okay.
- Don't remove the cap just yet.



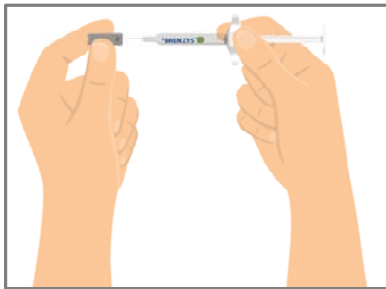
#### **Step 4: Choose site & clean skin**

- Choose an injection site on your body.
- Your abdomen or thighs are best.
- Wipe your skin at the injection site with an alcohol swab.
- Avoid skin that's sore, bruised, scarred, scaly or has red patches.



#### **Step 5: Remove syringe cap**

- Carefully remove the needle cap.



#### **Step 6: Pinch skin & insert needle**

- Gently pinch your skin, and carefully insert the needle.



**Step 7: Push plunger all the way**

- Hold the syringe steady and press the plunger all the way down.



**Step 8: Remove syringe & dispose**

- Pull the syringe away from your skin and dispose of it in a sharps container.
- Don't recap or reuse your needle.



This leaflet was prepared by Samsung Bioepis Co., Ltd.

Last Revised: Jun 18, 2018



## READ THIS FOR SAFE AND EFFECTIVE USE OF YOUR MEDICINE

### PATIENT MEDICATION INFORMATION

**BRENZYS** (pronounced) <BREN-ziss>  
**etanercept injection**  
**Single-use Pre-filled Auto-injector**

Read this carefully before you start taking **BRENZYS** and each time you get a refill. This leaflet is a summary and will not tell you everything about this drug. Talk to your healthcare professional about your medical condition and treatment and ask if there is any new information about **BRENZYS**.

**BRENZYS** is a biosimilar biologic drug (biosimilar) to the reference biologic drug Enbrel®. A biosimilar is authorized based on its similarity to a reference biologic drug that was already authorized for sale.

#### Serious Warnings and Precautions

- **Serious infections.** There have been cases where patients taking BRENZYS or other TNF-blocking agents have developed serious infections, including tuberculosis (TB) and infections caused by bacteria, viruses or fungi that have spread throughout their body. Some patients have died from these infections. In very rare cases, hepatitis B recurred in patients with previous hepatitis. If you tend to get infections easily or if you develop an infection while taking BRENZYS, you should tell your doctor right away.
- **Malignancies.** BRENZYS is not indicated for use in children less than 18 years of age; however, there have been cases, sometimes fatal, of unusual cancers in children and teenage patients who started using TNF-blocking agents, including etanercept, at less than 18 years of age.

#### What is BRENZYS used for?

BRENZYS is a medicine for treating people with moderate to severe forms of rheumatoid arthritis (RA). BRENZYS is also for treating adults with a type of arthritis called ankylosing spondylitis (ank-e-low-sing spond-e-lie-tis (AS). RA, and AS are inflammatory diseases that affect the joints in your body.

#### How does BRENZYS work?

BRENZYS is a type of protein called a tumour necrosis factor (TNF) blocker that blocks the action of a substance your body makes called TNF-alpha. TNF-alpha is made by your body's immune system. People with immune diseases like RA as well as patients with AS, have too much TNF-alpha in their bodies, which can cause inflammation and lead to painful, swollen joints. BRENZYS can reduce the amount of TNF in the body to normal levels, helping to treat joint damage. In patients with inflammatory arthritis, BRENZYS may be effective in reducing signs and symptoms of inflammatory arthritis (such as pain, morning stiffness and fatigue), may help improve your ability to do simple daily activities (such as dressing, walking and climbing stairs), and may help prevent damage to your bones and joints.

## What are the ingredients in BRENZYS?

Medicinal ingredients: etanercept

Non-medicinal ingredients: Sodium chloride, Sodium phosphate and Sucrose

## BRENZYS comes in the following dosage forms:

**BRENZYS single-use pre-filled syringes** are available as a 50 mg dosage strength (0.98 mL of a 50 mg/mL solution of etanercept, minimum deliverable volume of 0.94 mL).

**BRENZYS single-use pre-filled auto-injectors** are available as a 50 mg dosage strength (0.98 mL of a 50 mg/mL solution of etanercept, minimum deliverable volume of 0.93 mL).

## Do not use BRENZYS if:

- you have ever had an allergic reaction to BRENZYS or any of the ingredients in BRENZYS.
- you have, or are at risk of developing a serious blood infection called sepsis.
- you have an infection of any kind.

**To help avoid side effects and ensure proper use, talk to your healthcare professional before you take BRENZYS. Talk about any health conditions or problems you may have, including if you:**

- have an infection. This could put you at risk for serious side effects from BRENZYS.
- have symptoms of an infection such as fever, sweats or chills, cough or flu-like symptoms, shortness of breath, blood in your phlegm, weight loss, muscle aches, warm, red, or painful areas on your skin, sores on your body, diarrhea or stomach pain, burning when you urinate or urinate more often than normal, and feel very tired.
- have a history of infections that keep coming back or other conditions — like diabetes, HIV, or a weak immune system — that might increase your risk of infections.
- have tuberculosis (TB), or have been in close contact with someone who has or has had TB. You will need to be evaluated for TB. Your doctor should test you for TB before starting BRENZYS.
- were born in, lived in, or traveled to countries where there is a risk for getting TB. Ask your doctor if you are not sure.
- live in, have lived in or have traveled to, areas where there is a greater risk for certain kinds of fungal infections (histoplasmosis, coccidioidomycosis, blastomycosis). These infections may develop or become more severe if you take BRENZYS. If you don't know if you have lived in an area where these infections are common, ask your doctor.
- have or have had hepatitis B.
- have or have had persistent numbness, tingling and muscle weakness or a disease such as multiple sclerosis, Guillain- Barré or a Guillain-Barré -like syndrome, which causes inflammation of the nervous system, either in the brain and spinal cord or nerves going to your hands and feet.
- have been newly diagnosed or are being treated for congestive heart failure.
- are scheduled to have major surgery.
- have recently received or are scheduled to receive a vaccine. All vaccines should be brought up-to-date before starting BRENZYS. Patients taking BRENZYS should not receive live vaccines.
- use the medication Kineret® (anakinra), Orencia® (abatacept) or cyclophosphamide (see “The following may interact with BRENZYS:” below).
- have been around someone with varicella zoster (chicken pox, shingles).

Your doctor should monitor you closely for signs and symptoms of TB during treatment with

BRENZYS even if you have tested negative for TB. If you develop any of the symptoms of TB (a dry cough that doesn't go away, weight loss, fever, night sweats) call your doctor.

**Other warnings you should know about:**

All medicines have side effects. Medicines, like BRENZYS, that affect your immune system can cause serious side effects. The possible serious side effects include:

- **Nervous system diseases.** There have been rare cases of disorders that affect the nervous system of people taking BRENZYS or other TNF blockers, such as multiple sclerosis, seizures or inflammation of the nerves of the eyes. Signs that you could be experiencing a problem affecting your nervous system include: numbness or tingling throughout your body, problems with your vision, weakness in your arms and/or legs, and dizziness.
- **Blood problems.** In some patients the body may fail to produce enough of the blood cells that can help your body fight infections or help you to stop bleeding. This can lead to death. If you develop a fever that doesn't go away, bruise or bleed very easily or look very pale or feel faint, call your doctor right away. Your doctor may decide to stop treatment. Some people have also had symptoms that resemble lupus (rash on your face and arms that gets worse in the sun) that may go away when you stop taking BRENZYS.
- **Heart problems.** You should also tell your doctor if you have ever been treated for heart failure. If you have, your doctor may choose not to start you on BRENZYS, or may want to monitor you more closely. Symptoms include shortness of breath or swelling of your ankles and feet.
- **Allergic reactions.** Some patients have had allergic reactions to BRENZYS. If you develop a severe rash, swollen face or difficulty breathing while taking BRENZYS, call your doctor right away.
- **Malignancies.** Patients with inflammatory diseases including RA or AS, particularly those with highly active disease, may be at higher risk for lymphoma (a type of cancer). For patients taking TNF-blocker medicines including BRENZYS, the chances of getting lymphoma or other cancers may increase. Whether treatment with BRENZYS might influence the development and course of malignancies in adults is unknown.
- **Liver problems (autoimmune hepatitis).** Liver problems can happen in people who use TNF blocker medicines, including BRENZYS. These problems can lead to liver failure and death. Call your doctor right away if you have any of these symptoms: feel very tired, skin or eyes look yellow, poor appetite or vomiting, pain on the right side of your stomach (abdomen). These symptoms may occur several months after starting and even after BRENZYS has been stopped. □
- **Psoriasis.** Some people using BRENZYS developed new psoriasis or worsening of psoriasis they already had. Tell your doctor if you develop red scaly patches or raised bumps which may be filled with pus. Your doctor may decide to stop your treatment with BRENZYS.
- **Serious infections.** BRENZYS can lower the ability of your immune system to fight infections. So, taking BRENZYS can make you more prone to getting infections or make any infection that you may have worse. Some people have serious infections while taking BRENZYS including infections that spread through the body such as tuberculosis (TB), legionellosis (usually a bacterial pneumonia), and listeriosis (usually from contaminated food). Other infections caused by viruses, fungi, bacteria or parasites may occur. Some people have died from these infections.

What are the common side effects?

In studies comparing etanercept to placebo (inactive injection), side effects that occurred more frequently in patients treated with etanercept were:

- Reactions where the injection was given. These reactions are usually mild and include redness, swelling, itching, or bruising. These usually go away within 3 to 5 days. If you have pain, redness or swelling around the injection site that doesn't go away or gets worse, call your doctor.
- Upper respiratory infections (sinus infections)
- Headaches

#### When can I expect to see results from taking BRENZYS?

Improvement may be seen as early as 1 week after starting etanercept in adults. In clinical trials, full effect was usually seen by 3 months in adults and was sustained with continued treatment.

#### Can I take BRENZYS if I am pregnant or breastfeeding?

BRENZYS has not been studied in pregnant women or nursing mothers, therefore its effects on pregnant women or nursing babies are not known.

You should tell your doctor if you are pregnant, become pregnant or are thinking about becoming pregnant. If you took BRENZYS during pregnancy, talk to your doctor prior to administration of live vaccines to your infant.

BRENZYS can pass into breast milk. You and your doctor should decide if you will take BRENZYS or breastfeed. You should not do both.

If you are not sure or have any questions about any of this information, ask your doctor.

**Tell your healthcare professional about all the medicines you take, including any drugs, vitamins, minerals, natural supplements or alternative medicines.**

In adults, BRENZYS can be used in combination with methotrexate.

#### **The following may interact with BRENZYS:**

- **Anakinra.** Taking BRENZYS with Kineret<sup>®</sup> (anakinra) is not recommended because this may increase your risk of getting a serious infection.
- **Abatacept.** Taking BRENZYS with Orencia<sup>®</sup> (abatacept) is not recommended because this may increase your risk for serious side effects.
- **Cyclophosphamide.** Taking BRENZYS with cyclophosphamide (used to treat cancer or immune diseases) is not recommended. You may have a higher chance for getting certain cancers when taking BRENZYS with cyclophosphamide.

If you have diabetes and are taking medication to control your diabetes, your doctor may decide you need less anti-diabetic medicine while taking BRENZYS.

#### **How to take BRENZYS:**

BRENZYS is administered by an injection under the skin.

You may continue to use other medicines that help treat your condition while taking BRENZYS, such as non-steroidal anti-inflammatory drugs (NSAIDs) and prescription steroids, as recommended by your doctor.

**Detailed instructions on how to inject BRENZYS are provided in “Instructions for Use”.**

Do not mix the BRENZYS solution with any other medicine.

To help you remember, it may be helpful to write in a diary which day(s) of the week BRENZYS should be used.

**Usual dose:**

Rheumatoid arthritis (RA) or ankylosing spondylitis (AS)

The usual dose is 50 mg once a week as an injection under the skin. However, your doctor may determine an alternative frequency at which to inject BRENZYS.

Your doctor will decide how long you should take BRENZYS and whether retreatment is needed based on your response. If BRENZYS has no effect on your condition after 12 weeks, your doctor may tell you to stop taking this medicine.

**Overdose:**

If you accidentally inject BRENZYS more frequently than instructed, talk to a doctor or pharmacist immediately.

If you think you have taken too much BRENZYS, contact your healthcare professional, hospital emergency department or regional poison control centre immediately, even if there are no symptoms.

**Missed Dose:**

If you forget to take BRENZYS when you are supposed to, contact your doctor to find out when to take your next dose of BRENZYS.

**What are possible side effects from using BRENZYS?**

These are not all the possible side effects you may feel when taking BRENZYS. If you experience any side effects not listed here, contact your healthcare professional. Please also see Warnings and Precautions.

Like all medicines, BRENZYS can cause side effects. Most side effects are mild to moderate. However, some may be serious and require treatment.

| <b>Serious side effects and what to do about them</b>                  |                                      |              |   |
|--|--------------------------------------|--------------|---|
| Symptom / effect   | Talk to your healthcare professional |              | Stop taking drug and get immediate medical help |
|  | Only if severe                       | In all cases |   |
| <b>VERY COMMON</b><br>Injection site reactions                         |                                      | ✓            |   |
| <b>COMMON</b><br>Upper respiratory tract infections (sinus infections) |                                      | ✓            |   |
| Headaches  | ✓                                    |              |   |
| <b>RARE</b><br>Serious infections                                      |                                      | ✓            | ✓   |
| Tuberculosis   |                                      | ✓            |   |
| Nerve disorders  |                                      | ✓            |   |

If you have a troublesome symptom or side effect that is not listed here or becomes bad enough to interfere with your daily activities, talk to your healthcare professional.

## Reporting Side Effects

You can report any suspected side effects associated with the use of health products to Health Canada by:

- Visiting the Web page on [Adverse Reaction Reporting](http://www.hc-sc.gc.ca/dhp-mps/medeff/report-declaration/index-eng.php) (<http://www.hc-sc.gc.ca/dhp-mps/medeff/report-declaration/index-eng.php>) for information on how to report online, by mail or by fax; or
- Calling toll-free at 1-866-234-2345.

*NOTE: Contact your health professional if you need information about how to manage your side effects. The Canada Vigilance Program does not provide medical advice.*

## Storage:

The BRENZYS pre-filled auto-injector should be refrigerated at 2°C to 8°C. **Do NOT freeze BRENZYS.** Refrigerated BRENZYS remains stable until the expiration date printed on the auto-injector.

BRENZYS may be transferred to room temperature storage (up to 27°C). Upon removal from the refrigerator, it must be used within 60 days. Protect from direct sunlight, sources of heat, and humidity until ready to use.

Keep out of reach and sight of children.

## If you want more information about BRENZYS:

- Talk to your healthcare professional
- Find the full product monograph that is prepared for healthcare professionals and includes this Patient Medication Information by visiting the [Health Canada website](http://hc-sc.gc.ca/index-eng.php) (<http://hc-sc.gc.ca/index-eng.php>); the Canadian distributor (Merck Canada Inc.)'s website [www.merck.ca](http://www.merck.ca), or by calling 1-800-567-2594.

This information is current up to the last revision date shown below, but more current information may be available from the manufacturer.

## Instructions for Use:

The following instructions are for preparing and giving a dose of BRENZYS using a single-use pre-filled auto-injector.

## Your pre-filled auto-injector:

- There is no button on your auto-injector.
- The needle is hidden behind a shield, under the cap.
- When you push the shield onto your skin, the injection will start automatically.



### Step 1: Gather supplies

- Place your auto-injector and unopened alcohol swabs on a clean, dry surface.
- Remember to wash your hands.
- Don't uncap.



### Step 2: Wait 30 minutes

- Wait approximately 30 minutes for your auto-injector to warm-up to room temperature, which helps reduce your pain during injection.
- Don't remove the cap just yet.



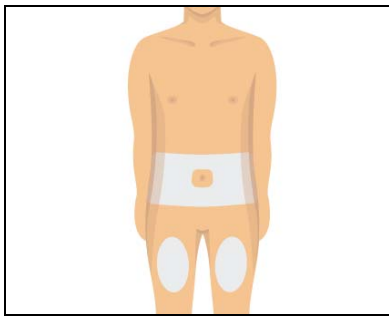
### Step 3: Inspect medicine & date

- Always make sure your medicine hasn't expired.
- The medicine should be clear and colorless, and may contain small particles.
- You may see an air bubble, and that's okay.
- Don't remove the cap just yet.



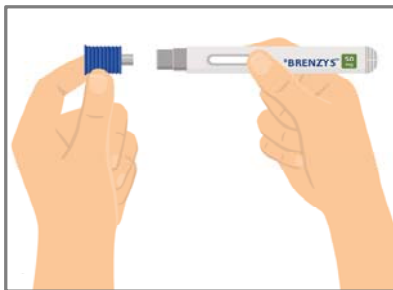
#### Step 4: Choose site & clean skin

- Choose an injection site on your body.
- Your abdomen or thighs are best.
- Wipe your skin at the injection site with an alcohol swab.
- Avoid skin that's sore, bruised, scarred, scaly or has red patches.



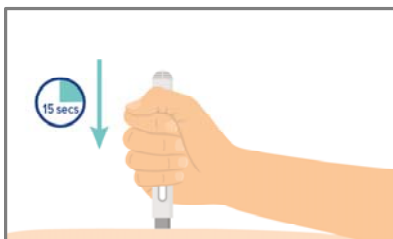
#### Step 5: Remove the blue needle cap

- Carefully remove the blue needle cap with a metal center from the auto-injector.



#### Step 6: Place gray needle shield, press down and hold 15 seconds

- Place the gray needle shield straight on your skin, and push the entire auto-injector down firmly to start the injection.
- When you push down, the injection starts.
- You may hear a click.





**Step 7: After 15 seconds, remove auto-injector**

- Hold the auto-injector against your skin.
- After 15 seconds, remove the auto-injector from the injection site.
- You may hear a second click.



**Step 8: Confirm completion & dispose auto-injector**

- Confirm that the medication window is yellow.
- Discard your auto-injector in a sharps container.
- If the window isn't yellow, you may not have received your full dose.
- Note: As per illustration a small grey band may still be visible.



This leaflet was prepared by Samsung Bioepis Co., Ltd.

Last Revised: Jun 18, 2018