

PRODUCT MONOGRAPH

Pr **FRAGMIN®**

Dalteparin Sodium Injection

Solution

10 000 IU (anti-factor Xa)/1 mL, Ampoule
25 000 IU (anti-factor Xa)/mL 3.8 mL, Multi-Dose Vial

Prefilled syringe with safety needle device

2 500 IU (anti-factor Xa)/0.2 mL
3500 IU (anti-factor Xa)/0.28 mL
5 000 IU (anti-factor Xa)/0.2 mL
7 500 IU (anti-factor Xa)/0.3 mL
10 000 IU (anti-factor Xa)/0.4 mL
12 500 IU (anti-factor Xa)/0.5 mL
15 000 IU (anti-factor Xa)/0.6 mL
18 000 IU (anti-factor Xa)/0.72 mL

Anticoagulant/Antithrombotic Agent

Pfizer Canada Inc.
17,300 Trans-Canada Highway
Kirkland, Quebec H9J 2M5

Date of Initial Approval:
September 30, 1994

® Pfizer Health AB
Pfizer Canada Inc., Licensee

Date of Revision:
October 18, 2018

© Pfizer Canada Inc. 2018

Submission Control No: 210778

Table of Contents

PART I: HEALTH PROFESSIONAL INFORMATION.....3
SUMMARY PRODUCT INFORMATION3
INDICATIONS AND CLINICAL USE3
CONTRAINDICATIONS4
WARNINGS AND PRECAUTIONS4
ADVERSE REACTIONS11
DRUG INTERACTIONS16
DOSAGE AND ADMINISTRATION17
OVERDOSAGE22
ACTION AND CLINICAL PHARMACOLOGY23
STORAGE AND STABILITY26
SPECIAL HANDLING INSTRUCTIONS26
DOSAGE FORMS, COMPOSITION AND PACKAGING26

PART II: SCIENTIFIC INFORMATION29
PHARMACEUTICAL INFORMATION29
CLINICAL TRIALS30
DETAILED PHARMACOLOGY42
TOXICOLOGY46
REFERENCES49

PART III: CONSUMER INFORMATION.....53

Pr **FRAGMIN®**

Dalteparin Sodium Injection

PART I: HEALTH PROFESSIONAL INFORMATION

SUMMARY PRODUCT INFORMATION

Route of Administration	Dosage Form / Strength	Clinically Relevant Nonmedicinal Ingredients
Parenteral	<p style="text-align: center;">Solution</p> <p>Ampoule: 10 000 IU (anti-factor Xa)/1 mL; Multi-Dose Vial: 25 000 IU (anti-factor Xa)/mL 3.8 mL</p> <p>Prefilled syringe with safety needle device 2 500 IU (anti-factor Xa)/0.2 mL 3500 IU (anti-factor Xa)/0.28 mL 5 000 IU (anti-factor Xa)/0.2 mL 7 500 IU (anti-factor Xa)/0.3 mL 10 000 IU (anti-factor Xa)/0.4 mL 12 500 IU (anti-factor Xa)/0.5 mL 15 000 IU (anti-factor Xa)/0.6 mL 18 000 IU (anti-factor Xa)/0.72 mL</p>	<p>Benzyl alcohol in Multi-Dose vial only.</p> <p><i>For a complete listing, see Dosage Forms, Composition and Packaging section</i></p>

INDICATIONS AND CLINICAL USE

FRAGMIN (Dalteparin Sodium Injection) is indicated for:

- Thromboprophylaxis in conjunction with surgery
- Treatment of acute deep venous thrombosis
- Unstable coronary artery disease (UCAD), i.e., unstable angina and non-Q-wave myocardial infarction
- Prevention of clotting in the extracorporeal system during hemodialysis and hemofiltration in connection with acute renal failure or chronic renal insufficiency
- Extended treatment of symptomatic venous thromboembolism to prevent recurrence of venous thromboembolism in patients with cancer
- Reduction of deep vein thrombosis (DVT) in hospitalized patients with severely restricted mobility during acute illness. Decreased mortality due to thromboembolic events and complications has not been demonstrated

CONTRAINDICATIONS

FRAGMIN should not be used in patients who have the following:

- Hypersensitivity to FRAGMIN or any of its constituents, including benzyl alcohol (when using the 25,000 IU multi-dose vial) (see **WARNINGS AND PRECAUTIONS, Special Populations, Pregnant Women**), or to other low molecular weight heparins (LMWHs) and/or heparin or pork products.
- History of confirmed or suspected immunologically-mediated heparin-induced thrombocytopenia (delayed-onset severe thrombocytopenia), and/or in patients in whom an *in vitro* platelet-aggregation test in the presence of FRAGMIN is positive
- Septic endocarditis (endocarditis lenta, acute or subacute endocarditis)
- Uncontrollable active bleeding
- Major blood clotting disorders
- Acute gastroduodenal ulcer
- Cerebral hemorrhage
- Severe uncontrolled hypertension
- Diabetic or hemorrhagic retinopathy
- Other conditions or diseases involving an increased risk of hemorrhage
- Injuries to and operations on the central nervous system, eyes, and ears
- Spinal/epidural anesthesia is contraindicated where concomitant treatment with repeated high doses of FRAGMIN (100-120 IU/kg given twice daily or 200 IU/kg once daily, such as those needed to treat acute deep-vein thrombosis and unstable coronary artery disease) are required, due to an increased risk of bleeding

WARNINGS AND PRECAUTIONS

Special Warnings and Precautions

The multi-dose vial of FRAGMIN (25,000 IU/mL) contains benzyl alcohol (14 mg/mL) as a preservative. Benzyl alcohol has been associated with a potentially fatal “Gaspings Syndrome” in neonates. Because benzyl alcohol may cross the placenta, FRAGMIN preserved with benzyl alcohol should not be used in pregnant women (see **Special Populations, Pregnant Women**).

General

FRAGMIN should NOT be administered intra-muscularly.

FRAGMIN CANNOT BE USED INTERCHANGEABLY (UNIT FOR UNIT) WITH UNFRACTIONATED HEPARIN (UFH) OR OTHER LMWHs AS THEY DIFFER IN THEIR MANUFACTURING PROCESS, MOLECULAR WEIGHT DISTRIBUTION, ANTI-Xa AND ANTI-IIa ACTIVITIES, UNITS AND DOSAGES. SPECIAL ATTENTION AND COMPLIANCE WITH INSTRUCTIONS FOR USE OF EACH SPECIFIC PRODUCT ARE REQUIRED DURING ANY CHANGE IN TREATMENT.

Cardiovascular

Use in Patients with Prosthetic Heart Valves: Cases of prosthetic valve thrombosis have been reported in these patients who have received LMWHs for thromboprophylaxis. Some of these patients were pregnant women in whom thrombosis led to maternal and/or fetal deaths. Pregnant women are at higher risk of thromboembolism (see **WARNINGS AND PRECAUTIONS, Special populations, Pregnant Women**).

Use in Unstable Coronary Artery Disease: When thrombolytic treatment is considered appropriate in patients with unstable angina and non-Q-wave myocardial infarction, concomitant use of an anticoagulant such as FRAGMIN may increase the risk of bleeding.

Gastrointestinal

FRAGMIN should be used with caution in patients with a history of gastrointestinal ulceration.

Hematologic

Hemorrhage: Bleeding may occur in conjunction with unfractionated heparin or LMWH use. As with other anticoagulants, FRAGMIN should be used with extreme caution in patients at increased risk of hemorrhage. Bleeding can occur at any site during therapy with FRAGMIN. An unexpected drop in hematocrit or blood pressure should lead to a search for a bleeding site (see **ADVERSE REACTIONS, Clinical Trial Adverse Drug Reactions, Bleeding, Post-Marketing Adverse Drug Reactions**).

Platelets/Thrombocytopenia: Platelet counts should be determined prior to the start of treatment with FRAGMIN and, subsequently, twice weekly for the duration of treatment. Thrombocytopenia of any degree should be monitored closely. Heparin-induced thrombocytopenia can occur with the administration of FRAGMIN. Its incidence is unknown at present.

Caution is recommended when administering FRAGMIN to patients with congenital or drug induced thrombocytopenia or platelet defects.

During FRAGMIN administration, special caution is necessary in rapidly developing thrombocytopenia and severe thrombocytopenia (<100 000/ μ L). A positive or unknown result obtained from *in vitro* tests for antiplatelet antibody in the presence of FRAGMIN or other LMWHs and/or heparins would contraindicate FRAGMIN.

Hepatic

FRAGMIN should be used with caution in patients with hepatic insufficiency, as these patients may have potentially higher risk of hemorrhage (see **ADVERSE REACTIONS, Clinical Trial Adverse Drug Reactions, Liver**).

Hyperkalemia

Heparin and LMWH can suppress adrenal secretion of aldosterone leading to hyperkalaemia, particularly in patients such as those with diabetes mellitus, chronic renal failure, pre-existing metabolic acidosis, raised plasma potassium or taking potassium sparing drugs. Plasma potassium should be measured in patients at risk.

Osteoporosis

Long term treatment with heparin has been associated with a risk of osteoporosis. Although this has not been observed with dalteparin the risk of osteoporosis cannot be excluded (see **TOXICOLOGY, Long-term Toxicity, Human Toxicology**).

Peri-Operative Considerations

Spinal/Epidural Hematomas:

When neuraxial anesthesia (epidural/spinal anesthesia) or spinal puncture is employed, patients anticoagulated or scheduled to be anticoagulated with LMWHs or heparinoids for prevention of thromboembolic complications are at risk of developing an epidural or spinal hematoma which can result in long-term or permanent paralysis.

The risk of these events is increased by the use of indwelling epidural catheters for administration of analgesia or by the concomitant use of drugs affecting hemostasis such as non-steroidal anti-inflammatory drugs (NSAIDs), platelet inhibitors, or other anticoagulants. The risk also appears to be increased by traumatic or repeated epidural or spinal puncture.

Patients should be frequently monitored for signs and symptoms of neurological impairment. If neurological compromise is noted, urgent treatment is necessary.

The physician should consider the potential benefit versus risk before neuraxial intervention in patients anticoagulated or to be anticoagulated for thromboprophylaxis (see **CONTRAINDICATIONS and ADVERSE REACTIONS**).

When a higher dose (5000 IU s.c.) of FRAGMIN is administered for thromboprophylaxis in conjunction with surgery, no spinal/epidural invasion should be performed for at least 12 hours following the last dose of FRAGMIN and the next dose should be held until at least 12 hours after the anaesthetic procedure. Alternatively, when a lower dose (2500 IU s.c.) of FRAGMIN is administered, the dose can be initiated 1 - 2 hours prior to surgery. FRAGMIN injection should be given after spinal/epidural anaesthesia and only if the anaesthesiologist considers the spinal/epidural puncture as uncomplicated. Indwelling catheters should not be removed or manipulated for at least 10 - 12 hours following the last dose of FRAGMIN.

In patients receiving higher therapeutic dalteparin doses (such as 100IU/kg -120 IU/kg every 12 hours or 200 IU/kg once daily), the interval for the insertion or removal of the epidural or spinal catheter should be a minimum of 24 hours. Extreme vigilance and frequent monitoring must be

exercised to detect any signs and symptoms of neurologic impairment such as back pain, sensory or motor deficits (numbness and weakness in lower limbs) and bowel or bladder dysfunction.

Use in Knee Surgery: The risk of bleeding in knee surgery patients receiving LMWHs may be greater than in other orthopedic surgical procedures. It should be noted that hemarthrosis is a serious complication of knee surgery. The frequency of bleeding events observed with FRAGMIN in orthopedic surgery patients is derived from clinical trials in hip replacement surgery patients. The physician should weigh the potential risks with the potential benefits to the patient in determining whether to administer a LMWH in this patient population.

Selection of General Surgery Patients: Risk factors associated with postoperative venous thromboembolism following general surgery include history of venous thromboembolism, varicose veins, obesity, heart failure, malignancy, previous long bone fracture of a lower limb, bed rest for more than 5 days prior to surgery, predicted duration of surgery of more than 30 minutes, and age 60 years or above.

Renal

FRAGMIN should be used with caution in patients with renal insufficiency, particularly in patients with severe renal insufficiency ($\text{CrCl} < 30 \text{ mL/min}$). These patients should be carefully monitored because the half-life for anti-Xa activity after administration of FRAGMIN may be prolonged in this patient population (see **ACTION AND CLINICAL PHARMACOLOGY**, and **DOSAGE AND ADMINISTRATION**, *Use in Patients with Renal Impairment*). Although anti-Xa monitoring is the most appropriate measure of the pharmacodynamics effects of FRAGMIN, it remains a poor predictor of haemorrhage risk, nonetheless monitoring of anti-factor Xa activity may be considered in patients with severe renal impairment ($\text{CrCl} < 30 \text{ mL/min}$). Dose reduction should be considered in patients with severe renal impairment.

Meanwhile, data from publications based on one study suggests that in critically ill patients with severe renal insufficiency, thromboprophylaxis with Fragmin at 5,000 IU once daily, does not appear to be associated with an excessive anticoagulant effect due to drug bioaccumulation and is unlikely to contribute to bleeding^{8, 13} (see **ACTION AND CLINICAL PHARMACOLOGY – Special Populations and Conditions, Renal Insufficiency**).

A post-hoc subgroup analysis of a randomized open-label controlled study (CLOT study) was performed on patients with cancer and renal impairment who received FRAGMIN for up to 6 months at a dose level of 200 IU/kg daily for Month 1 and 150 IU/kg daily for Month 2-6. The bleeding rates increased as renal function decreased. The bleeding rates were 11.8% (any bleeding) and 4.1% (major bleeding) for patients with normal renal function, and were 15.4% (any bleeding) and 7.7% (major bleeding) for patients with moderate renal impairment ($\text{CrCL} \geq 30$ and $< 60 \text{ ml/min}$). For patients with severe renal impairment ($\text{CrCL} < 30 \text{ ml/min}$), the bleeding rates were 55.6% (any bleeding) and 22.2% (major bleeding).

Special Populations

Pregnant Women:

The multi-dose vial of FRAGMIN (25,000 IU/mL) contains benzyl alcohol (14 mg/mL) as a preservative. Benzyl alcohol has been associated with serious adverse events, including a

potentially fatal “Gasping Syndrome” in neonates. Cases of Gasping Syndrome have been reported in neonates when benzyl alcohol has been administered in amounts of 99-404 mg/kg/day. Manifestations of the disease include: metabolic acidosis, respiratory distress, gasping respirations, central nervous system dysfunction, convulsions, intracranial hemorrhages, hypoactivity, hypotonia, cardiovascular collapse and death. Benzyl alcohol containing formulations must not be used in premature or newborn babies. Although normal therapeutic doses of this product ordinarily deliver amounts of benzyl alcohol that are substantially lower than those reported in association with the “gasping syndrome”, the minimum amount of benzyl alcohol at which toxicity may occur is not known. The risk of benzyl alcohol toxicity depends on the quantity administered and the liver and kidneys’ capacity to detoxify the chemical. Premature and low-birth weight infants may be more likely to develop toxicity. Benzyl alcohol may cause toxic reactions and anaphylactoid reactions in infants and children up to 3 years old. Other formulations without benzyl alcohol are available. Because benzyl alcohol may cross the placenta, FRAGMIN preserved with benzyl alcohol should not be used in pregnant women.

There are also postmarketing reports of prosthetic valve thrombosis in pregnant women with prosthetic heart valves while receiving LMWHs for thromboprophylaxis. These events led to maternal death or surgical interventions.

Pregnant women with prosthetic heart valves appear to be at exceedingly high risk of thromboembolism. An incidence of thromboembolism approaching 30% has been reported in these patients, in some cases even with apparent adequate anticoagulation at treatment doses of LMWHs or unfractionated heparin. Any attempt to anticoagulate such patients should normally only be undertaken by medical practitioners with documented expertise and experience in this clinical area.

Data from one single publication suggests that ante partum thromboprophylaxis is warranted in pregnant women with idiopathic thrombosis or symptomatic thrombophilia⁴ (see ACTION AND CLINICAL PHARMACOLOGY – Special Populations and Conditions, Pregnant Women)

Caution is recommended when treating patients with an increased risk of haemorrhage, such as perinatal women (see WARNING AND PRECAUTIONS, Hematologic).

Teratogenic Effects: Available data from published literature have not reported a clear association with dalteparin and adverse developmental outcomes.

A prospective study “Efficacy of Thromboprophylaxis as an Intervention during Gravidity” (EThIG) involved 810 pregnant women and investigated a pregnancy-specific scheme for risk stratification (low, high, very high risk of VTE) with daily doses of FRAGMIN between 50 and 150 IU/kg body weight (in single cases up to max. 200 IU/kg body weight). Out of 810 pregnant women, 26 had no pregnancy outcome data. Out of 784 pregnancies with known outcomes: the incidence of miscarriage was 4.9%, premature births 15.9%, physical malformations 2.5%, and small for gestational age 11.2%.

Pregnant women receiving anticoagulants, including FRAGMIN, are at increased risk for bleeding. Hemorrhage can occur at any site and may lead to death of mother and/or fetus.

Pregnant women receiving FRAGMIN should be carefully monitored. Pregnant women and women of child-bearing potential should be informed of the potential hazard to the fetus and the mother if FRAGMIN is administered during pregnancy.

Nursing Women:

It is not known whether FRAGMIN is excreted in human milk. Because many drugs are excreted in human milk, caution should be exercised when FRAGMIN is administered to nursing women.

Fertility:

Four animal studies were conducted with Heparin fragment Kabi 2165 (dalteparin sodium) in rats and rabbits³². No effects on fertility, copulation or peri- and postnatal development were noted in these studies.

Pediatrics:

The safety and effectiveness of FRAGMIN in children have not been established. There are currently available data but no recommendation on a posology can be made (see ACTION AND CLINICAL PHARMACOLOGY, Pediatric population).

Geriatrics:

Elderly patients receiving LMWHs are at increased risk of bleeding. Careful attention to dosing intervals and concomitant medications, especially anti-platelet preparations, is advised. Close monitoring of elderly patients with low body weight (e.g., <45 kg) and those predisposed to decreased renal function is recommended.

Patients with Extreme Body Weight:

Safety and efficacy of LMWHs in high weight (e.g., >120 kg) and low weight (e.g., <46 kg) patients have not been fully determined. Individualized clinical and laboratory monitoring are recommended in these patients.

However, data from **one single publication** suggests that in the thrombosis treatment setting, a weight-adjusted dose **beyond the recommended maximum dose of 18000 International Units/day (the largest patient weighed 190 kg and received a daily dose of 38000 IU)** results in mean peak anti-Xa levels that are within the therapeutically acceptable range³¹ (see ACTION AND CLINICAL PHARMACOLOGY – **Special Populations and Conditions, Overweight population**)

Monitoring and Laboratory Tests

Monitoring FRAGMIN Activity: Determination of anti-factor Xa levels in plasma is the only method available for monitoring FRAGMIN activity. Routine clotting assays are unsuitable for monitoring its anticoagulant activity. Only at very high plasma FRAGMIN levels is activated

partial thromboplastin time (APTT) prolongation observed. Prolongation of APTT during hemodialysis and treatment of acute deep venous thrombosis should only be used as a criterion of overdose. Dose increases aimed at prolonging APTT could cause overdosing and bleeding.

Measurement of peak anti-Xa levels at about 4 hours post-dose should be considered for certain special patient populations at higher risk of bleeding and receiving FRAGMIN, such as the elderly, patients with renal impairment or the extremes of body weight, during pregnancy, or for children. At treatment doses of 100 IU/kg s.c. twice daily, peak anti-Xa levels should generally be maintained at no more than 1.0 IU/mL in these patients.

There is limited safety and efficacy data on the use of FRAGMIN in pediatric patients. If FRAGMIN is used in pediatric patients, anti-Xa levels should be monitored. In the case of low and changing physiologic renal function such as in neonates, close monitoring of anti-Xa levels is warranted.

When FRAGMIN is administered subcutaneously, the individual patient's anti-Xa activity level will not remain within the range that would be expected with unfractionated heparin by continuous i.v. infusion throughout the entire dosing interval. FRAGMIN should be administered as directed (see **DOSAGE AND ADMINISTRATION**).

Dosage	Anti-Xa levels (IU/mL) at peak 3 - 4 hours post s.c. injections* Mean ± SD
2500 IU	0.20 ± 0.08
5000 IU	0.49 ± 0.13
100 IU/kg	0.61 ± 0.17
120 IU/kg	0.91 ± 0.32
200 IU/kg	1.2 ± 0.43

* For 2500 IU and 5000 IU (given as single doses), peak levels were obtained from populations of healthy volunteers; for multiple doses of 100 IU/kg twice daily, 120 IU/kg twice daily and 200 IU/kg once daily, peak levels were obtained from patient populations treated for acute DVT.

At higher doses, increases in APTT may occur. With normal prophylactic doses, FRAGMIN does not modify global clotting tests of APTT, prothrombin time (PT) and thrombin clotting time (TT). Therefore, treatment cannot be monitored with these tests.

Liver Function Tests: Since FRAGMIN use may be associated with a rise in hepatic transaminases, this observation should be considered when liver function tests are assessed (see **ADVERSE REACTIONS**, **Clinical Trial Adverse Drug Reactions**, Liver).

As with all antithrombotic agents, there is a risk of systemic bleeding with dalteparin sodium administration. Care should be taken with dalteparin sodium use in newly operated patients. After treatment is initiated patients should be carefully monitored for bleeding complications. This may be done by regular physical examination of the patients, close observation of the surgical drain, periodic measurements of hemoglobin, and anti-Xa determinations.

ADVERSE REACTIONS

Adverse Drug Reaction Overview

Clinically significant adverse reactions observed with use of FRAGMIN and other LMWHs include bleeding events and local reactions, with a low incidence of thrombocytopenia and allergic reactions.

Clinical Trial Adverse Drug Reactions

Bleeding

As with any antithrombotic treatment, hemorrhagic manifestations can occur. Injection site hematomas are a common side effect with FRAGMIN (dalteparin sodium), occurring at a frequency of less than 5% with lower (prophylaxis) doses and less than 10% with higher (treatment) doses.

The incidence of major hemorrhagic complications during FRAGMIN treatment has been low and generally did not differ from that observed with unfractionated heparin. Patients taking FRAGMIN are at risk for major bleeding complications when plasma anti-Xa levels approach 2.0 IU/mL. Other risk factors associated with bleeding on therapy with heparins include serious concurrent illness, chronic heavy consumption of alcohol, use of platelet inhibiting drugs, renal failure, age and, possibly, female gender. Petechiae or easy bruising may precede frank hemorrhage. Bleeding may range from minor local hematomas to major hemorrhage. The early signs of bleeding may include epistaxis, hematuria, or melena. Bleeding may occur at any site and be difficult to detect, for example, retroperitoneal bleeding. Bleeding may also occur at surgical sites. Major hemorrhage, including retroperitoneal or intracranial bleeding, has been reported in association with FRAGMIN use, in some cases leading to fatality. Spinal or epidural hematomas have been reported with the concurrent use of FRAGMIN and spinal/epidural anaesthesia.

Thromboprophylaxis in Conjunction with Surgery

The following table summarizes major bleeding events that occurred in pivotal trials of FRAGMIN for thromboprophylaxis in general surgery associated with thromboembolic complications.

Table 1: Bleeding Events for Thromboprophylaxis in General Surgery Associated with Thromboembolic Complications

	FRAGMIN¹ N=385 n (%)	Heparin² N=265 n (%)	Placebo N=108 n (%)
Major bleeding	11 (2.9)	3 (1.1)	4 (3.7)
Wound or Perioperative Bleed	10 (2.6)	2 (0.8)	4 (3.7)
Wound hematoma	1 (0.3)	1 (0.4)	0 (0.0)

Treatment for at least 5-7 days

¹ 2500 IU s.c. 2 hours before surgery, then 2500 IU daily

² Heparin 5000 IU s.c. 2 hours before surgery, then 12 hours later and once daily thereafter

The following table summarizes major bleeding events that occurred in pivotal trials of FRAGMIN for thromboprophylaxis in general surgery associated with other risk factors (e.g., malignancy) and trials of elective hip surgery.

Table 2: Bleeding Events for Thromboprophylaxis in General Surgery Associated with Other Risk Factors and Elective Hip Surgery

	General Surgery Associated with Other Risk Factors*		Elective Hip Surgery				
			FRAGMIN vs Warfarin sodium**			FRAGMIN vs Heparin*	
	FRAGMIN¹ N=543 n (%)	Heparin² N=533 n (%)	FRAGMIN³ started before surgery N=496 n (%)	FRAGMIN⁴ started after surgery N=487 n (%)	Warfarin sodium⁵ N=489 n (%)	FRAGMIN¹ N=69 n (%)	Heparin² N=97 n (%)
Major bleeding	11 (2.0)	10 (1.9)	18 (3.6)	12 (2.5)	15 (3.1)	0 (0.0)	3 (4.3)

*Treatment for at least 5-10 days

** Treatment for 6 ± 2 days

¹5000 IU s.c. once daily after surgery with the initial dose given 8 hours before surgery; or 2500 IU 2 hours before surgery and 2500 IU 12 hours later, then 5000 IU once daily

² Heparin 5000 IU s.c. 2 hours before surgery, 5000 IU s.c. evening of surgery, then 5000 IU s.c. twice daily; or 5000 IU s.c. three times daily

³ 2500 IU s.c. 2 hours before surgery, 2500 IU s.c. at least 4 hours after surgery, then 5000 IU s.c. once daily

⁴ 2500 IU s.c. at least 4 hours after surgery, then 5000 IU s.c. once daily

⁵ Warfarin sodium 10 mg evening of day of surgery, then dose adjustment to maintain an INR from 2.0 to 3.0

In a third hip replacement surgery clinical trial in which patients were randomized to FRAGMIN 2500 IU administered 2 hours before surgery, followed by 2500 IU at least 6 hours later and maintained on 5000 IU daily or warfarin 5-7.5 mg beginning the night before surgery, the incidence of major bleeding events was 2.6% (7/274) for patients treated with FRAGMIN and 0.4% (1/279) for patients treated with warfarin.

Treatment of Acute Deep Vein Thrombosis

In 3 pivotal studies of patients with deep vein thrombosis treated with FRAGMIN 100-120 IU/kg s.c. twice daily or 120-240 IU/kg continuous infusion over 12 hours vs. heparin 240 U/kg continuous infusion over 12 hours, 2/103 (1.9%) and 1/119 (0.8%) of patients treated with FRAGMIN and heparin, respectively, experienced major bleeding. The corresponding

percentages from pivotal studies of patients treated with FRAGMIN 200 IU/kg given s.c. once daily vs. heparin given in a dose of 20,000-40,000 U/24 hour i.v. infusion were 4/328 (1.2%) and 5/353 (1.4%), respectively.

Unstable Angina and Non-Q-Wave Myocardial Infarction

The following table summarizes major bleeding events that occurred with FRAGMIN, heparin, and placebo in clinical trials of unstable angina and non-Q-wave myocardial infarction.

Table 3: Major Bleeding Events in Unstable Angina and Non-Q-Wave Myocardial Infarction

	FRAGMIN 120 IU/kg/12 hr. s.c. ¹ N=1497 n (%)	Heparin i.v. and s.c. ² N=731 n (%)	Placebo q 12 hr. s.c. N=760 n (%)
Major Bleeding Events ^{3,4}	15 (1.0%)	7 (1.0%)	4 (0.5%)

¹Treatment was administered for 5 to 8 days

²Heparin i.v. infusion for at least 48 hours, APPT 1.5 to 2 times control, then 12,500 U s.c. every 12 hours for 5 to 8 days

³Aspirin (75 to 165 mg per day) and beta blocker therapies were administered concurrently

⁴Bleeding events were considered major if: 1) accompanied by a decrease in hemoglobin of ≥ 2 g/dL in connection with clinical symptoms; 2) a transfusion was required; 3) bleeding led to interruption of treatment or death; or 4) intracranial bleeding

Extended Treatment of Symptomatic Venous Thromboembolism (VTE) to Prevent Recurrence of VTE in Patients with Cancer

The following table summarizes major bleeding events that occurred in the pivotal trial of FRAGMIN in patients with cancer treated for symptomatic VTE to prevent recurrence of VTE.

Table 4: Bleeding Events for Extended Treatment of Symptomatic VTE to Prevent Recurrence of VTE in Patients with Cancer

	FRAGMIN¹ N=338 n (%)	Oral Anticoagulant² N=335 n (%)	p-value*
Major bleeding	19 (5.6)	12 (3.6)	0.270

¹FRAGMIN 200 IU/kg s.c. administered once daily for the first month, then approximately 150 IU/kg s.c. for months 2-6

²FRAGMIN 200 IU/kg s.c. for ≥ 5 days plus oral anticoagulant for 6 months dose adjusted to an INR of 2.0-3.0

*Fisher's Exact Test

Deep Vein Thrombosis in Hospitalized Patients with Severely Restricted Mobility

The following table summarizes the adverse events from the clinical trial of hospitalized patients with severely restricted mobility during acute illness.

Table 5: Adverse Events in Hospitalized Patients with Restricted Mobility

	Dalteparin, N=1848 n (%)	Placebo, N=1833 n (%)
Mortality		
Day 14	8 (0.43)	7 (0.38)
Day 21	43 (2.35)	42 (2.32)
Day 90	107 (6.12)	103 (6.01)
Hemorrhage ¹		
Fatal, day 21	2 (0.11)	1 (0.05)
Major, day 14	8 (0.43)	0 (0.00)
Major, day 21	9 (0.49)	3 (0.16)
Minor, day 14	16 (0.87)	5 (0.27)
Minor, day 21	19 (1.03)	10 (0.55)
Thrombocytopenia		
Day 14	10 (0.54)	6 (0.33)
Day 21	10 (0.54)	8 (0.44)

¹A bleeding event was considered major if: 1) was accompanied by a decrease in hemoglobin of ≥ 2 g/dL in connection with clinical symptoms; 2) intraocular, spinal/epidural, intracranial, or retroperitoneal bleeding; 3) required transfusion of ≥ 2 units of blood products; 4) required significant medical or surgical intervention; or 5) led to death.

Three of the major bleeding events that occurred by Day 21 were fatal, all due to gastrointestinal hemorrhage (2 patients in the group treated with FRAGMIN and 1 in the group receiving placebo). Two deaths occurred after Day 21: 1 patient in the placebo group died from a subarachnoid hemorrhage that started on Day 55, and 1 patient died on day 71 (2 months after receiving the last dose of FRAGMIN) from a subdural hematoma.

Table 6: Other Adverse Drug Reactions

MedDRA System Organ Class	Adverse Drug Reactions	Frequency
Blood and lymphatic system disorders	Mild, reversible non-immunological thrombocytopenia	common
	angioedema	rare
Hepato-biliary disorders	Transient elevation of liver transaminases (ASAT, ALAT)*	common
Immune system disorders	anaphylactoid reactions**	rare
Skin and subcutaneous tissue disorders	Skin rash, allergic reactions and skin necrosis	rare
General disorders and administration site conditions	Pain at injection site	Common
Injury, poisoning and procedural complications		

*has not been correlated to any long-term effect on liver function

** FRAGMIN therapy should be discontinued in patients showing local or systemic allergic responses.

Anticoagulation for Hemodialysis and Hemofiltration

Chronic renal failure, patients with no other known bleeding risk:

In a study investigating a modified FRAGMIN dosing regimen that permitted dose adjustment, involving 152 patients undergoing 3 or 4 hemodialysis (HD) sessions per week, with each session planned for 4 hours or less, for maximum study duration of 20 HD sessions, no patients experienced major bleeding and no deaths were reported. All patients started with a 5000 IU bolus but dose adjustments of 500 IU or 1000 IU were permitted, session-to-session, as indicated, based upon the occurrence of clotting or bleeding events. For 1 (0.7%) patient, a clinically relevant non-major bleed was reported, and for 38 (25%) patients, minor bleeds were reported.

A total of 218 all-cause AEs were reported in the study, with 95 (62.5%) of 152 patients reporting at least 1 AE. The most often reported treatment-related AE was arteriovenous fistula site haemorrhage, reported in 15 (9.9%) patients. Post procedural haemorrhage was reported in 6 (3.9%) patients. Contusion was reported in 5 (3.3%) patients. These AEs were considered by the Investigator to be related to study drug.

Skeletal Effects

Use of LMWHs over extended periods has been reported to be associated with development of osteopenia.

Post-Marketing Adverse Reactions

In post-marketing experience, the following undesirable effects have been reported:

Table 7: Post-Marketing Experience Adverse Drug Reactions

MedDRA System Organ Class	Adverse Drug Reactions	Frequency
Blood and lymphatic system disorders	Severe immunologically-mediated heparin-induced thrombocytopenia (type II, with or without associated thrombotic complications), see WARNINGS AND PRECAUTIONS, <u>Hematologic, Platelets/Thrombocytopenia,</u>	rare
	thrombocytopenia	unknown
	thrombocytopenia	unknown
Immune system disorders	anaphylactic reactions	rare
Skin and subcutaneous tissue disorders	skin necrosis	very rare
	alopecia	common
	rash	unknown

General disorders and administration site conditions	retroperitoneal hemorrhage* gastrointestinal hemorrhage* intracranial hemorrhage* hemorrhage (bleeding at any site)	very rare unknown unknown
Injury, poisoning and procedural complications	spinal or epidural hematoma	unknown

* occasionally leading to fatality

Pediatric population: The most common adverse events reported in patients who were <18 years of age were thrombocytopenia, haemorrhage, error in drug administration, thrombosis, and alopecia. The safety of long term dalteparin administration has not been established.

DRUG INTERACTIONS

Drug-Drug Interactions

FRAGMIN should be used with caution in patients receiving oral anticoagulants, platelet inhibitors, non-steroidal anti-inflammatories, thrombolytic agents and dextran because of increased risk of bleeding. Acetylsalicylic acid (ASA), unless contraindicated, is recommended in patients treated for unstable angina or non-Q-wave myocardial infarctions (see **DOSAGE AND ADMINISTRATION, ADVERSE REACTIONS**).

Because NSAIDs and ASA analgesic/anti-inflammatory doses reduce production of vasodilatory prostaglandins, and thereby renal blood flow and renal excretion, particular care should be taken when administering dalteparin concomitantly with NSAIDs or high dose ASA in patients with renal failure.

Drug-Food Interactions

Interactions with food have not been established.

Drug-Herb Interactions

Interactions with herbs have not been established.

Drug-Lab tests Interactions

Interactions with lab tests have not been established

Drug-Lifestyle Interactions

Interactions with lifestyle have not been established.

DOSAGE AND ADMINISTRATION

FRAGMIN may be given by subcutaneous (s.c.) injection or by intermittent or continuous intravenous (i.v.) infusion, depending upon the circumstances. **FRAGMIN must NOT be administered intramuscularly (see WARNINGS AND PRECAUTIONS).** Clinical trials conducted in support of clinical uses outlined below generally used subcutaneous dosing.

Dosing

Use in Patients with Renal Impairment

Renal impaired patients, particularly those with severe renal impairment (CrCl <30 mL/min), treated with FRAGMIN should be monitored carefully.

Administration of LMWHs to patients with renal impairment has been shown to result in prolongation of anti-Xa activity, especially in those with severe renal impairment (creatinine clearance <30 mL/min), which may lead to an increased risk of bleeding. This effect has not yet been determined for FRAGMIN. Consideration of dosage adjustment in patients with severe renal impairment should be undertaken (see **ACTION AND CLINICAL PHARMACOLOGY**). Literature data suggest that in critically ill patients with severe renal insufficiency, thromboprophylaxis with Fragmin at 5,000 IU once daily, does not appear to be associated with an excessive anticoagulant effect due to drug bioaccumulation and is unlikely to contribute to bleeding^{8, 13} (see **ACTION AND CLINICAL PHARMACOLOGY – Special Populations and Conditions, Renal Insufficiency**).

Thromboprophylaxis in Conjunction with Surgery

The dose of FRAGMIN required for adequate prophylaxis without substantially increasing bleeding risk varies depending on patient risk factors.

General surgery with associated risk of thromboembolic complications: 2500 IU s.c. administered 1-2 hours before the operation, and thereafter 2500 IU s.c. each morning until the patient is mobilized, in general 5-7 days or longer.

General surgery associated with other risk factors (see **WARNINGS AND PRECAUTIONS, Peri-Operative Considerations, Selection of General Surgery Patients**): 5000 IU s.c. is given the evening before the operation and then 5000 IU s.c. the following evenings. Treatment is continued until the patient is mobilized, in general for 5-7 days or longer.

As an alternative, 2500 IU s.c. is given 1-2 hours before the operation, with 2500 IU s.c. given again no sooner than 4 hours after surgery, but at least 8 hours after the previous dose, provided primary hemostasis is obtained. Starting on the day after surgery, 5000 IU s.c. is given each morning, in general for 5-7 days or longer.

Elective hip surgery: 5000 IU s.c. is given the evening before the operation and then 5000 IU s.c. the following evenings. Treatment is continued until the patient is mobilized, in general for 5-7 days or longer.

As an alternative 2500 IU s.c. is given 1-2 hours before the operation and 2500 IU s.c. 4-8 hours after surgery, provided primary hemostasis is obtained. Starting on the day after surgery, 5000 IU s.c. is given each morning, in general for 5-7 days or longer.

The pre-operative dose may be omitted and an initial dose of 2500 IU s.c. administered 4-8 hours after the operation, provided primary hemostasis is obtained. Starting on the day after surgery, 5000 IU s.c. is given each morning, in general for 5-7 days or longer. Omission of the pre-operative dose may reduce risk of peri-operative bleeding, however increased risk of venous thromboembolic events is possible. This option is based on the results of the North American Fragmin Trial (NAFT), which excluded patients at high risk of bleeding, i.e., documented cerebral or gastrointestinal bleeding within 3 months prior to surgery, defective hemostasis, e.g., thrombocytopenia ($<100 \times 10^9/L$), ongoing anticoagulant treatment.

Treatment of Acute Deep Vein Thrombosis

The following dosage is recommended: 200 IU/kg body weight given s.c. once daily. The expected plasma anti-Xa levels during subcutaneous treatment would be <0.3 IU anti-Xa/mL before injection and <1.7 IU anti-Xa/mL 3 - 4 hours after injection. In order to individualize the dose, a functional anti-Xa assay should be performed 3 - 4 hours post-injection. The single daily dose should not exceed 18 000 IU. The following weight ranges are recommended to be adapted to the single-dose prefilled syringes as in the table below.

Table 8: Recommended Dosage for Treatment of Acute Deep Vein Thrombosis

Weight (kg)	Dosage (IU)
46-56	10 000
57-68	12 500
69-82	15 000
83 and above*	18 000

For patients with increased risk of bleeding, a dose of 100 IU/kg body weight given s.c. twice daily or 100 IU/kg body weight administered over a period of 12 hours as continuous i.v. infusion, can be used. The expected plasma anti-Xa levels during subcutaneous treatment would be >0.1 IU anti-Xa/mL before injection and <1.0 IU anti-Xa/mL 3 - 4 hours after injection.

Normally concomitant treatment with vitamin-K antagonists is started immediately. Treatment with FRAGMIN should be continued until the levels of the prothrombin complex factors (FII, FVII, FIX, FX) have decreased to a therapeutic level, in general for approximately 5 days.

*For patient weighing 83 kg and above, data from **one single publication** suggests that in the thrombosis treatment setting, a weight-adjusted dose **beyond the recommended maximum dose of 18000 International Units/day (the largest patient weighed 190 kg and received a daily dose of 38000 IU)** results in mean peak anti-Xa levels that are within the therapeutically

acceptable range³¹ (see **ACTION AND CLINICAL PHARMACOLOGY – Special Populations and Conditions, Overweight population**)

Extended Treatment of Symptomatic Venous Thromboembolism (VTE) to Prevent Recurrence of VTE in Patients with Cancer

Month 1: 200 IU/kg body weight given s.c. once daily for the first 30 days of treatment, which can either be administered based on actual body weight, or approximated based on weight ranges as shown in the table below:-

Table 9:
Month 1 - Recommended Dosage for Extended Treatment and Preventative Recurrence of Symptomatic VTE in Cancer Patients

Weight (kg)	Dosage (IU)
46-56	10 000
57-68	12 500
69-82	15 000
83 and above*	18 000

The total daily dose should not exceed 18,000 IU daily.

* For patient weighing 83 kg and above, data from **one single publication** suggests that in the thrombosis treatment setting, a weight-adjusted dose **beyond the recommended maximum dose of 18,000 International Units/day (the largest patient weighed 190 kg and received a daily dose of 38,000 IU)** results in mean peak anti-Xa levels that are within the therapeutically acceptable range³¹ (see **ACTION AND CLINICAL PHARMACOLOGY – Special Populations and Conditions, Overweight population**).

Months 2-6: Approximately 150 IU/kg given s.c. once daily using the table shown below.

Table 10:
Months 2 to 6 - Recommended Dosage for Extended Treatment and Preventative Recurrence of Symptomatic VTE in Cancer Patients

Weight (kg)	Dosage (IU)
≤56	7 500
57-68	10 000
69-82	12 500
83-98	15 000
≥99	18 000

Dose reductions for chemotherapy-induced thrombocytopenia

In the case of chemotherapy-induced thrombocytopenia with platelet counts $<50,000/\text{mm}^3$, FRAGMIN should be interrupted until the platelet count recovers above $50,000/\text{mm}^3$. For platelet counts between $50,000$ and $100,000/\text{mm}^3$, FRAGMIN should be reduced by 17% to 33% of the last dose (allowing for dosage adjustment using the prefilled syringes), depending on the patient's weight (table below). Once the platelet count recovers to $\geq 100,000/\text{mm}^3$, FRAGMIN should be re-instituted at full dose.

**Table 11:
Weight Based Dose Adjustment for Treatment of Chemotherapy-induced
Thrombocytopenia**

Month 1:

Weight (kg)	Scheduled Dosage (IU)	Reduced Dose (IU)	Mean Dose Reduction (%)
46-56	10 000	7 500	25
57-68	12 500	10 000	20
69-82	15 000	12 500	17
83 and above	18 000	15 000	17

Month 2 – 6:

Weight (kg)	Scheduled Dose (IU)	Reduced Dose (IU)	Mean Dose Reduction (%)
≤ 56	7 500	5 000	33
57-68	10 000	7 500	25
69-82	12 500	10 000	20
83-98	15 000	12 500	17
≥ 99	18 000	15 000	17

Unstable Coronary Artery Disease (Unstable Angina and Non-Q-Wave Myocardial Infarction)

120 IU/kg body weight given s.c. twice daily with a maximum dose of 10 000 IU/12 hours. The expected plasma anti-Xa levels during subcutaneous treatment would be >0.1 IU anti-Xa/mL before injection and <1.6 IU anti-Xa/mL 3 - 4 hours after injection. These levels were obtained from another patient population. Treatment should be continued for up to 6 days. Concomitant therapy with ASA is recommended.

Deep Vein Thrombosis in Hospitalized Patients with Severely Restricted Mobility

In hospitalized patients with severely restricted mobility during acute illness, the recommended dose of FRAGMIN is 5000 IU administered by s.c. injection once daily. In clinical trials, the usual duration of administration was 12 to 14 days.

Anticoagulation for Hemodialysis and Hemofiltration

Chronic renal failure, patients with no other known bleeding risk:

Optimisation of FRAGMIN dose may be required for each individual patient as different types of dialysis circuits and membranes and inter-patient variability lead to different clotting stimuli.

Hemodialysis and hemofiltration for a maximum of 4 hours: a single bolus injection of 5000 IU can be administered, either intravenously or into the arterial side of the dialyser, at the start of the procedure. Alternatively, the dose can be given as an intravenous bolus injection of 30 - 40 IU/kg body weight followed by intravenous infusion of 10 - 15 IU/kg body weight per hour. Either regimen normally produces plasma levels lying within the range of 0.5-1.0 IU anti-Xa/mL.

The 5000 IU starting dose for the single bolus dosing regimen can be adjusted, session-to-session, based on the outcome of the previous dialysis; the dose may be increased or decreased in steps of 500 or 1000 anti-Xa IU until a satisfactory outcome is obtained.

The following available prefilled syringes may be used for appropriate dosing and administration:

2 500 IU (anti-factor Xa)/0.2 mL
3 500 IU (anti-factor Xa)/0.28 mL
5 000 IU (anti-factor Xa)/0.2 mL
7 500 IU (anti-factor Xa)/0.3 mL
10 000 IU (anti-factor Xa)/0.4 mL
12 500 IU (anti-factor Xa)/0.5 mL

Hemodialysis and hemofiltration for more than 4 hours: intravenous bolus injection of 30 - 40 IU/kg body weight followed by intravenous infusion of 10 - 15 IU/kg body weight per hour. This dose normally produces plasma levels lying within the range of 0.5 - 1.0 IU anti-Xa/mL.

Acute renal failure, patients with high bleeding risk:

Intravenous bolus injection of 5 - 10 IU/kg body weight, followed by intravenous infusion of 4 - 5 IU/kg body weight per hour. Plasma level should lie within the range of 0.2 - 0.4 IU anti-Xa/mL.

Dilution

FRAGMIN solution for injection may be mixed with isotonic sodium chloride or isotonic glucose infusion solutions in glass infusion bottles and plastic containers. *Post-dilution concentration:* 20 IU/mL.

As with all parenteral drug products, intravenous admixtures should be inspected visually for clarity, particulate matter, precipitation, discolouration and leakage prior to administration, whenever solution and container permit.

1 mL 10 000 IU

Isotonic NaCl Infusion

(9 mg/mL)

500 mL

or

Isotonic Glucose Infusion

(50 mg/mL)

500 mL

The infusion rate is 10 mL/hour. The solution should be used within 24 hours.

OVERDOSAGE

Accidental overdosage following administration of FRAGMIN may lead to hemorrhagic complications. FRAGMIN should be immediately discontinued, at least temporarily, in cases of significant excess dosage. In more serious cases, protamine should be administered.

The anticoagulant effect of FRAGMIN is inhibited by protamine. This effect may be largely neutralized by slow intravenous injection of protamine sulphate. The dose of protamine to be given should be 1 mg protamine per 100 anti-Xa IU of FRAGMIN administered. A second infusion of 0.5 mg protamine per 100 anti-Xa IU of FRAGMIN may be administered if the APTT measured 2 to 4 hours after the first infusion remains prolonged. However, even with higher doses of protamine, the APTT may remain prolonged to a greater extent than usually seen with unfractionated heparin. Anti-Xa activity is never completely neutralized (maximum about 60%).

Particular care should be taken to avoid overdosage with protamine sulphate. Administration of protamine sulphate can cause severe hypotensive and anaphylactoid reactions. Because fatal reactions, often resembling anaphylaxis, have been reported with protamine sulphate, it should be given only when resuscitation equipment and treatment of anaphylactic shock are readily available. Refer to the protamine sulphate Product Monograph for further directions for use.

For management of a suspected drug overdose, contact your regional Poison Control Centre.

ACTION AND CLINICAL PHARMACOLOGY

Mechanism of Action

FRAGMIN is a LMWH with antithrombotic properties.

Dalteparin sodium is produced through controlled nitrous acid depolymerization of sodium heparin from porcine intestinal mucosa. It is composed of strongly acidic sulphated polysaccharide chains with a weight average molecular weight of 6000 Daltons and about 90% of the material within the range 2000-9000. Dalteparin sodium is composed of molecules with and without a specially characterized pentasaccharide, the antithrombin binding site that is essential for high affinity binding to the plasma protein antithrombin (AT III).

Pharmacodynamics

FRAGMIN acts by potentiating the activity of antithrombin III, inhibiting formation of both Factor Xa and thrombin. However, it preferentially potentiates inhibition of Factor Xa, resulting in only slight increases of clotting time, i.e., activated partial thromboplastin time (APTT).

Effects of unfractionated heparin are monitored by assessing APTT and anti-factor Xa (anti-Xa) activity. For FRAGMIN, however, only high doses lead to noticeable increases in the APTT; therefore, measurement of APTT can be used only as an indicator of overdose. In the case of FRAGMIN, anti-Xa activity of plasma is used both as an estimate of clotting activity, and as a basis to determine dosage. FRAGMIN potency is described in international anti-Xa units (IU).

The specific activity of FRAGMIN on factor Xa (by measurement of anti-factor Xa IU/mg) is 130, and its specific activity on factor IIa (by measurement of anti-factor IIa IU/mg) is 58. The ratio of anti-Xa/anti-IIa activity for FRAGMIN is 2.2 (for unfractionated heparin the anti-Xa/anti-IIa is equal to 1).

Dalteparin sodium has a smaller effect on platelet function and platelet adhesion than heparin, and thus has only a small effect on primary hemostasis. Heparin treatment depletes the pool of platelet factor 4, while dalteparin sodium has much less of an effect.

Pharmacokinetics

Absorption: The half-life of FRAGMIN has been shown to be 2 hours after intravenous injection and 3-4 hours after subcutaneous injection. The bioavailability after subcutaneous injection is approximately 90% and the pharmacokinetics are not dose-dependent. The plasma concentration of FRAGMIN following subcutaneous administration correlates directly with the administered dose and anti-Xa activity in plasma, as measured by the area under the activity curve. For the twice daily dosing regimen (100 IU/kg/12 hours) of FRAGMIN, the steady state level is attained after 2-4 s.c. injections (24-48 hours).

Distribution: The volume of distribution was found to be approximately 3 litres.

Animal studies using radioactively labelled drug have shown that the distribution of FRAGMIN is similar, whether the dose is administered intravenously or subcutaneously (i.v. or s.c.).

Excretion: After 4 hours about 20% is seen in the urine, with most of the remainder found in the liver, GI tract and kidney. After 72 hours, 70% of a radioactive FRAGMIN dose has been excreted. Less FRAGMIN is found in the liver than standard heparin; the kidneys are the major site of FRAGMIN excretion (approximately 70% based on animal studies). Dalteparin sodium, in contrast to heparin, is not cleared by a saturable mechanism; low doses are expressed in plasma and increasing the dose does not modify its clearance.

Special Populations and Conditions

Renal Insufficiency: In a study of 8 patients with chronic renal failure undergoing hemodialysis administered FRAGMIN 5000 IU intravenously, a half-life of about 5.7 hours was observed, compared to that of about 2 hours as previously reported in healthy volunteers receiving FRAGMIN intravenously (see **WARNINGS AND PRECAUTIONS**, Renal, and **DOSAGE AND ADMINISTRATION**, Use in Patients with Renal Impairment).

In a multicenter, open-label, prospective cohort study (DIRECT study) of critically ill patients with severe acute or chronic renal insufficiency or dialysis (mean creatinine clearance of 18.9 ml/min), 138 evaluable patients received at least one dose of subcutaneous dalteparin 5,000 IU once daily as thromboprophylaxis. The median duration of dalteparin administration was 7 days. Trough anti-Xa levels were measured twice weekly, 20 hours after the prior dalteparin dose, to assess for dalteparin bioaccumulation (defined as anti-Xa levels > 0.40 IU/mL). No patient (0%; 95% CI: 0, 3.0) had bioaccumulation, during the study. The median (inter-quartile range [IQR]) trough anti-Xa level was <0.10 IU/mL (<0.10, <0.10). Serial anti-Xa levels were measured at approximately 3, 10, and 17 days after the start of dalteparin; Peak levels were between 0.29 IU/mL and 0.34 IU/mL and trough levels were below the lower limit of detection (<0.06 IU/mL) irrespective of the duration of treatment. These peak anti-Xa levels achieved with prophylactic dose dalteparin were consistent with peak prophylactic levels of anticoagulation of 0.20–0.40 IU/ml observed in other hospitalized medical and surgical patients.^{8, 13}

Pregnant Women: In a prospective trial, the EThIG study, 810 pregnant women were assigned to one of three management strategies according to pre-defined risk factors related to history of VTE and thrombophilic profile. Low-risk women (group I), received 50–100 IU dalteparin/ kg body weight/ day for 14 days postpartum, or earlier when additional risk factors occurred. Women at high (group II) or very high risk (group III) received dalteparin from enrolment until six weeks postpartum (50–100 IU and 100–200 IU/ kg/ day, respectively). Risk-stratified heparin prophylaxis was associated with a low incidence of symptomatic VTE and few clinically important adverse events. Symptomatic VTE occurred in five women (0.6 %; 95% CI 0.2, 1.5%). There were no events in group I; three women in group II suffered an event (2 antepartum, 1 postpartum) and two in group III (both postpartum). Bleeding was classified as serious in 24 episodes (3.0% 95% CI: 1.9, 4.4 %) in 22 women (2.7% 95% CI: 1.8, 4.2 %), and no cases of fatal bleeding occurred. Thrombocytopenia occurred in 18 women (2.2%; 95% CI: 1.4, 3.6%), with no cases with clinical or laboratory features of heparin-induced thrombocytopenia (HIT).⁴

Pediatric population: There is limited safety and efficacy information on the use of dalteparin in pediatric patients. If dalteparin is used in these patients, anti-Xa levels should be monitored. (see **WARNINGS AND PRECAUTIONS, Monitoring and Laboratory Tests**).

A large prospective study investigated the efficacy, safety and relation of dose to plasma anti-Xa activity of dalteparin in prophylaxis and therapy of arterial and venous thrombosis in 48 paediatric patients (from 31 weeks preterm to 18 years).³³ The treatment duration was 3 to 6 months. In 10 patients who received dalteparin (95 ± 52 IU/kg sc qd) for thromboprophylaxis, no thromboembolic events occurred. The dose for antithrombotic therapy was 129 ± 43 IU/kg sc qd. In the 23 patients given dalteparin for primary antithrombotic therapy, 7/23 (30%) had complete recanalization, 7/23 (30%) had partial recanalization, and 9/23 (40%) had no recanalization. In the 8 patients administered dalteparin for secondary antithrombotic therapy following successful thrombolysis, recanalisation was maintained or improved. In the 5 patients receiving dalteparin following failed thrombolysis, no recanalization was seen. Minor bleeding, reported in 2/48 children (4%), resolved after dose reduction. Patient platelet counts ranged from 37,000/ μ l to 574,000/ μ l. A reduction in platelet count $\geq 50\%$ of the initial value was not observed in any patient of this study; dalteparin doses required to achieve target anti Xa activities were inversely related to age; the predictability of the anticoagulant effect with weight adjusted doses appears to be reduced in children.

Overweight population: In a prospective, cohort study, 37 overweight patients were *a priori* stratified into three weight classes: (A) within 20 % of ideal body weight (IBW) (N=13), (B) 20-40% of IBW (n=14), and (C) greater than 40% of IBW (n=10). All patients, with serum creatinine levels $<150\mu\text{mol/L}$, received dalteparin sodium 200 IU/kg based on actual body weight subcutaneously once daily for the treatment of DVT or pulmonary embolism for a minimum of 5 days. All patients had peak anti-Xa levels measured 3-4 h following their Day 3 injection and trough anti-Xa levels measured immediately prior to injections on Day 3 and Day 5. The largest patient weighted 190 kg with a BMI of 58. Patients were stratified per weight in three different groups: A, B, C with mean daily doses of dalteparin respectively of 14,030 IU, 17,646 IU, and 23,565 IU. Mean (SD) trough anti-Xa levels on Day 3 were 0.12 (0.05) anti-Xa IU/ml for group A, 0.11 (0.03) anti-Xa IU/ml for group B and 0.11 (0.03) anti-Xa IU/ml for group C ($p>0.2$). Similar trough anti-Xa levels were observed on Day 5. Mean (SD) peak anti-Xa levels on Day 3 were 1.01 (0.20), anti-Xa IU/ml, 0.97 (0.21) anti-Xa IU/ml and 1.12 (0.22) anti-Xa IU/ml for groups A, B and C respectively. No thromboembolic or bleeding complications occurred during dalteparin therapy in any patients.³¹

Intensive Care Unit (ICU) Patients: In a large international randomized, controlled multicenter study³⁴, the thromboprophylactic effect of dalteparin 5,000 IU once daily was compared to unfractionated heparin (UFH) 5,000 IU twice daily in 3746 critically ill medical and surgical patients who were admitted in the intensive care unit (ICU). The primary outcome was proximal leg deep vein thrombosis (DVT) as determined by periodic compression ultrasound. The median duration of study drug in both groups was 7 days. Proximal leg DVT was reported by 5.1% patients in the dalteparin group and 5.8% patients in the UFH group. The proportion of patients with pulmonary emboli was 1.3% in the dalteparin group and 2.3% in the UFH group. The rates of major bleeding and death in the hospital were 5.5% and 22.1% in the dalteparin group,

and 5.6% and 24.5% in the UFH group. Of these parameters, only the rate of pulmonary emboli showed a statistically significant difference between treatment groups.

STORAGE AND STABILITY

Store at room temperature, (15 - 30°C).

The 25 000 IU/mL multi-dose vial must be used within 2 weeks after initial penetration.

SPECIAL HANDLING INSTRUCTIONS

Do not remove any small air bubbles from the prefilled syringe before injection.

DOSAGE FORMS, COMPOSITION AND PACKAGING

Dosage forms

Solution for injection 10 000 IU (anti-Xa)/mL, ampoules 10 x 1 mL.

Solution for injection 25 000 IU (anti-Xa)/mL, 3.8 mL multi-dose vials.

Solution for injection 2 500 IU (anti-Xa)/0.2 mL, single dose syringes* 10 x 0.2 mL

Solution for injection 3 500 IU (anti-Xa)/0.28 mL, single dose syringes* 10 x 0.28 mL

Solution for injection 5 000 IU (anti-Xa)/0.2 mL, single dose syringes* 10 x 0.2 mL

Solution for injection 7 500 IU (anti-Xa)/0.3 mL, single dose syringes*, packages of 5

Solution for injection 10 000 IU (anti-Xa)/0.4 mL, single dose syringes*, packages of 5

Solution for injection 12 500 IU (anti-Xa)/0.5 mL, single dose syringes*, packages of 5

Solution for injection 15 000 IU (anti-Xa)/0.6 mL, single dose syringes*, packages of 5

Solution for injection 18 000 IU (anti-Xa)/0.72 mL, single dose syringes*, packages of 5

* Prefilled syringe with safety needle device: clear glass barrel with stainless steel needle (27 G 1/2") and preassembled with safety needle guard device.

FRAGMIN may be administered subcutaneously (s.c.) or intravenously (i.v.)

Composition

**Table 12:
Solution for injection: 1 mL**

Dalteparin sodium (Low molecular weight heparin sodium)	Ampoule 10 000 IU (anti-Xa)	Multi-dose vial 25 000 IU (anti-Xa)
Sodium chloride*	q.s.	--
Benzyl alcohol	--	14 mg
Hydrochloric acid	pH adjustment	pH adjustment
Sodium hydroxide	pH adjustment	pH adjustment
Water for injection	ad 1 mL	ad 1 mL

*The hypotonicity is adjusted with sodium chloride. The amount is calculated from the result of the osmolality/anti-Xa activity.

**Table 13:
Prefilled Syringe with Safety Needle Device**

Dalteparin sodium	2 500 IU/0.2 mL	3 500 IU/0.28 mL	5 000 IU/0.2 mL	7 500 IU/0.3 mL	10 000 IU/0.4 mL	12 500 IU/0.5 mL	15 000 IU/0.6 mL	18 000 IU/0.72 mL
LMWH*	Anti-X _a	Anti-X _a	Anti-X _a	Anti-X _a	Anti-X _a	Anti- X _a	Anti- X _a	Anti- X _a
Sodium chloride**	q.s.	0-2.7mg	-	-	-	-	-	-
Hydrochloric acid	pH adjustment	pH adjustment	pH adjustment	pH adjustment	pH adjustment	pH adjustment	pH adjustment	pH adjustment
Sodium Hydroxide	pH adjustment	pH adjustment	pH adjustment	pH adjustment	pH adjustment	pH adjustment	pH adjustment	pH adjustment
Water for injection	ad 0.2 mL	ad 0.28 mL	ad 0.2 mL	ad 0.3 mL	ad 0.4 mL	ad 0.5 mL	ad 0.6 mL	ad 0.72 mL

* Low Molecular Weight Heparin Sodium

** The hypotonicity is adjusted with sodium chloride. The amount is calculated from the result of the osmolality/anti-Xa activity.

Potency: Potency is described in International anti-Xa units (IU). One unit (anti-Xa) of dalteparin sodium, weight average molecular weight 6000 Daltons, corresponds to the activity of one unit of the 1st International Standard for LMWH with respect to inhibition of coagulation Factor Xa in plasma utilizing the chromogenic peptide substrate S-2765 (N- α -Benzyloxycarbonyl-D-arginyl-glycyl-arginine-pNA•2HCl).

PART II: SCIENTIFIC INFORMATION

PHARMACEUTICAL INFORMATION

Drug Substance

Proper name: Dalteparin sodium

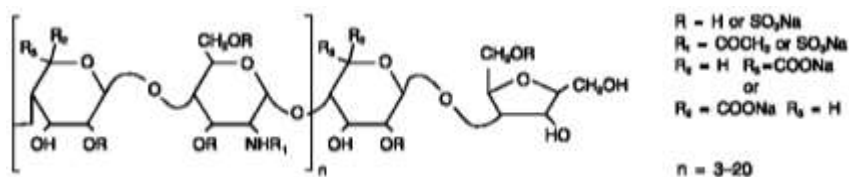
Chemical name:

Sodium salt of depolymerized heparin obtained by nitrous acid degradation of heparin from pork intestinal mucosa. The majority of the components have a 2-O-sulfo- α -L-idopyranosuronic acid structure at the non-reducing end and a 6-O-sulfo-2,5-anhydro-D-mannitol structure at the reducing end of their chain. The molecular weight of 90% of the components is between 2 000 and 9 000 and the weight average molecular weight is about 6000 Daltons; the sulphur content is about 11%. The degree of sulphation is 2 to 2.5 per disaccharide unit.

Molecular formula and molecular mass:

FRAGMIN is produced through controlled nitrous acid depolymerization of sodium heparin from porcine intestinal mucosa. It is composed of strongly acidic sulphated polysaccharide chains with a weight average molecular weight of 6000 Daltons and about 90% of the material within the range 2000-9000.

Structural formula:



Physicochemical properties:

White or yellowish white powder.

Dalteparin sodium is soluble in water.

pH (1% w/w solution) 5.0 - 7.5.

CLINICAL TRIALS

Thromboprophylaxis in Conjunction with Surgery:

Table 14: Study 1 Demographics and Trial Design

Trial design	Diagnosis	Dosage, route of administration and duration	Study subjects (n=number)	Mean age (Range)	Gender
Single-center, double-blind study comparing FRAGMIN to heparin	Patients undergoing hip replacement surgery	FRAGMIN 5000 IU qd s.c. starting the evening before surgery, or Heparin 5000 IU tid s.c., starting the morning of surgery. Treatment in both groups was continued for up to 9 days postoperatively.	140 enrolled, 139 treated. 136 underwent surgery: 67 FRAGMIN and 69 heparin.	69 yrs (range 42-87 yrs)	58.8% female

Study 1 Results:

In the intent-to-treat analysis, the incidence of proximal DVT was significantly lower for patients treated with FRAGMIN (dalteparin sodium injection) compared with patients treated with heparin (6/67 vs 18/69; $p=0.012$). Further, the incidence of pulmonary embolism detected by lung scan was also significantly lower in the group treated with FRAGMIN (9/67 vs 19/69; $p=0.032$).

Table 15: Study 2 Demographics and Trial Design

Trial design	Diagnosis	Dosage, route of administration and duration	Study subjects (n=number)	Mean age (Range)	Gender
Multi-center, double-blind, randomized study: Postoperative dosing Comparing FRAGMIN to warfarin	Patients had undergone hip replacement surgery	Three groups: 1) FRAGMIN 2500 IU s.c. starting within 2 h before surgery, followed by FRAGMIN 2500 IU s.c. at least 4 h (6.6 ± 2.3 h) after surgery. Then, 5000 IU qd s.c. on postop day 1. 2) FRAGMIN 2500 IU s.c. at least 4 h (6.6 ± 2.4 h) after surgery only. Then, 5000 IU qd s.c. on postop day 1. 3) Warfarin sodium the evening of the day of surgery, then continued daily at a dose adjusted for INR 2.0 to 3.0. Treatment for all groups: 4 to 8 days postoperatively, after which patients underwent bilateral venography.	1501 enrolled, 1472 treated. 1) 496 (first dose FRAGMIN before surgery), 2) 487 (first dose FRAGMIN after surgery) 3) 489 warfarin sodium. 94.4% white	63 yrs (range 18-91 yrs)	51.8% female

Study 2 Results:

For patients with interpretable venograms, the frequencies of deep vein thrombosis (DVT) in patients receiving preoperative and postoperative FRAGMIN and warfarin for all DVTs were 36 (10.7%) of 337, 44 (13.1%) of 336, and 81 (24.0%) of 338, respectively (p<0.001 for both preoperative and postoperative FRAGMIN vs. warfarin); for proximal DVT, 3 (0.8%) of 354, 3 (0.8%) of 358, and 11 (3.0%) of 363 (p= 0.04 and p= 0.03 for preoperative and postoperative FRAGMIN vs. warfarin, respectively).

Table 16: Studies 3 and 4 Demographics and Trial Design

Trial design	Diagnosis	Dosage, route of administration and duration	Study subjects (n=number)	Mean age (Range)	Gender
Two double-blind, randomized, controlled clinical trials	Patients undergoing major abdominal surgery Abdominal surgery patients at risk include those who are over 40 years of age, obese, undergoing surgery under general anesthesia lasting longer than 30 minutes, or who have additional risk factors such as malignancy or a history of deep vein thrombosis or pulmonary embolism.	FRAGMIN qd s.c. beginning prior to surgery and continuing for 5 to 10 days after surgery	Study 3. 204 treated: 102 FRAGMIN, 102 placebo	64 yrs (range 40-98 yrs)	54.9% female
			Study 4. 391 treated: 195 FRAGMIN, 196 heparin	59 yrs (range 30-88 yrs)	51.9% female

Studies 3 and 4 Results:

FRAGMIN was shown to reduce the risk of DVT in patients at risk for thromboembolic complications. As summarized in the following tables, FRAGMIN 2500 IU was superior to placebo and similar to heparin in reducing the risk of DVT.

Table 17:**Efficacy of FRAGMIN in the Prophylaxis of Deep Vein Thrombosis Following Abdominal Surgery**

Indication	Dosing Regimen	
	FRAGMIN 2500 IU qd s.c.	Placebo qd s.c.
All Treated Abdominal Surgery Patients	102	102
Treatment Failures in Evaluable Patients		
Total Thromboembolic Events	4/91 (4.4%) ¹	16/91 (17.6%)
Proximal DVT	0	5/91 (5.5%)
Distal DVT	4/91 (4.4%)	11/91 (12.1%)
PE	0	2/91 (2.2%) ²

¹ p-value = 0.008² Both patients also had DVT , 1 proximal and 1 distal**Table 18:****Efficacy of FRAGMIN in the Prophylaxis of Deep Vein Thrombosis Following Abdominal Surgery**

Indication	Dosing Regimen	
	FRAGMIN 2500 IU qd s.c.	Heparin 5000 IU bid s.c.
All Treated Abdominal Surgery Patients	195	196
Treatment Failures in Evaluable Patients		
Total Thromboembolic Events	7/178 (3.9%) ¹	7/174 (4.0%)
Proximal DVT	3/178 (1.7%)	4/174 (2.3%)
Distal DVT	3/178 (1.7%)	3/174 (1.7%)
PE	1/178 (0.6%)	0

¹ p-value = 0.74

One published study compared 28-day treatment of FRAGMIN to 7-day treatment after major abdominal surgery. In total, 590 patients were recruited, of whom 427 were randomized and received at least 1 day of study medication, and 343 reached an evaluable endpoint. The primary efficacy endpoint was objectively verified VTE occurring between 7 and 28 days after surgery. All patients underwent bilateral venography at day 28. The cumulative incidence of VTE was 16.3% (29/178 patients) with 7-day treatment of FRAGMIN and 7.3% (12/165 patients) with 28-day treatment of FRAGMIN.

Bleeding events were not increased with prolonged compared with short-term thromboprophylaxis: major bleeding occurred in 4 of 222 (1.8%) patients in the short-term group and in 1 of 205 (0.5%) patients in the prolonged thromboprophylaxis group.

Treatment of Deep Vein Thrombosis (DVT)

Table 19: Study 1: Study Demographics and Trial Design

Trial design	Diagnosis	Dosage, route of administration and duration	Study subjects (n=number)	Mean age	Gender
Double-blind, randomized, controlled	Phlebographically proven DVT	Dosing: sc q12h, at least 5 d. Initial dose to achieve anti-Factor Xa levels of 0.5-0.8 IU/mL, adjusted Day 2 or later according to plasma anti-Factor Xa activity. FRAGMIN: Mean initial dose 87 IU/kg, adjusted dose 90 IU/kg (i.e. 4000-10000IU) Heparin: Mean initial dose 170 IU/kg, adjusted dose 219 IU/kg (i.e. 8000-20000IU) Warfarin treatment was started the day of inclusion.	54 patients FRAGMIN 28, heparin 26.	61.5 yrs	57.4% male

Study 1 Results:

Subcutaneous FRAGMIN and heparin in DVT were found to be equally safe and efficacious. The Heparin group required more dose adjustments. Leg pain disappeared more rapidly in patients receiving FRAGMIN.

Extended Treatment of Symptomatic Venous Thromboembolism (VTE) to Prevent Recurrence of VTE in Patients with Cancer

Table 20: Demographics and Trial Design

Trial design	Diagnosis	Dosage, route of administration and duration	Study subjects (n=number)	Median age	Gender
Randomized open-label, parallel group, 48 center, active-controlled study	Patients with cancer and newly diagnosed, objectively confirmed acute deep vein thrombosis (DVT) and/or pulmonary embolism (PE)	FRAGMIN: 6 months - (200 IU/kg s.c. once daily for 1 month followed by ~150 IU/kg s.c. once daily for 5 months) or FRAGMIN: For a minimum of 5 days 200 IU/kg s.c. once daily and simultaneous oral anticoagulation (coumarin derivatives) with a Vitamin K antagonist. Oral anticoagulation was maintained for 6 months adjusted for INR 2.0-3.0.	676 patients FRAGMIN: 338 (53.3% completed) Oral coagulation: 339 (48.7% completed)	64 yrs	51.5% female

Study Results:

A total of 27 (8.0%) and 53 (15.7%) patients in the experimental and control arms, respectively, experienced at least one episode of an adjudicated, symptomatic DVT and/or PE during the 6-month study period. In the intent-to-treat population, the primary comparison of the cumulative probability of the first VTE recurrence over the 6-month study period was highly statistically significant (2-sided log-rank test, $p=0.0017$) in favor of the experimental regimen. The estimated cumulative probability of recurrence at 6 months was reduced from 0.172 in the control arm to 0.087 in the experimental arm, reflecting a 52% reduction in the relative risk of VTE (RR=0.48; 95% CI, 0.30-0.77; likelihood test, $p=0.0016$).

Unstable Coronary Artery Disease, i.e. Unstable Angina and Non-Q-Wave Myocardial Infarction:**Table 21: Study 1: Study Demographics and Trial Design**

Trial design	Diagnosis	Dosage, route of administration and duration	Study subjects (n=number)	Mean age (Range)	Gender
Double-blind, randomized, placebo-controlled	Patients recently experienced unstable angina with EKG changes or non-Q-wave myocardial infarction (MI). Unstable angina was defined to include only angina with EKG changes	FRAGMIN: 120 IU/kg q12h s.c. Placebo q12h s.c. Except when contraindicated, concurrent treatment with Aspirin (75 mg once daily) and beta blockers. Treatment was initiated within 72 h of the event; most received treatment within 24 h) and continued for 5 to 8 days.	1506 patients enrolled and treated; FRAGMIN 746, placebo 760. 99.7% white.	68 yrs (range 40-90 yrs)	63.9% male

Study 1 Results: The combined incidence of the double endpoint of death or myocardial infarction was lower for FRAGMIN compared with placebo at 6 days after initiation of therapy. These results were observed in an analysis of all-randomized and all-treated patients. The combined incidence of death, MI, need for intravenous (i.v.) heparin or i.v. nitroglycerin, and revascularization was also lower for FRAGMIN than for placebo (see table below).

Table 22:**Efficacy of FRAGMIN in the Prophylaxis of Ischemic Complications in Unstable Angina and Non-Q-Wave Myocardial Infarction**

Indication	Dosing Regimen	
	FRAGMIN 120 IU/kg/12 hr s.c.	Placebo q 12 hr s.c.
All Treated Unstable Angina and Non-Q-Wave MI Patients	746	760
Primary Endpoints - 6 day timepoint Death, MI	13/741 (1.8%) ¹	36/757 (4.8%)
Secondary Endpoints - 6 day timepoint Death, MI, i.v. heparin, i.v. nitroglycerin, Revascularization	59/739 (8.0%) ¹	106/756 (14.0%)

¹ p-value = 0.001**Table 23: Study 2: Study Demographics and Trial Design**

Trial design	Diagnosis	Dosage, route of administration and duration	Study subjects (n=number)	Mean age (Range)	Gender
Randomized, controlled trial to evaluate long-term treatment with FRAGMIN	Patients recently experienced unstable angina with EKG changes or non-Q-wave myocardial infarction (MI).	FRAGMIN: 120 IU/kg q12h s.c. or Heparin: APTT-adjusted dosage. Except when contraindicated, were treated concurrently with Aspirin (100 to 165 mg/day). 1-week (5 to 8 days) treatment	1499 enrolled, 1482 treated; FRAGMIN 751, heparin 731. 96.0% white.	64 yrs (range 25-92 yrs)	64.2% male

Study 2 Results: The incidence of the combined triple endpoint of death, myocardial infarction, or recurrent angina during this 1-week treatment period (5 to 8 days) was 9.3% for FRAGMIN and 7.6% for heparin (p=0.323).

Reduction of Deep Vein Thrombosis in Hospitalized Patients with Severely Restricted Mobility during Acute Illness.

Table 24: Study Demographics and Trial Design

Trial design	Diagnosis	Dosage, route of administration and duration	Study subjects (n=number)	Mean age (Range)	Gender
Double-blind, multi-center, randomized, placebo-controlled trial	DVT in hospitalized patients with severely restricted mobility	FRAGMIN 5000 IU or placebo s.c. qd during Days 1 to 14 of the study.	3681 enrolled and treated: FRAGMIN: 1848 Placebo: 1833 92.1% white	69 yrs (range 26-99 yrs)	51.9% female

Study Results: The primary efficacy endpoint was defined as at least one of the following within Days 1 to 21 of the study: asymptomatic proximal DVT (diagnosed by compression ultrasound), a confirmed symptomatic DVT, a confirmed pulmonary embolism or sudden death. The primary endpoint was evaluated at Day 21, and the follow-up period was up to Day 90. These patients were ≥ 40 years of age with an acute medical condition requiring a projected hospitalization of ≥ 4 days and had ≤ 3 days of prior immobilization and were confined to bed during waking hours.

The study included patients with congestive heart failure (NYHA Class III or IV), acute respiratory failure not requiring ventilatory support, and the following acute conditions with at least one additional risk factor occurring in $>1\%$ of treated patients: acute infection (excluding septic shock), acute rheumatic disorder, acute lumbar or sciatic pain, vertebral compression, or acute arthritis of the lower extremities. Risk factors include > 75 years of age, cancer, previous DVT/PE, obesity and chronic venous insufficiency.

When given at a dose of 5000 IU once a day s.c., FRAGMIN significantly reduced the incidence of thromboembolic events including verified DVT by Day 21 (see table below). The prophylactic effect was sustained through Day 90. Decrease mortality due to thromboembolic events and complications has not been demonstrated.

**Table 25:
Efficacy of FRAGMIN in the reduction of Deep Vein Thrombosis in Hospitalized Patients
with Severely Restricted Mobility During Acute Illness**

	Dalteparin, n/N (%)	Placebo, n/N (%)	RR (95% CI)
Primary end point (day 21)			
Venous thromboembolism and sudden death	42/1518 (2.77)	73/1473 (4.96)	0.55 (0.38–0.80)
Sudden death	5/1829 (0.27)	3/1807 (0.17)	1.65 (...)
Pulmonary embolism, fatal	0/1829 (0.00)	2/1807 (0.11)	0.00 (...)
Pulmonary embolism, symptomatic	5/1759 (0.28)	4/1740 (0.23)	1.22 (...)
Deep vein thrombosis: distal, symptomatic	3/1759 (0.17)	4/1739 (0.23)	0.74 (...)
Deep vein thrombosis: proximal, symptomatic	2/1759 (0.11)	7/1739 (0.40)	0.28 (...)
Deep vein thrombosis: proximal, asymptomatic	27/1507 (1.79)	53/1453 (3.65)	0.48 (0.31–0.77)
Secondary end point at day 14			
All-cause mortality	8/1846 (0.43)	7/1831 (0.38)	1.13 (0.41–3.12)
Secondary end point at day 21			
Deep vein thrombosis: proximal and symptomatic distal	32/1508 (2.12)	64/1464 (4.37)	0.49 (0.32–0.74)
All-cause mortality	43/1829 (2.35)	42/1807 (2.32)	1.01 (0.66–1.54)
Secondary endpoint at day 90			
Symptomatic venous thromboembolism (all deep vein thrombosis and pulmonary embolism)	15/1615 (0.93)	21/1583 (1.33)	0.70 (0.36–1.35)
All symptomatic pulmonary embolism	5/1615 (0.31)	6/1583 (0.38)	0.82 (0.25–2.67)
All symptomatic deep vein thrombosis	10/1614 (0.62)	15/1579 (0.95)	0.65 (0.29–1.45)
All-cause mortality	107/1747 (6.12)	103/1715 (6.01)	1.02 (0.78–1.33)

RR indicates relative risk. Only 1 event per patient (most severe) was recorded.
95% CIs were not produced if <5 patients in either treatment group experienced an event.

Anticoagulation for Hemodialysis and Hemofiltration

Prevention of clotting in the extracorporeal system during hemodialysis and hemofiltration

Table 26: Study 1: Study Demographics and Trial Design

Trial design	Diagnosis	Dosage, route of administration and duration	Study subjects (n=number)	Mean age	Gender
Long term study comparing FRAGMIN (F) to Heparin (H) in chronic Hemodialysis (HD)/Hemofiltration (HF)	New patients requiring hemodialysis or hemofiltration for end-stage renal failure with no known bleeding disorders;	12 months dosage Doses adjusted through the study to maintain anti-Xa activity 0.4-1.2 U/mL FRAGMIN: Mean initial (month 1) bolus 33.3±12.7 U/kg; continuous infusion 12.0±4.0 U/kg/h. Mean final (month 12) bolus 36.8±17.3 U/kg; continuous infusion 12.2±5.0 U/kg/h.	70 patients FRAGMIN (35: 29 HD + 6 HF) Heparin (35: 29 HD + 6 HF).	52.8 years old	57.1% male
Open, Randomized, Multicentre comparative study	None were previously treated by dialysis; None had been on Heparin therapy for 3months prior study entry.	Heparin: Mean initial bolus 60.4±24.4 U/kg; continuous infusion 17.4 ±5.9 U/kg/h. Mean Final bolus 58.3±26.3 U/kg; continuous infusion 16.6 ±6.7 U/kg/h.			

Study 1 Results: Overall, 10 242 hemodialyses/hemofiltrations were performed in this study. In term of efficacy, the incidence rates of clotting formations in the filter and extracorporeal circuit were 1.59% (80 of 5 045) and 1.33% (69 of 5 197) for FRAGMIN and unfractionated heparin, respectively. In term of safety, no bleeding complications were observed; however among the 35 patients (F: 19 and H: 16) requiring erythrocyte concentrates (Hb< 6.5g/dL), the incidence rates of concentrates required were 2.71% (76 of 2 808) and 3.85% (88 of 2 288) for FRAGMIN and unfractionated heparin, respectively.

Blood samples performed at month 1, 3, 6, 9 and 12 showed no differences in the plasma anti-factor Xa levels between both treatment groups and within each treatment group during the course of 12 months of treatment.

Mean factor VIII activities had risen after 12 months in the heparin group, whereas they remained unchanged in the FRAGMIN group. In parallel, a decrease in the level of pre-dialysis fibrin monomers was observed after both 6 and 12 months in the FRAGMIN group, whereas no changes were observed in the heparin group. An increase in plasma triglycerides was observed in the heparin group, which was not observed in the FRAGMIN group.

Table 27: Study 2: Study Demographics and Trial Design

Trial design	Diagnosis	Dosage, route of administration and duration	Study subjects (n=number)	Mean age	Gender
1) Long term study; open, cross-over, multicenter trial	1) Chronic terminal renal insufficiency	1) FRAGMIN treatment for 6 months, and then crossed over to heparin for 6 months Hemodialysis (HD) or Hemofiltration (HF): - 3 times/week - 4.5 to 5 hours each FRAGMIN: Mean initial bolus 24.3 U/kg; continuous infusion 9.8 U/kg/h. Heparin: Mean initial bolus 50.1 U/kg; continuous infusion 16.1 U/kg/h.	1) 26 patients (20 on HD, 6 on HF)	1) 62 years old	1) 57.7% female
2) Patients with acute renal failure and bleeding risk; open, uncontrolled	2) Acute renal failure with bleeding risk	2) FRAGMIN: Mean initial dose 12.6 U/kg followed by continuous infusion 5.8 U/kg/h. Studied through 50 dialyses.	2) 16 patients (11 on HD, 6 on HF)	2) 55 years old	2) 56.3% female

Study 2 Results:

Long Term Study: During a total of about 4 000 dialyses for 6+6 months, a dose of FRAGMIN about 2/3 that of heparin resulted in comparable antithrombotic activity (F: 26 dialyses vs H: 20 dialyses); no bleeding complications were noted. PTT and thrombin time were only marginally increased by FRAGMIN (5-8 sec) compared to heparin (increase in PTT of 90-120 sec, and in thrombin time of 230-260 sec). The elevated levels of Factor VIII and fibrin monomers during treatment with heparin decreased with FRAGMIN treatment, and increased again with heparin treatment. In addition, no signs of plasma anti-factor Xa levels accumulation were observed after 6 months of treatment.

Acute renal failure with bleeding risk: During 50 dialyses in these patients, efficacy and safety of FRAGMIN was demonstrated. Only minor thrombotic material was found during 5 dialyses (mostly in single needle HD). No clinically significant bleeding occurred.

Table 28: Study 3: Study Demographics and Trial Design

Trial design	Diagnosis	Dosage, route of administration and duration	Study subjects (n=number)	Mean age	Gender
Randomized, cross-over study	Chronic renal insufficiency Patients on hemodialysis for at least 4 months, 3 times/week (3-4 hours) before study entry Patients with arteriovenous (A/V) fistula only	FRAGMIN given as a single bolus dose of 5 000 IU at start of the dialysis, administered into the arterial tubing. Heparin mean total dose of 6 500 IU given as a bolus dose (2 500-3 500 IU) at start of dialysis into the arterial tubing followed by continuous infusion i.v. during dialysis. Duration of study : one HD with Heparin followed by one HD with FRAGMIN HD duration: 3-4 hours	11 patients	55 years old	45.4% female

Study 3 Results: There were no signs of thromboembolic complications during the study. All dialyses were clinically uneventful except for one with heparin (due to severe hypotension). Mean punctures times were 4.5 minutes and 4.7 minutes, respectively for FRAGMIN and Heparin.

Chronic renal failure, patients with no other known bleeding risk

Title

A phase IIIb open-label study to optimize the single bolus dose of dalteparin sodium for the prevention of clotting within the extracorporeal system during hemodialysis procedures for subjects with chronic renal insufficiency. (The PARROT study)

Table 29: Study 4: Study Demographics and Trial Design

Trial design	Diagnosis	Dosage, route of administration and duration	Study subjects (n=number)	Mean age (Range)	Gender
Open label single arm trial to investigate a new FRAGMIN dose regimen for use during hemodialysis (HD)	<p>Subjects with end stage renal failure requiring 3 or 4 HD sessions per week, with each session planned for 4 hours or less, with no other known risks of bleeding.</p> <p>Subjects previously treated during HD procedures by either unfractionated heparin or Low molecular weight heparin.</p> <p>Vascular access permitted in the study: A/V fistula, A/V graft or catheter</p>	<p>FRAGMIN dose: 5000 IU single bolus dose given into the arterial side of the dialyzer at the start of the procedure.</p> <p>Depending of the outcome of the previous HD session and any intervening clinical events, the dose of 5000 IU was maintained through the course of the study or dosage modification occurred at subsequent HD sessions by increment/decrement of 500 IU or 1000 IU, at the discretion of the investigator.</p> <p>Criteria for dose adjustments were occurrence of clotting grade 3 or 4, minor bleeding during HD or between HD sessions, prolonged access compression time (>10 minutes) or other clinical events.</p> <p>Study duration for a maximum of 20 HD sessions</p>	152 subjects enrolled and treated 77.0% white.	Mean age 57.1 years old (range 18- 85 yrs)	106 male

Study 4 Results: The primary efficacy outcome was the mean proportion of “successful” HD sessions defined as a HD session which was completed as planned, without the need for premature termination due to clotting in the HD circuit. The mean proportion of successful HD sessions was 99.9% (2774 of 2776 evaluable HD sessions; 50 HD sessions were excluded from the analysis because the effect of FRAGMIN could not be assessed), with a 95% CI of 99.7% to 100.0%. No HD session was prematurely terminated due to a safety event of bleeding.

For the secondary endpoint assessing the acceptability of the dose, the point estimate of the mean proportion of HD sessions with an acceptable dose was 89.8% (2363 of 2630 evaluable HD sessions; 196 HD sessions were excluded from the analysis because the acceptability of the dose could not be assessed), with a 95% CI of 87.4% to 91.9%.

For subjects who had 1 HD session completed, the dalteparin dose was adjusted for 79 (52.3%) subjects, and 72 (47.7%) subjects received the standard fixed dose of 5000 IU per HD session at all HD sessions.

The most common reason for dose adjustments was Grade 3 or 4 clotting at previous HD sessions for 203/2797 (7.3%) HD sessions, followed by access compression time >10 minutes at previous HD session for 47/2797 (1.7%).

Anti-Xa levels were measured at HD1, HD10 and HD20 at baseline, 2hrs after the start of the HD and at the end of the HD. Most of the subjects did not show any accumulation of anti-Xa serum levels. Only for 2 subjects, the pre-HD session value was above the threshold of <0.4 IU/mL at HD 10 but this was resolved at HD session 20.

The results of this study demonstrate that a flexible dosing regimen of FRAGMIN administered into the arterial side of the extracorporeal system during HD sessions up to 4 hours in subjects with chronic renal failure and no other known risks of bleeding is effective and well tolerated, and that a flexible dosing regimen is appropriate to address the potential limitations of the fixed dose regimen (5000 IU).

DETAILED PHARMACOLOGY

Drug Biochemistry

FRAGMIN is a LMWH produced on a large scale by a highly reproducible method based on partial nitrous acid depolymerization of heparin. FRAGMIN has a weight average molecular weight of 6000 Daltons with about 90% of the material between 2000-9000. FRAGMIN contains molecules with high and with low affinity for antithrombin. The figure below shows the molecular weight distribution of FRAGMIN and standard heparin.

Animal Pharmacokinetics

Distribution and clearance: The organ distribution of tritium-labelled dalteparin sodium was determined in rats and compared to heparin. Regardless of the dose injected or the route of administration (i.v. or s.c.) the highest deposit of radioactivity was found in the liver (up to 19%), followed by the kidney and intestine. On the basis of specific activity (dpm/g tissue), the kidney had the highest concentration of radioactive material. No significant difference between the tissue distribution of heparin and dalteparin sodium were seen after 72 hours. At 72 hours, the total amount of radioactivity remaining in the body (dose 600 IU/kg) was 12.3% for dalteparin sodium and 13.5% for heparin, and showed a similar pattern to that seen at 4 hours.

It has been demonstrated that heparin is eliminated from plasma via a saturable cellular clearance mechanism (i.e. binding and/or uptake into endothelial or reticuloendothelial cells) and also via a non-saturable renal clearance mechanism.

In a study designed to compare the elimination kinetics of heparin and dalteparin sodium in the rabbit, it was demonstrated that cellular clearance of dalteparin sodium is considerably less important than for heparin. Saturation of the reticuloendothelial system prior to dalteparin

sodium administration had no effect on its plasma elimination rate. In contrast, under similar conditions, the plasma half-life of heparin was prolonged by 3-4 times.

In the dog, more than 70% of the administered radioactivity was excreted in the urine in 24 hours, independent of application route.

Human Pharmacodynamics

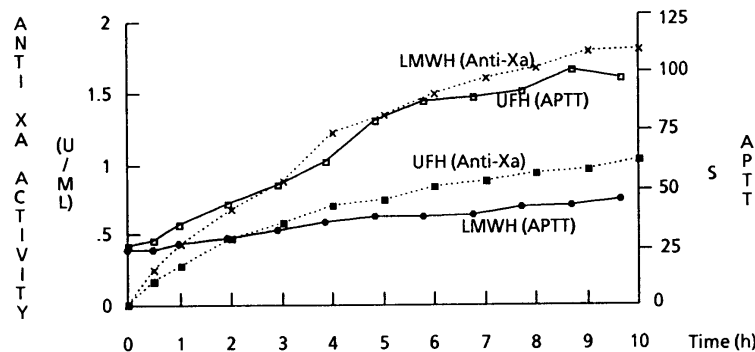
Primary hemostatic effects: Specific activity of FRAGMIN is consistent with that of unfractionated heparin regarding anti-Xa activity, but differs in its effects on APTT, see table below.

**Table 30:
Specific Anti-Xa Activity (units/mg)**

	APTT	Anti-Xa	Ratio $\frac{\text{anti-Xa}}{\text{APTT}}$
FRAGMIN*	60	165	2.6
Heparin	170	170	1

* According to the 1st International Standard of LMW heparin. APTT 60 IU/mg, anti-Xa 165 IU/mg.

Following the continuous i.v. infusion in 8 healthy volunteers of FRAGMIN or heparin in the dose 20 IU/kg/hr, important differences were noted. After 10 hours, anti-Xa levels (mean 1.80) were significantly higher in the FRAGMIN group, than in the heparin group (mean 0.86). APTT was only moderately elevated (increase 88%) in the FRAGMIN group, as compared to the heparin group (increase 263%, see figure below)



Anti-Xa activities and APTT after continuous infusion of 20 IU/kg/hour of Fragmin (LMWH) and 20 IU/kg/hour of heparin (UFH).

Secondary pharmacological effects: Heparin administration releases lipoprotein lipase from tissue sites into the circulation, resulting in a profound derangement of lipoprotein metabolism. Lipoprotein lipase catalyses the hydrolysis of plasma triglycerides at the capillary endothelium, and the products of lipolysis are taken up directly by the tissues. When heparin has displaced the lipases from their tissue sites, hydrolysis proceeds in the circulating blood with the production of free fatty acids which are subsequently removed with a different tissue distribution. An extensive intravascular lipolysis rather than a controlled hydrolysis and removal of triglycerides

in the capillary vessels may have an impact on the distribution of lipid energy between different organs.

FRAGMIN and heparin were administered intravenously to 6 healthy volunteers who simultaneously received a continuous infusion of the fat emulsion, Intralipid[®]. The mean Intralipid concentration decreased by 83% after heparin and by 38% after FRAGMIN ($p < 0.001$). FRAGMIN was associated with a smaller increase of free fatty acids ($p < 0.05$) and plasma LPL activities ($p < 0.01$) than was heparin.

In a study of 70 patients with chronic end-stage renal failure followed over a period of 12 months, a significant ($p < 0.05$) increase in the number of hypertriglyceridemic patients was observed in the heparin-treated group compared to patients treated with FRAGMIN.

In a number of studies, it has been noted that LMWHs do not affect platelet function to the same extent as does heparin. In a randomized single-blind, cross-over study, heparin resulted in a striking decrease in platelet adhesion to collagen in all patients, while FRAGMIN had no such effect.

The heparin mobilizable-pool of platelet factor 4 (PF-4) is of interest because its mobilization by heparin may be relevant to the antithrombotic effect of heparin. Five healthy volunteers were recruited for an i.v. study and 8 for an s.c. study. The double-blind, cross-over studies assessed how heparin and FRAGMIN affected the pool. After various experimental treatments with heparin and FRAGMIN, the level of PF-4 still mobilizable by a challenging dose of 60 U/kg heparin was analyzed.

Heparin liberated PF-4 to a significantly higher extent than FRAGMIN. Plasma F-4 level was significantly higher following i.v. administration of heparin and FRAGMIN (214 vs. 154 ng/mL respectively, at 5 min. post-administration; $p < 0.02$). After the heparin challenge, significantly more plasma PF-4 was found for the FRAGMIN groups for both i.v. and s.c. administration. This suggests that the heparin mobilizable pool of PF-4 is more severely depleted by heparin treatment, than by FRAGMIN treatment.

Other studies have confirmed that FRAGMIN has less effect on hemostasis. Other parameters which, when tested, have shown a difference from heparin in some studies are ATIII, Factor VIII, thrombin time, whole blood activated clotting time (WBACT), and fibrin monomers in hemodialysis studies.

FRAGMIN administration appears to give rise to transient elevation of liver transaminases to the same extent as heparin. There is a single report of the levels not returning to normal after withdrawal of treatment. Levels nonetheless returned to normal after 2 weeks.

Human Pharmacokinetics

Intravenous injection: In 8 healthy volunteers, a single i.v. injection of FRAGMIN in the doses 40 and 60 IU/kg showed that the half-life was independent of the dose and was approximately 2 hours, i.e. twice as long as for heparin. Both doses of FRAGMIN were eliminated according to

first order kinetics. There was a direct proportionality between the dose and the AUC obtained. APTT was moderately prolonged in a dose-dependent way, but had returned to normal after 4 hours, when still measurable anti-Xa levels existed.

While it is known that heparin exhibits striking dose-dependent kinetics, there have been differing conclusions as to whether FRAGMIN exhibits dose-dependent or independent kinetics. Whatever the case, it is apparent that the kinetics of FRAGMIN differ remarkably from those of heparin. The following data indicates a mild dose-dependent response for 2 doses of FRAGMIN, both of which have a half-life ($t_{1/2}$) in excess of twice the heparin value. The volumes of distribution between different doses of FRAGMIN and heparin do not differ significantly.

Table 31: FRAGMIN Dose-Dependent Kinetics

Dose (IU/kg)	$t_{1/2}$ (min)	AUC (IU/ML x min)	Clearance (IU/ML/min)	Vd (l)
Heparin KabiVitrum (40)	57 ± 12	71 ± 18	39 ± 14	3.13 ± 0.88
Fragmin (40)	*** 126 ± 21	191 ± 61	15 ± 5	2.57 ± 0.65
Fragmin (60)	ns 139 ± 28	274 ± 64	15 ± 3	2.92 ± 0.78

Pharmacokinetic parameters after single intravenous injections of Heparin (mean + SD n = 8).

***p=.0001 of difference between heparin 40 IU/kg and Heparin fragment Kabi 2165 40 IU/kg or 60 IU/kg.

A further study, extending the dose range, confirmed the slight dose-dependent kinetics of FRAGMIN. At doses of 30 and 120 IU/kg, $t_{1/2}$ were found to be 88 ± 77 min., and 154 ± 16 min, respectively. These results, indicating that kinetics may be slightly dose-dependent, do not alter the recommended dosing regimens.

Subcutaneous injection: The plasma concentration of dalteparin sodium following s.c. administration is easily predicted since there is a direct relationship between the administered dose and the anti-Xa activity in plasma (measured as area under the activity curve). It has been demonstrated that following i.v. administration, FRAGMIN has a plasma half-life which is twice that of heparin. The pharmacokinetic profile of FRAGMIN administered s.c. is less dose-dependent than that of heparin.

In a study of 6 volunteers, the half-life after s.c. injection of FRAGMIN in the doses 2500, 5000 and 10 000 IU anti-Xa, was 3.4, 3.3 and 3.9 hours respectively. Areas under the curve (AUC) for the 3 dosages were 1.70, 3.77 and 9.33, respectively.

Distribution and clearance: A study of 8 healthy volunteers in which FRAGMIN 5000 IU was administered s.c. twice daily for several days revealed no cumulative effect on APTT, thrombin time or residual Factor Xa activity in plasma.

In the animal studies, the kidney was implicated as the major organ for removal of the drug. FRAGMIN clearance from kidneys has been confirmed from studies in the administration of

FRAGMIN to patients with impaired renal function. The $t_{1/2}$ for anti-Xa activity in these patients was 6.3 - 7 hours, much longer than for healthy volunteers.

Bioavailability: The bioavailability of FRAGMIN administered i.v. cannot be measured directly. Rather it is the anticoagulant activity which is determined. By definition, IU of FRAGMIN are assessed as anti-Xa activity after injection of the drug. Therefore the bioavailability of i.v. administered FRAGMIN is expected to be near 100%, as nearly all of the injected drug is free to bind with ATIII. Strong association of FRAGMIN with other plasma proteins has not been reported. The bioavailability of FRAGMIN administered by other routes can be assessed as a comparison to the different anti-Xa levels achieved.

I.v. and s.c. administration of FRAGMIN lead to similar pharmacokinetic values. Compared with heparin, FRAGMIN is absorbed from the subcutaneous depot to a much greater extent; 80-90% compared with 10-20% for heparin.

A cross-over study in 6 healthy volunteers, who received s.c. and i.v. injections of FRAGMIN in the dose 120 anti-Xa IU/kg gave the following results: the half-life after i.v. injection was 199 ± 17 min (mean \pm SD). The volume of distribution was 3.4 ± 0.5 L and the total clearance 20.5 ± 2.5 mL/min. The elimination of the anti-Xa activity was monoexponential and a first order process. As previously determined, the half-life after s.c. injection was longer than heparin (228 ± 40 min). The absorption rate was the rate limiting step. Peak levels were consistent with other studies and reached after 4 hours, when anti-Xa levels of $0.6 \text{ IU} \pm 0.1$ were obtained. The bioavailability of FRAGMIN administered s.c. was $87 \pm 6\%$, from a comparison of s.c. and i.v. administration AUCs.

TOXICOLOGY

Acute Toxicity

No LD₅₀ has been determined in studies of single lethal acute doses given to mice. Given both i.v. and s.c., doses of 100 000 IU/kg were tolerated. Any deaths recorded were the result of hemorrhagic complications at the s.c. injection site.

Short-term Toxicity

Rats treated with large doses administered s.c. once daily for 9 consecutive days registered increases in platelets and bleeding time, and injection site hematomas in some animals at doses of 500 - 1000 IU/kg/day. At higher doses, 5000 - 20 000 IU/kg/day, bleeding from injection site hematoma could prove fatal, and decreases in Hb, PCV and RBC were recorded.

Long-term Toxicity

Beagle dogs treated with 250 - 1000 IU/kg/day administered s.c. for 26 weeks yielded no serious toxicological changes.

Some dogs were reported to have enlarged livers at the higher dose levels, and for heparin at 250 IU/kg/day, although no significant histopathological liver changes were observed.

Microradiographic examination and determination of gravity and specific ash of the skeletons of the dogs showed significant differences between treated and control groups. Therefore, dalteparin sodium has a weak osteopenic effect. Heparin has a comparable effect.

Dalteparin sodium was administered s.c. once daily to Sprague Dawley rats at the dose levels of 250, 500 or 1000 IU/kg/day for 26 weeks. Twenty rats/sex/group were killed at the end of the treatment period and the remaining 10 animals/sex/group were killed after a 6-week recovery period. There was no evidence of any systemic toxicity and the only significant finding was the presence of dose-related and reversible small hemorrhages at the injection sites. A dose-related and proportional increase in plasma anti-Xa activity was seen during the study, with peak levels attained at about 1 hour post dose.

In a 52-week intravenous toxicity study, beagle dogs (5 males and 5 females/group) received dalteparin sodium i.v. at the dose levels of 300, 1000 or 3000 IU/kg/day for 52 weeks. At the end of the treatment period, 4 dogs/sex/group were killed and the remaining dogs (1 animal/sex/group) were kept untreated for 5 weeks prior to sacrifice. Dalteparin sodium was well tolerated in dogs after repeated i.v. administration of doses up to 1000 IU/kg/day. Subcutaneous hemorrhages at the injection sites occurred in all drug-treated groups, with dose-dependency. At the highest dose level (3000 IU/kg/day), slightly increased liver weights were observed in males and a decrease in the ratio of cortical bone versus bone width was found in females.

In the mid and high-dose groups, both sexes showed a decrease in serum glutamate-oxaloacetate transaminase (SGOT) activity and an increase in globulin fraction. Male animals in the active treatment groups showed increased levels of serum potassium, cholesterol and phospholipids, decrease in gamma globulin fraction ratio, and an increase in plasma glucose. Females of high dose group showed a decrease in total protein and an increase in chlorine.

No organ toxicity was revealed in any of the toxicity studies. No significant adverse changes were found in the reproductive toxicity studies and no mutagenic effect was detected.

Human Toxicology: Toxicologically, FRAGMIN (dalteparin sodium) exhibits a dose-related effect on bleeding. In human studies, this effect manifests itself in bleeding side effects ranging from mild events such as injection site hematoma, wound hematoma, epistaxis, haematuria, bruising, petechiae, oral mucosal bleeding, vaginal bleeding, anal bleeding, through to more serious events. While injection site hematomas occur at 5%, major bleedings are rare.

Both FRAGMIN and heparin give rise to similar transient elevation of the liver transaminases. Asymptomatic increases in transaminase levels (SGOT/AST and SGPT/ALT) greater than three times the upper limit of normal of the laboratory reference range have been reported in 1.7 and 4.3%, respectively, of patients during treatment with FRAGMIN. There is a single report of the levels not returning to normal after withdrawal of treatment. Levels nonetheless returned to normal after 2 weeks. This may be indicative of clinically important effect on the liver, the

significance of which is not entirely clear, as FRAGMIN is known to be distributed less in the liver than heparin.

Heparin-treated patients are known to be at risk for the development of osteoporosis after long-term, high-dose therapy. A similar risk is not known for FRAGMIN, however patients on long-term therapy may also be at risk.

Carcinogenicity, Mutagenicity, Impairment of Fertility

In two teratology studies, rats and rabbits received FRAGMIN intravenously. For both studies, no adverse effects were observed on the assessed litter parameters (mean litter size, post-implantation loss, litter and mean foetal weights and incidences of malformations, anomalies and variants).

In the fertility study and the peri-/post-natal study, rats received FRAGMIN subcutaneously. No adverse effects were observed on number of successfully mating and on number/weight of the offspring produced. No effect of the treatment was observed on litter parameters as assessed by litter size and pup mortality, litter and mean pup weights, pre-weaning development and terminal autopsy of pups.

REFERENCES

1. Aiach M, Fiessinger JN, Vitoux JF. Comparative trial of a low molecular weight heparin (Fragmin) administered subcutaneously versus standard heparin administered by continuous intravenous infusion. A multicenter study. *Rev Med Interne* 1989; 10:375-381.
2. Albada J, Nieuwenhuis HK, Sixma JJ. Treatment of acute venous thromboembolism with low molecular weight heparin (Fragmin). Results of a double-blind randomized study. *Circulation* 1989; 80(4):935-940.
3. Alhenc-Gelas M, et al. Adjusted Versus Fixed Doses of the Low-molecular-weight heparin Fragmin in the treatment of deep vein thrombosis. *Thrombosis and Haemostasis*, 1994; 71(6): 698-702.
4. Bauersachs RM et al. Risk stratification and heparin prophylaxis to prevent venous thromboembolism in pregnant women. *Thromb Haemost* 2007;98(6):1237-45.
5. Bergqvist D, Hedner U, Sjorin E, Holmer E. Anticoagulant effects of two types of lmw heparin administered subcutaneously. *Thromb. Res.*1983; 32:381-391.
6. Bergqvist D, Mätzsch T, Burmark US, Frisell J, Guilbaud O, Hallböök T, Horn A, Lindhagen A, Ljungnéer H, Ljungström K-G, Onarheim H, Risberg B, Törngren S, Örténwall P. Low molecular weight heparin given the evening before surgery compared with conventional low-dose heparin in prevention of thrombosis. *Br J Surg* 1988; 75:888-891.
7. Caen J. A randomized double-blind study between a low molecular weight heparin Kabi 2165 and standard heparin in the prevention of deep vein thrombosis in general surgery. A French multicentre study. *Thromb Haemostas* 1988; 59(2):216-220.
8. Cook D., Douketis J., Meade M. et al. Venous thromboembolism and bleeding in critically ill patients with severe renal insufficiency receiving dalteparin prophylaxis: prevalence, incidence and risk factors. *Crit-Care* 2008; 12 (2): R32.
9. Dalteparin and Fatal Haemorrhage: A Cumulative Case Series Review; Safety and Risk Management, 15 September, 2009, Pfizer, Inc.
10. David Leehey; Clarence Gantt; Victoria Lim Heparin-Induced Hypoaldosteronism: Report of a Case *JAMA*, Vol. 246, Issue 19, 2189-2190, November 13, 1981
11. Dechavanne M, Ville D, Berruyer M, Trepo F, Dalery F, Clermont H, et al. Randomized trial of a low-molecular-weight heparin (Kabi 2165) versus adjusted-dose subcutaneous standard heparin in the prophylaxis of deep-vein thrombosis after elective hip surgery. *Haemostasis* 1989; 1:5-12.

12. Dextran 40, In: McEvoy GK, Snow EK, Miller J, et al., eds. *American Hospital Formulary Services Drug Information*. Bethesda, MD: American Society of Health-System Pharmacists; 2009.
13. Douketis J, Cook D, Meade M, et al. Prophylaxis Against Deep Vein Thrombosis in Critically Ill Patients With Severe Renal Insufficiency With the Low-Molecular-Weight Heparin Dalteparin. *Arch Intern Med.*, Vol. 168 (16), 1805-1812, September 08, 2008.
14. Fricker J-P, Vergnes Y, Schach R, Heitz A, Eber M, Grunebaum L, et al. Low dose heparin versus low molecular weight heparin (Kabi 2165, Fragmin^{*}) in the prophylaxis of thromboembolic complications of abdominal oncological surgery. *Eur J Clin Invest* 1988; 18:561-567.
15. Gray E et al. Antithrombotic activity and its relationship to in vitro anticoagulant effects. *Haemostasis* 1993; 23 (suppl. 1): 99-102.
16. Holmer E, Kurachi K, Söderström G. The molecular weight dependence of the rate enhancing effect of heparin on the inhibition of thrombin, FXa, FIXa, FXIa, FXIIa and kallikrein by antithrombin. *Biochem J*, 1981; 193: 395-400.
17. Holmer E, Mattsson C, Nilsson S. Anticoagulant and antithrombotic effects of heparin and low molecular weight heparin fragments in rabbits. *Thromb Res* 1982a; 25:475-485.
18. Hull RD, Pineo GF, Francis C, Bergqvist D, Fellenius C, Sodeberg K, Holmqvist A, Mant M, Dear R, Baylis B, Mah A, Brant R for the North American Fragmin Trial Investigators. Low-molecular-weight heparin prophylaxis using dalteparin in close proximity to surgery vs warfarin in hip arthroplasty patients. A double-blind, randomized comparison. *Arch Intern Med* 2000; 160: 2199-2207.
19. Ibuprofen, In: McEvoy GK, Snow EK, Miller J, et al., eds. *American Hospital Formulary Services Drug Information*. Bethesda, MD: American Society of Health-System Pharmacists; 2009.
20. Jørgensen PS, Knudsen JB, Broeng L, Josephsen L, Bjerregaard P, Hagen K, et al. The thromboprophylactic effect of a low-molecular weight heparin (Fragmin) in hip fracture surgery. A placebo-controlled study. *Clin Orthop* 1992; 278:95-100.
21. Koller M, Schoch U, Buchmann P, Largiadèr F, von Felten A, Frick PG. Low molecular weight heparin (Kabi 2165) as thromboprophylaxis in elective visceral surgery. A randomized, double-blind study versus unfractionated heparin. *Thromb Haemost* 1986; 56(3):243-246.
22. Lee AYY, Levine MN, Baker RI, Bowden C, Kakkar A, Prins M, Rickles FR, Julian JA, Haley S, Kovacs MJ, Gent M. Lowmolecular weight heparin versus a coumarin for the prevention of recurrent venous thromboembolism in patients with cancer. *N Engl J Med* 2003; 349:146-153.

23. Leizorovicz A, Cohen AT, Turpie AG et al. Randomized, placebo-controlled trial of dalteparin for the prevention of venous thromboembolism in acutely ill medical patients. *Circulation* 2004; 110(7):874-879.
24. Ljungberg B, Blomback M, Johnsson H, Lins LE. A single dose of a low molecular weight heparin fragment for anticoagulation during hemodialysis. *Clin Nephrol* 1987; 33(11):1188-1191.
25. Ockelford PA, Patterson J, Johns AS. A double-blind randomized placebo-controlled trial of thromboprophylaxis in major elective general surgery using once daily injections of a low molecular weight heparin fragment (Fragmin). *Thromb Haemostas* 1989; 62(4):1046-1049.
26. Padilla A et al. Inhibition of thrombin generation by heparin and low molecular weight (LMW) heparins in the absence and presence of platelet factor 4 (PF4). *British Journal of Haematology*, 1992; 82: 406-413.
27. Schrader J, Knadt M, Zurcher C, Kostering H, Scheler F. Comparison of unfractionated heparin and low molecular weight heparin during long-term use in chronic haemodialysis and haemofiltration patients. *Haemostasis* 1986; 16(suppl 2):48-58.
28. Tørholm C, Broeng L, Jørgensen PS, Bjerregaard P, Josephsen L, Jørgensen PK, et al. Thromboprophylaxis by low-molecular-weight heparin in elective hip fracture surgery. A placebo-controlled study. *J Bone Joint Surg Br* 1991; 73-B:434-438
29. Walenga, J., Bick, R.. Heparin-induced thrombocytopenia, paradoxical thromboembolism, and other side effects of heparin therapy. *Medical Clinics of North America* 1998; 82(3):635-658.
30. Wiggam MI, Beringer TRO. Effect of low-molecular-weight. 31: 264–265 heparin on serum concentrations of potassium. *Lancet* 1997
31. Wilson SJ et al. Effect of patient weight on the anticoagulant response to adjusted therapeutic dosage of low-molecular- weight heparin for the treatment of venous thromboembolism. *Haemostasis* 2001;31(1):42-8.
32. Johansson H-E. Opinion about toxicology of Heparin fragment Kabi 2165. Scientific Report 84 99 091, KabiVitrum AB, Stockholm 1984
33. Nohe N, Flemmer A, Rümmler R, et al. The low molecular weight heparin dalteparin for prophylaxis and therapy of thrombosis in childhood: A report on 48 cases. *Eur J Pediatr* 1999;158(Suppl):S134-S139.
34. Cook D, Meade M, Guyatt G, et al. Dalteparin versus unfractionated heparin in critically ill patients. *The New England Journal of Medicine* 2011; 364 (14): 1305-14.

35. Woodruff S, Feugère G, et al. A post hoc analysis of dalteparin versus oral anticoagulant (VKA) therapy for the prevention of recurrent venous thromboembolism (rVTE) in patients with cancer and renal impairment. *J Thromb Thrombolysis* 2016; 42: 494-504.
36. Rasmussen MS, Jorgensen LN, et al. Prolonged prophylaxis with dalteparin to prevent late thromboembolic complications in patients undergoing major abdominal surgery: a multicenter randomized open-label study. *J Thromb and Hemost* 2006; 4: 2384-90.

PART III: CONSUMER INFORMATIONPr FRAGMIN[®]

(Dalteparin Sodium Injection)

This leaflet is part III of a three-part "Product Monograph" published when FRAGMIN was approved for sale in Canada and is designed specifically for Consumers. This leaflet is a summary and will not tell you everything about FRAGMIN. Contact your doctor or pharmacist if you have any questions about the drug.

ABOUT THIS MEDICATION**What is FRAGMIN used for:**

FRAGMIN is used to prevent blood clotting (coagulation) when surgery is performed, to treat the acute formation of blood clots in deep veins, to treat symptomatic blood clots to prevent recurrence of the clots in patients with cancer, to treat unstable coronary artery disease, to prevent clotting in those at risk when mobility is restricted during acute illness, and to prevent clotting in blood dialysis and filtration equipment in connection with acute kidney failure or chronic kidney disease.

What it does:

FRAGMIN is a type of medicine called low molecular weight heparin. FRAGMIN can help keep the blood from forming clots or keep a clot from getting larger. FRAGMIN works by making thrombin inactive in the body. Thrombin is an ingredient which contributes to blood clotting.

When it should not be used:

It is necessary that you advise your doctor of any serious medical problems you have had or currently have, as these conditions could affect the action of FRAGMIN.

Because benzyl alcohol may cross the placenta, FRAGMIN 25 000 IU 3.8 mL Multi-dose vials which are preserved with benzyl alcohol should not be used in pregnant women. Benzyl alcohol preparations should be used with caution in pediatric patients.

If you have had or currently suffer from any of the conditions listed below, it is necessary that you inform your doctor before starting treatment:

- Allergy to FRAGMIN or any of its constituents or to other low molecular weight heparins and/or heparin
- Bleeding due to acute gastroduodenal ulcer (stomach or intestinal bleed/ulcer)
- A history of cerebral hemorrhage (bleeding in or against the brain)
- A severe blood clotting disorder (hemorrhagic diathesis)
- A history of thrombocytopenia (decrease in the number of platelets)
- Bacterial infection of the heart (septic endocarditis)
- High blood pressure
- Disorders of the retina of the eye due to diabetes or bleeding

- Injuries to and/or operations on the central nervous system, eyes, ears
- Any other diseases that could involve an increased risk of bleeding.

What the medicinal ingredient is:

Dalteparin sodium

What the important nonmedicinal ingredients are:

The nonmedicinal ingredients in FRAGMIN are:

Ampoule: Sodium chloride, hydrochloric acid /sodium hydroxide (for pH adjustment) and water for injection.

Multi-dose vial: benzyl alcohol, hydrochloric acid /sodium hydroxide (for pH adjustment) and water for injection.

Prefilled syringe with safety needle device: Sodium chloride (2500 IU/0.2 mL and 3500 IU/.28mL only), hydrochloric acid /sodium hydroxide (for pH adjustment) and water for injection.

What dosage forms it comes in:**Solution**

10 000 IU (anti-factor Xa)/1 mL, Ampoule
25 000 IU (anti-factor Xa)/mL 3.8 mL, Multi-dose Vial

Prefilled syringe with safety needle device

2 500 IU (anti-factor Xa)/0.2 mL
3 500 IU (anti-factor Xa)/0.28 mL
5 000 IU (anti-factor Xa)/0.2 mL
7 500 IU (anti-factor Xa)/0.3 mL
10 000 IU (anti-factor Xa)/0.4 mL
12 500 IU (anti-factor Xa)/0.5 mL
15 000 IU (anti-factor Xa)/0.6 mL
18 000 IU (anti-factor Xa)/0.72 mL

WARNINGS AND PRECAUTIONS

It is necessary that you follow the instructions of your doctor or nurse carefully. Give yourself the injections prescribed for the entire time period specified by your doctor.

Do not take any drugs other than those prescribed by your doctor while you are taking FRAGMIN.

If you need to consult with another doctor or see your dentist, be absolutely sure to tell them that you are being treated with FRAGMIN.

FRAGMIN should not be administered intra-muscularly.

BEFORE you use FRAGMIN talk to your doctor or pharmacist if you have had or currently have any of the conditions listed below:

- Artificial heart valves
- Heart disease, including angina and recent heart attack.
- If you are taking any medications [such as Acetylsalicylic acid (ASA), other drugs to reduce blood

clotting such as warfarin or non-steroidal anti-inflammatory drugs (NSAIDs, drugs used to treat painful and/or inflammatory conditions of muscles or joints)], including those that you buy without a prescription (see Interactions with this medication)

- Bleeding disorders (such as hemophilia)
- Liver or kidney problems

Pregnancy: If you are pregnant or breast feeding, you should tell your doctor so that the possible risks to you and your child can be assessed.

INTERACTIONS WITH THIS MEDICATION

Certain medications may intensify the anticoagulant effect (e.g., blood thinning effect) of FRAGMIN. Therefore, it is important for you to advise your doctor if you are taking any medications such as:

- Acetylsalicylic acid (ASA)
- other drugs to reduce blood clotting such as warfarin or non-steroidal anti-inflammatory drugs (NSAIDs; drugs used to treat painful and/or inflammatory conditions of muscles or joints)
- platelet inhibitors
- medication that you buy without a prescription

PROPER USE OF THIS MEDICATION

FRAGMIN is obtained by prescription only. You must use FRAGMIN as instructed by your doctor. FRAGMIN is administered as an injection underneath the surface of the skin (subcutaneous).

FRAGMIN should be inspected visually for clarity, particulate matter, precipitation, discolouration, and leakage prior to administration whenever solution and container permit. Do not use product if mixture (solution) shows haziness, particulate matter, discolouration or leakage.

In Hospital

General Surgery

Your doctor or nurse will give you your first injection of FRAGMIN subcutaneously 1-2 hours before the operation to prevent problems with blood clotting. After the operation, you will receive a subcutaneous injection each morning until you become mobile, in general 5-7 days or longer.

General Surgery Associated With Other Risk Factors

Your doctor or nurse will give you your first injection of FRAGMIN subcutaneously the evening before the operation to prevent blood-clotting problems. After the operation, you will receive a subcutaneous injection that night and an injection each successive night thereafter until you become mobile.

As an alternative, your doctor or nurse may divide the initial dose and give you your first subcutaneous injection of

FRAGMIN 1-2 hours before your operation followed by another injection no sooner than 4 hours after your operation, but at least 8 hours after your previous injection. Each day thereafter, you will receive an injection until you become mobile.

Elective Hip Surgery

Your doctor or nurse will give you your first injection of FRAGMIN subcutaneously the evening before the operation to prevent blood clotting problems. After the operation, you will receive a subcutaneous injection that night and an injection each successive night thereafter until you become mobile.

As an alternative, your doctor or nurse may give you a subcutaneous injection of FRAGMIN 1-2 hours before the operation. Regardless of whether or not you get an injection before your operation, you will then get an injection no sooner than 4-8 hours after your operation. Each day thereafter, you will receive an injection until you become mobile.

Treatment of Acute Deep Vein Thrombosis

Your doctor or nurse will give you a subcutaneous injection once or twice a day for approximately 5 days. Alternatively, you may receive your dose of FRAGMIN by intravenous injection.

Extended Treatment of Symptomatic Venous Thromboembolism (VTE) to Prevent Recurrence of VTE in Patients with Cancer

Your doctor or nurse will give you a subcutaneous injection once a day for up to 6 months.

Unstable Coronary Artery Disease (Unstable Angina and Non-Q-Wave Myocardial Infarction)

Your doctor or nurse will give you a subcutaneous injection twice a day (once about every 12 hours) for up to 6 days.

Medical Patients with Restricted Mobility

Your doctor or nurse will give you a subcutaneous injection once a day for up to 14 days.

At Home

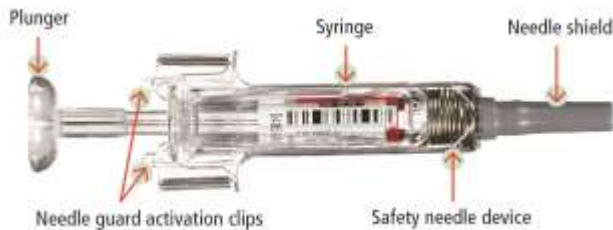
It may be necessary for you to continue your treatment with FRAGMIN at home.

BEFORE YOUR RELEASE FROM THE HOSPITAL, YOUR DOCTOR OR NURSE WILL SHOW YOU HOW TO GIVE YOURSELF THE FRAGMIN INJECTIONS. IT IS VERY IMPORTANT THAT YOU FOLLOW THE INSTRUCTIONS EXACTLY. IF THERE IS ANYTHING YOU DON'T UNDERSTAND OR WOULD LIKE CLARIFIED, MAKE SURE TO ASK YOUR DOCTOR OR NURSE FOR MORE INFORMATION SO THAT WHEN YOU GO HOME, YOU ARE COMFORTABLE SELF-ADMINISTERING FRAGMIN.

Please note that there are many different types of syringes that you can use with the multi-dose vial or the ampoule. The instructions in this package insert describe and illustrate injecting Fragmin using the prefilled syringe with safety needle device. The syringe with a passive safety needle device illustrated in this package insert is not the type of syringe that you should use to extract Fragmin from the multi-dose vial or ampoule.

FRAGMIN is available in ready to use, prefilled syringe with safety needle device.

PREFILLED SYRINGE WITH SAFETY DEVICE



Each syringe contains the required amount of FRAGMIN for one injection. Avoid pressing on the syringe plunger so as not to lose any of the syringe content.

INSTRUCTIONS FOR INJECTION AT HOME

IMPORTANT: REMOVAL OF INDIVIDUAL SYRINGE FROM BLISTER PACKAGING

DO NOT attempt to remove the syringe from the blister packaging with your fingers. Follow directions for correct handling technique as shown below when removing the prefilled syringe with safety needle device from the packaging, otherwise, the needle's safety mechanism may be triggered, making the syringe unusable

Please proceed as follows:

1. Peel off paper backing completely from the blister packaging.



2. Rotate the packaging so that the open side is facing downward between 3 to 5 cm above a flat surface, such as a table.



3. In order to release the syringe, pull the sides in the middle of the blister packaging apart to widen the blister cavity. This should cause the syringe to fall out of the blister.



4. Pick up the syringe by the body



DO NOT touch the needle guard activation clips at any time during use. This may trigger the needle's safety mechanism causing the needle to retract (pull back) before your injection is given. This will make the syringe unusable.

Proper subcutaneous (under the skin) injection of FRAGMIN is essential to help prevent pain and bruising at the injection site.

The preferred site of injection is the lower abdomen. However, FRAGMIN may also be injected into the side of the thigh, provided care is taken not to inject into the muscle tissue. Select a different site on the abdomen or thigh for each subsequent injection.



Prior to injection, wash your hands and cleanse the selected site for injection with an alcohol swab.



Remove the needle shield. Please note that a firm pull is needed to remove the needle shield. To ensure delivery of the full dose, do not remove any small air bubbles from the prefilled syringe before injection.



The needle must be inserted into a skin fold created with your thumb and forefinger. This fold of skin must be maintained throughout the injection.

Using your dominant hand, hold the syringe like a pencil between your thumb and middle finger. Insert the needle into the skin fold vertically, as far as it will go. Once the needle has been inserted, the needle should not be moved.



If you are self-injecting, press on the plunger using the forefinger. **If you are injecting someone else**, use the thumb to press on the plunger until the entire dose has been given. The needle guard will not be activated unless the entire dose has been administered and you remove downward pressure on the plunger. When you have injected all the content of the syringe, remove the needle.



Then, let go of the plunger and allow the syringe to move up inside the device until the entire needle is guarded.



Press a cotton swab on the injection site for 5-10 seconds or longer. Do not rub the injection site.



Dispose of the used syringe/needle guard assembly in approved containers in a safe manner and ensure that it is kept out of the reach of children.

Overdose:

Accidental overdosage of FRAGMIN can result in very heavy bleeding.

In case of drug overdose, contact a health care practitioner, hospital emergency department or regional Poison Control Centre immediately, even if there are no symptoms.

Your doctor will arrange to have you admitted to the hospital for observation and treatment if necessary.

Missed Dose:

If you miss a dose, tell your doctor. Do not take two doses at the next dosage time.

SIDE EFFECTS AND WHAT TO DO ABOUT THEM

The most common side effects are pain and bruising at injection site.

If the above symptoms become bothersome consult your doctor.

SERIOUS SIDE EFFECTS, HOW OFTEN THEY HAPPEN AND WHAT TO DO ABOUT THEM

Symptom / Effect		Talk with your doctor or pharmacist		Stop taking drug and call your doctor or pharmacist
		Only if severe	In all cases	
Common	Purplish or reddish discolouration or pain, and bruising around the injection site		√	√ (if severe)
	Easy bruising or bruising without apparent cause			√
	nosebleed			√
Uncommon	Bleeding gums while brushing teeth			√

SERIOUS SIDE EFFECTS, HOW OFTEN THEY HAPPEN AND WHAT TO DO ABOUT THEM

Symptom / Effect	Talk with your doctor or pharmacist		Stop taking drug and call your doctor or pharmacist
	Only if severe	In all cases	
Bleeding at the injection site and/or from surgical site			√
Allergic reactions			√
Bleeding inside the abdomen			√
Bleeding from the mouth			√
Bleeding from the anus			√
Vaginal bleeding			√
Blood in the urine			√
Rare			√
Strokes (bleeding inside the brain)			√

This is not a complete list of side effects. For any unexpected effects while taking FRAGMIN, contact your doctor or pharmacist immediately.

HOW TO STORE IT

Store your prefilled syringes at room temperature (15-30°C).

REPORTING SUSPECTED SIDE EFFECTS

You can report any suspected adverse reactions associated with the use of health products to the Canada Vigilance Program by one of the following 3 ways:

- Report online at
www.healthcanada.gc.ca/medeffect
- Call toll-free at 1-866-234-2345
- Complete a Canada Vigilance Reporting Form and:
 - Fax toll-free to 1-866-678-6789, or
 - Mail to: Canada Vigilance Program
Health Canada
Postal Locator 1908C
Ottawa, Ontario
K1A 0K9

Postage paid labels, Canada Vigilance Reporting Form and the adverse reaction reporting guidelines are available on the MedEffect™ Canada Web site at www.healthcanada.gc.ca/medeffect.

NOTE: Should you require information related to the management of side effects, contact your health professional. The Canada Vigilance Program does not provide medical advice.

MORE INFORMATION

This document plus the full Product Monograph, prepared for health professionals can be found at:

<http://www.pfizer.ca>

or by contacting the sponsor, Pfizer Canada Inc., at:
1-800-463-6001

This leaflet was prepared by Pfizer Canada Inc.

Last revised: 03 October 2018