

## PRODUCT MONOGRAPH

Nuwiq<sup>®</sup>

Antihemophilic Factor (Recombinant, B-Domain deleted)

INN = simoctocog alfa

Powder and solvent for solution for intravenous injection

250 IU FVIII/vial reconstituted with 2.5 mL of solvent  
500 IU FVIII/vial reconstituted with 2.5 mL of solvent  
1000 IU FVIII/vial reconstituted with 2.5 mL of solvent  
2000 IU FVIII/vial reconstituted with 2.5 mL of solvent  
2500 IU FVIII/vial reconstituted with 2.5 mL of solvent  
3000 IU FVIII/vial reconstituted with 2.5 mL of solvent  
4000 IU FVIII/vial reconstituted with 2.5 mL of solvent

ATC code: B02BD02

Manufactured by:

Octapharma AB  
Lars Forssells gata 23  
112 75 Stockholm, SWEDEN

Date of Initial Approval:

October 23, 2014

Date of Revision:

December 14, 2018

Manufactured for:

Octapharma Canada Inc.  
308-214 King St W  
Toronto, Ontario, M5H 3S6, CANADA

Control number: 220537

## Table of Contents

<b>PART I: HEALTH PROFESSIONAL INFORMATION.....</b>	<b>3</b>
SUMMARY PRODUCT INFORMATION .....	3
DESCRIPTION .....	3
INDICATIONS AND CLINICAL USE.....	4
CONTRAINDICATIONS .....	4
WARNINGS AND PRECAUTIONS .....	4
ADVERSE REACTIONS .....	6
DRUG INTERACTIONS.....	<u>87</u>
DOSAGE AND ADMINISTRATION.....	<u>87</u>
OVERDOSAGE .....	<u>1312</u>
ACTION AND CLINICAL PHARMACOLOGY .....	<u>1312</u>
STORAGE AND STABILITY .....	16
SPECIAL HANDLING INSTRUCTIONS .....	17
DOSAGE FORMS, COMPOSITION AND PACKAGING.....	17
<b>PART II: SCIENTIFIC INFORMATION .....</b>	<b>18</b>
PHARMACEUTICAL INFORMATION .....	18
CLINICAL TRIALS.....	19
DETAILED PHARMACOLOGY .....	<u>2827</u>
TOXICOLOGY .....	<u>2928</u>
<b>PART III: CONSUMER INFORMATION.....</b>	<b><u>3332</u></b>
<b>PARTIE III : RENSEIGNEMENTS POUR LE CONSOMMATEUR</b>	<b><u>Error! Bookmark not defined.36</u></b>

**PART I: HEALTH PROFESSIONAL INFORMATION**

**SUMMARY PRODUCT INFORMATION**

**Table 1 Product Information**

Route of administration	Dosage form/strength	Clinically relevant non-medicinal ingredients
Intravenous injection	Powder for intravenous injection with 250 IU/500 IU/1000 IU/ 2000 IU/ 2500 IU/ 3000 IU/ 4000 IU per vial reconstituted in 2.5 mL of solvent	<p>Sucrose, sodium chloride, calcium chloride, arginine hydrochloride, sodium citrate and poloxamer 188, solvent (water for injection)</p> <p>For a complete listing, see DOSAGE FORMS, COMPOSITION AND PACKAGING</p>

IU = International Units

**DESCRIPTION**

Nuwiq® is a recombinant human coagulation factor VIII (rhFVIII) produced by DNA technology in genetically modified human embryonic kidney (HEK) 293F cells with no animal- or human-derived materials added during the manufacturing process or to the final medicinal product. Nuwiq® is expressed as a B-domain deleted form with a linker region that is subsequently cleaved.

As Nuwiq® is produced in human cells, it contains post-translational modifications comparable to human plasma-derived FVIII and is devoid of antigenic Neu5Gc or  $\alpha$ -1,3-Gal epitopes [1]. Additionally, production process of Nuwiq® is completely free of animal-derived proteins, minimizing the potential for hypersensitivity reactions [2].

Nuwiq® is supplied as a white sterile lyophilized powder and solvent for solution for intravenous injection using the provided injection set.

Nuwiq® single-dose vials contain nominally 250, 500, 1000, 2000, 2500, 3000 or 4000 IU of Antihemophilic Factor (Recombinant, B-Domain deleted), simoctocog alfa, reconstituted in 2.5 mL of solvent. The respective nominal concentrations are 100, 200, 400, 800, 1000, 1200 and 1600 IU/mL.

For a list of excipients, see [Table 1](#) ~~Table 1~~.

## INDICATIONS AND CLINICAL USE

Nuwiq<sup>®</sup> is indicated for the treatment and prophylaxis of bleeding in patients of all ages suffering with hemophilia A (congenital factor VIII deficiency).

### **Geriatrics (> 65 years of age)**

No information available.

### **Pediatrics (< 12 years of age)**

The pharmacokinetic (PK) profile, safety and efficacy of Nuwiq<sup>®</sup> in previously treated children aged  $\leq 12$  years have been established. PK data were obtained in 13 children between 2 and 5 years of age and 13 children between 6 and 12 years of age. Efficacy and safety data were obtained in 29 children between 2 and 5 years of age and 30 children between 6 and 12 years of age (see ~~CLINICAL TRIALS~~CLINICAL TRIALS). Half-life ( $T_{1/2}$ ) and incremental *in vivo* recovery (IVR) are slightly lower in children than in adults and clearance is slightly higher (see ACTION AND CLINICAL PHARMACOLOGY). Efficacy in prophylaxis and the treatment of bleeds is comparable between children and adults. Data indicate that Nuwiq<sup>®</sup> is equally efficacious and safe in this population (see ADVERSE REACTIONS).

A study in previously untreated patients (PUPs) assessing the immunogenicity of Nuwiq<sup>®</sup> is ongoing. In the pre-planned interim analysis of this study, eleven (12.9%) of the 85 patients who received Nuwiq<sup>®</sup> and had at least one inhibitor test after exposure day (ED) 1 developed high-titre inhibitors and seven (8.2%) developed low-titre inhibitors.

## CONTRAINDICATIONS

Nuwiq<sup>®</sup> is contraindicated for patients who are hypersensitive to the active substance or to any ingredient in the formulation or component of the container. For a complete listing, see DOSAGE FORMS, COMPOSITION AND PACKAGING.

## WARNINGS AND PRECAUTIONS

### **General**

It is essential to confirm the deficiency of FVIII before starting treatment with Nuwiq<sup>®</sup>.

Nuwiq<sup>®</sup> powder should be reconstituted according to directions and using only the supplied solvent (2.5 mL water for injection) and the supplied injection set to ensure optimal effectiveness and safety. Using contaminated needles or accidental puncture with contaminated needles can result in transmission of infectious viruses, including human immunodeficiency virus (HIV).

Do not use this medicine after the expiry date stated on the label. Do not use the product if signs of deterioration of the tamper-proof packaging, especially of the syringe and/or the vial, are visible.

It is strongly recommended that every time that Nuwiiq<sup>®</sup> is administered to a patient, the name and batch number of the product are recorded in order to maintain a link between the patient and the batch of the product.

### **Inhibitors**

The formation of neutralizing antibodies (inhibitors) to FVIII is a known complication of the management of individuals with hemophilia A. These antibodies inhibit the action of the infused FVIII, which results in insufficient clinical response. Inhibitor development is greatest in previously untreated patients (PUPs) and during the first 20-50 exposure days (EDs). Inhibitors may also develop when switching between different FVIII preparations.

All patients treated with Nuwiiq<sup>®</sup> should be carefully monitored for the development of inhibitors by appropriate clinical observations and laboratory tests (see Monitoring and Laboratory Tests).

In the clinical studies (n=135) conducted with Nuwiiq<sup>®</sup> no inhibitors were detected in previously treated adult or pediatric patients with severe hemophilia A.

A pre-planned interim analysis of an ongoing prospective open-label clinical study assessing the immunogenicity of Nuwiiq<sup>®</sup> in PUPs with severe haemophilia A (<1% FVIII:C) identified that eleven (12.9%) of the 85 patients who received Nuwiiq<sup>®</sup> and had at least one inhibitor test after ED1 developed high-titre inhibitors and seven (8.2%) developed low-titre inhibitors. In total, 18 (21.2%) PUPs developed inhibitors, three of which were transient inhibitors that disappeared during regular Nuwiiq<sup>®</sup> treatment without a change in dose or treatment frequency. Mean times to high-titre and low-titre inhibitor development were 11.0 EDs (range 4–24 EDs) and 11.7 EDs (range 6–25 EDs), respectively.

### **Peri-Operative Considerations**

Nuwiiq<sup>®</sup> is also indicated for the peri-operative treatment of hemophilia A patients. See DOSAGE AND ADMINISTRATION for instructions for prevention of bleeding in case of surgery.

### **Sensitivity/Resistance**

As with any intravenous protein product, allergic-type hypersensitivity reactions are possible. Patients must be closely monitored for any suggestive symptoms throughout the infusion period.

Patients should be informed of the early signs of hypersensitivity reactions, including rash, hives, urticaria, swelling of lips and tongue, difficulty breathing, wheezing, tightness of the chest, dizziness and syncope. These symptoms can constitute an early sign of an anaphylactic shock. Patients should be advised to stop the injection if any of these symptoms arise and contact their physician. Severe symptoms require prompt emergency treatment.

In case of shock, the current medical standards for treatment of shock should be observed.

## **Special Populations**

### **Pregnant and Nursing Women**

Animal reproduction studies have not been conducted with Nuwiq<sup>®</sup> and it has not been used in women. Nuwiq<sup>®</sup> should be used during pregnancy and lactation only if clearly indicated.

### **Monitoring and Laboratory Tests**

In general, all patients treated with FVIII products should be carefully monitored for the development of inhibitors by appropriate clinical observations and laboratory tests. If the expected FVIII activity plasma levels are not attained, or if bleeding is not controlled with an appropriate dose, testing for FVIII inhibitor presence (Bethesda test) should be performed. In patients with high levels of inhibitor, FVIII therapy may not be effective and other therapeutic options, such as immune tolerance induction (ITI), should be considered. Management of such patients should be directed by physicians with experience in the care of hemophilia and FVIII inhibitors.

### **Catheter-related complications**

If a central venous access device (CVAD) is required, risk of CVAD-related complications including local infections, bacteraemia and catheter site thrombosis should be considered.

## **ADVERSE REACTIONS**

### **Adverse Drug Reaction Overview**

Hypersensitivity or allergic reactions (which may include angioedema, burning and stinging at the infusion site, chills, flushing, generalized urticaria, headache, hives, hypotension, lethargy, nausea, restlessness, tachycardia, tightness of the chest, tingling, vomiting, wheezing) have rarely been observed with FVIII preparations and may in some cases progress to severe anaphylaxis (including shock).

### **Clinical Trial Adverse Drug Reactions**

Because clinical trials are conducted under very specific conditions, the adverse drug reaction (ADR) rates observed in clinical trials may not reflect the rates observed in practice and should not be compared to the rates in the clinical trials of another drug. ADR information from clinical trials is useful for identifying drug-related adverse events and for approximating rates.

Across 5 clinical studies in previously treated patients (PTPs), 135 patients received a total of 32,650,787 IU (549,033 IU/kg) of Nuwiq<sup>®</sup> via 16,134 infusions over 15,950 EDs. A total of 8 (6 in adults, 2 in children) ADRs, i.e., those where a relationship to treatment could not be completely excluded, were reported in 5 patients (3 adults, 2 children) in the study population, which included pediatric (2 to 11 years, n = 58), adolescent (12 to 17 years, n = 3) and adult (n = 74) PTPs with severe hemophilia A (see Table 2).

In an interim analysis of the ongoing clinical study with Nuwiq in 90 previously untreated patients (PUPs), a total of 32 ADRs were described in 25 patients.

**Table 2 Frequency of adverse drug reactions (ADRs) in clinical trials**

MedDRA Standard System Organ Class	Adverse reactions	Frequency*
Blood and lymphatic system disorders	Haemorrhagic anaemia† Factor VIII inhibition ††	Uncommon Common
Immune system disorders	Hypersensitivity†	Uncommon
Nervous system disorders	Paraesthesia Headache†	Uncommon
Ear and labyrinth disorders	Vertigo	Uncommon
Gastrointestinal disorders	Dry mouth	Uncommon
Skin and subcutaneous tissue disorders	Rash† Urticaria†	Common Uncommon
Musculoskeletal and connective tissue disorders	Back pain†	Uncommon
General disorders and administration site conditions	Pyrexia† Injection site inflammation Injection site pain	Common Uncommon
Investigations	Non-neutralising antibody positive (in PTPs)	Uncommon

\*Calculated as patients with ADR per total number of 225 trial patients, of which 135 previously treated patients (PTPs) and 90 previously untreated patients (PUPs). Uncommon = frequency  $\geq 1/1,000$  -  $< 1/100$ ; Common = frequency  $\geq 1/100$  -  $< 1/10$ ; Very common: frequency  $\geq 1/10$ .

† ADR in pediatric patients.

†† In an ongoing PUP study, eleven subjects developed high-titre inhibitors and seven subjects low-titre inhibitors. In total, an ADR for inhibitor development was reported in 18 subjects. Three low-titre inhibitors were transient inhibitors that disappeared during regular Nuwiq® treatment without a change in dose or treatment frequency.

ADR = Adverse drug reaction; MedDRA = Medical dictionary for regulatory activities

A non-neutralizing anti-FVIII antibody was detected in one adult previously treated patient (PTP) at completion visit. The sample was tested by the central laboratory at eight dilutions. The result was positive only for undiluted sample and the antibody titre was very low. Inhibitory activity, as measured by the modified Bethesda assay, was not detected in this patient. Clinical efficacy and IVR of Nuwiq® were not affected in this patient. No FVIII inhibitors in PTPs were observed.

### **Abnormal Hematologic and Clinical Chemistry Findings**

Standard clinical laboratory evaluations were performed in all the studies. There were no particular issues raised for any laboratory parameters in any of the studies.

## **Post-Market Adverse Drug Reactions**

Not applicable.

## **DRUG INTERACTIONS**

None known.

## **DOSAGE AND ADMINISTRATION**

### **Dosing Considerations**

Each vial of Nuwiiq<sup>®</sup> is labelled with the rhFVIII activity expressed in IU per vial. This potency is assigned using the one-stage clotting assay.

The dosage and duration of the substitution therapy depend on the severity of the FVIII deficiency, on the location and extent of the bleeding, and on the patient's clinical condition.

The number of units of FVIII administered is expressed in IU, which are related to the current WHO international standard for FVIII products. FVIII activity in plasma is expressed either as a percentage (relative to normal human plasma) or in IUs (relative to an international standard for FVIII in plasma).

One IU of FVIII activity is equivalent to the quantity of FVIII in one mL of normal human plasma. The calculation of the required dosage of FVIII is based on the empirical finding that 1 IU FVIII per kg body weight raises the plasma FVIII activity by approximately 2% of normal activity or 2 IU/dL. The required dosage is determined using the following formula:

$$\begin{aligned} \text{Required IU} &= \text{body weight (kg)} \times \text{desired FVIII rise (\%)} \text{ (IU/dL)} \times 0.5 \text{ (IU/kg per IU/dL)} \\ \text{Expected FVIII rise (\% of normal)} &= \frac{2 \times \text{administered IU}}{\text{body weight (kg)}} \end{aligned}$$

The amount and frequency of administration should always be adjusted according to the clinical effectiveness in the individual patient.

Under certain circumstances (e.g., in the presence of a low titre inhibitor) doses larger than those recommended may be necessary.

Study GENA-03, conducted in 59 patients aged  $\leq 12$  years, did not identify any special dosage requirements for children.

After 24 to 48 hours of treatment, in order to avoid an excessive rise in FVIII coagulation activity (FVIII:C), reduced doses and/or prolonged dosing intervals should be considered.

### **Recommended Dose and Dosage Adjustment**

Treatment should be initiated under the supervision of a physician experienced in the treatment of hemophilia.



In the case of the following hemorrhagic events, the FVIII activity should not fall below the given plasma activity level (as % of normal or IU/dL) in the corresponding period. Based on the PK data from Nuwiq® studies, monitoring of plasma FVIII can be done using either the chromogenic or the one-stage assay (see ACTION AND CLINICAL PHARMACOLOGY - Pharmacokinetics).

[Table 3](#) can be used to guide dosing for hemorrhages and surgery.

**Table 3 Dosing recommendations**

<b>Treatment / Control of Bleeding Episodes</b>		
<b>Degree of hemorrhage</b>	<b>FVIII level required (%)</b>	<b>Frequency of doses (hours) / Duration of therapy (days)</b>
<b>Minor:</b> Early hemarthrosis, muscle bleeding or oral bleeding	20–40	Repeat every 12 to 24 hours. At least 1 day, until the bleeding episode, as indicated by pain is resolved or healing is achieved.
<b>Moderate to Major:</b> More extensive hemarthrosis, muscle bleeding or hematoma	30–60	Repeat infusion every 12 to 24 hours for 3–4 days or more until pain and disability are resolved.
<b>Life-threatening:</b> Hemorrhages, such as intracranial, intra-abdominal, gastro-intestinal or intrathoracic bleeds	60–100	Repeat infusion every 8 to 24 hours until threat is resolved.
<b>Perioperative Management</b>		
<b>Type of surgical procedure</b>		
Minor (including tooth extraction)	30–60	Every 24 hours, at least 1 day, until healing is achieved.
Major	80–100 (pre- and post-operative)	Repeat infusion every 8 to 24 hours until adequate wound healing, then therapy for at least another 7 days to maintain a FVIII activity of 30% to 60% (IU/dL).

### **Prophylaxis**

FVIII products may also be administered on a regular schedule for prophylaxis of bleeding [3,4]. For long-term prophylaxis against bleeding in patients with severe hemophilia A, the recommended dose is 30 to 40 IU of FVIII/kg every other day. In children, the recommended dose for a regular prophylaxis schedule is 30 to 40 IU of FVIII/kg every other day or 3 times per week. Exact dosing should be defined by the patient's clinical status and response.

## **Immune Tolerance**

FVIII products have been administered to patients on a high-dose schedule in order to induce immune tolerance to FVIII, which results in disappearance of the inhibitor activity. There is currently no consensus among treating physicians as to the optimal treatment schedule.

Collection of data on ITI with Nuwiiq<sup>®</sup> in patients with inhibitors is ongoing in a study with PUPs.

## **Missed Dose**

If a patient on prophylactic treatment misses a dose, the missed dose should be taken as soon as possible, and then treatment should continue as before. If a dose is skipped, the next dose should not be doubled.

In the unlikely event that a patient who is actively bleeding misses a dose, it may be appropriate to adjust the next dosage depending on the extent of the bleeding and on the patient's clinical condition.

## **Administration**

The product should be administered via the intravenous route at a rate of 4 mL per minute.

## **Reconstitution**

Nuwiiq<sup>®</sup> is available in 250/500/1000/2000/2500/3000/4000 IU simoctocog alfa vial strengths. All strengths should be reconstituted with the provided solvent (2.5 mL of sterile water for injection) using the supplied sterile transfer device, which results in the concentrations shown in [Table 4](#). Reconstituted solution should be used within 3 hours.

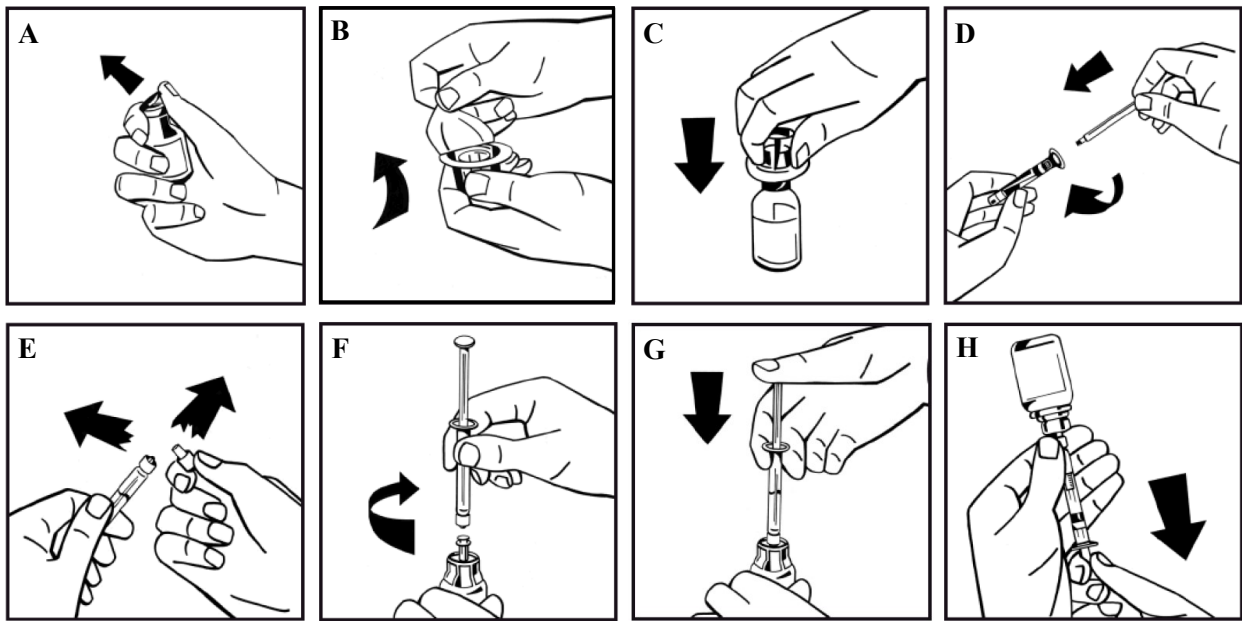
**Table 4**      **Volume and concentrations**

<b>Vial strength (IU)</b>	<b>Volume of solvent to be added to vial (mL)</b>	<b>Approximate available volume (mL)</b>	<b>Nominal concentration per mL (IU)</b>
250	2.5	2.5	100
500	2.5	2.5	200
1000	2.5	2.5	400
2000	2.5	2.5	800
2500	2.5	2.5	1000
3000	2.5	2.5	1200
4000	2.5	2.5	1600

IU = International Units

## **Instructions for Reconstitution**

1. Allow the solvent (water for injection) in the syringe and the concentrate in the closed vial to reach room temperature. This temperature should be maintained during reconstitution.
2. Remove the plastic flip-top cap from the concentrate vial to expose the central portions of the rubber stopper. Do not remove the gray stopper or metal ring around the top of the vial (Figure A)
3. Wipe the top of the vial with an alcohol swab (not provided). Allow the alcohol to dry.
4. Peel back the paper cover from the vial adapter package. Do not remove the adapter from the package (Figure B).
5. Place the concentrate vial on an even surface and hold it. Take the adapter package and place the vial adapter over the centre of the rubber stopper of the concentrate vial. Press down firmly the adapter package until the adapter spike penetrates the rubber stopper. The adapter snaps to the vial when done (Figure C).
6. Peel back the paper cover from the prefilled syringe package. Take the plunger rod at the end and avoid contact with the shaft. Attach the threaded end of the plunger rod to the solvent syringe plunger. Turn the plunger rod clockwise until a slight resistance is felt (Figure D).
7. Break off the tamper-proof plastic tip from the solvent syringe by snapping the perforation of the cap. Do not touch the inside of the cap or the syringe tip (Figure E).
8. Remove the adapter package and discard.
9. Firmly connect the solvent syringe to the vial adapter by turning clockwise until resistance is felt (Figure F).
10. Slowly inject all solvent into the concentrate vial by pressing down the plunger rod (Figure G).
11. Without removing the syringe, dissolve the concentrate powder by gently moving or swirling the vial in circles a few times. **DO NOT SHAKE**. Wait until all the powder dissolves completely.
12. Inspect the final solution for particles before administration. The solution should be clear and colourless, practically free from visible particles. Do not use solutions that are cloudy or have deposits.
13. Turn the vial attached to the syringe upside down, and slowly draw the final solution into the syringe. Make sure that the entire content of the vial is transferred to the syringe (Figure H).
14. Detach the filled syringe from the vial adapter by turning counter clockwise and discard the empty vial.



Nuwiq<sup>®</sup> should be administered using the pre-filled solvent syringe as provided with your product.

If more than one vial of Nuwiq<sup>®</sup> is used per injection, each vial should be dissolved according to the instructions in this section.

A separate large sterile luer lock syringe may be used to collect the dissolved contents of each vial for infusion.

The reconstituted solution should always be transferred under aseptic conditions from the vial to the syringe using the vial adapter. The empty syringe should be removed leaving the vial adapter in place. Do not detach the solvent syringes or the large luer lock syringe until you are ready to attach the large luer lock syringe to the next vial adapter or to the infusion set.

The solution is now prepared for immediate use or within 3 hours after reconstitution. In case the solution is not used immediately close the filled syringe with the tamper-proof plastic tip for storage. Do not refrigerate the solution after reconstitution.

### Instructions for Injection

As a precautionary measure, the patients pulse rate should be measured before and during the injection. If a marked increase in the pulse rate occurs the injection rate must be reduced or the administration must be interrupted.

1. Clean the chosen injection site with an alcohol swab (not provided).
2. Attach the provided infusion set to the syringe. Insert the needle of the infusion set into the chosen vein. If you have used a tourniquet to make the vein easier to see, this tourniquet should be released before you start injecting the solution. No blood must flow into the syringe due to the risk of formation of fibrin clots.

3. Inject the solution into the vein at a rate of 4 mL per minute.
4. After the infusion, remove the peel-off label containing the batch number from the factor concentrate vial and place it in your factor log book.

## **OVERDOSAGE**

No case of overdose has been reported.

For management of a suspected drug overdose, contact your regional Poison Control Centre.

## **ACTION AND CLINICAL PHARMACOLOGY**

### **Mechanism of Action**

Nuwiq<sup>®</sup> contains the active substance Antihemophilic Factor (Recombinant, B-Domain deleted), simoctocog alfa. In human plasma, FVIII circulates as part of a protein complex with coagulant activity; FVIII is non-covalently bound to a larger carrier protein, von Willebrand Factor (VWF). Activated FVIII is involved in the intrinsic pathway of blood coagulation, functioning as the co-factor for the factor IXa (FIXa)-mediated activation of FX. Patients with hemophilia A are deficient in FVIII, and are therefore predisposed to episodes of recurrent bleeding.

Nuwiq<sup>®</sup> does not contain VWF and should not be used to treat von Willebrand disease.

### **Pharmacodynamics**

The pharmacodynamic effects of recombinant human FVIII administered as a pharmaceutical product are the same as those of the endogenous coagulation FVIII.

When infused into a hemophilia patient, FVIII binds to VWF in the patient's circulation. Activated FVIII (FVIIIa) acts as a cofactor for FIXa, accelerating the conversion of FX to activated FX (FXa). FXa converts prothrombin into thrombin. Thrombin then converts fibrinogen into fibrin and a clot can be formed.

Hemophilia A is a sex-linked hereditary disorder of blood coagulation due to decreased levels of FVIII and results in profuse bleeding into joints, muscles or internal organs, either spontaneously or as a result of accidental or surgical trauma. With replacement therapy, the plasma levels of FVIII are increased, thereby enabling a temporary correction of the FVIII deficiency and correction of the bleeding.

### **Pharmacokinetics**

A total of 22 PTPs (20 adults and 2 adolescents) were included in the pivotal clinical study GENA-01 that investigated pharmacokinetics of Nuwiq<sup>®</sup> as a primary outcome ([Table 5](#) ~~Table 5~~).

The PK results presented in the tables below were obtained after a PK (nominal) dose of 50 IU/kg. Plasma samples were analyzed in a central laboratory using the chromogenic and

the one stage clotting assay for FVIII determination. Additional PK analysis after 6 months of prophylactic treatment yielded comparable results.

**Table 5 PK parameters for Nuwiq® obtained with the one-stage clotting assay in PTPs with severe hemophilia A**

Study Population	Adolescents and Adults	Adolescents and Adults	Pediatric
	Initial Assessment (n = 22)	6-Month Assessment (n = 21)	Initial Assessment (n = 26)
PK parameter	Mean ± SD Median (range)	Mean ± SD Median (range)	Mean ± SD Median (range)
AUC (h·IU/mL)	17.95 ± 5.57 17.37 (7.52–29.76)	16.86 ± 6.12 16.86 (5.63–29.34)	10.92 ± 3.80 11.11 (4.44–20.47)
AUC <sub>norm</sub> (h·IU/mL/(IU/kg))	0.37 ± 0.11 0.35 (0.17–0.64)	0.34 ± 0.11 0.34 (0.13–0.57)	0.24 ± 0.08 0.25 (0.10–0.45)
C <sub>maxnorm</sub> (IU/mL/(IU/kg))	0.022 ± 0.003 0.021 (0.017–0.028)	0.021 ± 0.003 0.021 (0.015–0.027)	0.017 ± 0.003 0.017 (0.011–0.023)
T <sub>1/2</sub> (h)	17.05 ± 11.23 13.66 (11.06–64.75)	14.05 ± 4.70 12.89 (7.35–27.83)	12.50 ± 4.17 12.15 (4.68–22.38)
IVR (%/IU/kg)	2.14 ± 0.27 2.13 (1.71–2.79)	2.05 ± 0.31 1.99 (1.51–2.68)	1.61 ± 0.29 1.60 (1.05–2.24)
MRT (h)	22.47 ± 14.19 18.12 (12.09–81.35)	18.82 ± 6.83 17.70 (9.19–38.54)	15.82 ± 5.51 14.99 (5.86–31.16)
CL (mL/h/kg)	2.96 ± 0.97 2.86 (1.56–6.01)	3.39 ± 1.42 2.91 (1.75–7.62)	4.73 ± 1.87 4.07 (2.21–9.80)
V <sub>ss</sub> (mL/kg)	59.75 ± 19.76 54.55 (42.24–126.64)	56.90 ± 9.07 53.88 (42.75–71.63)	67.18 ± 13.27 64.31 (45.58–98.33)

AUC = Area under the curve (FVIII:C); AUC<sub>norm</sub> = AUC divided by the dose; C<sub>maxnorm</sub> = Maximal plasma concentration divided by the dose; CL = Clearance; FVIII:C = FVIII coagulation activity; IVR = Incremental *in vivo* recovery; MRT = Mean residence time; PK = Pharmacokinetics; SD = Standard deviation; T<sub>1/2</sub> = Terminal half-life; V<sub>ss</sub> = Volume of distribution at steady state

### Absorption

See ~~Table 5~~ [Table 5](#) for information on IVR, area under the curve (AUC), and volume of distribution at steady state (V<sub>ss</sub>).

### Distribution

Infused FVIII binds to endogenous von Willebrand factor in the patient's circulation and is distributed mainly in the intravascular compartment [5].

### Metabolism

Not applicable.

### **Excretion**

In a non-bleeding state, FVIII is cleared by low-density lipoprotein receptor-related protein (LRP) and low-density lipoprotein receptor (LDLR) [6]. In cases of bleeding or surgery, consumption of FVIII occurs at the bleeding site.

### **Special Populations and Conditions**

The PK of pediatric patients is presented in [Table 6](#)~~Table-6~~ (6 to 12 years and 2 to 5 years). As known from the literature, IVR and  $T_{1/2}$  were lower in young children than in adults and clearance higher, which may be due in part to the known higher plasma volume per kilogram body weight in younger patients [7,8,9]. Additional IVR analysis after 6 months of prophylactic treatment yielded comparable results.

Higher doses and dosing frequency may be considered in younger patients; however, no marked differences in PK parameters have been observed between patients aged 2 to 5 years and those aged 6 to 12 years.

**Table 6 PK parameters for Nuwiq<sup>®</sup> obtained with the one-stage clotting assay in previously treated children with severe hemophilia A by age group**

Age group	2 - 5 years (n = 13)	6 - 12 years (n = 13)
PK parameter	Mean ± SD Median (range)	Mean ± SD Median (range)
AUC (h·IU/mL)	10.07 ± 4.60 8.38 (4.44–20.47)	11.77 ± 2.72 11.51 (7.47–17.91)
AUC <sub>norm</sub> (h·IU/mL/(IU/kg))	0.22 ± 0.10 0.19 (0.10–0.45)	0.26 ± 0.06 0.25 (0.17–0.40)
C <sub>maxnorm</sub> (IU/mL/(IU/kg))	0.016 ± 0.002 0.017 (0.012–0.019)	0.017 ± 0.004 0.017 (0.011–0.023)
T <sub>1/2</sub> (h)	11.91 ± 5.36 10.09 (4.68–22.38)	13.08 ± 2.59 12.80 (8.74–16.13)
IVR (%/IU/kg)	1.57 ± 0.17 1.60 (1.22–1.87)	1.64 ± 0.38 1.58 (1.05–2.24)
MRT (h)	15.11 ± 7.35 12.19 (5.86–31.16)	16.53 ± 2.87 15.74 (12.65–21.06)
CL (mL/h/kg)	5.41 ± 2.32 5.40 (2.21–9.80)	4.05 ± 0.92 3.93 (2.52–6.05)
V <sub>ss</sub> (mL/kg)	68.29 ± 10.42 66.90 (55.09–85.81)	66.07 ± 15.99 59.46 (45.58–98.33)

AUC = Area under the curve (FVIII:C); AUC<sub>norm</sub> = AUC divided by the dose; C<sub>maxnorm</sub> = Maximal plasma concentration divided by the dose; CL = Clearance; FVIII:C = FVIII coagulation activity; IVR = Incremental *in vivo* recovery; MRT = Mean residence time; PK = Pharmacokinetics; SD = Standard deviation; T<sub>1/2</sub> = Terminal half-life; V<sub>ss</sub> = Volume of distribution at steady state

## STORAGE AND STABILITY

Store Nuwiq<sup>®</sup> and solvent in a refrigerator at +2°C to +8°C until the indicated expiry date. Nuwiq<sup>®</sup> may be stored at room temperature (up to 25°C) for up to one month not to exceed the expiration date. Once the product has been taken out of the refrigerator it must not be returned to the refrigerator. Please record the beginning of storage at room temperature on the product carton. Keep the vial in the outer carton in order to protect from light.

The powder should be reconstituted only directly before injection. The reconstituted solution should be used on one occasion only. Use the reconstituted solution immediately or within 3 hours after reconstitution. Keep the reconstituted solution at room temperature. Do not refrigerate after reconstitution. Any solution remaining should be discarded.



## **Incompatibilities**

In the absence of compatibility studies, Nuwiq<sup>®</sup> must not be mixed with other medicinal products.

## **Special Precautions for Storage**

Do not freeze. Keep the vial in the outer carton in order to protect from light. Keep out of the sight and reach of children.

## **SPECIAL HANDLING INSTRUCTIONS**

Do not use after the expiry date given on the label.

The freeze-dried powder should only be reconstituted with the supplied solvent (2.5 mL water for injection) using the supplied injection set. The vial should be gently rotated until all powder is dissolved. After reconstitution, the solution should be drawn back into the syringe. **Reconstituted medicinal product should be inspected visually for particulate matter and discoloration prior to administration.** The solution should be clear and colourless. Do not use solutions that are cloudy or have deposits. Any unused product or waste material should be disposed of in accordance with local requirements.

## **DOSAGE FORMS, COMPOSITION AND PACKAGING**

### **Nature and Contents of Container**

Nuwiq<sup>®</sup> drug product comprises powder and solvent for solution for injection.

The Nuwiq<sup>®</sup> drug product is filled and lyophilized in 8 mL colourless glass vials of type 1 standard (Ph. Eur.). The vials are closed with coated bromobutyl stoppers (Ph. Eur.) and sealed with aluminium flip-off caps, which have no immediate contact with Nuwiq<sup>®</sup>.

The solvent for reconstitution of the drug product, 2.5 mL sterilized water for injection, is provided in pre-filled syringes.

### **Package strengths**

Nuwiq<sup>®</sup> 250/500/1000/2000/2500/3000/4000 IU in 2.5 mL

1 package contains:

- 1 vial with 250/500/1000/2000/2500/3000/4000 IU simoctocog alfa (powder)
- 1 pre-filled syringe with 2.5 mL sterilized water for injection
- 1 vial adapter
- 1 butterfly needle

## PART II: SCIENTIFIC INFORMATION

### PHARMACEUTICAL INFORMATION

#### Drug Substance

Proper name:	Antihemophilic Factor (Recombinant, B-Domain deleted)
Chemical name:	simoctocog alfa
Molecular formula and molecular mass:	1440 amino acids with an approximate molecular mass of 170 kDa
Structural formula:	not applicable

#### Product Characteristics

Nuwiq<sup>®</sup> (Antihemophilic Factor [Recombinant], simoctocog alfa) is a glycoprotein with an approximate molecular mass of 170 kDa, comprising the FVIII domains A1-A2 + A3-C1-C2 whereas the B-domain, present in the full-length plasma-derived FVIII, has been deleted. The purified protein consists of 1440 amino acids. The amino acid sequence is comparable to the 90 + 80 kDa form of human plasma FVIII (i.e., B-domain deleted [BDD]). It has been shown that Nuwiq<sup>®</sup> is fully sulfated at Tyr1680 which is important for the binding of FVIII to von Willebrand factor [1,2,10].

FVIII is involved in the intrinsic pathway of blood coagulation, functioning as the cofactor for the factor IXa-mediated activation of factor X. In human plasma, FVIII is noncovalently bound to a larger carrier protein (von Willebrand factor). Patients with hemophilia A are deficient in FVIII, and are therefore predisposed to episodes of recurrent bleeding. In plasma, FVIII is present as a heterodimer, consisting of a light chain (domains A3, C1 and C2), and a heavy chain (domains A1, A2 and B). As the B-domain is dispensable for FVIII coagulation activity, patients with hemophilia A can be successfully treated with BDD FVIII concentrates.

Nuwiq<sup>®</sup> is a fourth-generation recombinant FVIII concentrate that is BDD and contains only those elements directly involved in the function of the molecule in the coagulation cascade. Nuwiq<sup>®</sup> is produced by recombinant DNA technology in genetically modified HEK 293F cells. No animal- or human-derived materials are added during the manufacturing process or to the final medicinal product, making it inherently free from blood-borne pathogens.

The harvested product is concentrated and purified by a series of chromatography steps, which also include solvent/detergent treatment for virus inactivation/removal. Moreover, the reduced molecular size of the BDD rhFVIII molecule – in comparison to full-length FVIII – allowed the introduction of nanofiltration as a second virus reduction step within the active substance purification process, which improves product safety significantly.

Post-translational modifications of Nuwiq<sup>®</sup> are similar to endogenous human coagulation FVIII of healthy subjects, and thus antigenic carbohydrate epitopes, as described for recombinant FVIII expressed in hamster cell lines, are not present [1]. The characterization studies examining protein structure and function showed that Nuwiq<sup>®</sup> has similar structure and function as plasma-derived FVIII and other recombinant FVIII products.

### **Viral Inactivation**

Nuwiq<sup>®</sup> is produced in a human cell line that has been demonstrated to be free of any endogenous or infectious viruses. The purification process of Nuwiq<sup>®</sup> includes two specific steps for virus inactivation/removal. Chemical S/D treatment with a solvent, tri-(n-butyl)-phosphate (TNBP), and a detergent, Triton X-100 (Octoxynol), is included for inactivation of enveloped viruses and nanofiltration is included for removal of non-enveloped viruses. In addition, further clearance of potentially present viruses can be expected from the purification process itself, however the clearance capacity of these steps has not been formally evaluated.

## **CLINICAL TRIALS**

### **Efficacy and Safety Studies**

Efficacy and safety of Nuwiq<sup>®</sup> were assessed in three pivotal multicentre, multinational studies (GENA-01, GENA-08 and GENA-03) in PTPs. GENA-03 was a pediatric study in children aged 2 to 12 years. All these studies assessed the efficacy of Nuwiq<sup>®</sup> in on-demand/breakthrough bleeding and surgical prophylaxis, and all studies except GENA-01 assessed efficacy in prophylaxis. Furthermore, the immunogenicity of Nuwiq<sup>®</sup> is being assessed in the multicentre, multinational GENA-05 study in PUPs, with results available from a pre-planned interim analysis.

### **Study Demographics and Trial Design**

A summary of the Nuwiq<sup>®</sup> study demographics and trial design is presented in [Table 7](#)~~Table 7~~.

**Table 7 Summary of study demographics and trial design**

Primary objective	Design	Dose and duration	Patients Sex Race	Age [years] Mean (range)
<b>GENA-01</b>				
To determine the PK of Nuwiq® in terms of the FVIII:C and to compare it with a licensed full length rFVIII concentrate in PTPs with severe hemophilia A	Prospective, randomized, actively controlled, cross-over, open-label, multi-centre  Phase II	<p><b>Dosing</b>  <b>PK and IVR:</b> 50 IU/kg</p> <p><b>Treatment of BEs:</b>  <i>Minor BEs:</i>            20–30 IU FVIII/kg every 12–24 h until BE resolution  <i>Moderate to major BEs:</i>            30–40 IU FVIII/kg every 12–24 h until BE resolution  <i>Major to life threatening BEs:</i>            Initial dose of 50–60 IU FVIII/kg and then a dose of 20–25 IU FVIII/kg every 8–12 h until BE resolution</p> <p><b>Surgical prophylaxis:</b>  <i>Minor surgeries, including tooth extractions:</i>            25–30 IU FVIII/kg within 3 h prior to surgery to target peak level of ~50–60% repeated every 12–24 h until complete healing. Trough level ~30%  <i>Major surgeries:</i>            50 IU FVIII/kg within 3 h prior to surgery to target peak level of ~100%, repeated if necessary after 6–12 h initially and for ≥6 days until complete healing. Trough levels ~50%</p> <p><b>Duration</b>            ≥6 months and ≥50 EDs (the study was clinically completed by end of September 2012 regardless of the number of EDs)</p>	22 male PTPs with severe hemophilia A  18 White 3 Black or African American 1 American Indian or Alaska Native	39.6 (12–65)  (includes 2 adolescents aged 12 and 14 years)

Primary objective	Design	Dose and duration	Patients Sex Race	Age [years] Mean (range)
<b>GENA-08</b>				
To determine in PTPs with severe hemophilia A the efficacy of Nuwiq® during prophylactic treatment, in the treatment of BEs and in surgical prophylaxis	Prospective, open-label, international, multi-centre  Phase III	<p><b>Dosing</b> <b>IVR:</b> As in GENA-01</p> <p><b>Prophylactic treatment:</b> 30–40 IU FVIII/kg every other day. Two dose escalations of +5 IU/kg each allowed in case of an inadequate response (<math>\geq 2</math> spontaneous BEs during 1 month)</p> <p><b>Treatment of BEs:</b> As in GENA-01</p> <p><b>Surgical prophylaxis:</b> As in GENA-01</p> <p><b>Duration</b> <math>\geq 50</math> EDs and <math>\geq 6</math> months</p>	<p>32 male PTPs with severe hemophilia A</p> <p>29 White 3 Asian</p>	37.3 (18–75)
<b>GENA-03</b>				
To assess clinical efficacy of Nuwiq® in terms of prevention and treatment of (breakthrough) BEs	Prospective, non-controlled, open label, multinational, multi-centre  Phase III	<p><b>Dosing</b> <b>PK and IVR:</b> As in GENA-01, in comparison to previously given FVIII product (in 50% of patients)</p> <p><b>Prophylactic treatment:</b> 30–40 IU FVIII/kg every other day or 3 times weekly. Two dose escalations of +5 IU/kg each allowed in case of an inadequate response (<math>\geq 2</math> spontaneous BEs during 1 month)</p> <p><b>Treatment of BEs:</b> As in GENA-01</p> <p><b>Surgical prophylaxis:</b> As in GENA-01</p> <p><b>Duration</b> <math>\geq 50</math> EDs and <math>\geq 6</math> months</p>	<p>59 male PTPs with severe hemophilia A</p> <p>(PK analysis: 2–5 years n=13 6–12 years n= 13; Efficacy/safety: 2–5 years n=29 6–12 years n=30)</p> <p>59 White</p>	6.1 (2–12)

Primary objective	Design	Dose and duration	Patients Sex Race	Age [years] Mean (range)
<b>GENA-05</b>				
To investigate the immunogenicity of Nuwiq® in 100 previously untreated patients (PUPs) suffering from severe hemophilia A (FVIII:C < 1%)	Prospective, multicentre, multinational, open-label, non-controlled  Phase III	<p><b>Dosing</b></p> <p>Prophylactic treatment was recommended.</p> <p><b>Prophylaxis:</b> 20–50 IU FVIII/kg every other day, or once weekly followed by twice and three times weekly</p> <p><b>Treatment of BEs:</b> <i>Minor BEs:</i> 20–30 IU FVIII/kg to achieve an intended target peak level of about 40% to 60%, repeated every 8–24 h until BE resolution <i>Moderate to major BEs:</i> 30–40 IU FVIII/kg to achieve an intended target peak level of about 60% to 80%, repeated every 6–24 h until BE resolution <i>Major to life threatening BEs:</i> Initial dose of 40–60 IU FVIII/kg to achieve an intended target peak level of about 100% to 120%. Repeat dose of 20-50 IU FVIII/kg repeated every 6–12 h until BE resolution</p> <p><b>Surgical prophylaxis:</b> <i>Minor surgeries, including tooth extractions:</i> 25–30 IU FVIII/kg within 3 h prior to surgery to target peak level of &gt;30% repeated every 12–24 h if needed. Trough level ≥ 30% <i>Major surgeries:</i> 40-60 IU FVIII/kg within 3 h prior to surgery to target peak level of ~100%, repeated if necessary after 6–12 h initially and for at least 6 to 14 days until complete healing and recurrence to prophylactic treatment is possible. Trough levels &gt;50%</p> <p><b>IVR (optional):</b> 40 IU/kg</p> <p><b>ITI):</b> <i>Low responders (&lt;5 BU)</i> 50-100 IU FVIII/kg BW daily or every second day <i>High responders (≥5 BU)</i> 100-150 IU FVIII/kg BW every 12 hours. Upon ITI success, a continuous reduction of about 10% of the initial ITI dosage was to be initiated, until the patient had reached a prophylactic treatment regimen of 30-50 IU FVIII/kg BW every other day. Any other ITI approach was possible.</p> <p><b>Duration</b> 100 EDs, for a max. 5 years from screening ITI: max. 36 months</p>	Planned 100 male PUPs with severe hemophilia A  In the interim analysis: 95 enrolled, 90 treated with Nuwiq®, of which 85 had at least one inhibitor test after ED1	1.7 (0–12.2) (in the interim analysis)

AUC = Area under the concentration curve; BE = Bleeding episode; ED = Exposure day; FVIII:C = Factor VIII coagulation activity; IVR = *In vivo* recovery; PK = Pharmacokinetic; PTP = Previously treated patient; ITI=immune tolerance induction; BU Bethesda unit

## Previously Treated Adolescent and Adult Patients

### Prophylaxis

In the pivotal study GENA-08, 32 patients received Nuwiq<sup>®</sup> prophylaxis. Of the 32 subjects, 24 had at least 50 EDs and were followed for at least 6 months. Thirty-one subjects accumulated more than 50 EDs and the same 31 subjects stayed in the study for at least 176 days. The mean prophylactic dose was 32.8 IU/kg and was administered every other day. In the pivotal study, 50% of patients experienced no bleeding. The overall efficacy of prophylactic treatment was evaluated based on the rate of bleeding episodes (BEs) ([Table 8](#)).

**Table 8 Annualized rates of BEs at the end of the pivotal study**

	<b>GENA-08 (n = 32 subjects) 36 BEs</b>
Spontaneous BEs	0 (0 – 8.6)
Traumatic BEs	0 (0 – 8.3)
All BEs	0.90 (0 – 14.7)

Data are median, range.  
BE = Bleeding episode

### Treatment of Bleeding Episodes

Efficacy of Nuwiq<sup>®</sup> in the on-demand treatment of BEs was assessed in 22 adult and adolescent PTPs with severe hemophilia A (study GENA-01). Of the 22 subjects, 17 of these had at least 50 exposure days. All patients had at least 150 previous EDs to a FVIII concentrate.

A total of 986 BEs was treated with Nuwiq<sup>®</sup> in this study. In total, 416 (42.2%) were minor, 566 (57.4%) were moderate to major and 3 (0.3%) were major to life-threatening. The severity for one BE was unknown. The mean on-demand treatment dose was 32.3 IU/kg. The median (range) number of infusions required to stop a BE was 1.0 (range 1–13). The mean duration of treatment of BEs overall was 1.1 days.

The overall efficacy of on-demand treatment was evaluated based on criteria including improvement of objective signs of bleeding, number of infusions required to control the bleeding, and the time until bleeding improvement. The proportion of BEs with successful treatment (rated as “good” or “excellent”) was 94.4% (931/986 BEs). The rate of BEs successfully treated with just 1 or 2 infusions was 96.8% (954/986 BEs)

The efficacy of Nuwiq® in the treatment of breakthrough BEs during prophylaxis was assessed in a total of 32 previously treated adults with severe hemophilia A (GENA-08).

These patients experienced a total of 30 BEs which were treated with Nuwiq®. Efficacy was rated excellent or good in 100% of these patients

Of the 30 BEs, 88.9% were treated with one or two infusions. The mean dose of Nuwiq® per infusion for the treatment of breakthrough BEs was 33.3 IU/kg.

A summary of the 2 adult studies in which efficacy of Nuwiq® in the treatment of BEs was assessed is shown in [Table 9](#).

**Table 9 Efficacy of Nuwiq® in the treatment of bleeding episodes, number of infusions used to treat BEs and doses per infusion in clinical studies GENA-01 and GENA-08**

<b>Efficacy rating</b>	<b>GENA-01 (n = 22 subjects)</b>	<b>GENA-08 (n = 32 subjects)</b>
Number of BEs	997	44
Number of treated BEs	986	30
Any BE (N)	986	28*
Excellent	60.3	71.4
Good	34.1	28.6
Moderate	5.5	–
None	–	–
Number of infusions Median (range)	1.0 (1-13)	1.0 (1-12)
Dose per infusion (IU/kg) Mean ± SD (range)	32.3 ± 10.6 (7-61)	33.3 ± 6.7 (20-53)

Efficacy rating data are percentages.

\* For 2 BEs, no efficacy assessments were available.

BE = bleeding episode; N = number of BEs.

### Surgical Prophylaxis

Across the 2 studies with adults and adolescents, the efficacy of Nuwiq® as surgical prophylaxis was assessed in a total of 7 surgical procedures in 7 adult patients with severe hemophilia A; 5 procedures were classed as major ([Table 10](#)). Efficacy was assessed as excellent in 6 (85.7 %) and moderate in one (14.3%) surgery.



**Table 10 Description of major surgical procedures in clinical studies with adults and adolescents**

Study Patient	Description of surgery	Difference between actual and expected average blood loss (mL)	Number of infusions	Total dose (IU/kg)	Overall efficacy rating (surgeon/hematologist)
<b>GENA-01</b>					
010601	Revision of right total knee	0	15	746.88	Excellent / Excellent
<b>GENA-08</b>					
080302	Joint arthroscopy	50	25	1028.74	Moderate/ Moderate
081402	Bilateral ankle joint arthroscopic debridements	-20	9	320.92	Excellent / Excellent
081501	Total hip replacement	-500	16	480.39	Excellent / Excellent
081701	Cholecystectomy and liver biopsy	N/A	5	183.33	Excellent / Excellent

IU = International unit; N/A = Not available

### Safety

FVIII inhibitors were not detected in any patients in any of the studies. Adverse events were largely what would be expected in a patient population with hemophilia A. See Clinical Trial Adverse Drug Reactions.

### **Pediatric Previously Treated Patients**

#### Efficacy

Efficacy and safety of Nuwiq<sup>®</sup> were assessed in a pediatric study (GENA-03) that enrolled 59 children aged 2 to 12 years. Fifty-seven (57) of these patients had at least 50 EDs. All patients had at least 50 previous EDs to a FVIII concentrate. The mean prophylactic dose was 38.9 IU/kg, administered every other day or 3 times per week. A total of 45.8% of the patients did not experience any bleeding while receiving Nuwiq<sup>®</sup> prophylaxis. Annualized median (range) rate of all BEs was 1.9 (0-20.7), with spontaneous BE rates of 0 (0-13.8) and traumatic BE rates of 1.57 (0-18.6). Prophylaxis with Nuwiq<sup>®</sup> was assessed to be excellent or good for spontaneous BEs in 96.6% of the patients, for traumatic in 98.3% and for all BEs 91.5% of the patients.

Efficacy of Nuwiq<sup>®</sup> in the treatment of breakthrough bleeding was rated excellent or good for 82.4% of BEs. One or two infusions were sufficient to treat 81.3% of BEs and the median (range) number of infusions required to stop a BE was 1.0 (range 1-22). The mean dose for breakthrough bleeding treatment was 45.1 IU/kg. Efficacy of Nuwiq<sup>®</sup> was assessed in 5 pediatric patients with severe hemophilia A who underwent one major surgery each. Hemostatic efficacy of Nuwiq<sup>®</sup> was excellent for all surgeries ([Table 11](#) ~~Table 11~~).

**Table 11 Description of major surgical procedures in clinical studies with children (aged 2–12 years)**

Study Patient	Description of surgery	Difference between actual and expected average blood loss (mL)	Number of infusions	Total dose (IU/kg)	Overall efficacy rating (surgeon/hematologist)
034114	Port catheter implantation	10	20	593.22	Excellent / Excellent
036102	Circumcision	-10	5	183.33	Excellent / Excellent
036103	Port catheter replacement	-40	3	150.00	Excellent / Excellent
036301	Port catheter implantation	0	5	233.33	Excellent / Excellent
036302	Port catheter implantation	2	4	170.00	Excellent / Excellent

IU = International unit

### Safety

No patient developed FVIII inhibitors during the study. Adverse events were largely what would be expected in a pediatric population observed over time a patient population with hemophilia A and. See Clinical Trial Adverse Drug Reactions.

### **Comparative Bioavailability Studies**

#### Previously Treated Adults and Adolescents

Pivotal study GENA-01 investigated the bioavailability of Nuwiq® in previously treated adults (and 2 adolescents) in comparison with a full-length recombinant FVIII. PK data with Nuwiq® are presented in [Table 5](#)~~Table-5~~. Comparable results were obtained for Nuwiq® and Kogenate as shown in [Table 12](#)~~Table-12~~.

**Table 12 Comparative bioavailability study in previously treated adults and adolescents with severe hemophilia A (n=22)**

PK parameter	One-stage clotting assay	
	Mean ± SD Median (range)	
	Nuwiq®	Kogenate
AUC (h·IU/mL)	17.95 ± 5.57 17.37 (7.52–29.76)	24.22 ± 6.04 23.88 (14.68–36.71)
AUC <sub>norm</sub> (h·IU/mL/(IU/kg))	0.37 ± 0.11 0.35 (0.17–0.64)	0.38 ± 0.10 0.37 (0.24–0.63)
C <sub>maxnorm</sub> (IU/mL/(IU/kg))	0.022 ± 0.003 0.021 (0.017–0.028)	0.021 ± 0.003 0.020 (0.015–0.026)
T <sub>1/2</sub> (h)	17.05 ± 11.23 13.66 (11.06–64.75)	18.75 ± 5.94 17.21 (10.61–30.30)
IVR (%/IU/kg)	2.14 ± 0.27 2.13 (1.71–2.79)	2.03 ± 0.28 1.99 (1.51–2.58)
MRT (h)	22.47 ± 14.19 18.12 (12.09–81.35)	24.18 ± 6.76 22.43 (14.98–37.71)
CL (mL/h/kg)	2.96 ± 0.97 2.86 (1.56–6.01)	2.82 ± 0.72 2.72 (1.59–4.13)
V <sub>ss</sub> (mL/kg)	59.75 ± 19.76 54.55 (42.24–126.64)	64.81 ± 12.84 64.48 (44.47–87.78)

AUC = Area under the curve (FVIII:C); AUC<sub>norm</sub> = AUC divided by the dose; C<sub>maxnorm</sub> = Maximal plasma concentration divided by the dose; CL = Clearance; FVIII:C = FVIII coagulation activity; IVR = Incremental *in vivo* recovery; MRT = Mean residence time; PK = Pharmacokinetics; SD = Standard deviation; T<sub>1/2</sub> = Terminal half-life; V<sub>ss</sub> = Volume of distribution at steady state

### Previously Treated Children

Bioavailability of Nuwiq® was investigated in 26 previously treated pediatric patients (13 in the age groups 2 – 5 years and 6 – 11 years each) with severe hemophilia A in comparison with the patients' previously used FVIII concentrates, including plasma-derived and full-length recombinant products. PK data for Nuwiq are shown in [Table 5](#) and [Table 6](#).

## DETAILED PHARMACOLOGY

### **Animal Pharmacology**

BDD human FVIII protein is a well-established substance for treatment of hemophilia A, having a comparable mode of clinical function as the full-length plasma-derived FVIII protein.

The program for the preclinical efficacy and safety testing of Nuwiq<sup>®</sup> was therefore designed to assess a protein of known pharmacological action that has a comparable mode of action to plasma-derived FVIII. Similar to human plasma-derived FVIII and other recombinant human FVIII products, it is expected to be more antigenic in animal species than in humans.

The activity/potency of Nuwiq<sup>®</sup> was determined and standardized in suitable *in vitro* tests. Animal experiments on pharmacodynamics would not add any further information.

### **Animal Pharmacokinetics Studies**

A study was performed to evaluate the hemostatic efficacy and safety of Nuwiq<sup>®</sup> in the canine model of hemophilia A. Two dogs were treated with Nuwiq<sup>®</sup> and a marketed recombinant product (ReFacto) as a comparator, each dog receiving both products. Both FVIII concentrates were administered at a dose of 125 IU/kg within 1 hour of reconstitution. PK and hemostatic properties of Nuwiq<sup>®</sup> were similar to those of the marketed recombinant product (ReFacto).

The PK properties of Nuwiq<sup>®</sup> were also evaluated in cynomolgus monkeys on the first day of treatment upon performance of a preliminary toxicity study for dose-range finding. The monkeys received doses of 50 and 500 IU/kg of Nuwiq<sup>®</sup>. The maximum observed FVIII activity and the half-lives were similar for Nuwiq<sup>®</sup> to those previously published for the marketed BDD FVIII product ReFacto [11]. The maximum observed FVIII activities were 1.32 and 1.15 IU/mL for monkeys receiving 50 IU/kg and 11.24 and 12.65 IU/mL for monkeys receiving 500 IU/kg. The half-lives were 11.0, 9.7, 5.6, and 7.3 hours in the four different monkeys.

### **Animal Pharmacology Studies**

In the canine study described above, the dogs were monitored for systemic adverse reactions through observation of respiratory rates, pulse and temperature. Furthermore, the dogs were sampled for monitoring of complete blood count, liver function, renal function, plasma FVIII:C levels, whole blood clotting time, activated partial thromboplastin time (aPTT) and FVIII inhibitors (Bethesda). The *in vivo* hemostatic efficacy of the recombinant human BDD-FVIII products was evaluated by measuring the cuticle bleeding time.

Nuwiq<sup>®</sup> was well tolerated and showed a good *in vivo* exposure with similar hemostatic properties to those of the marketed recombinant product (ReFacto).

## **Human Pharmacology**

### **Human Pharmacokinetics**

The PK profile of Nuwiq<sup>®</sup> was examined in 22 PTPs (including 20 adults and 2 adolescents) in one pivotal study (GENA-01) and IVR was examined in all 5 studies. The mean maximum concentration in blood of 0.022 to 0.025 IU/mL/(IU/kg) (depending on the assay) was reached approximately 20 minutes after administration. FVIII IVR was over 2%/IU/kg as measured by both assays and remained relatively stable at 3 and 6 months. The mean T<sub>1/2</sub> following infusion was approximately 15 to 17 hours, with a mean residence time of approximately 19 to 23 hours. The volume at steady state was 50 to 60 mL/kg. Clearance occurred at a rate of 2.9 to 3.0 mL/h/kg.

Analysis of PK characteristics of Nuwiq<sup>®</sup> in pediatric patients showed a slightly lower IVR and T<sub>1/2</sub> and increased clearance [7,8,9].

For detailed PK characteristics of Nuwiq<sup>®</sup>, see ACTION AND CLINICAL PHARMACOLOGY.

## **TOXICOLOGY**

### **Animal Toxicology Studies**

Toxicology studies were performed in rats and monkeys and a local tolerance study was performed in rabbits. Genotoxicity studies and carcinogenicity studies are not applicable for recombinant products and were therefore not performed.

Since Nuwiq<sup>®</sup> is a natural replacement protein for a deficient coagulation factor, no adverse effects on human reproductive functions or the human fetus are expected. Furthermore, long-term reproduction studies cannot be conducted because of the heterologous nature of the human protein for animals.

### **Single-Dose Toxicity in Rats**

Ten animals were administered 10,000 IU/kg of Nuwiq<sup>®</sup>, observed for 14 days post-dose, weighed pre-dose and on Day 8 and Day 15, and necropsied on Day 15. During this time no deaths or in-life changes to treatment were recorded and all animals were considered to have achieved satisfactory body weight gains throughout the study.

Based on these results the highest non-lethal intravenous dose of Nuwiq<sup>®</sup> in rat was determined to be greater than 10,000 IU/kg.

### **Repeated-Dose Toxicity in Monkeys**

Two studies were performed to assess the repeated-dose toxicity in cynomolgus monkeys. The aim of the first preliminary study was to establish an appropriate dosage for the following 28-day repeated toxicity main study. The 28-day main repeated-dose toxicity study was performed to assess the systemic toxic potential of Nuwiq<sup>®</sup> when administered by daily

intravenous injection to cynomolgus monkeys in comparison with formulation vehicle as control and a marketed plasma-derived FVIII product.

#### Preliminary Dose Range-Finding Study

Two groups of 1 male and 1 female monkey received Nuwiq<sup>®</sup> at dose levels of 50 IU/kg/occasion (group 1) or 500 IU/kg/occasion (group 2) on Days 1 to 7, 11, 14 and 21. Group 2 animals received further doses at a dose level of 1500 IU/kg/occasion on alternate days from Day 29 to 41 inclusive; this was followed by a 2-week observation period.

Nuwiq<sup>®</sup> was clinically well tolerated and no deaths or any treatment-related effects were recorded.

Group 1: Analysis for anti-factor VIII antibodies indicated a presence of antibodies pre-dose in the untreated animal with an increase in concentration at Day 25 for the female at 50 IU/kg/occasion. No measurable antibody concentrations were detected pre-dose in the untreated male or at study Day 25.

Group 2: At 500/1500 IU/kg/occasion anti-factor VIII antibodies were measured on Days 25, 35, 49 and 55 with the highest concentration at Day 35. No measurable antibody concentrations were detected pre-dose in the untreated animals.

#### 28-Day Repeated Dose Toxicity Study and Immunogenicity Evaluation in Monkeys

The systemic toxic potential of Nuwiq<sup>®</sup> to cynomolgus monkeys by intravenous injection was assessed over a period of 4 weeks, followed by a 2Week recovery period. Two groups of three males and three females received Nuwiq<sup>®</sup> at doses of 50 and 500 IU/kg/day Nuwiq<sup>®</sup>, respectively, and a group of three males and three females was administered 500 IU/kg/day of a plasma-derived FVIII product as comparator. Included in the study were a similarly constituted control group and recovery animals.

Intravenous administration of Nuwiq<sup>®</sup> to cynomolgus monkeys resulted in an initial increase in factor VIII activity (Day 1) followed by decreased factor VIII activity and inhibition of rhFVIII and endogenous factor VIII activity (from the 13 day) due to the generation of anti-factor VIII antibodies.

The immune response to Nuwiq<sup>®</sup> was similar to the plasma-derived FVIII product. In general, there was a good correlation among the effects on blood clotting function and hemorrhages with the emergence of increased neutralizing antibody titres, thus confirming inhibitor cross-reaction with endogenous FVIII. For both products, the onset of FVIII antibodies and FVIII inhibitors was accompanied by a decrease in FVIII activity to below pre-treatment levels and suppressed systemic blood clotting function as measured by a prolongation in aPTT.

There was no evidence of systemic toxicity because there were no effects on clinically relevant parameters, which were considered to be related to treatment.

#### **Local Tolerance**

A rabbit local tolerance study was performed to evaluate local reaction to peri-venous administration. No treatment-related reactions were observed at the injection sites following a single peri-venous injection in rabbit ears.

## **Human Toxicology Studies**

### **Human Immunogenicity**

Throughout clinical studies performed with Nuwiq<sup>®</sup> in 135 PTPs, there have been no cases of inhibitor development (see WARNINGS AND PRECAUTIONS).

## REFERENCES

1. Kannicht C, Ramström M, Kohla G, Tiemeyer M, Casademunt E, Walter O, Sandberg H. Characterisation of the post-translational modifications of a novel, human cell line-derived recombinant human factor VIII. *Thromb Res*. 2013;131:78-88
2. Sandberg H, Kannicht C, Stenlund P, Dadaian M, Oswaldsson U, Cordula C, Walter O. Functional characteristics of the novel, human-derived recombinant FVIII protein product, human-cl rhFVIII. *Thromb Res* 2012; 130: 808-17
3. Nilsson IM, Berntorp E, Lofqvist T, Pettersson H. Twenty-five years' experience of prophylactic treatment in severe haemophilia A and B. *J Intern Med* 1992;232:25-32
4. Carcao MD, Aledort L. Prophylactic factor replacement in hemophilia. *Blood Rev* 2004;18:101-113
5. Bjorkmann S, Berntorp E. Pharmacokinetics of coagulation factors: clinical relevance for patients with haemophilia. *Clin Pharmacokinet* 2001; 40: 815-32
6. Saenko EL, Ananyeva NM. Receptor-mediated clearance of factor VIII: implications for pharmacokinetic studies in individuals with haemophilia. *Haemophilia* 2006; 12 (Suppl 4): 15-22
7. Bjorkman S, Blanchette VS, Fischer K, et al. Comparative pharmacokinetics of plasma- and albumin-free recombinant factor VIII in children and adults: the influence of blood sampling schedule on observed age-related differences and implications for dose tailoring. *J Thromb Haemost* 2010; 8: 730-736
8. Blanchette VS, Shapiro AD, Liesner RJ, et al. Plasma and albumin-free recombinant factor VIII: pharmacokinetics, efficacy and safety in previously treated pediatric patients. *J Thromb Haemost* 2008;6: 1319-26
9. Shapiro AD, Korth-Bradley J, Poon MC. Use of pharmacokinetics in the coagulation factor treatment of patients with haemophilia. *Haemophilia* 2005;11: 571-82
10. Leyte A, van Schijndel HB, Niehrs C, Huttner W, Verbeet MP, Mertens K, van Mourik JA. Sulfation of Tyr1680 of Human Blood Coagulation Factor VIII is essential for the interaction of Factor VIII with von Willebrand Factor. *J Biol Chem* 1991;266:740-6
11. Sandberg H, Widlund L, Hillberg J, et al: PS-899 A comparative pharmacokinetic study of recombinant factor VIII SQ (r-VIII SQ) and its 170 kDa single chain precursor in cynomolgus monkeys. *Thromb Haemost* 1997;221 (Abstract PS-899)



**PART III: CONSUMER INFORMATION**

**Nuwiq®**

Antihemophilic Factor (Recombinant, B-Domain deleted)

This leaflet is part III of a three-part "Product Monograph" published when Nuwiq® was approved for sale in Canada and is designed specifically for Consumers. This leaflet is a summary and will not tell you everything about Nuwiq®. Contact your doctor or pharmacist if you have any questions about the drug.

**ABOUT THIS MEDICATION**

What the medication is used for:

Nuwiq® is used for treatment and prophylaxis of bleeding in patients with hemophilia A (congenital factor VIII deficiency).

Nuwiq® is appropriate for use in adults and children of all ages.

What it does:

Nuwiq® contains the active substance Antihemophilic Factor (Recombinant, B-Domain deleted), simoctocog alfa. Factor VIII is necessary for the blood to form clots and stop bleedings. In patients with hemophilia A (inborn factor VIII deficiency), factor VIII is missing or not working properly and these patients tend to bleed easily or for prolonged periods of time. Nuwiq® is injected into veins of patients with hemophilia A to help prevent bleeding from occurring or to treat bleeding that had already begun. When Nuwiq® is administered, it circulates in the blood and the body begins to use it right away to form a blood clot.

When it should not be used:

Nuwiq® should not be used if you are allergic to simoctocog alfa or any of the other ingredients of this medicine. If you are unsure about this, ask your doctor.

What the medicinal ingredient is:

Antihemophilic Factor (Recombinant, B-Domain deleted)

Nuwiq® is a coagulation factor VIII product that is produced by recombinant technology.

No animal- or human-derived materials are added during the manufacturing process or to the final product, making it naturally free from the risk of transmission of blood-borne pathogens.

What the important non-medicinal ingredients are:

Sucrose, sodium chloride, calcium chloride, arginine hydrochloride, sodium citrate and poloxamer 188 and solvent (water for injection).

Nuwiq® does not contain any preservatives.

What dosage forms it comes in:

Powder and solvent for solution for intravenous injection. One package of Nuwiq® contains:

One powder vial (250 IU FVIII, 500 IU FVIII, 1000 IU FVIII, 2000 IU FVIII, 2500 IU FVIII, 3000 IU FVIII or 4000 IU FVIII) and a pre-filled syringe containing the solvent (2.5 mL water for injection).

**WARNINGS AND PRECAUTIONS**

BEFORE you use Nuwiq® talk to your doctor or pharmacist if:

- you are pregnant or nursing.
- you will be undergoing any scheduled surgical procedures.
- you have had inhibitor development in the past.
- you are allergic to the active substance or to any of the nonmedical ingredients.

Your body may produce antibodies (or inhibitors) to factor VIII, which may prevent Nuwiq® from working properly. Inhibitors are a known complication of hemophilia treatment and can develop in anyone, but are most common in young children. If your bleeding is not controlled with your usual dose of Nuwiq®, contact your hemophilia doctor or nurse. You should be monitored for the presence of inhibitors.

**INTERACTIONS WITH THIS MEDICATION**

There is no known drug interaction with Nuwiq®.

**PROPER USE OF THIS MEDICATION**

Usual dose:

As dosage and treatment duration depend on your clinical situation, the type and severity of your bleeding and your FVIII:C levels, your physician will decide on your treatment on an individual basis.

General dosing recommendations:

- For a minor bleeding episode: 20–40 IU/kg body weight.
- For a moderate/major bleeding episode: 30–60 IU/kg body weight.
- For a life-threatening bleeding episode: 60–100 IU/kg body weight.
- For a minor surgical procedure: 30–60 IU/kg body weight for at least 1 day.
- For a major surgical procedure: 80–100 IU/kg body weight before and after surgery.
- Long-term prophylaxis against bleeding for adults is 30–40 IU/kg of body weight every other day.
- Regular prophylaxis schedule for children is 30–40 IU/kg of body weight every other day or 3 times per week.

Overdose:

No symptom of overdose has been reported.

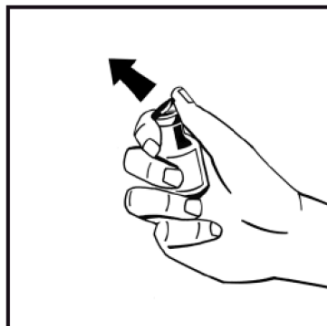
In case of drug overdose, contact a health care practitioner, hospital emergency department or regional Poison Control Centre immediately, even if there are no symptoms.

Missed Dose:

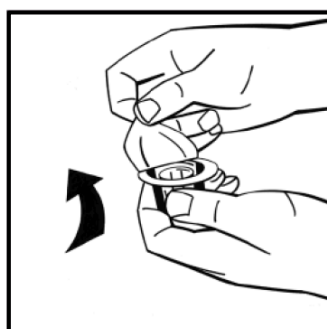
It is important to take the total daily dose prescribed to ensure you get maximum benefit. If you miss a dose, take the missed dose as soon as possible, and then continue as before. However, if a dose is skipped, do not double the next dose. Continue on with your normal dose on the regular schedule as prescribed by your doctor.

**Instructions for mixing and injecting Nuwiq®:**

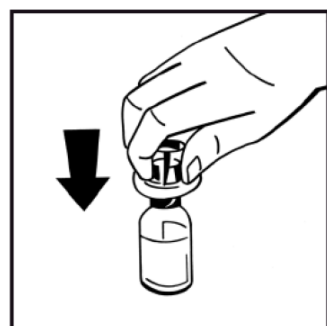
1. Allow the solvent (water for injection) in the syringe and the concentrate in the closed vial to reach room temperature. This temperature should be maintained during reconstitution.
2. Remove the plastic flip-top cap from the concentrate vial to expose the central portions of the rubber stopper. Do not remove the gray stopper or metal ring around the top of the vial.



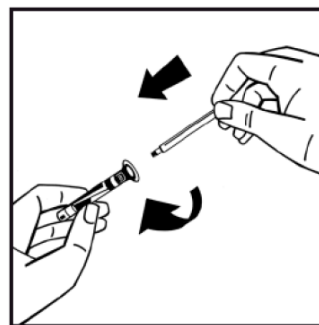
3. Wipe the top of the vial with an alcohol swab (not provided). Allow the alcohol to dry.
4. Peel back the paper cover from the vial adapter package. Do not remove the adapter from the package.



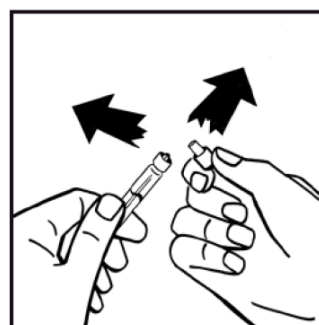
5. Place the concentrate vial on an even surface and hold it. Take the adapter package and place the vial adapter over the centre of the rubber stopper of the concentrate vial. Press down firmly the adapter package until the adapter spike penetrates the rubber stopper. The adapter snaps to the vial when done.



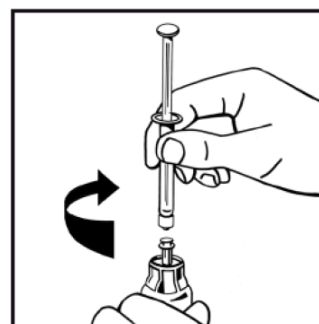
6. Peel back the paper cover from the prefilled syringe package. Take the plunger rod at the end and avoid contact with the shaft. Attach the threaded end of the plunger rod to the solvent syringe plunger. Turn the plunger rod clockwise until a slight resistance is felt.



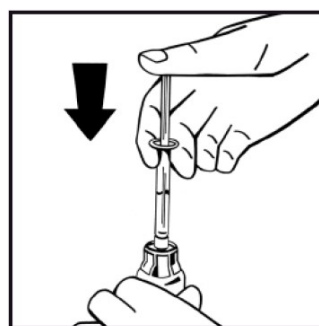
7. Break off the tamper-proof plastic tip from the solvent syringe by snapping the perforation of the cap. Do not touch the inside of the cap or the syringe tip.



8. Remove the adapter package and discard.
9. Firmly connect the solvent syringe to the vial adapter by turning clockwise until resistance is felt.

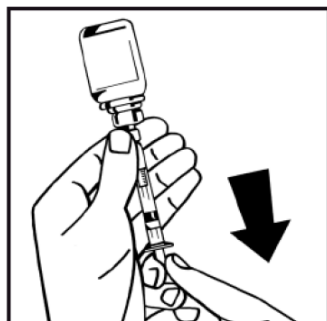


10. Slowly inject all solvent into the concentrate vial by pressing down the plunger rod.



11. Without removing the syringe, dissolve the concentrate powder by gently moving or swirling the vial in circles a few times. **DO NOT SHAKE.** Wait until all the powder dissolves completely.

12. Inspect the final solution for particles before administration. The solution should be clear and colourless, practically free from visible particles. Do not use solutions that are cloudy or have deposits.
13. Turn the vial attached to the syringe upside down and slowly draw the final solution into the syringe. Make sure that the entire content of the vial is transferred to the syringe.



14. Detach the filled syringe from the vial adapter by turning counter clockwise and discard the empty vial.

Nuwiq<sup>®</sup> should be administered using the pre-filled solvent syringe as provided with your product. If more than one vial of Nuwiq<sup>®</sup> is used per injection, each vial should be dissolved according to the instructions in this section. A separate large sterile luer lock syringe may be used to collect the dissolved contents of each vial for infusion.

The reconstituted solution should always be transferred under aseptic conditions from the vial to the syringe using the vial adapter. The empty syringe should be removed leaving the vial adapter in place.

Do not detach the solvent syringes or the large luer lock syringe until you are ready to attach the large luer lock syringe to the next vial adapter or to the infusion set.

The solution is now prepared for immediate use or within 3 hours after reconstitution. In case the solution is not used immediately close the filled syringe with the tamper-proof plastic tip for storage. Do not refrigerate the solution after reconstitution.

15. Clean the chosen injection site with an alcohol swab (not provided).
16. Attach the provided infusion set to the syringe. Insert the needle of the infusion set into the chosen vein. If you have used a tourniquet to make the vein easier to see, this tourniquet should be released before you start injecting the solution. No blood must flow into the syringe due to the risk of formation of fibrin clots.
17. Inject the solution into the vein at a rate of 4 mL per minute.
18. After the infusion, remove the peel-off label containing the batch number from the factor concentrate vial and place it in your factor log book.

## SIDE EFFECTS AND WHAT TO DO ABOUT THEM

Allergic reactions such as hives and itching can occur at the injection site with Nuwiq<sup>®</sup>. If these symptoms occur contact

your doctor or pharmacist for advice before continuing treatment.

In rare cases, the allergic reactions are severe, known as shock or anaphylactic shock. This may include extreme difficulty breathing, or loss of consciousness. Urgent treatment is required and the emergency services should be called, for example 911.

You should tell your doctor if you have been previously treated with factor VIII products, especially if you developed inhibitors, since there might be a higher risk that it happens again. Inhibitors are blocking antibodies against factor VIII that reduce the efficacy of Nuwiq<sup>®</sup> in prevention or control of bleeding. Development of inhibitors is a known complication in the treatment of hemophilia A. If your bleeding is not controlled with Nuwiq<sup>®</sup>, tell your doctor immediately. Tests should be performed to determine if the inhibitors are present.

*This is not a complete list of side effects. For any unexpected effects while taking Nuwiq<sup>®</sup>, contact your doctor or pharmacist.*

## HOW TO STORE IT

Store Nuwiq<sup>®</sup> and solvent in a refrigerator at +2°C to +8°C until the indicated expiry date. Nuwiq<sup>®</sup> may be stored at room temperature (up to 25°C) for up to one month not to exceed the expiry date. Please record the date from when you start to store Nuwiq<sup>®</sup> at room temperature on the product carton. Do not store Nuwiq<sup>®</sup> in the refrigerator again after it has been stored at room temperature.

The powder should be reconstituted only directly before injection. The reconstituted solution should be used on one occasion only. Use the reconstituted solution immediately or within 3 hours after reconstitution. Keep the reconstituted solution at room temperature. Do not refrigerate after reconstitution. Any solution remaining should be discarded. Keep the vial in the outer carton in order to protect from light.

Keep out of reach of children.

**REPORTING SUSPECTED SIDE EFFECTS**

You can report any suspected adverse reactions associated with the use of health products to the Canada Vigilance Program by one of the following 3 ways:

- Report online at [www.healthcanada.gc.ca/medeffect](http://www.healthcanada.gc.ca/medeffect)
- Call toll-free at 1-866-234-2345
- Complete a Canada Vigilance Reporting Form and:
  - Fax toll-free to 1-866-678-6789, or
  - Mail to: Canada Vigilance Program  
Health Canada  
Postal Locator 0701E  
Ottawa, Ontario  
K1A 0K9

**Postage paid labels, Canada Vigilance Reporting Form and the adverse reaction reporting guidelines are available on the MedEffect™ Canada Web site at [www.healthcanada.gc.ca/medeffect](http://www.healthcanada.gc.ca/medeffect).**

***NOTE: Should you require information related to the management of side effects, contact your health professional. The Canada Vigilance Program does not provide medical advice.***

**MORE INFORMATION**

This document plus the full product monograph, prepared for health professionals can be found at:  
[www.octapharma.ca](http://www.octapharma.ca)  
or by contacting Octapharma Canada Inc.,  
at: 1-888-438-0488

This leaflet was prepared by Octapharma Pharmazeutika Produktionsges.m.b.H.

Last revised: February 14, 2018