

PRODUCT MONOGRAPH

**ADVIL COLD & SINUS NIGHTTIME**

Ibuprofen, Pseudoephedrine Hydrochloride  
and Chlorpheniramine Maleate Caplets

200 mg/30 mg/2 mg

Analgesic/Antipyretic/Nasal Decongestant/Antihistamine

GlaxoSmithKline Consumer Healthcare Inc.  
7333 Mississauga Road  
Mississauga, Ontario  
L5N 6L4

Date of Preparation:  
June 13, 2006  
Revised: April 3, 2020

Submission Control No: 237320

## Table of Contents

<b>PART I: HEALTH PROFESSIONAL INFORMATION.....</b>	<b>3</b>
SUMMARY PRODUCT INFORMATION .....	3
INDICATIONS AND CLINICAL USE.....	3
CONTRAINDICATIONS .....	3
WARNINGS AND PRECAUTIONS.....	5
ADVERSE REACTIONS.....	13
DRUG INTERACTIONS .....	21
DOSAGE AND ADMINISTRATION .....	26
OVERDOSAGE .....	26
ACTION AND CLINICAL PHARMACOLOGY .....	30
STORAGE AND STABILITY.....	34
SPECIAL HANDLING INSTRUCTIONS .....	34
DOSAGE FORMS, COMPOSITION AND PACKAGING .....	34
<b>PART II: SCIENTIFIC INFORMATION .....</b>	<b>35</b>
PHARMACEUTICAL INFORMATION.....	35
CLINICAL TRIALS .....	38
DETAILED PHARMACOLOGY .....	47
MICROBIOLOGY .....	50
TOXICOLOGY .....	50
REFERENCES .....	53
<b>PART III: CONSUMER INFORMATION.....</b>	<b>64</b>

## ADVIL COLD & SINUS NIGHTTIME

### Ibuprofen, Pseudoephedrine Hydrochloride and Chlorpheniramine Maleate Caplets

#### PART I: HEALTH PROFESSIONAL INFORMATION

##### SUMMARY PRODUCT INFORMATION

Route of Administration	Dosage Form / Strength	Clinically Relevant Nonmedicinal Ingredients
oral	Caplet: ibuprofen 200 mg, pseudoephedrine hydrochloride 30 mg and chlorpheniramine maleate 2 mg	None. <i>For a complete listing see Dosage Forms, Composition and Packaging section.</i>

##### INDICATIONS AND CLINICAL USE

Advil® Cold & Sinus Nighttime (ibuprofen, pseudoephedrine and chlorpheniramine) is a non-prescription analgesic/antipyretic, nasal decongestant and antihistamine preparation. Advil® Cold & Sinus Nighttime is indicated for:

- The temporary relief of symptoms associated with the common cold, including nasal congestion, sore throat, headache, fever, minor body aches and pains, rhinorrhea, sneezing, itching of the eyes, excessive tearing, and sinus pain.

##### **Geriatrics (>65 years of age):**

Evidence from clinical studies and experience suggests that use in the geriatric population is associated with differences in safety or effectiveness and a brief discussion can be found in the appropriate sections (See *Warnings and Precautions*). Therefore the use of Advil® Cold & Sinus Nighttime in this population is not recommended.

##### **Pediatrics (< 12 years of age):**

Advil® Cold & Sinus Nighttime is not indicated for children <12 years of age.

##### CONTRAINDICATIONS

- Active peptic ulcer, a history of recurrent ulceration or active inflammatory disease of the gastrointestinal system, such as ulcerative colitis and Crohn's disease.

- Known or suspected hypersensitivity to ibuprofen or other non-steroidal anti-inflammatory (NSAID) drugs. Patients who are hypersensitive to this drug or to any ingredient in the formulation or component of the container. For a complete listing, see Dosage Forms, Composition and Packaging section of the product monograph. The potential for cross-reactivity between different NSAIDs must be kept in mind.
- Advil® Cold & Sinus Nighttime should not be used in patients with the complete or partial syndrome of nasal polyps, or in whom angioedema syndrome, asthma, anaphylaxis, bronchospastic reaction, urticaria, rhinitis or other allergic manifestations are precipitated by acetylsalicylic acid (ASA) or other nonsteroidal anti-inflammatory agents. Fatal anaphylactoid reactions have occurred in such individuals. As well, individuals with the above medical problems are at risk of a severe reaction even if they have taken NSAIDs in the past without any adverse effects.
- Significant hepatic impairment or active liver disease.
- Severely impaired or deteriorating renal function (creatinine clearance <30 mL/min). Individuals with lesser degrees of renal impairment are at risk of deterioration of their renal function when prescribed NSAIDs and must be monitored.
- Ibuprofen is not recommended for use with other NSAIDs because of the absence of any evidence demonstrating synergistic benefits and the potential for additive side effects.
- Children (i.e. 18 years of age and younger) with kidney disease and children who have suffered significant fluid loss due to vomiting, diarrhea or lack of fluid intake, should not be given ibuprofen.
- Advil® Cold & Sinus Nighttime should not be used by patients who have a known or suspected hypersensitivity to pseudoephedrine or other sympathomimetic amines, are taking or have taken monoamine oxidase inhibitor (MAOI) drugs within the last 14 days, have been diagnosed with severe hypertension, or have severe coronary artery disease<sup>[61]</sup> (*See Drug Interactions*).
- Hypersensitivity to chlorpheniramine.
- Ibuprofen should not be used during pregnancy or by nursing mothers.
- Ibuprofen is contraindicated in patients with systemic lupus erythematosus, as an anaphylaxis-like reaction with fever may occur, particularly when ibuprofen has been administered previously.
- Known hyperkalemia (see Warnings and Precautions – Renal – Fluid and Electrolyte Balance)

- Ibuprofen should not be used right before or after heart surgery.
- In patients with thyroid disease.
- In patients with Raynaud’s Syndrome.

## WARNINGS AND PRECAUTIONS

### Serious Warnings and Precautions

- § Patients with diabetes, glaucoma, or difficulty in urination due to enlargement of the prostate gland should not take this drug unless directed by a physician<sup>[62]</sup>.
- § Use with caution in patients with heart failure, hypertension or other conditions predisposing to fluid retention (See *WARNINGS AND PRECAUTIONS, Cardiovascular and Fluid and Electrolyte Balance; and DRUG INTERACTIONS, Antihypertensives*).
- § Caution in patients who might be prone to gastrointestinal tract irritation, including those with a history of peptic ulcer, diverticulosis or other inflammatory disease of the gastrointestinal tract such as ulcerative colitis and Crohn’s disease (See *WARNINGS AND PRECAUTIONS, Gastrointestinal and DRUG INTERACTIONS, Coumarin-type anticoagulants*).
- § Caution in patients at greatest risk of renal toxicity, such as those with impaired renal function, heart failure, liver dysfunction, those taking diuretics and the elderly (See *WARNINGS AND PRECAUTIONS, Renal*).
- § If urinary symptoms (bladder pain, dysuria, urinary frequency), hematuria and cystitis occur, the drug should be stopped immediately (See *WARNINGS AND PRECAUTIONS, Genitourinary*).

### General

In common with other anti-inflammatory drugs, ibuprofen may mask the usual signs of infection.

Ibuprofen is NOT recommended for use with other NSAIDs because of the absence of any evidence demonstrating synergistic benefits and the potential for additive adverse reactions. (See **Drug Interactions – Drug/Drug Interactions – Acetylsalicylic acid (ASA) or other NSAIDs**)

If nervousness, dizziness, or sleeplessness occurs, patients should stop use of Advil® Cold & Sinus Nighttime and consult a physician. Advil® Cold & Sinus Nighttime should not be used for more than 3 days for fever or 5 days for cold symptoms/pain.

Advil® Cold & Sinus Nighttime may cause drowsiness. Alcohol may increase this effect.

Alcoholic beverages should be avoided while taking this drug. This drug should not be taken along with sedatives or tranquilizers without first consulting a physician.

### **Carcinogenesis and Mutagenesis**

Not applicable.

### **Cardiovascular**

Advil® Cold & Sinus Nighttime should be used with caution in patients with heart failure, marginal cardiac function, palpitations, hypertension, or other conditions predisposing to fluid retention. Fluid retention and oedema have been observed in patients treated with ibuprofen. As with many other nonsteroidal anti-inflammatory drugs, the possibility of precipitating congestive heart failure in elderly patients or those with compromised cardiac function should be borne in mind.

Use of ibuprofen may precipitate congestive heart failure in patients with marginal cardiac function, elevated blood pressure and palpitations.

Long term continuous use may increase the risk of heart attack or stroke<sup>[190]</sup>.

Advil® Cold & Sinus Nighttime should be used with caution in hypertensive patients because of the possible pressor effect of pseudoephedrine. Pseudoephedrine has been shown to increase blood pressure in normotensive adults and in patients with hypertension.

Pseudoephedrine treatment may increase heart rate and can cause arrhythmia. Asymptomatic, multifocal premature ventricular contractions (PVCs) were reported with the use of Actifed® (a combination of pseudoephedrine with an antihistamine, triprolidine), two tablets every 4 hours around the clock, for several days to treat nasal congestion [64]. The PVCs disappeared within a few days after discontinuation of the medication.

### **Dependence/Tolerance**

Pseudoephedrine has the potential to cause drug dependency and withdrawal effects. A woman with a history of depression said that she experienced a stimulatory effect from the use of 50 to 300 mL of Actifed® (pseudoephedrine and triprolidine) daily (the recommended dose is 30 mL per day)<sup>[73]</sup>. A 37-year-old woman admitted to taking 100 to 150 30-mg pseudoephedrine tablets daily<sup>[74]</sup>. She had gradually increased the daily dose over the previous 5 years to counteract chronic fatigue, apathy, and depression. A previous attempt to discontinue use of the drug had produced visual hallucinations, severe fatigue, and depression. Slow withdrawal by 200 to 300 mg/day resulted in a return of depressive symptoms; thereafter, the dose was decreased more slowly, by 90 mg/day. The patient was later diagnosed as having a mixed character disorder and reactive depression.

### **Ear/Nose/Throat**

See *Contraindications*.

### **Endocrine and Metabolism**

Patients with thyroid disease or diabetes should not take this drug. See *Contraindications*.

### **Fluid Retention and Electrolyte Balance**

Fluid retention and oedema have been observed in patients treated with ibuprofen. Therefore, as with many other nonsteroidal anti-inflammatory drugs, the possibility of precipitating congestive heart failure in elderly patients or those with compromised cardiac function should be borne in mind. Advil® Cold & Sinus Nighttime should be used with caution in patients with heart failure, hypertension or other conditions predisposing to fluid retention.

With nonsteroidal anti-inflammatory treatment there is a potential risk of hyperkalemia, particularly in patients with conditions such as diabetes mellitus or renal failure; elderly patients; or in patients receiving concomitant therapy with B-adrenergic blockers, angiotensin converting enzyme inhibitors or some diuretics. Serum electrolytes should be monitored periodically during long-term therapy, especially in those patients who are at risk.

### **Gastrointestinal**

See *Contraindications*. Serious GI toxicity, such as peptic ulceration, perforation and gastrointestinal bleeding, sometimes severe and occasionally fatal, can occur at any time, with or without symptoms in patients treated with NSAIDs including ibuprofen.

Minor upper GI problems, such as dyspepsia, are common, usually developing early in therapy. Physicians should remain alert for ulceration and bleeding in patients treated with non-steroidal anti-inflammatory drugs, even in the absence of previous GI tract symptoms.

In patients observed in clinical trials of such agents, symptomatic upper GI ulcers, gross bleeding, or perforation appear to occur in approximately 1% of patients treated for 3-6 months and in about 2-4% of patients treated for one year. The risk continues beyond one year and possibly increases. The incidence of these complications increases with increasing dose.

Advil® Cold & Sinus Nighttime should be given under close medical supervision to patients prone to gastrointestinal tract irritation, particularly those with a history of peptic ulcer, diverticulosis or other inflammatory disease of the gastrointestinal tract such as ulcerative colitis and Crohn's disease. In these cases the physician must weigh the benefits of treatment against the possible hazards.

Physicians should inform patients about the signs and/or symptoms of serious GI toxicity and instruct them to contact a physician immediately if they experience persistent dyspepsia or other symptoms or signs suggestive of gastrointestinal ulceration or bleeding. Because serious GI tract ulceration and bleeding can occur without warning symptoms, physicians should follow chronically treated patients by checking their haemoglobin periodically and by being vigilant for

the signs and symptoms of ulceration and bleeding and should inform the patients of the importance of this follow-up.

If ulceration is suspected or confirmed, or if GI bleeding occurs, Advil® Cold & Sinus Nighttime should be discontinued immediately, appropriate treatment instituted and the patient monitored closely.

No studies, to date, have identified any group of patients not at risk of developing ulceration and bleeding. The major risk factors are a prior history of serious GI events and increasing age. Possible risk factors include other factors such as *Helicobacter pylori* infection excess alcohol intake, smoking, female gender and concomitant oral steroid and anticoagulant use. Anti-coagulants, anti-platelet agents (including ASA) or selective serotonin reuptake inhibitors (SSRI's) have been associated with increased risk. Studies to date show that all NSAIDs can cause GI tract adverse events. Although existing data does not clearly identify differences in risk between various NSAIDs, this may be shown in the future.

There is no definitive evidence that the concomitant administration of histamine H2-receptor antagonists and/or antacids will either prevent the occurrence of gastrointestinal side effects or allow the continuation of Advil® Cold & Sinus Nighttime therapy when and if these adverse reactions appear.

Ischemic colitis has been reported in association with the use of pseudoephedrine. In four separate cases, perimenopausal women had ingested varying quantities of pseudoephedrine (60 mg or more daily) for treatment of upper respiratory disorders<sup>[63]</sup>. All patients had taken pseudoephedrine within the week preceding symptom onset, and all patients presented with complaints of acute onset abdominal pain associated with fresh blood in the stool. Colonoscopy revealed in each case a segmental colitis characterized by oedematous, hyperaemic colonic mucosa, most often in the region of the splenic flexure, yet also extending upward to involve the transverse colon. Several occurrences of frank mucosal haemorrhage were observed. Biopsy samples of mucosa revealed acute inflammatory changes consistent with ischemic colitis. In each case, the patient recovered without further incident or recurrence after pseudoephedrine was discontinued.

### **Genitourinary**

Some NSAIDs are known to cause persistent urinary symptoms (bladder pain, dysuria, urinary frequency), hematuria or cystitis. The onset of these symptoms may occur at any time after the initiation of therapy with an NSAID. Some cases have become severe on continued treatment. Should urinary symptoms occur, treatment with Advil® Cold & Sinus Nighttime must be stopped immediately to obtain recovery. This should be done before any urological investigations or treatments are carried out.



### **Hematologic**

NSAIDs inhibiting prostaglandin biosynthesis do interfere with platelet function to varying degrees; therefore, patients who may be adversely affected by such an action such as those on anticoagulants or suffering from haemophilia or platelet disorders, should be carefully observed when ibuprofen is administered. Numerous studies have shown that the concomitant use of NSAIDs and anti-coagulants increases the risk of bleeding. Concurrent therapy with warfarin requires close monitoring of the international normalized ratio (INR). Even with therapeutic INR monitoring, increased bleeding may occur. (See Drug Interactions).

Blood dyscrasias (such as neutropenia, leukopenia, thrombocytopenia, aplastic anaemia and agranulocytosis) associated with the use of non-steroidal anti-inflammatory drugs are rare, but could occur with severe consequences.

### **Hepatic/Biliary/Pancreatic**

As with other nonsteroidal anti-inflammatory drugs, borderline elevations of one or more liver function tests (AST, ALT, alkaline phosphatase) may occur in up to 15% of patients. These abnormalities may progress, may remain essentially unchanged, or may be transient with continued therapy. A patient with symptoms and/or signs suggesting liver dysfunction, or in whom an abnormal liver test has occurred, should be evaluated for evidence of the development of more severe hepatic reaction while on therapy with this drug. Severe hepatic reactions including jaundice and cases of fatal hepatitis and liver necrosis have been reported with nonsteroidal anti-inflammatory drugs.

Although such reactions are rare, if abnormal liver tests persist or worsen, if clinical signs and symptoms consistent with liver disease develop, or if systemic manifestations occur (e.g. eosinophilia, rash, etc.), this drug should be discontinued.

During long-term therapy, liver function tests should be monitored periodically. If there is a need to prescribe this drug in the presence of impaired liver function, it must be done under strict observation.

The frequency of acute liver injury among 625,307 people who received NSAIDs in England and Wales between 1987 and 1991, was examined.<sup>[98]</sup> There were 311,716 patients who were prescribed ibuprofen. The incidence of acute liver injury among ibuprofen users was 1.6/100,000; this was the lowest incidence among the 8 NSAIDs studied and was significantly lower than the incidence among users of ketoprofen, piroxicam, fenbrufen, or sulindac. For NSAID users as a group, the only factors that had an independent effect on the occurrence of acute liver injury were the simultaneous use of hepatotoxic medication or the presence of rheumatoid arthritis. Based on these data, the short-term use of ibuprofen as an analgesic/antipyretic should not be of concern regarding the development of liver disease.

### **Immune**

Patients with complete or partial syndrome of nasal polyps, rhinitis or other allergic manifestations should not use ASA or other anti-inflammatory agents. Fatal anaphylactoid

reactions have occurred in such individuals even if they have taken NSAIDs in the past without any adverse effects (See *Contraindications*).

In occasional cases, with some NSAIDs, the symptoms of aseptic meningitis (stiff neck, severe headaches, nausea and vomiting, fever or clouding of consciousness) have been observed. Patients with autoimmune disorders (systemic lupus erythematosus, mixed connective tissue diseases, etc.) seem to be pre-disposed. Therefore, in such patients, the physician must be vigilant to the development of this complication.

### **Neurologic**

Some patients may experience drowsiness, dizziness, vertigo, insomnia or depression with the use of ibuprofen. If patients experience these side effects, they should exercise caution in carrying out activities that require alertness.

Psychosis has occurred after overdose with pseudoephedrine in individuals with underlying psychiatric disorders.

High plasma concentrations of phenylalanine in individuals with phenylketonuria may exacerbate the CNS effects of pseudoephedrine.

### **Ophthalmologic**

Blurred and/or diminished vision has been reported with the use of ibuprofen and other non-steroidal anti-inflammatory drugs. If such symptoms develop this drug should be discontinued and an ophthalmologic examination performed; ophthalmic examination should be carried out at periodic intervals in any patient receiving this drug for an extended period of time.

Chlorpheniramine has an anticholinergic mydriatic effect that may result in increased intraocular pressure, possibly precipitating an attack of angle-closure glaucoma in patients who are predisposed to the condition<sup>[72]</sup>. Intraocular pressure may increase slightly in patients who have open-angle glaucoma. Patients with glaucoma should be closely monitored.

### **Peri-Operative Considerations**

See *Contraindications*. In general, NSAIDs are discontinued prior to surgeries to decrease the risk of post-operative bleeding<sup>[186]</sup>.

### **Psychiatric**

See *Warnings and Precautions, Neurologic*.

### **Renal**

Long term administration of nonsteroidal anti-inflammatory drugs to animals has resulted in renal papillary necrosis and other abnormal renal pathology. In humans, there have been reports of acute interstitial nephritis with hematuria, proteinuria, and occasionally nephrotic syndrome.

A second form of renal toxicity has been seen in patients with prerenal conditions leading to the reduction in renal blood flow or blood volume, where the renal prostaglandins have a supportive

role in the maintenance of renal perfusion. In these patients, administration of a nonsteroidal anti-inflammatory drug may cause a dose dependent reduction in prostaglandin formation and may precipitate overt renal decompensation. Patients at greatest risk of this reaction are those with impaired renal function, heart failure, liver dysfunction, those taking diuretics, and the elderly. Discontinuation of nonsteroidal anti-inflammatory therapy is usually followed by recovery to the pre-treatment state.

Ibuprofen and its metabolites are eliminated primarily by the kidneys; therefore the drug should be used with great caution in patients with impaired renal function. In these cases, utilisation of lower doses of Advil Cold & Sinus Nighttime should be considered and patients carefully monitored.

During long-term therapy kidney function should be monitored periodically.

Pseudoephedrine and its active metabolite are excreted chiefly via the kidneys<sup>[26]</sup>. Therefore, dosage should be adjusted in patients with impaired renal function. Myoclonic jerking and bizarre behaviour were reported in a haemodialysis patient with end-stage renal failure after taking 60 mg of pseudoephedrine four times daily for 12 days to treat nasal congestion<sup>[67]</sup>.

### **Respiratory**

ASA-induced asthma is an uncommon but very important indication of ASA and NSAID sensitivity. It occurs more frequently in patients with asthma who have nasal polyps.

Patients with asthma or other allergic manifestations should not use ASA or other nonsteroidal anti-inflammatory agents. Fatal anaphylactoid reactions have occurred in such individuals even if they have taken NSAIDs in the past without any adverse effects (See *Contraindications*).

### **Sensitivity/Resistance**

Patients sensitive to any one of the nonsteroidal anti-inflammatory drugs may be sensitive to any of the other NSAIDs also. Patients with anaphylaxis, urticaria or other allergic manifestations precipitated by ASA or other nonsteroidal anti-inflammatory agents should not take Advil® Cold & Sinus Nighttime (See *Contraindications*).

### **Sexual Function/Reproduction**

Not applicable.

### **Skin**

Pseudoephedrine may induce non-pigmenting, fixed-type skin eruptions, which are typically indurated, erythaematous, pruritic, tender, and oedematous. The reaction tends to occur within 24 hours after administration of pseudoephedrine and to resolve 2 to 3 days after discontinuation.

In rare cases, serious skin reactions such as Stevens-Johnson syndrome, toxic epidermal necrolysis, exfoliative dermatitis and erythema multiform have been associated with the use of

some NSAIDs. Because the rate of these reactions is low, they have usually been noted during post-marketing surveillance in patients taking other medications also associated with the potential development of these serious skin reactions. Thus, causality is NOT clear. These reactions are potentially life threatening but may be reversible if the causative agent is discontinued and appropriate treatment instituted. Patients should be advised that if they experience a skin rash they should discontinue their NSAID and contact their physician for assessment and advice, including which additional therapies to discontinue.

### **Special Populations**

#### **Pregnant Women:**

**Advil Cold & Sinus Nighttime is contraindicated for use during the third trimester of pregnancy because of risk of premature closure of the ductus arteriosus and the potential to prolong parturition (see Toxicology).**

**Caution should be exercised in prescribing ADVIL<sup>®</sup> to women who are trying to conceive, during the first and second trimesters of pregnancy, or if breastfeeding (see Toxicology).**

**Nursing Women:** Advil Cold & Sinus Nighttime is contraindicated for use during nursing.

**Geriatrics (>65 years of age):** Patients older than 65 years and frail or debilitated patients are most susceptible to a variety of adverse reactions from nonsteroidal anti-inflammatory drugs (NSAIDs): the incidence of these adverse reactions increases with dose and duration of treatment. In addition, these patients are less tolerant to ulceration and bleeding. Most reports of fatal GI events are in this population. Older patients are also at risk of lower oesophageal ulceration and bleeding. The chance of stomach bleeding is higher if you are: age 60 or older, have had stomach ulcers or bleeding problems, take a blood thinner or steroid drug, take with other drugs containing an NSAID like acetylsalicylic acid (ASA), ibuprofen, naproxen, or prescription anti-inflammatory drugs, have 3 or more alcoholic drinks every day while using this product. Most reports of fatal GI events are in this population. Older patients are also at risk of lower oesophageal ulceration and bleeding. There is also increase susceptibility to effects of sympathomimetic amines observed in elderly patients.

Elderly patients are especially susceptible to the anticholinergic side effects of chlorpheniramine, such as dryness of the mouth and urinary retention (in males).

For elderly patients, consideration should be given to the use of a starting dose that is lower than the one usually recommended, with individual adjustment when necessary and under close supervision.

Advil Cold & Sinus Nighttime is not indicate for use in patients over 65 years of age.

### **Monitoring and Laboratory Tests**

Advil® Cold & Sinus Nighttime contains chlorpheniramine, an antihistamine that interferes with skin tests for allergy. Antihistamines may inhibit the cutaneous histamine response, thus producing false-negative results. Antihistamine-containing drugs should be discontinued at least 72 hours before skin testing begins<sup>[72]</sup>.

For other *Warnings and Precautions* related to the use of Advil® Cold & Sinus Nighttime and Monitoring and Laboratory Tests see *Fluid and Electrolyte Balance, Gastrointestinal, Hematologic, Hepatic, Renal and Subpopulations: Elderly*.

## **ADVERSE REACTIONS**

### **Clinical Trial Adverse Drug Reactions**

*Because clinical trials are conducted under very specific conditions the adverse reaction rates observed in the clinical trials may not reflect the rates observed in practice and should not be compared to the rates in the clinical trials of another drug. Adverse drug reaction information from clinical trials is useful for identifying drug-related adverse events and for approximating rates.*

### **Adverse Events in Studies of Advil® Cold & Sinus Nighttime**

Pfizer Consumer Healthcare sponsored one 7-day study of the efficacy and safety of Advil® Cold & Sinus Nighttime in 1070 subjects with seasonal allergic rhinitis<sup>[49]</sup>, as well as two single-dose bioavailability studies in a total of 41 healthy subjects<sup>[43, 44]</sup>. Adverse events were infrequent in the two bioavailability studies, with no specific adverse event occurring in more than two subjects after any one treatment. None of the adverse events was severe, and no subjects withdrew from the studies because of adverse events.

The design of the 7-day study is described in *Part II, Clinical Trials*. Subjects were treated with one of the following regimens three times daily for 7 days: (1) placebo, (2) two caplets, each containing 200 mg ibuprofen, 30 mg pseudoephedrine, and 2 mg chlorpheniramine, (3) one caplet containing 200 mg ibuprofen, 30 mg pseudoephedrine, and 2 mg chlorpheniramine, or (4) one tablet containing 30 mg pseudoephedrine and 2 mg chlorpheniramine.

Of 299 subjects in the 7-day study, 27.9% reported at least one adverse event: 20.0% in the placebo group, 42.4% in the group taking two caplets of ibuprofen/pseudoephedrine/chlorpheniramine (2 x I/P/C), 24.0% in the group taking one caplet of ibuprofen/pseudoephedrine/chlorpheniramine (1 x I/P/C), and 25.3% in the group taking one tablet of pseudoephedrine/chlorpheniramine (1 x P/C). The 2 x I/P/C group had a significantly higher percentage of subjects reporting adverse events than in any other group, whereas the percentages were similar in the other three groups (Table 1).

For the three active treatment groups, the percentages of subjects with adverse events classified to the nervous system were significantly higher than in the placebo group. In comparison with

the other two active treatment groups, the percentage with nervous system adverse events was significantly higher in the 2 x I/P/C group. Also contributing to the higher overall percentage of subjects with adverse events in the 2 x I/P/C group was a higher percentage with adverse events classified to body as a whole (Table 1). In contrast, for the body system skin and appendages, adverse events were less frequent in the three active treatment groups than in the placebo group.

For adverse events classified to the digestive system, the rate was lowest in the 1 x I/P/C group and similar among the other three groups (Table 1). That result indicates that the addition of ibuprofen to the combination P/C did not increase the incidence of digestive adverse events.

**Table 1. Adverse Events in a 7-Day Study in Subjects with Seasonal Allergic Rhinitis: Comparisons by Body System (Study AD-99-02)**

Body System	Number (%) of Subjects with Adverse Events				p-value <sup>+</sup>
	Placebo (N = 265)	2 x I/P/C (N = 269)	1 x I/P/C (N = 263)	1 x P/C (N = 273)	
Any Adverse Event	53 (20.0)	114 (42.4)	63 (24.0)	69 (25.3)	<0.001*
Body as a Whole	15 (5.7)	24 (8.9)	11 (4.2)	10 (3.7)	0.045*
Cardiovascular	1 (0.4)	4 (1.5)	1 (0.4)	5 (1.8)	0.280
Digestive	17 (6.4)	27 (10.0)	12 (4.6)	23 (8.4)	0.081
Metabolic & Nutritional	0 (0.0)	0 (0.0)	1 (0.4)	0 (0.0)	0.246
Musculoskeletal	1 (0.4)	0 (0.0)	0 (0.0)	0 (0.0)	0.493
Nervous	11 (4.2)	76 (28.3)	42 (16.0)	37 (13.6)	<0.001*
Respiratory	9 (3.4)	13 (4.8)	6 (2.3)	8 (2.9)	0.440
Skin & Appendages	10 (3.8)	5 (1.9)	2 (0.8)	0 (0.0)	0.002*
Special Senses	1 (0.4)	4 (1.5)	4 (1.5)	2 (0.7)	0.478
Urogenital	2 (0.8)	4 (1.5)	0 (0.0)	3 (1.1)	0.263

+ Fisher's exact test

\* Statistically significant at p #0.05.

Four of the nine most frequent adverse events were associated with the nervous system (Table 2). The most frequent adverse event was somnolence. Somnolence and dry mouth were significantly more frequent in the three active treatment groups than in the placebo group. The 2 x I/P/C group had a significantly higher frequency of somnolence than in the other two active treatment groups, which were similar in frequency of somnolence. That finding indicates that the frequency of somnolence was affected by the twofold increase in the dose of chlorpheniramine between the 1 x I/P/C and 2 x I/P/C groups and not by the addition of ibuprofen to the P/C combination.

The second most frequent adverse event was dry mouth (Table 2). The frequency of dry mouth was significantly higher in the three active treatment groups than in the placebo group. The 2 x I/P/C group had a significantly higher frequency of dizziness (5.9%) than in the other three groups (2.3%, 1.9%, and 1.5%), as well as a significantly higher frequency of insomnia (3.3%) than in the placebo group (0.4%). Asthenia was more frequent in the 2 x I/P/C group (4.1%) than in the placebo and 1 x P/C groups (0%). Other differences in frequency of the adverse events listed in Table 2 among treatment groups were not statistically significant.

**Table 2. Most Frequent Adverse Events in a 7-Day Study in Subjects with Seasonal Allergic Rhinitis (Study AD-99-02)**

Adverse Experiences Body System/ COSTART Term	Number (%) of Subjects with Specified Adverse Event				p-value <sup>+</sup>
	Placebo (N = 265)	2 x I/P/C (N = 269)	1 x I/P/C (N = 263)	1 x P/C (N = 273)	
Nervous System					
Somnolence	5 (1.9)	44 (16.4)	24 (9.1)	23 (8.4)	<0.001*
Dry mouth	2 (0.8)	15 (5.6)	9 (3.4)	10 (3.7)	0.011*
Dizziness	6 (2.3)	16 (5.9)	5 (1.9)	4 (1.5)	0.015*
Insomnia	1 (0.4)	9 (3.3)	4 (1.5)	4 (1.5)	0.062
Body as a Whole					
Headache	3 (1.1)	8 (3.0)	2 (0.8)	2 (0.7)	0.138
Asthenia	0 (0.0)	11 (4.1)	3 (1.1)	0 (0.0)	< 0.001*
Digestive System					
Dyspepsia	9 (3.4)	14 (5.2)	5 (1.9)	6 (2.2)	0.138
Nausea	5 (1.9)	6 (2.2)	2 (0.8)	8 (2.9)	0.320
Respiratory System					
Pharyngitis	6 (2.3)	9 (3.3)	2 (0.8)	3 (1.1)	0.123

+ Fisher's exact test

\* Statistically significant at  $p < 0.05$ .

Note: Most frequent = reported by at least 2% of subjects in any treatment group. I/P/C = 200 mg ibuprofen, 30 mg pseudoephedrine, 2 mg chlorpheniramine, P/C = 30 mg pseudoephedrine, 2 mg chlorpheniramine.

### **Safety Studies of Ibuprofen**

The results of a double-blind, placebo-controlled study in healthy subjects (N = 1246) representative of a nonprescription analgesic user population indicate that ibuprofen at a dosage of 1200 mg/day for 10 consecutive days is well tolerated<sup>[90]</sup>. The frequency of gastrointestinal adverse experiences was similar in the placebo and ibuprofen groups (16% with placebo vs. 19% with ibuprofen). The most frequent gastrointestinal adverse experiences (those reported by  $\geq 1\%$  of the subjects) were dyspepsia, abdominal pain, nausea, diarrhoea, flatulence, and constipation. There was no difference between the two groups in the proportion discontinuing treatment because of gastrointestinal adverse events. Seventeen subjects (1.4%) had positive occult blood tests: the frequency was comparable for the two treatments.

In two multitrail analyses<sup>[91, 92]</sup>, a meta-analysis<sup>[93]</sup>, and a literature review<sup>[94]</sup>, ibuprofen had a low incidence of gastrointestinal drug reactions, comparable with that of acetaminophen and placebo. In epidemiological studies, ibuprofen has consistently exhibited the lowest relative risk of severe gastrointestinal complications compared with other NSAIDs and acetylsalicylic acid<sup>[95, 96, 97]</sup>. No symptom or syndrome emerged in the trials that was not predicted from the drug's pharmacology or could not have been anticipated based on ibuprofen's extensive use as an analgesic/antipyretic in adults.

Garcia-Rodriguez reported on the frequency of acute liver injury among 625,307 people who received NSAIDs in England and Wales between 1987 and 1991, of whom 311,716 were prescribed ibuprofen<sup>[98]</sup>. The incidence of acute liver injury among ibuprofen users was 1.6/100,000. This was the lowest incidence among the eight NSAIDs studied and was

significantly lower than the incidence among users of ketoprofen, piroxicam, fenbufen, or sulindac. For NSAID users as a group, the only factors that had an independent effect on the occurrence of acute liver injury were simultaneous use of hepatotoxic medication and the presence of rheumatoid arthritis.

### **Adverse Events with Doses of Ibuprofen $\geq$ 1200 mg/day**

#### **Gastrointestinal**

In clinical trials of NSAIDs, symptomatic upper GI ulcers, gross bleeding, or perforation occurred in approximately 1% of patients treated for 3-6 months and in about 2-4% of patients treated for 1 year. The risk continues beyond 1 year. The incidence of GI complications increases with increasing dose.

Incidence 3-9%: nausea, epigastric pain, heartburn. Incidence 1-3%: diarrhoea, abdominal distress, nausea and vomiting, indigestion, constipation, abdominal cramps or pain, fullness of the gastrointestinal tract (bloating or flatulence). Incidence <1%: gastric or duodenal ulcer with bleeding and/or perforation, gastrointestinal haemorrhage, melena, hepatitis, jaundice, abnormal liver function (SGOT, serum bilirubin and alkaline phosphatase).

#### **Allergic**

Incidence <1%: anaphylaxis (See *Contraindications*). Causal relationship unknown: fever, serum sickness, lupus erythematousus.

#### **Central Nervous System**

Incidence 3-9%: dizziness. Incidence 1-3%: headache, nervousness. Incidence <1%: depression, insomnia. Causal relationship unknown: paraesthesias, hallucinations, abnormal dreams

Aseptic meningitis and meningoencephalitis, in one case accompanied by eosinophilia in the cerebrospinal fluid, have been reported in patients who took ibuprofen intermittently and did not have any connective tissue disease.

#### **Dermatologic**

Incidence 3-9%: rash (including maculopapular type). Incidence 1-3%: pruritus. Incidence <1%: vesiculobullous eruptions, urticaria, erythema multiforma. Causal relationship unknown: alopecia, Stevens-Johnson syndrome.

#### **Cardiovascular**

Incidence <1%: congestive heart failure in patients with marginal cardiac function, elevated blood pressure, palpitations. Causal relationship unknown: arrhythmias (sinus tachycardia, sinus bradycardia, palpitations).



**Special Senses**

Incidence 1-3%: tinnitus. Incidence <1%: amblyopia (blurred and/or diminished vision, scotomata, and/or changes in colour vision). Causal relationship unknown: conjunctivitis, diplopia, optic neuritis.

**Haematologic**

Incidence <1%: leukopenia, decreases in haemoglobin and haematocrit. Causal relationship unknown: haemolytic anaemia, thrombocytopenia, granulocytopenia, bleeding episodes (e.g., purpura, epistaxis, haematuria, menorrhagia).

**Hepatic**

Liver enzyme elevations may occur in up to 15% of patients treated with ibuprofen.

**Renal**

Acute interstitial nephritis with hematuria, proteinuria, and occasionally nephrotic syndrome have been reported. Renal papillary necrosis has been reported. Causal relationship unknown: decreased creatinine clearance, polyuria, azotemia.

**Endocrine**

Causal relationship unknown: gynecomastia, hypoglycaemic reaction. Menstrual delays of up to 2 weeks and dysfunctional uterine bleeding occurred in nine patients taking ibuprofen, 400 mg t.i.d., for three days before menses.

**Metabolic**

Incidence 1-3%: decreased appetite, oedema, fluid retention.

**Safety Studies of Chlorpheniramine**

At therapeutic doses, the most frequent side effect of first-generation H<sub>1</sub>-receptor antagonists such as chlorpheniramine is sedation. Other adverse CNS effects include dizziness, tinnitus, lassitude, lack of coordination, fatigue, blurred vision, diplopia, euphoria, nervousness, insomnia, and tremors. Concurrent use of alcohol or other CNS depressants produces an additive effect that impairs motor skills<sup>[31]</sup>.

In a randomized, double-blind study, patients with allergic rhinitis were asked to record symptoms of drowsiness, dizziness, jitteriness, nausea, and headache<sup>[60]</sup>. Of 29 patients treated with chlorpheniramine (4 mg four times daily) 86% reported drowsiness, versus 61% of 33 patients in the placebo group. Dizziness was reported by 38% of those in the chlorpheniramine group, versus 15% of those in the placebo group. Jitteriness was reported by 45% in the chlorpheniramine group and 24% in the placebo group. Nausea and headache showed no change in frequency during treatment, in comparison with the frequency of those adverse events during a run-in period. Two patients in the chlorpheniramine group and none in the placebo group reported altered taste perception.

Seventeen of 42 patients (40%) with seasonal allergic rhinitis reported somnolence during 2 weeks of treatment with 4 mg chlorpheniramine three to four times daily in a randomized study<sup>[59]</sup>. Somnolence was significantly less frequent in patients treated with cetirizine (12%) or terfenadine (7%). Other frequently reported adverse events in all three treatment groups were headache, asthenia, and dry mouth.

Studies of the sedative effect of chlorpheniramine in healthy subjects are summarised in *Treatment of Overdosage, Examples of Chlorpheniramine Overdose*.

Antihistamines frequently cause side effects involving the digestive tract, including loss of appetite, nausea, vomiting, epigastric distress, and constipation or diarrhoea. The incidence of gastrointestinal side effects may be reduced by taking the drug with meals<sup>[31]</sup>.

Chlorpheniramine may produce anticholinergic effects including dryness of the mouth and respiratory passages, urinary retention or frequency, and dysuria<sup>[31]</sup>.

In three crossover studies, patients with asthma tolerated chlorpheniramine without untoward effects on pulmonary function<sup>[120]</sup>. The evaluations included a single-dose study in 10 non-steroid-dependent patients with mild asthma and allergic rhinitis and two studies (one in 18 patients with mild, non-steroid-dependent asthma and the other in 10 patients with steroid-dependent asthma) in which chlorpheniramine was given twice daily for 1 week.

## **Post-Market Adverse Drug Reactions**

### **Safety Data on Pseudoephedrine from Case Reports**

#### **Hyperthermia**

A 21-year-old man who was taking pseudoephedrine for weight loss died suddenly after receiving heat-phenol-inactivated typhoid vaccine and Japanese encephalitis vaccine<sup>[99]</sup>. While on a 3-mile run 75 minutes after the inoculation, he collapsed and was found pulseless and apnoeic. He was in asystole, with a rectal temperature of 42.2°C. External pacing, cooling, and resuscitation efforts were unsuccessful. There was no evidence of urticaria, angioedema, heart failure, thrombosis, cerebral oedema, or petechial haemorrhage. The sympathomimetic effects of pseudoephedrine may have decreased the cooling ability of the body and increased susceptibility to heat-related adverse effects. The combined pyrogenic effects of the vaccines, exercise, mild obesity, and an impaired thermoregulatory system may have contributed to the patient's death.

#### **Cardiovascular Adverse Reactions**

Hypertension and loss of consciousness were reported in a 17-year-old man within 30 minutes after ingestion of one tablet of pseudoephedrine 60 mg<sup>[100]</sup>. Blood pressure on admission was 170/110 mmHg, pulse was 124 beats per minute, and the patient was unresponsive to painful stimuli. Approximately 1 hour after ingestion of pseudoephedrine, the patient awoke spontaneously. Blood pressure was 124/80 mmHg; pulse was 96 beats per minute.

Pseudoephedrine may have induced a state of relative cerebral ischemia secondary to carotid vasoconstriction.

Postural hypotension was reported in a 28-year-old male aeroplane pilot after administration of pseudoephedrine 60 mg three times daily for 2 days. Physical examination revealed a supine blood pressure of 115/74 mmHg, which fell to 96/60 upon standing and was associated with dizziness lasting 10 to 15 seconds. Symptoms disappeared after discontinuation of pseudoephedrine and recurred upon rechallenge.<sup>[101]</sup>

Pseudoephedrine was reported to cause coronary artery spasm and myocardial infarction in a 28-year-old man.<sup>[102]</sup> The patient took 30 mg pseudoephedrine for rhinitis and experienced chest pressure. The next night he took an additional 60 mg and had crushing chest pressure. An electrocardiogram showed ST-segment elevation consistent with a myocardial infarction, and cardiac enzymes were elevated. The pain and electrocardiographic changes resolved after administration of sublingual nitroglycerin.

### **Dermatologic Adverse Reactions**

Brownstein reported two cases of fixed-type skin eruptions after use of Actifed®, a combination of pseudoephedrine with an antihistamine, triprolidine.<sup>[103]</sup> The rashes subsided within a few days after the medication was discontinued but reappeared after the patients again ingested Actifed. One of the two patients was challenged three times with 50-mg doses of pseudoephedrine. Each time, the rash recurred at the same sites. A fixed drug eruption was described in a 48-year-old woman on two occasions after administration of pseudoephedrine.<sup>[104]</sup> Indurated erythematous plaques developed on the right upper eyelid, elbows, antecubital fossae, axillae, and lower legs. The lesions were mildly pruritic. Discontinuance of pseudoephedrine and corticosteroid therapy resulted in clearing of the eruption on both occasions. Two similar cases of pseudoephedrine-induced fixed drug eruptions have been reported<sup>[105]</sup>.

In multiple separate episodes over the course of 19 years, a man developed intense pruritus of the fingers about 12 hours after ingesting pseudoephedrine-containing products<sup>[106]</sup>. This was followed by severe redness, swelling, heat, and white papules on the fingers. The swelling subsided after 7 days and was followed by desquamation lasting about 2 weeks.

After ingesting medication containing triprolidine plus 60 mg pseudoephedrine, a 10-year-old boy developed an oedematous, erythematous plaque<sup>[107]</sup>. The lesion cleared within 2 weeks and reappeared at the same site after rechallenge with 30 mg pseudoephedrine.

Pseudoephedrine was associated with pseudo-scarlatina in a 32-year-old woman<sup>[108]</sup>. The reaction recurred after rechallenge with pseudoephedrine.

### **Other Types of Adverse Reactions**

Severe agitation, screaming, and confusion occurred in a 10-month-old infant with phenylketonuria after administration of pseudoephedrine 15 mg every 6 hours for treatment of

acute otitis media. Symptoms were noted within 1 hour after the first dose and recurred after each dose for two subsequent doses. After discontinuation of pseudoephedrine, no further episodes occurred. The patient's plasma concentration of phenylalanine, which had previously ranged from 2 to 7 mg/dL, increased to 12 mg/dL during the illness<sup>[109]</sup>.

An 18-year-old woman developed symptoms presenting as recurrent toxic shock syndrome after ingesting pseudoephedrine-containing cold preparations and after a challenge with 60 mg pseudoephedrine<sup>[110]</sup>. She remained symptom-free for 1 year, during which she avoided pseudoephedrine-containing medications. When she inadvertently used a cough syrup containing pseudoephedrine, she again developed toxic shock symptoms.

### **Safety Data on Chlorpheniramine from Case Reports**

#### **Neurologic Adverse Reactions Other Than Sedation**

A 36-year-old man developed extreme lethargy, a throbbing headache, premature ventricular contractions, and loss of touch sensation after treatment of sinusitis with chlorpheniramine (twice daily for 10 days), phenylephrine, and tetracycline<sup>[111]</sup>. The patients' symptoms resolved shortly after withdrawal of all medications.

A 57-year-old man had developed progressive left-sided facial dyskinesia beginning 8 years previously<sup>[112]</sup>. At that time, he had taken antihistamines daily for allergic rhinitis for 20 years. The dyskinesia began as left-sided blepharospasm, progressed to involve the entire left side of the face and mouth, and was unresponsive to diphenylhydantoin, phenobarbital, or chlordiazepoxide. The patient discontinued his antihistamine medication and improved dramatically within 6 weeks.

#### **Hematologic Adverse Reactions**

Hematologic complications from the use of chlorpheniramine, including agranulocytosis, thrombocytopenia, and haemolytic anaemia, are very rare.

Two cases of agranulocytosis during use of chlorpheniramine have been reported. A 76-year-old woman developed agranulocytosis after parenteral and oral treatment with chlorpheniramine for a wasp sting<sup>[113]</sup>. Upon discontinuation of the antihistamine and after supportive therapy, the patient's white cell count returned to normal. A 48-year-old woman with a history of stroke, hypertension, diabetes, and chronic renal failure died of agranulocytosis 1 week after taking nonprescription cold medications containing chlorpheniramine, acetaminophen, pseudoephedrine, dextromethorphan, phenylpropanolamine, and acetylsalicylic acid<sup>[114]</sup>. The role of chlorpheniramine in this case is unclear because of the patient's exposure to the other nonprescription drugs.

Two cases of thrombocytopenia during use of chlorpheniramine have been reported. A 32-year-old woman developed thrombocytopenia and was hospitalised after taking chlorpheniramine for 1 month<sup>[115]</sup>. She was hospitalised and successfully treated with prednisone. One year later she again developed thrombocytopenia, after taking three chlorpheniramine tablets per day for 3

days. Her platelet count returned to normal after discontinuation of the drug. A 53-year-old man developed severe thrombocytopenia after taking a combination of chlorpheniramine, acetylsalicylic acid, and phenylephrine hydrochloride for 3-4 days to treat an upper respiratory tract infection<sup>[116]</sup>. The patient's platelet count returned to normal after prednisone treatment.

A 51-year-old man developed aplastic anaemia after long-term use of chlorpheniramine (6 mg per day for three to four days per week for several months) to treat allergic rhinitis<sup>[117]</sup>. The patient recovered after treatment with steroids. A definite cause-effect relationship could not be established, and the patient was not re-challenged.

A 47-year-old woman developed progressive haemolytic anaemia and was hospitalised 3 weeks after taking 4 mg of chlorpheniramine daily for 3 days<sup>[118]</sup>. Immune complexes were detected in the patient's serum. She was successfully treated with prednisone and transfusion.

### **Hypersensitivity to Antihistamines**

Hypersensitivity reactions to H<sub>1</sub>-antihistamines are rare. A 57-year-old woman developed generalized urticaria 4 hours after taking 4 mg chlorpheniramine to treat scalp itching and rash apparently caused by hair dye. The urticaria was successfully treated with methylprednisolone. In separate episodes, she developed skin reactions to other antihistamines (cetirizine, triprolidine, loratadine, fexofenadine, and mequitazine)<sup>[119]</sup>.

## **DRUG INTERACTIONS**

### **Serious Drug Interactions**

- With acetaminophen may increase the risk of adverse renal effect.
- With acetylsalicylic acid (ASA) or other NSAIDs including ibuprofen may result in possible additive side effects. (See *Contraindications*).
- With anticoagulants may increase the risk of GI adverse events (e.g., ulceration and bleeding).
- With antihypertensives the benefit and risk must be weighed individually.
- With CNS depressants may increase CNS depressant effects.
- With digoxin may increase serum digoxin concentration and the risk of digoxin toxicity.
- With diuretics may reduce the diuretic effect.
- With hypoglycaemic agents (oral agents and insulin) may increase the risk of hypoglycaemia.
- With lithium may elevate plasma lithium levels, reduce renal lithium clearance and increase the risk of lithium toxicity.
- With methotrexate may increase the risk of methotrexate toxicity.
- With monoamine oxidase inhibitors may result in hypertensive crisis and other serious adverse reactions (See *Contraindications*).
- With phenytoin may delay hepatic metabolism of phenytoin and increase risk of phenytoin toxicity.

## **Overview**

Advil® Cold & Sinus Nighttime is not recommended for concomitant use with any other NSAIDs, including ASA and other ibuprofen containing products. Documented or possible drug interactions with Advil® Cold & Sinus Nighttime include acetaminophen, digoxin, anticoagulants, oral antidiabetic agents and insulin, antihypertensives, diuretics, methotrexate, lithium, alcohol and other CNS depressant drugs, phenytoin and other protein-bound drugs.

## **Drug-Drug Interactions**

The drugs listed in this section are based on either drug interaction case reports or studies, or potential interactions due to the expected magnitude and seriousness of the interaction (*i.e.*, those identified as contraindicated).

### **Acetaminophen**

Although interactions have not been reported, concurrent use with Advil® Cold & Sinus Nighttime is not advisable: it may increase the risk of adverse renal effect.

### **Acetylsalicylic acid (ASA) or other NSAIDs**

The use of Advil® Cold & Sinus Nighttime in addition to any other NSAID, including ASA, is not recommended due to the possibility of additive side effects. Animal studies show that acetylsalicylic acid given with NSAIDs, including ibuprofen, yields a net decrease in anti-inflammatory activity with lowered blood levels of the non-ASA drug. Single-dose bioavailability studies in normal volunteers have failed to show an effect of acetylsalicylic acid on ibuprofen blood levels. Correlative clinical studies have not been conducted (See *Contraindications*).

No clinically meaningful loss of cardioprotection was observed, when patients on low dose ASA (81 mg) were administered 400 mg ibuprofen T.I.D. <sup>[191]</sup>, keeping in mind that combination NSAID therapy is associated with additive adverse reactions.

### **Acetylsalicylic acid (ASA) Low Dose**

Ibuprofen can interfere with the anti-platelet effect of low-dose ASA (81 - 325 mg per day). Long-term daily use of ibuprofen may render ASA less effective when used for cardioprotection and stroke prevention. To minimize this interaction, regular users of ibuprofen and low-dose, immediate-release ASA should take the ibuprofen at least one hour after or 11 hours before the daily low-dose ASA. The use of delayed-release (e.g. enteric coated) ASA is not recommended when using ibuprofen regularly. Healthcare professionals should advise consumers and patients regarding the appropriate concomitant use of ibuprofen and ASA.

### **Alcohol and Other CNS Depressant Drugs**

Because of the possibility of additive CNS depressant effects, patients should avoid alcoholic beverages when taking Advil® Cold & Sinus Nighttime. Caution is necessary if Advil® Cold & Sinus Nighttime is used by patients who are taking sedatives or tranquilizers.

### **Antacids**<sup>[86]</sup>

A bioavailability study has shown that there was no interference with the absorption of ibuprofen when given in conjunction with an antacid containing aluminium hydroxide and magnesium hydroxide.

### **Anticoagulants**<sup>[83,84]</sup>

Numerous studies have shown that the concomitant use of NSAIDs and anticoagulants increases the risk of GI adverse events such as ulceration and bleeding. Because prostaglandins play an important role in hemostasis, and NSAIDs affect platelet function, concurrent therapy of ibuprofen with warfarin requires close monitoring to be certain that no change in anticoagulant dosage is necessary. Several short-term controlled studies failed to show that ibuprofen significantly affected prothrombin time or a variety of other clotting factors when administered to individuals on coumarin-type anticoagulants. Nevertheless, the physician, should be cautious when administering Advil<sup>®</sup> Cold & Sinus Nighttime to patients on anticoagulants.

### **Antihypertensives**

Combinations of ACE inhibitors, angiotensin-II antagonists, or diuretics with NSAIDs might have an increased risk for acute renal failure and hyperkalemia. Blood pressure and renal function (including electrolytes) should be monitored more closely in this situation, as occasionally there can be a substantial increase in blood pressure.

Prostaglandins are an important factor in cardiovascular homeostasis and inhibition of their synthesis by NSAIDs may interfere with circulatory control. NSAIDs may elevate blood pressure in patients receiving antihypertensive medication. Two meta analyses<sup>[179,180]</sup> have observed this relationship for NSAIDs as a class and for certain NSAIDs in particular, but ibuprofen did not significantly affect blood pressure in either meta analysis. Consistent with this lack of effect, a study by Davies et al.<sup>[181]</sup> showed that ibuprofen 1600 mg/day for 14 days did not attenuate the antihypertensive effect of two  $\alpha$ -adrenergic blockers. Houston et al.<sup>[182]</sup> showed no effect of three weeks' therapy with ibuprofen on the antihypertensive efficacy of verapamil, but it is not known whether this lack of interaction extends to other classes of calcium channel blockers.

When renal perfusion pressure is reduced both prostaglandins and angiotensin II are important mediators of renal autoregulation.<sup>[183]</sup> As a class, the combination of an NSAID and angiotensin converting enzyme inhibitor theoretically may have the potential to decrease renal function. One study found a clinically significant decrease in renal function in 4 of 17 patients treated with hydrochlorothiazide and fosinopril who received ibuprofen 2400 mg/day for one month.<sup>[184]</sup> In contrast, Minuz<sup>[185]</sup> found no effect on the antihypertensive effect of enalapril or on plasma renin or aldosterone following two days' treatment with ibuprofen 1200 mg/day.

The relationship of ibuprofen and antihypertensives is clearly not well defined. The benefits of concomitant medication should be analysed and compared to the potential risks before being prescribed. If ibuprofen is being recommended for long-term use, then periodic monitoring of

blood pressure may be useful. Blood pressure monitoring is not necessary if ibuprofen is being recommended for short-term use as an analgesic.

### **Cough-cold/allergy Medications**

The use of other decongestants, cough and cold medications, allergy medications or medications containing pseudoephedrine or ibuprofen should be avoided as it can increase the risk of serious side effects and overdose.

### **Digoxin<sup>[82]</sup>**

Ibuprofen has been shown to increase serum digoxin concentration. Increased monitoring and dosage adjustments of digitalis glycoside may be necessary during and following concurrent ibuprofen therapy.

### **Diuretics**

Clinical studies, as well as random observations, have shown that ibuprofen can reduce the natriuretic effect of furosemide and thiazides in some patients. This response has been attributed to inhibition of renal prostaglandin synthesis. During concomitant therapy with ibuprofen, the patient should be observed closely for signs of renal failure as well as to assure diuretic efficacy.

### **H-2 antagonists**

In studies with human volunteers, coadministration of cimetidine or ranitidine with ibuprofen had no substantive effect on ibuprofen serum concentrations <sup>[187, 188]</sup>.

There are no known interactions when chlorpheniramine maleate and H-2 antagonists are used concomitantly<sup>[189]</sup>.

### **Hypoglycaemic Agents**

Ibuprofen may increase hypoglycaemic effects of oral antidiabetic agents and insulin.

### **Lithium<sup>[80]</sup>**

Ibuprofen produced an elevation of plasma lithium levels and a reduction in renal lithium clearance in a study of eleven normal volunteers. The mean minimum lithium concentration increased 15% and the renal clearance of lithium was decreased by 19% during this period of concomitant drug administration. This effect has been attributed to inhibition of renal prostaglandin synthesis by ibuprofen. Thus, when ibuprofen and lithium are administered concurrently, subjects should be observed carefully for signs of lithium toxicity.

### **Methotrexate<sup>[81]</sup>**

Ibuprofen as well as other NSAIDs has been reported to competitively inhibit methotrexate accumulation in rabbit kidney slices. This may indicate that ibuprofen could enhance the toxicity of methotrexate. Caution should be used when ibuprofen is administered concomitantly with methotrexate.



### **Monoamine Oxidase Inhibitors**

Advil® Cold & Sinus Nighttime should not be used concomitantly with MAO inhibitors or for 14 days after stopping the MAOI drug. MAO inhibitors are prescribed for treatment of depression, psychiatric or emotional conditions, or Parkinson's disease. Hypertensive crisis and other serious adverse reactions have been reported in patients using pseudoephedrine or other sympathomimetic drugs such as ephedrine in combination with or shortly after discontinuing MAO inhibitors<sup>[75, 76, 77]</sup> (See *Contraindications*).

### **Selective Serotonin Reuptake Inhibitors (SSRIs)** <sup>[192], [193]</sup>

Studies report an increased risk of gastrointestinal (GI) ulceration and bleeding when Ibuprofen as well as other NSAIDs are taken concomitantly with selective serotonin reuptake inhibitors (SSRIs) than when either class of drugs is taken alone (See Warnings and Precautions – Gastrointestinal).

### **Phenytoin**

Concomitant chlorpheniramine may delay the hepatic metabolism of phenytoin, potentially resulting in phenytoin toxicity. Two cases of phenytoin toxicity have been reported in patients who took chlorpheniramine concomitantly.

A 28-year-old woman who was taking 250 mg phenytoin daily for treatment of epilepsy began using chlorpheniramine (12 to 16 mg daily) for hay fever. Two days later, developed involuntary movements of the lower jaw and face. She did not have ataxia or nystagmus. Two weeks after beginning concomitant chlorpheniramine, she had a serum phenytoin concentration of 30 micrograms/mL, which was above the upper limit of the therapeutic range (25 micrograms/mL). When evaluated 1 month after she had stopped taking chlorpheniramine, her abnormal movements had ended, and her serum phenytoin concentration was 16 micrograms/mL<sup>[78]</sup>.

A young woman with a history of epilepsy and prior treatment with phenytoin began taking 4 mg chlorpheniramine three times daily to treat a rash. One week after beginning chlorpheniramine, she resumed treatment with phenytoin (100 mg three times daily). Over the ensuing week, she rapidly developed drowsiness, ataxia, diplopia, tinnitus, and episodes of occipital headaches with vomiting. Upon admission to hospital, she was drowsy and unable to stand, with gross bilateral horizontal nystagmus and cerebellar ataxia. Plasma concentrations of phenytoin were initially in the toxic range but decreased to therapeutic levels after chlorpheniramine was discontinued. At the same time, the patient's neurological signs and symptoms resolved<sup>[79]</sup>.

### **Other Drugs**

Advil® Cold and Sinus Nighttime should be used with caution when other drugs, also having a high affinity for protein binding sites, are used concurrently. However, while ibuprofen binds extensively to plasma proteins, interactions with other protein-bound drugs occur rarely. Caution should be used when taking Advil® Cold and Sinus Nighttime in conjunction with probenecid, thyroxine, cyclosporine, antibiotics (e.g. levofloxacin), phenytoin, corticosteroids or benzodiazepines.

### **Drug-Food Interactions**

Interactions with food have not been established.

### **Drug-Herb Interactions**

Interactions with herbs have not been established.

### **Drug-Laboratory Interactions**

Interactions with laboratory tests have not been established.

### **Drug-Lifestyle Interactions**

Avoid drinking alcohol while taking Advil® Cold & Sinus Nighttime, as this may increase the risk of serious stomach bleeding. Avoid smoking while taking Advil® Cold & Sinus Nighttime or other NSAIDs.

## **DOSAGE AND ADMINISTRATION**

### **Dosing Considerations**

Do not take for fever for more than 3 days or for pain/cold symptoms for more than 5 days.

Patients older than 65 years should not use Advil Cold & Sinus Nighttime.

### **Recommended Dose and Dosage Adjustment**

Adults under 65 years of age and Children over 12 years of age: Take 1 to 2 caplets every 4-6 hours while symptoms persist. No more than 6 caplets are to be taken in 24 hours, unless directed by a physician.

### **Missed Dose**

Take the missed dose as soon as you remember. If it is almost time for your next dose, wait until then to take your medicine and skip the missed dose. Do not take two doses at the same time.

### **Administration**

See *Recommended Dose and Dosage Adjustment*.

## **OVERDOSAGE**

### **Symptoms of Overdosage**

Advil® Cold & Sinus Nighttime contain ibuprofen, pseudoephedrine hydrochloride and chlorpheniramine maleate. The toxicity of overdose is dependent upon the amount of the product ingested and the time elapsed since ingestion; individual responses may vary, thus making it necessary to evaluate each case separately. The most frequently reported symptoms of the three combination drugs in situations of overdose include abdominal pain, nausea, vomiting, lethargy and drowsiness, headache, tinnitus, CNS depression or stimulation (especially in young children), seizures, anxiety, hyper-excitability, irritability, delirium, convulsions, dilated pupils,

flushed face, dry mouth, tachycardia, bradychardia, hypertension or hypotension, atrial fibrillation, abnormal speech, visual and tactile hallucinations, ataxia, and hyper-reflexia. Metabolic acidosis, electrolyte disturbances, coma, acute renal failure, and apnoea (primarily in very young children) may rarely occur.

### **Treatment of Overdosage**

In cases of acute overdose, the stomach should be emptied through induction of emesis (in alert patients only) or gastric lavage. Due to the rapid absorption of pseudoephedrine and ibuprofen from the gut, emesis is most effective if initiated within 30 minutes of ingestion. Orally administered activated charcoal may help in reducing the absorption of drugs when given less than 2 hours following ingestion. There is some evidence that repeated administration of activated charcoal may bind the medication that has diffused from the circulation.<sup>[178]</sup> Inducing diuresis may be helpful. The treatment of acute overdose is primarily supportive. Cardiac status should be monitored and the serum electrolytes measured. If there are signs of cardiac toxicity, propranolol may be administered intravenously. A slow infusion of a dilute solution of potassium chloride should be initiated in the event of a drop in the serum potassium level. Despite hypokalemia, the patient is unlikely to be potassium depleted; therefore, overload must be avoided. Monitoring of the serum potassium is advisable for several hours after administration of the salt. For delirium or convulsions, intravenous administration of diazepam is indicated.

Hypotension may be treated with vasopressors, although epinephrine should not be used because it may further lower blood pressure<sup>[72]</sup>. Stimulants (analeptic agents) should be avoided because they may cause seizures<sup>[138]</sup>.

For management of a suspected drug overdose, contact your regional Poison Control Centre.

### **Examples Of Ibuprofen Overdose**

A 41-year-old man with multiple medical problems, including long-term renal insufficiency, developed near-fatal acute renal failure after ingestion of a massive dose (36 g) of ibuprofen<sup>[122]</sup>. He required dialysis for several months, at which point his renal function improved.

In children, ibuprofen overdoses less than 100 mg/kg are unlikely to produce toxicity. In adults, the dose of ibuprofen reportedly ingested does not appear to be predictive of toxicity.

With electrolyte replacement and other intensive measures, a 21-month-old child recovered within 5 days after accidental ingestion of 8 g of ibuprofen<sup>[123]</sup>. A 2-year-old child who ingested approximately 8 g of ibuprofen was treated with activated charcoal, developed metabolic acidosis and acute renal insufficiency, and recovered within 72 hours<sup>[124]</sup>. A 6-year-old child became comatose after ingesting 6 g of ibuprofen<sup>[125]</sup>. He was treated with gastric lavage, charcoal, and various supportive measures and recovered within 24 hours.

### **Examples of Pseudoephedrine Hydrochloride Overdose**

Hypertensive crisis (blood pressure 200/160 mmHg) was reported in a 23-year-old man after ingestion of 840 mg pseudoephedrine (in Trinalin® tablets; also containing azatadine). The

patient presented with severe headache, dizziness, diaphoresis, and epigastric pain. His hypertension was treated effectively with intravenous labetalol<sup>[126]</sup>.

In a study to determine the toxicity of pseudoephedrine in children 2 to 6 years of age, 22% of 101 exposures to doses ranging from 30 to 180 mg were associated with drowsiness, and 7% were associated with mild hyperactivity<sup>[127]</sup>. The symptoms were mild, and the children were treated with fluids and observation.. Of 39 exposures to doses above 180 mg, 15% were associated with drowsiness and 13% were associated with mild hyperactivity.

Hypertension was reported in an 8-week-old infant after administration of pseudoephedrine 7.5 mg four times daily orally and phenylephrine 1/4% intranasally four times daily for 7 days. The infant's blood pressure normalized after discontinuation of the decongestants and remained normal at follow-up<sup>[128]</sup>.

A 2-year-old boy was overdosed with a non-prescription cough and cold preparation containing 7.5 mg dextromethorphan and 15 mg pseudoephedrine per 5 mL<sup>[129]</sup>. After receiving three doses of 1.5 teaspoonfuls spaced 6 hours apart, he developed hyperexcitability, hyperirritability, agitation, incoherent babbling, and difficulty maintaining his balance. On examination, the patient exhibited hyperactivity, ataxia, dilated pupils, and tachycardia (180 beats per minute). His status normalized over a period of 4 hours.

A 3-year-old girl experienced visual hallucinations after administration of a non-prescription decongestant containing pseudoephedrine<sup>[130]</sup>. The child had inadvertently been given 20 mg/kg of pseudoephedrine administered in two doses over the previous 12 hours. A 5-year-old boy suffered from severe hallucinations beginning 5 hours after drinking 60 mL of a syrup containing pseudoephedrine and triprolidine (Actifed®)<sup>[131]</sup>.

Pseudoephedrine overdose may precipitate psychosis in individuals with underlying psychiatric disorders.

A 27-year-old man with a history of bipolar affective disorders experienced an episode of acute paranoid psychosis after chronic abuse of Actifed® syrup (pseudoephedrine and triprolidine)<sup>[132]</sup>. The patient had abused Actifed® for several years, taking one to two bottles on weekends. Approximately 4 days prior to onset of visual and auditory hallucinations and paranoia, he had increased the amount to two bottles per day. His hallucinations disappeared within 1 day after discontinuation of Actifed®.

A mixed bipolar psychotic disorder was precipitated by a large dose of pseudoephedrine in a 13-year-old girl with a familial predisposition to psychotic disorders<sup>[133]</sup>. The patient took 8 tablets of 60 mg pseudoephedrine in one afternoon. She was hospitalized for psychiatric treatment and was discharged after 2 weeks. She had another psychotic episode 7 months later, without exposure to pseudoephedrine.

A 19-month-old girl who ingested approximately 600 mg of pseudoephedrine experienced a generalized tonic clonic seizure<sup>[134]</sup>.

### **Examples of Ibuprofen/Pseudoephedrine Hydrochloride Combination Products Overdose**

In seven of eight reports of overdose with an ibuprofen/pseudoephedrine hydrochloride combination, the patients recovered without hospitalisation. A 17-year-old woman ingested eight tablets of ibuprofen/pseudoephedrine hydrochloride combination plus 24 to 30 tablets of extra-strength Tylenol. She was treated with Mucomyst and charcoal and was discharged from the hospital after a 2-day stay<sup>[139]</sup>.

**In pediatric patients**, the estimated amount of ibuprofen ingested per body weight may be helpful to predict the potential for development of toxicity although each case must be evaluated. Ingestion of less than 100 mg/kg is unlikely to produce toxicity. Pediatric patients ingesting 100 to 200 mg/kg may be managed with induced emesis and a minimal observation time of at least four hours. Pediatric patients ingesting 200 to 400 mg/kg of ibuprofen should have immediate gastric emptying and at least four hours observation. Pediatric patients ingesting greater than 400 mg/kg require immediate medical referral, careful observation and appropriate supportive therapy. Induced emesis is not recommended in overdoses greater than 400 mg/kg because of the risk for convulsions and the potential for aspiration of gastric contents.

**In adult patients**, the dose reportedly ingested does not appear to be predictive of toxicity. The need for referral and follow-up must be judged by the circumstances at the time of the overdose ingestion. Symptomatic adults should be carefully evaluated, observed and supported.

### **Examples of Chlorpheniramine Overdose**

Adult overdosage usually causes CNS depression with drowsiness or coma followed by excitement and seizures. Severe toxicity in children and adults may result in deep coma, cardiorespiratory collapse, or death. The onset of symptoms may occur within 30 minutes to 2 hours after ingestion; death may occur several days after the onset of toxic symptoms<sup>[31]</sup>.

The probable oral lethal dose of chlorpheniramine is approximately 5 to 50 mg/kg<sup>[135]</sup>. Postmortem analysis of the blood of a young man who apparently died of pulmonary oedema revealed the following drug concentrations: chlorpheniramine, 1.1 mg/L; ethanol, 0.12%; diazepam, 0.2 mg/L; desmethyldiazepam, 0.2 mg/L<sup>[39]</sup>.

Data from poison control centres for the period 1988 to 1992 indicated that accidental exposure to paediatric cough and cold preparations containing chlorpheniramine, in comparison with preparations that did not contain chlorpheniramine, did not increase the risk of an adverse outcome in children under 6 years of age<sup>[136]</sup>. A total of 10,289 cases of accidental exposure were evaluated.

Of 3.8 million exposures involving children under 6 years of age reported to U.S. poison control centres in 1985 to 1989, 38 thousand involved antihistamines, and of those, 20 children had major effects (life-threatening symptoms or residual disability) and four children died<sup>[137]</sup>.

## **ACTION AND CLINICAL PHARMACOLOGY**

### **Mechanism of Action**

#### **Ibuprofen**

Like other nonsteroidal anti-inflammatory drugs (NSAIDs), ibuprofen is an analgesic, antipyretic, and anti-inflammatory medication<sup>[1]</sup>. The principal mechanism of action of ibuprofen and other NSAIDs is inhibition of prostaglandin biosynthesis<sup>[2, 3]</sup>. Prostaglandins contribute to fever, pain, and inflammation by sensitizing tissues to pain- and inflammation-producing mediators such as histamine, 5-hydroxytryptamine, and kinins. The committed step in prostaglandin biosynthesis is catalyzed by prostaglandin endoperoxide synthase, also known as cyclooxygenase<sup>[4]</sup>. NSAIDs decrease prostaglandin biosynthesis by inhibiting cyclooxygenase.

A recent study confirmed that ibuprofen 400 mg provided a significantly faster onset of relief as measured by first perceptible relief, meaningful relief, per cent attaining complete relief, and superior overall analgesic efficacy compared to acetaminophen 1000 mg for relief of episodic tension-type headache.<sup>[177]</sup>

#### **Pseudoephedrine Hydrochloride**

Pseudoephedrine acts directly on both alpha- and, to a lesser degree, beta-adrenergic receptors<sup>[6]</sup>. It is believed that alpha-adrenergic effects result from inhibition of the production of cyclic adenosine-3',5'-monophosphate (AMP) by inhibition of the enzyme adenylyl cyclase, whereas beta-adrenergic effects result from stimulation of adenylyl cyclase activity. Like ephedrine, pseudoephedrine also acts indirectly by causing release of norepinephrine from its storage sites<sup>[16]</sup>.

Pseudoephedrine acts directly on alpha-adrenergic receptors in the mucosa of the respiratory tract, producing vasoconstriction that results in shrinkage of swollen nasal mucous membranes, reduction of tissue hyperaemia, oedema, and nasal congestion, and, thereby, an increase in nasal airway patency<sup>[16]</sup>. Drainage of sinus secretions is increased, and obstructed eustachian ostia may be opened<sup>[16]</sup>.

#### **Chlorpheniramine Maleate**

Chlorpheniramine belongs to the alkylamine class of antihistamines and is a reversible, competitive inhibitor of the interaction of histamine with H<sub>1</sub> receptors<sup>[31]</sup>. H<sub>1</sub>-receptor antagonists effectively block the action of histamine, which includes increased capillary permeability, oedema, and wheal. Flare (erythaema) and itching, manifestations of the action of histamine on nerve endings, are suppressed by H<sub>1</sub>-receptor antagonists. In addition, H<sub>1</sub> antagonists inhibit the vasoconstrictor effects of histamine. H<sub>1</sub> antagonists inhibit most responses of smooth muscle to histamine but have little effect on allergic bronchoconstriction in humans, which is caused primarily by mediators other than histamine, such as leukotrienes and platelet activating factor. Chlorpheniramine is a first-generation antihistamine and, as such, has effects on the central nervous system (CNS), including diminished alertness, slowed reaction time, and somnolence.

Patients vary in their susceptibility to such effects, and some patients may experience stimulation rather than sedation. Alkylamine antihistamines are less likely to depress the CNS and cause sedation than another class of antihistamines, the ethanolamines, including diphenhydramine<sup>[31, 32]</sup>.

In addition to the H<sub>1</sub> receptor, chlorpheniramine has affinity for muscarinic cholinergic receptor subtypes m<sub>1</sub>–m<sub>5</sub><sup>[33]</sup>. The drug's anticholinergic activity may be related to its ability to reduce nasal secretions<sup>[34]</sup>.

## **Pharmacokinetics**

### **Absorption:**

#### **Ibuprofen**

Ibuprofen is a racemic mixture of R-(-) ibuprofen and S-(+) ibuprofen. R-(-) ibuprofen undergoes extensive (53% to 65%) enantiomeric conversion to S-(+) ibuprofen in humans<sup>[5]</sup>. S-(+) ibuprofen is the pharmacologically active enantiomer.

Ibuprofen is rapidly absorbed after oral administration. Serum concentrations reach a peak within 1 to 2 hours in adults<sup>[4]</sup> and in children<sup>[6,7,8]</sup>. Food decreases the rate but not the extent of ibuprofen absorption<sup>[4]</sup>.

#### **Pseudoephedrine Hydrochloride**

After oral administration, pseudoephedrine is readily and completely absorbed from the gastrointestinal tract, with no evidence of first-pass metabolism<sup>[16, 17]</sup>. The absorption rate of pseudoephedrine, as measured by its urinary excretion rate, is significantly increased by the concurrent administration of aluminium hydroxide gel, is decreased by kaolin, and is unaffected by sodium bicarbonate<sup>[18]</sup>.

#### **Chlorpheniramine Maleate**

Chlorpheniramine is detectable in plasma within 30 minutes after oral administration. Plasma concentrations of chlorpheniramine peak at approximately 2 hours post-dose and gradually fall over the next 46 hours<sup>[35, 36]</sup>. Oral bioavailability has been reported as 25% to 50%<sup>[37]</sup>.

Chlorpheniramine is a racemic mixture of R-(-) chlorpheniramine and S-(+) chlorpheniramine. After an oral dose, serum concentrations of S-(+) chlorpheniramine are approximately double those of R-(-) chlorpheniramine, because of slower clearance of S-(+) chlorpheniramine<sup>[38]</sup>.

### **Distribution:**

#### **Ibuprofen**

After oral administration, the volume of distribution of ibuprofen was 0.1–0.2 L/kg in adults<sup>[9]</sup>. At therapeutic concentrations, ibuprofen is extensively bound to whole human plasma and binds primarily to site II of purified albumin<sup>[9]</sup>.

Ibuprofen is rapidly excreted in breast milk. Thirty minutes after oral ingestion of 400 mg of ibuprofen, the concentration in breast milk was found to be 13 ng/mL<sup>[15]</sup>. The milk:plasma ratio was 1:126, and the exposure of a suckling infant to ibuprofen was calculated to be approximately 0.0008% of the maternal dose<sup>[15]</sup>. Studies in animals indicate that ibuprofen is transported across the placenta.

### **Pseudoephedrine Hydrochloride**

The volume of distribution of pseudoephedrine ranged from 2.64 L/kg to 3.51 L/kg in single- and multiple-dose studies<sup>[19,20]</sup>. Pseudoephedrine concentration-time data after oral administration are well described using a one body compartment model with first-order absorption and elimination<sup>[19,20]</sup>. The approximate plasma clearance of pseudoephedrine is 0.44 L/h/kg<sup>[19]</sup>.

Pseudoephedrine is presumed to cross the placenta and to enter the cerebrospinal fluid<sup>[28]</sup>. Approximately 0.4% to 0.7% of an oral dose is excreted in breast milk over 24 hours<sup>[29]</sup>. Pseudoephedrine levels two to three times higher in milk than in plasma have been reported<sup>[29]</sup>. Adverse effects (irritability, excessive crying, disturbed sleeping patterns) were reported in a breast-fed infant whose mother had taken a long-acting oral decongestant (120 mg *d*-isopropylamine sulfate, 6 mg dexbrompheniramine) twice daily<sup>[30]</sup>. Discontinuation of the medication and substitution of an artificial formula for the next two feedings were associated with resumption of normal behaviour by the infant within 12 hours.

### **Chlorpheniramine Maleate**

Chlorpheniramine is widely distributed, with reported volumes of distribution ranging from 2 to 8 L/kg<sup>[37]</sup>. In a patient who died of overdose, chlorpheniramine was detected in the brain, lungs, kidneys, and liver<sup>[39]</sup>. Chlorpheniramine is approximately 70% bound to plasma proteins<sup>[37]</sup>.

Although human and animal data are inconclusive, it appears likely that chlorpheniramine and its metabolites may cross the placenta and appear in the milk of lactating mothers<sup>[37]</sup>.

### **Metabolism:**

#### **Ibuprofen**

The plasma half-life ( $t_{1/2}$ ) of ibuprofen in adults and children is 1.5–2.0 hours<sup>[6,10]</sup>. There is no appreciable plasma accumulation of ibuprofen or its metabolites with repeated doses<sup>[4]</sup>. Two major metabolites, 2-[4-(2-carboxypropyl)phenyl] propionic acid and 2-[4-(2-hydroxy-2-methylpropyl)propionic acid, have been identified in plasma and in urine<sup>[11,12]</sup>.



Cytochrome P450 (CYP) 2C9 has been identified as the most important enzyme in the oxidative metabolism of R-(-) and S-(+) ibuprofen<sup>[13]</sup>. Ibuprofen does not appear to induce the formation of drug-metabolizing enzymes in rats<sup>[12]</sup>.

There is no evidence of changes in metabolism or elimination of ibuprofen with advanced age. A pharmacokinetic evaluation of ibuprofen in subjects 65 to 78 years of age compared with young adult subjects (22 to 35 years of age) found no clinically significant difference in the pharmacokinetic profiles of ibuprofen for the two age groups<sup>[14]</sup>. Furthermore, there was no statistically significant difference between the two age groups in the urinary excretion pattern of the drug and its major metabolites.

### **Pseudoephedrine Hydrochloride**

Less than 1% of pseudoephedrine is eliminated by hepatic metabolism. The major biotransformation of pseudoephedrine is N-demethylation to the active metabolite norpseudoephedrine<sup>[17]</sup>.

Because pseudoephedrine is a weak base, with a pKa of 9.2, its half-life is dependent on urinary pH. The serum half-life increases as urine pH increases, varying from 1.9 hours at pH 5.6 to 21 hours at pH 7.8<sup>[26, 27]</sup>. At urine pH greater than 7.0, pseudoephedrine is extensively reabsorbed in the renal tubules, and therefore its excretion rate is dependent on urine flow rate. Higher flow rates decrease the intratubular drug concentration and the time for reabsorption, leading to greater renal clearance. When urine pH is acidic, renal reabsorption is negligible and urine flow does not influence clearance of the drug.

### **Chlorpheniramine Maleate**

The elimination half-life of chlorpheniramine is approximately 20 hours in adults<sup>[36]</sup>. In a study of eight healthy, elderly women (mean age, 68 years), the mean serum elimination half-life was 23 hours<sup>[40]</sup>. The clearance of chlorpheniramine is higher and the elimination half-life is shorter in children than in adults<sup>[37,41]</sup>.

Extensive first-pass metabolism of chlorpheniramine occurs and may be saturable<sup>[37]</sup>. Demethylated metabolites (didesmethyl and monodesmethyl derivatives) have been identified, as well as polar metabolites: an alcohol and an acid<sup>[35]</sup>.

### **Excretion:**

#### **Ibuprofen**

Parent drug and metabolites are excreted primarily in the urine. Bile and faeces are relatively minor elimination routes. Approximately 80% of an ibuprofen dose is recovered in urine within 24 hours, primarily as carboxymetabolites and hydroxymetabolites, both conjugated and unconjugated<sup>[9]</sup>.

### **Pseudoephedrine Hydrochloride**

Pseudoephedrine is excreted largely unchanged in urine, with 43% to 96% recovered in 24 hours<sup>[18, 21, 22, 23, 24, 25]</sup>. Norpseudoephedrine recovery from urine ranged from less than 1% to 7%<sup>[21, 23, 24, 26]</sup>.

### **Chlorpheniramine Maleate**

Chlorpheniramine and its metabolites are excreted primarily via the kidneys. Faecal excretion accounts for less than 1% of the dose administered<sup>[35]</sup>. The percentage of unchanged drug recovered in the urine has ranged from 0.3% to 34%, depending on urine pH, rate of urine flow, and whether single or multiple doses were given<sup>[37, 42]</sup>.

### **STORAGE AND STABILITY**

Advil® Cold & Sinus Nighttime should be stored at room temperature (15-30°C).

*Others:*

Keep in a safe place out of the reach of children.

### **SPECIAL HANDLING INSTRUCTIONS**

Not applicable.

### **DOSAGE FORMS, COMPOSITION AND PACKAGING**

Each Advil® Cold & Sinus Nighttime contains 200 mg ibuprofen, 30 mg pseudoephedrine hydrochloride, and 2 mg chlorpheniramine maleate.

Non-medicinal ingredients: carnauba wax, corn starch, croscarmellose sodium, FD&C red no. 40, FD&C yellow no. 6, glyceryl behenate, hypromellose, iron oxide black, microcrystalline cellulose, polydextrose, polyethylene glycol, pre-gelatinized starch, propylene glycol, silicon dioxide, titanium dioxide.

The caplets are bright orange printed on one side in black ink and are available in blister packages of 20 caplets, and bottles of 40 caplets.

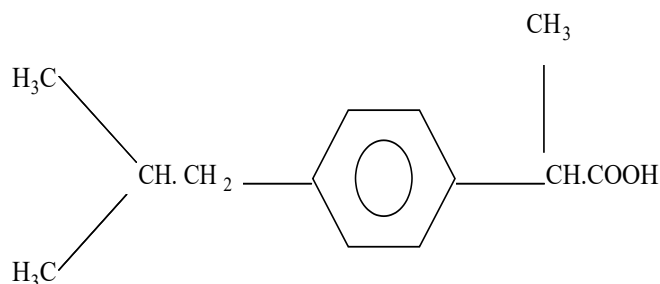
## PART II: SCIENTIFIC INFORMATION

### PHARMACEUTICAL INFORMATION

#### Ibuprofen

Proper or common name:	Ibuprofen
Chemical name:	$\alpha$ -methyl-4-(2-methylpropyl) benzeneacetic acid
Other names:	p-isobutylhydratropic acid 2-(4-isobutylphenyl)-propionic acid

Structural formula:

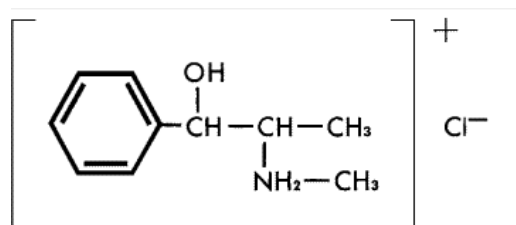


Molecular formula:	C <sub>13</sub> H <sub>18</sub> O <sub>2</sub>
Molecular weight:	206.28 Daltons
Physical characteristics	White or almost white powder or crystals with a characteristic odour
Solubility:	Low solubility in water (<0.1 mg/mL), soluble 1 in 1.5 of alcohol, 1 in 1 of chloroform, 1 in 2 of ether, and 1 in 1.5 of acetone. Ibuprofen is also soluble in an aqueous solution of alkali hydroxides and carbonates.
pKa value:	pKa = 4.43
Melting Point:	75-77°C

## Pseudoephedrine Hydrochloride

Proper name:	Pseudoephedrine hydrochloride
Chemical name:	{S-(R*, R*)- $\alpha$ -{1-(methylamino)ethyl} benzenemethanol hydrochloride
Other names:	(+)-Pseudoephedrine hydrochloride
Molecular Formula and molecular mass:	C <sub>10</sub> H <sub>15</sub> NO •HCl 201.70 daltons

Structural Formula:



Physical characteristics:	White powder or crystals
Solubility:	Soluble in water, alcohol, and chloroform
pKa and pH values:	pKa = 9.2, pH = 5.9 in an aqueous solution of 1 in 200
Melting Point:	180-186°C

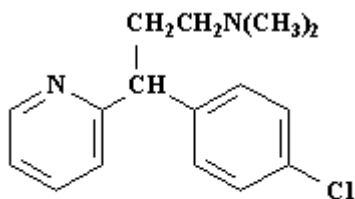
## Chlorpheniramine Maleate

Proper or common name: Chlorpheniramine maleate

Chemical name:  $\gamma$ -(4-Chlorophenyl)-N,N,-dimethyl-2-pyridinepropanamine maleate

Other names: 2-[p-chloro- $\alpha$ -(2 dimethylaminoethyl)benzyl]pyridine

Structural Formula:



Molecular formula: C<sub>20</sub>H<sub>23</sub>ClN<sub>2</sub>O<sub>4</sub>

Molecular weight: 390.90 Daltons

Physical characteristics: white crystals

Solubility: Soluble in water, alcohol, and chloroform

pKa and pH values: pKa = 9.2, pH = 5 in a 2% aqueous solution

Melting Point: 130-135°C

## CLINICAL TRIALS

### Study results

#### **Efficacy of Ibuprofen/Pseudoephedrine/Chlorpheniramine in Allergic Rhinitis**

Pfizer Consumer Healthcare sponsored a 7-day study of the efficacy and safety of Advil® Cold & Sinus Nighttime (ibuprofen, pseudoephedrine and chlorpheniramine) in subjects with seasonal allergic rhinitis<sup>[49]</sup>. To qualify for the study, subjects were required to have (1) at least a 2-year history of seasonal allergic rhinitis involving any of the following symptoms: runny nose, itchy/watery/red eyes, nasal congestion, sneezing, itchy nose/throat/palate, allergy-associated headache, facial pain/pressure/discomfort, and (2) a history of at least moderate headache, and/or facial pain/pressure/discomfort that worsened during the allergy season and responded to nonprescription analgesics. An additional entry criterion was a positive skin prick test in response to a standard pollen/grass/tree/mold extract within the past 2 years.

Subjects who qualified for the study underwent a run-in phase during which they assessed the severity of their allergy symptoms (nasal congestion, sneezing, rhinorrhea, itchy nose/throat/palate, itchy/watery/red eyes, and headache/facial pain/pressure/discomfort) using a 4-point categorical scale (0 = none to 3 = severe) in the morning and evening. Subjects returned to the clinical study site when they were experiencing at least moderate allergy-associated headache and/or facial pain/pressure/discomfort and had assessed the severity of their allergy symptoms twice daily during the preceding 3 days. Subjects who returned to the site were given the first dose of study medication if they had at least moderate allergy-associated headache and/or facial pain/pressure/discomfort and had a summed allergy symptom score of at least 48 out of a possible 108 from the six previous twice-daily assessments (baseline assessment).

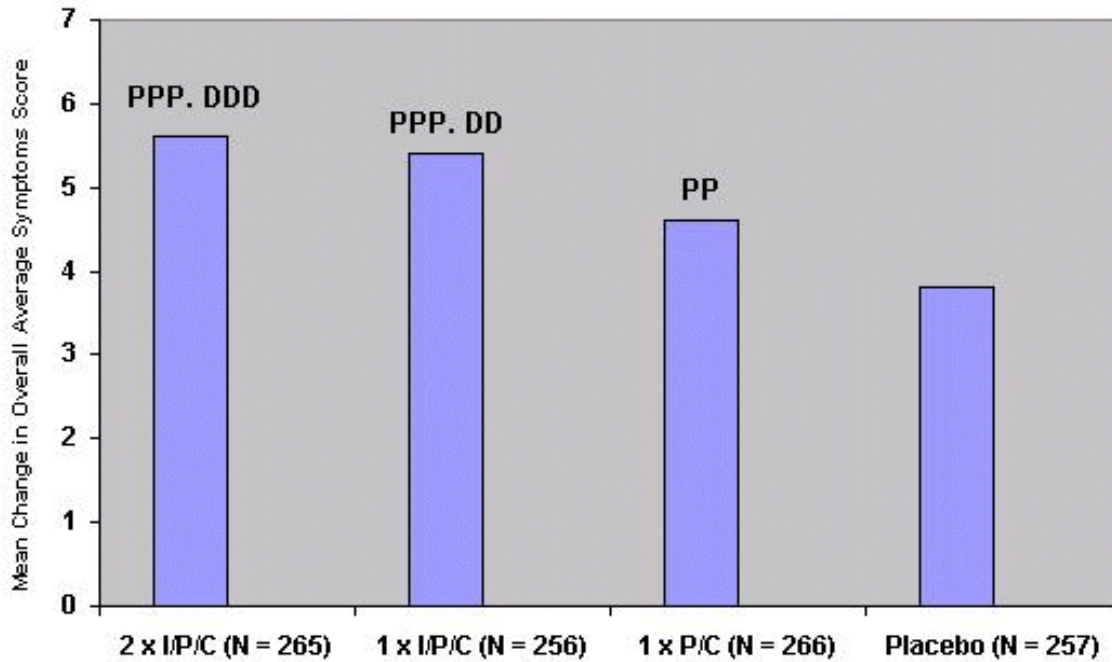
The subjects ranged in age from 12 to 85 years (mean age, 34 years). They were randomly assigned to double-blind treatment with either (1) placebo, (2) ibuprofen/pseudoephedrine/chlorpheniramine, 400 mg/60 mg/4 mg (two caplets), (3) ibuprofen/pseudoephedrine/chlorpheniramine, 200 mg/30 mg/2 mg (one caplet), or (4) pseudoephedrine/chlorpheniramine, 30 mg/2 mg (one tablet). Subjects were to take three doses of their medication per day (morning, midday, and evening, approximately 6 hours apart) for 7 days, regardless of whether they experienced allergy symptoms.

Subjects assessed the severity of their allergy-associated pain at 2 and 3 hours after the first dose of study medication. Before each subsequent dose of study medication, they indicated whether they were experiencing allergy-associated headache and/or facial pain/pressure/discomfort. On the evening of Day 1 and on each morning and evening of Days 2-7, subjects assessed the severity of their allergy symptoms. On the evening of Day 7, they provided a global evaluation of the study medication.

The improvement in overall average total symptoms score relative to baseline was greater in the groups treated with the combination of ibuprofen, pseudoephedrine, and chlorpheniramine (1- and 2-caplet doses, 1 x I/P/C and 2 x I/P/C) than in the group treated with placebo (Figure 1). Results for the 1 x I/P/C group were similar to results for the 2 x I/P/C group. Treatment with 1 x

I/P/C provided more benefit than treatment with the double combination, pseudoephedrine and chlorpheniramine (1 x P/C). Results similar to those for the overall average symptoms score were obtained for the overall average antihistamine symptoms score and for the morning and evening overall symptoms scores. Figure 1.

**Figure 1. Change from Baseline in Overall Average Symptoms Score in Subjects with Allergic Rhinitis (Study AD-99-02)**



PPP: Significantly better than placebo,  $p < 0.001$ ; PP:  $p < 0.01$   
 DDD: Significantly better than the Double Combo (1 x P/C),  $p < 0.001$ ; DD:  $p < 0.01$ .

Pain intensity was less and the percentage of subjects with allergy-associated pain was less in the groups treated with I/P/C (either 1-caplet or 2-caplet doses) than in the placebo group or the group treated with P/C (Table 5). The group treated with P/C was similar to the placebo group in pain intensity, although its percentage of subjects with allergy-associated pain was less. Treatment with the 1 x I/P/C provided more benefit than treatment with P/C. Results were similar for the 1- and 2-caplet doses of I/P/C. In the subjects' overall evaluation, I/P/C and P/C were superior to placebo; results were similar among the three active treatment groups (Table 5).

**Table 5. Efficacy Results of a 7-Day Study in Subjects with Allergic Rhinitis (Study AD-99-02)**

Efficacy Parameter	Treatment Group				Pairwise Comparison, Difference and p-value				
	2 x I/P/C N=265	1 x I/P/C N=256	1 x P/C N=266	Placebo N=257	2 x I/P/C vs Placebo	1 x I/P/C vs Placebo	1 x I/P/C vs 1 x P/C	2 x I/P/C vs 1 x I/P/C	1 x P/C vs Placebo
Mean change from baseline in overall average symptoms score (SD)	5.6 (3.5)	5.4 (3.5)	4.6 (3.3)	3.8 (3.5)	1.8 <0.001*	1.6 <0.001*	0.8 0.007*	0.2 0.376	0.8 0.009*
Mean change from baseline in average antihistamine symptoms score <sup>a</sup> (SD)	2.9 (1.9)	2.8 (1.9)	2.4 (1.7)	1.9 (1.8)	1.0 <0.001*	0.9 <0.001*	0.4 0.012*	0.1 0.390	0.5 0.003*
Mean change from baseline in morning symptoms score (SD)	5.4 (3.4)	5.2 (3.6)	4.5 (3.5)	3.8 (3.6)	1.6 <0.001*	1.4 <0.001*	0.7 0.041*	0.2 0.298	0.7 0.024*
Mean change from baseline in evening symptoms score (SD)	5.6 (3.7)	5.8 (3.8)	4.9 (3.4)	4.0 (3.7)	1.6 <0.001*	1.8 <0.001*	0.9 0.005*	-0.2 0.532	0.9 0.005*
Mean time-weighted sum of pain intensity differences over 3 hours <sup>b</sup> (SD)	2.8 (2.2)	2.8 (2.5)	2.1 (2.0)	2.0 (2.1)	0.8 <0.001*	0.8 <0.001*	0.7 <0.001*	0.0 0.553	0.1 0.583
Percentage of subjects with allergy-associated pain	51.6	48.4	56.0	61.6	-10.0 <0.001*	-13.2 <0.001*	-7.6 0.006*	3.2 0.262	-5.6 0.034*
Mean overall evaluation <sup>c</sup> (SD)	2.0 (1.1)	2.0 (1.1)	1.8 (1.1)	1.3 (1.1)	0.7 <0.001*	0.7 <0.001*	0.2 0.105	0.0 0.883	0.5 <0.001*

Abbreviations: I, ibuprofen 200 mg; P, pseudoephedrine hydrochloride 30 mg; C, chlorpheniramine maleate 2 mg; SD, standard deviation.

\* p # 0.05 in favour of the first treatment listed

<sup>a</sup> Sneezing, itchy/watery/red eyes, itchy nose/throat/palate.

<sup>b</sup> Because of missing data, the number of subjects included for this parameter was 2 to 4 fewer per treatment group than for other efficacy parameters.

<sup>c</sup> Based on a 5-point scale: 0 (poor) to 4 (excellent).



## Efficacy of Individual Active Ingredients

Published studies have documented the efficacy of 200-mg and 400-mg doses of ibuprofen in treating mild to moderate pain, including sore throat pain<sup>[50]</sup>, headache<sup>[51, 52]</sup>, and muscle aches<sup>[53]</sup> in adults.

A randomized, double-blind, placebo-controlled study in 179 subjects with nasal congestion secondary to upper respiratory tract infection showed a statistically significant increase in total nasal airflow 2 hours after single oral doses of pseudoephedrine 60 mg or ibuprofen 400 mg plus pseudoephedrine 60 mg<sup>[220]</sup>. Time-weighted sums of changes in nasal airflow relative to baseline were greater with both active treatments than with placebo (Table 6).

**Table 6 Mean Nasal Air Flow (Standard Deviation) after Single Doses of Pseudoephedrine 60 mg or Ibuprofen 400 mg plus Pseudoephedrine 60 mg in Subjects with Upper Respiratory Infection**

Treatment	N	Mean Nasal Air Flow Rate (mL/sec)		P Value versus Placebo <sup>a</sup>	
		First 4 Hours Postdose	Entire 6-Hour Period Postdose	First 4 Hours Postdose	Entire 6-Hour Period Postdose
Placebo	58	106 (362)	194 (569)	---	---
Pseudoephedrine 60 mg	61	247 (387)	406 (580)	0.068	0.061
Ibuprofen 400 mg + pseudoephedrine 60 mg	60	266 (481)	412 (639)	0.015	0.021

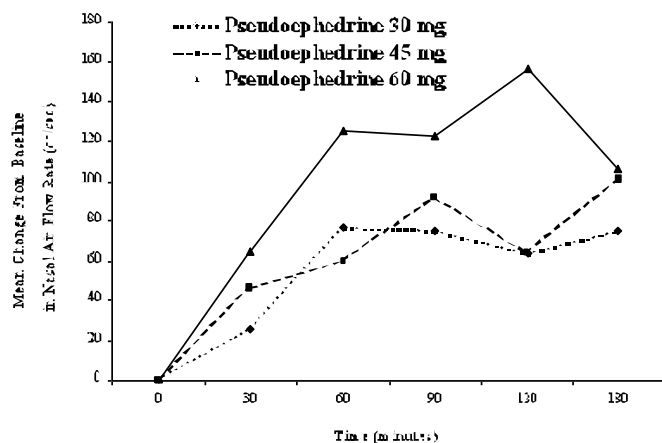
<sup>a</sup> Pairwise comparisons. Additional pairwise comparisons showed no significant differences between the two active treatments ( $p = 0.524$  for the first 4 hours postdose,  $0.653$  for the entire 6-hour period postdose).

Pseudoephedrine at a dose of 60 mg increases maximal nasal inspiratory flow rate in patients with vasomotor rhinitis<sup>[54]</sup> and produces objective improvement in nasal airway resistance<sup>[55]</sup>. A single 60-mg oral dose of pseudoephedrine produced marked nasal decongestant effects within 30 minutes of administration, lasting for at least 4 hours<sup>[56]</sup>.

In 40 subjects with nasal congestion associated with the common cold, two 60-mg doses of pseudoephedrine 4 hours apart produced no significant difference in maximum unilateral nasal airflow or total nasal air flow over a 7-hour period; however, minimum unilateral nasal air flow was significantly increased<sup>[221]</sup>. A single 60-mg dose of pseudoephedrine administered to subjects with nasal congestion due to the common cold significantly increased total nasal minimum cross-sectional area and nasal volume measured by acoustic rhinometry<sup>[222]</sup>. There was no significant change in nasal area as measured by active posterior rhinomanometry<sup>[222]</sup>.

In a double-blind, randomized study conducted by Pfizer Consumer Healthcare<sup>[223]</sup>, the decongestant activity of pseudoephedrine was dose related over the range of 30 to 60 mg, as measured by total nasal air flow (sum of left and right nares) in 112 subjects with nasal congestion associated with allergic rhinitis (Figure 2). At most time points postdose, the decongestant effect of the combination of ibuprofen 200 mg plus pseudoephedrine 30 mg was midway between that seen for pseudoephedrine 45 mg and 60 mg and greater than the decongestant effect of pseudoephedrine 30 mg (Table 7).

**Figure 2. Mean Change in Nasal Air Flow after Single Oral Doses of Pseudoephedrine in Subjects with Allergic Rhinitis [62]**



**Table 7 Mean Nasal Air Flow (Standard Deviation) after Single Doses of Pseudoephedrine (30, 45, or 60 mg) or Ibuprofen 200 mg plus Pseudoephedrine 30 mg in Subjects with Allergic Rhinitis**

Treatment	N	Mean Nasal Air Flow (mL/sec) at Specified Time Postdose, in Minutes						
		-30 Min	0 Min	30 Min	60 Min	90 Min	120 Min	180 Min
Pseudoephedrine 30 mg	28	440 (185)	365 (101)	394 (152)	442 (174)	440 (173)	429 (158)	440 (155)
45 mg	28	406 (153)	356 (134)	401 (138)	416 (146)	450 (169)	423 (159)	457 (182)
60 mg	28	422 (143)	328 (119)	393 (157)	454 (217)	451 (196)	485 (214)	435 (136)
Ibuprofen 200 mg + pseudoephedrine 30 mg	28	416 (147)	365 (143)	416 (196)	454 (173)	429 (154)	468 (177)	477 (201)

Note: Time 0 = time of administration of study medication. Min = minutes.

Chlorpheniramine is similar in efficacy to other antihistamines for the treatment of symptoms of allergic rhinitis. Early clinical trials conducted at the Mayo Clinic established the effectiveness of chlorpheniramine at a dosage of 4 mg every 4 to 6 hours in treating symptoms of pollen allergy, including ocular redness, itching, and watering of the eyes and itching, running, and blockage of the nasal passages<sup>[57, 58]</sup>. Several recent controlled clinical trials have been conducted with chlorpheniramine in seasonal allergic rhinitis. Many of the studies used chlorpheniramine as the positive control in evaluations of the safety and efficacy of non-sedating antihistamines.

In a single-blind study<sup>[59]</sup>, subjects scored their seasonal allergic rhinitis symptoms (postnasal drip, runny nose, sneezing, itchy nose, nasal congestion, watery eyes, and itchy eyes) at baseline and at the end of 2 weeks of treatment with cetirizine (5 to 10 mg daily), chlorpheniramine (4 mg three to four times daily), or terfenadine (60 mg twice daily). Pseudoephedrine could be taken as

needed. Chlorpheniramine was more effective than terfenadine in reducing total symptom severity and in relieving sneezing.

In a double-blind study<sup>[60]</sup>, subjects scored their allergic rhinitis symptoms (nose blows, sneezes, running and itching of nostrils, watery eyes, postnasal drip, dry nose, itchy throat, cough) during 4 weeks of treatment with placebo (N = 27), chlorpheniramine (N = 23), or another antihistamine, azelastine. The patients treated with chlorpheniramine (4 mg four times daily) had lower symptoms scores relative to baseline than those treated with placebo, although the difference was not statistically significant, possibly because of the small sample size.

### **Comparative Bioavailability Studies**

Two pharmacokinetic studies of Advil® Cold & Sinus Nighttime were sponsored by Pfizer Consumer Healthcare. Study AD-99-01 compared the single-dose pharmacokinetics of ibuprofen, pseudoephedrine, and chlorpheniramine in Advil® Cold & Sinus Nighttime with the pharmacokinetics of the individual active ingredients<sup>[43]</sup>. Study AD-99-03 compared the single-dose pharmacokinetics of ibuprofen, pseudoephedrine, and chlorpheniramine in Advil® Cold & Sinus Nighttime administered under fasted conditions versus with food<sup>[44]</sup>.

As shown in Tables 8-A, 8-B, and 8-C, ibuprofen, pseudoephedrine, and chlorpheniramine in Advil® Cold & Sinus Nighttime (two caplets) were absorbed at the same rate and extent as the individual active ingredients in the reference treatments [ibuprofen in Nuprin (two tablets), pseudoephedrine in Sudafed Nasal Decongestant (two tablets), and chlorpheniramine in Chlor-Trimeton 4 Hour Allergy (one tablet)]. Confidence intervals for the pharmacokinetic parameters fell within the acceptable bioequivalence range.

As shown in Tables 9-A, 9-B, and 9-C, the absorption of ibuprofen, pseudoephedrine, and chlorpheniramine from Advil® Cold & Sinus Nighttime (two caplets) was not significantly affected by administration with food. However, Tmax values for pseudoephedrine and chlorpheniramine were increased by approximately 1 hour when Advil® Cold & Sinus Nighttime were administered with food.

**Table 8-A**  
**Summary Table of the Comparative Bioavailability Data**  
**IBUPROFEN**  
**(2 x 200 mg)**  
**From measured data**  
**Geometric Mean**  
**Arithmetic Mean (CV%)**

<b>Parameter</b>	<b>Test <sup>a</sup></b>	<b>Reference <sup>b</sup></b>	<b>% Ratio of Geometric Means</b>	<b>90% Confidence Interval</b>
AUC <sub>T</sub> (mcg.h/ml)	110.06 112.01 (18.51)	113.40 115.50 (20.26)	97.06	92.44 - 101.86
AUC <sub>I</sub> (mcg.h/ml)	111.95 114.00 (18.90)	117.67 119.78 (20.27)	95.19	90.75 - 99.00
C <sub>max</sub> (mcg/ml)	31.63 32.91 (25.88)	34.42 35.47 (23.29)	91.89	84.67 - 99.97
T <sub>max</sub> (h)*	1.84 (48.07)	1.88 (61.85)		
T <sub>½</sub> (h)*	1.89 (18.05)	1.99 (18.53)		

a Ibuprofen in Advil® Cold & Sinus Nighttime.  
b Ibuprofen in Nuprin Tablets, Bristol-Myers, U.S.A.  
\* Expressed as the arithmetic mean (CV%) only.

**Table 8-B**  
**Summary Table of the Comparative Bioavailability Data**  
**PSEUDOEPHEDRINE**  
**(2 x 30 mg)**  
**From measured data**  
**Geometric Mean**  
**Arithmetic Mean (CV%)**

<b>Parameter</b>	<b>Test <sup>a</sup></b>	<b>Reference <sup>b</sup></b>	<b>% Ratio of Geometric Means</b>	<b>90% Confidence Interval</b>
AUC <sub>T</sub> (ng.h/ml)	1809.17 1842.55 (20.30)	1718.09 1769.50 (25.13)	105.30	101.32 - 111.48
AUC <sub>I</sub> (ng.h/ml)	1836.93 1870.14 (20.07)	1749.04 1800.86 (25.02)	105.03	101.15 - 111.06
C <sub>max</sub> (ng/ml)	230.55 236.04 (22.80)	225.08 231 (25.01)	102.43	98.96 - 107.37
T <sub>max</sub> (h)*	1.69 (42.65)	1.71 (42.93)		
T <sub>½</sub> (h)*	4.84 (17.64)	4.85 (19.32)		

a Pseudoephedrine HCl in Advil® Cold & Sinus Nighttime.  
b Pseudoephedrine HCl in Sudafed Nasal Decongestant Tablets, Warner-Lambert Consumer Healthcare, U.S.A.  
\* Expressed as the arithmetic mean (CV%) only.

**Table 8-C**  
**Summary Table of the Comparative Bioavailability Data**  
**CHLORPHENIRAMINE**  
**(2 x 2 mg for test and 1x 4 mg for reference)**  
**From measured data**  
**Geometric Mean**  
**Arithmetic Mean (CV%)**

<b>Parameter</b>	<b>Test <sup>a</sup></b>	<b>Reference <sup>b</sup></b>	<b>% Ratio of Geometric Means</b>	<b>90% Confidence Interval</b>
AUC <sub>T</sub> (ng.h/ml)	141.45 150.31 (40.02)	133.79 140.73 (34.20)	105.72	99.06 - 111.05
AUC <sub>I</sub> (ng.h/ml)	160.33 179.86 (63.93)	151.08 162.47 (43.61)	106.13	98.84 - 111.62
C <sub>max</sub> (ng/ml)	7.54 7.79 (29.68)	7.05 7.29 (26.72)	106.96	101.13 - 111.88
T <sub>max</sub> (h)*	3.10 (33.57)	3.40 (46.01)		
T <sub>½</sub> (h)*	21.06 (75.51)	20.58 (44.63)		

a Chlorpheniramine maleate in Advil® Cold & Sinus Nighttime.

b Chlorpheniramine maleate in Chlor-Trimeton Tablets, Schering-Plough Healthcare, U.S.A.

\* Expressed as the arithmetic mean (CV%) only.

**Table 9-A**  
**Summary Table of the Comparative Bioavailability Data**  
**IBUPROFEN**  
**(2 x 200 mg)**  
**From measured data**  
**Geometric Mean**  
**Arithmetic Mean (CV%)**

<b>Parameter</b>	<b>Reference <sup>a</sup></b>	<b>Test <sup>b</sup></b>	<b>% Ratio of Geometric Means</b>	<b>90% Confidence Interval</b>
AUC <sub>T</sub> (mcg.h/ml)	124.60 125.66 (14.04)	111.70 113.66 (19.73)	89.65	86.46-92.97
AUC <sub>I</sub> (mcg.h/ml)	127.24 128.39 (14.34)	115.04 117.19 (20.27)	90.41	87.11-93.84
C <sub>max</sub> (mcg/ml)	31.83 32.25 (17.52)	28.21 29.48 (32.98)	88.64	79.29-99.04
T <sub>max</sub> (h)*	1.73 (53.91)	1.57 (53.67)		
T <sub>½</sub> (h)*	1.95 (16.31)	2.08 (15.04)		

a Ibuprofen in Advil® Cold & Sinus Nighttime (Fasted).

b Ibuprofen in Advil® Cold & Sinus Nighttime (Fed).

\* Expressed as the arithmetic mean (CV%) only.

**Table 9-B**  
**Summary Table of the Comparative Bioavailability Data**  
**PSEUDOEPHEDRINE**  
**(2 x 30 mg)**  
**From measured data**  
**Geometric Mean**  
**Arithmetic Mean (CV%)**

<b>Parameter</b>	<b>Reference <sup>a</sup></b>	<b>Test <sup>b</sup></b>	<b>% Ratio of Geometric Means</b>	<b>90% Confidence Interval</b>
AUC <sub>T</sub> (ng.h/ml)	1999.47 2035.68 (20.35)	1895.21 1968.14 (30.20)	94.79	88.58-101.42
AUC <sub>I</sub> (ng.h/ml)	2030.09 2069.89 (20.07)	1926.29 1997.17 (29.53)	94.89	88.73-101.47
C <sub>max</sub> (ng/ml)	219.76 223.75 (19.73)	202.31 206.25 (21.92)	92.06	84.33-100.48
T <sub>max</sub> (h)*	1.52 (38.68)	2.80 (48.75)		
T <sub>½</sub> (h)*	4.91 (16.77)	4.73 (15.69)		

a Pseudoephedrine HCl in Advil® Cold & Sinus Nighttime (Fasted).

b Pseudoephedrine HCl in Advil® Cold & Sinus Nighttime (Fed).

\* Expressed as the arithmetic mean (CV%) only.

**Table 9-C**  
**Summary Table of the Comparative Bioavailability Data**  
**CHLORPHENIRAMINE**  
**(2 x 2 mg)**  
**From measured data**  
**Geometric Mean**  
**Arithmetic Mean (CV%)**

<b>Parameter</b>	<b>Reference <sup>a</sup></b>	<b>Test <sup>b</sup></b>	<b>% Ratio of Geometric Means</b>	<b>90% Confidence Interval</b>
AUC <sub>T</sub> (ng.h/ml)	154.75 167.75 (42.23)	151.09 162.37 (40.58)	97.64	93.04-102.47
AUC <sub>I</sub> (ng.h/ml)	180.87 202.55 (51.08)	178.95 196.26 (45.23)	98.94	92.72-105.58
C <sub>max</sub> (ng/ml)	7.53 8.00 (40.64)	6.74 6.97 (27.69)	98.56	83.40-96.17
T <sub>max</sub> (h)*	2.88 (29.76)	3.94 (49.49)		
T <sub>½</sub> (h)*	25.70 (44.45)	26.91 (23.90)		

- a Chlorpheniramine maleate in Advil® Cold & Sinus Nighttime (Fasted).
- b Chlorpheniramine maleate in Advil® Cold & Sinus Nighttime (Fed).
- \* Expressed as the arithmetic mean (CV%) only.

## DETAILED PHARMACOLOGY

### **Ibuprofen**

#### **Animal Pharmacology**

Cyclooxygenase inhibitors such as ibuprofen and other NSAIDs reduce thromboxane A<sub>2</sub> production and release, thereby decreasing platelet aggregation<sup>[139]</sup>. Like many other NSAIDs, ibuprofen inhibits platelet aggregation, as demonstrated in vivo by prevention of platelet disposition in aortopulmonary arterial bypass grafts in dogs<sup>[140]</sup>. The drug's protective action against pulmonary embolism in rabbits injected intravenously with arachidonic acid may also relate to inhibition of platelet aggregation<sup>[141, 142]</sup>. The decreased platelet aggregation may be due in part to a reduction in membrane fluidity<sup>[143]</sup>.

The penetration of ibuprofen into rabbit and rat fetuses was investigated. Rabbits and rats in late pregnancy were given single oral doses of 60 and 20 mg/kg respectively of C<sup>14</sup>-labeled ibuprofen<sup>[11]</sup>. Rabbits were killed 3 hours after dosing, and rats were killed 1.5 hours after dosing. Blood samples were collected from the mothers and fetuses. The concentrations of radioactively labelled material were similar in maternal and foetal blood, indicating that ibuprofen and its metabolites readily crossed the placenta and entered the foetal circulation.

#### **Human Pharmacology**

In healthy volunteers, platelet aggregation decreased significantly at a dosage of 1800 mg per day of ibuprofen given over a period of 28 days. Ibuprofen influenced ADP-induced aggregation to a lesser extent than collagen-induced aggregation. Platelet aggregation induced by recalcification of citrated platelet-rich plasma (a thrombin-induced reaction) was not influenced by ibuprofen treatment. Likewise, ibuprofen did not affect whole blood clotting time on recalcification or prothrombin time. Bleeding time measured 2 hours after administration of ibuprofen showed a significant, dose-related increase.

### **Pseudoephedrine Hydrochloride**

#### **Animal Pharmacology**

In dogs, pseudoephedrine acts as a vasopressor and vasoconstrictor with positive inotropic and chronotropic effects. In all these effects, pseudoephedrine is less potent than ephedrine<sup>[144]</sup>. The bronchodilating potencies of pseudoephedrine and ephedrine in anaesthetized dogs are approximately equal<sup>[145]</sup>, but pseudoephedrine produces a greater degree of nasal decongestion with less cardiovascular involvement than ephedrine<sup>[146]</sup>. Pseudoephedrine increases plasma corticosterone levels and produces hyperglycemia in mice<sup>[147]</sup>.

## Human Pharmacology

Pseudoephedrine at doses up to 180 mg is approximately one-fourth as potent as ephedrine in producing tachycardia and increased systolic blood pressure; diastolic pressure is unchanged<sup>[148]</sup>. After a single dose of pseudoephedrine 180 mg immediate release, three divided doses of 60 mg, or a sustained-release 180-mg dose, increases in heart rate and diastolic blood pressure were noted<sup>[22]</sup>. At doses from 60 mg to 240 mg, few changes in pulse rate were noted, and no abnormalities or ectopic beats were noted on an electrocardiogram; at 210 mg, changes in diastolic blood pressure were noted<sup>[149]</sup>.

Single pseudoephedrine doses of 180 mg produced minor elevations in systolic blood pressure (about 7mmHg), minor increases in heart rate (about 9 beats per minute), and no changes in diastolic blood pressure in healthy subjects<sup>[150]</sup>. Single doses of 60 mg had minimal effects.

Clinical studies of the cardiovascular effects of pseudoephedrine in subjects with controlled hypertension have produced differing results. A single 60-mg dose of pseudoephedrine compared with placebo produced significant increases in mean systolic blood pressure and heart rate in 20 hypertensive subjects<sup>[151]</sup>. Mean diastolic blood pressure and mean arterial pressure also increased, but not significantly. Beck et al found minimal increases in blood pressure and heart rate in patients with medically controlled hypertension treated with 120 mg sustained-release pseudoephedrine twice daily<sup>[152]</sup>. In other studies, pseudoephedrine at standard doses had no significant effect on systolic or diastolic blood pressure<sup>[153, 154]</sup>. In subjects with phaeochromocytoma, pseudoephedrine increased blood pressure and plasma noradrenaline concentration<sup>[155]</sup>.

A dose-related increase in frequency of sinus arrhythmias was observed after treadmill exercise in healthy subjects receiving pseudoephedrine<sup>[156]</sup>. The mean number of episodes of arrhythmia during recovery from exercise was 0.17, 2.17, and 4.33 in subjects pre-treated with placebo, pseudoephedrine 60 mg, and pseudoephedrine 120 mg, respectively. Short-lived unifocal premature ventricular contractions were experienced by two subjects.

In an investigation of the effects on pseudoephedrine on uterine and foetal blood flow, 12 healthy, pregnant women between 26 and 40 weeks of gestation ingested a 60-mg dose of pseudoephedrine<sup>[157]</sup>. Doppler blood flow measurements taken during the first 3 hours after drug ingestion showed no significant alterations in maternal or foetal circulation.

Pseudoephedrine at a dose of 180 mg was reported to produce no significant mood alterations or changes in subjective ratings of mental state<sup>[22, 148]</sup>. In a study of the effects of pseudoephedrine on day- and night-time CNS activity, there was no evidence of impairment of daytime activity as measured by objective tests (critical flicker fusion, choice reaction time, simulated car tracking test, and Sternberg Memory Scanning Test) or subjective tests (analog rating scales)<sup>[158]</sup>. Improvements were seen in psychomotor function (choice reaction time) and information processing (critical flicker fusion). Detrimental effects on night-time CNS activity indicative of sleep disturbances (EEG, Leeds Sleep Evaluation Questionnaire) were noted with pseudoephedrine at doses of 60 mg and 120 mg<sup>[158]</sup>. See *Warnings and Precautions, Neurologic* for further information about the CNS effects of pseudoephedrine.



Pseudoephedrine administered as a single 60-mg dose<sup>[156, 159]</sup> or 120-mg dose<sup>[156, 160]</sup> or administered at 1–2 mg/kg<sup>[161]</sup> had no significant effect on exercise performance. Pseudoephedrine at doses of 60 mg and 120 mg had no effect on the time required to reach 85% maximal predicted heart rate on a treadmill or to return to baseline heart rate; on blood pressure at rest, during exercise, or in the recovery period; or on post-exercise blood glucose and insulin levels<sup>[156]</sup>.

The effect of pseudoephedrine as a bronchodilator is small at a 210-mg dose and is approximately one-half that of ephedrine<sup>[149]</sup>. In a study of subjects with reversible airway obstruction, pseudoephedrine at 60 mg and 180 mg produced no significant bronchodilation<sup>[162]</sup>.

## **Chlorpheniramine Maleate**

### **Animal Pharmacology**

H<sub>1</sub>-receptor antagonists such as chlorpheniramine protect guinea pigs from death by asphyxia after small doses of histamine and also protect guinea pigs from anaphylactic bronchospasm<sup>[31]</sup>.

### **Human Pharmacology**

In a placebo-controlled study in healthy subjects, a single 4-mg dose of chlorpheniramine did not alter total peripheral resistance or oxygen uptake during submaximal exercise<sup>[163]</sup>. Several studies have investigated the CNS effects of chlorpheniramine.

In doses of 2 to 4 mg, chlorpheniramine can alter the EEG, as demonstrated by increases in the mean electrical energy content<sup>[164]</sup>. In a placebo-controlled crossover study in healthy 164 adult subjects, an 8-mg dose of chlorpheniramine slowed cognitive processing, evaluated by recording of evoked potentials, and increased the occurrence of drowsiness, subjectively assessed by the subjects<sup>[165]</sup>.

In a placebo-controlled crossover study in elderly subjects, an 8-mg dose of chlorpheniramine slowed cognitive processing and caused somnolence, which was rated using a visual analog scale<sup>[166]</sup>. Decreased performance and increased sleepiness are caused by S-(+)-chlorpheniramine (also known as *d*-chlorpheniramine or dexchlorpheniramine), which has high affinity for the H<sub>1</sub>-receptor, but not by its enantiomer, R-(-)-chlorpheniramine<sup>[167]</sup>. Cognition performance in an attention-demanding task decreased significantly after a 2-mg intravenous dose of *d*-chlorpheniramine (equivalent to a 4-mg dose of the racemic mixture); the decreased performance was associated with changes in functional neuroimaging<sup>[168]</sup>.

In a double-blind crossover study, driving performance was evaluated after treatment of subjects with *d*-chlorpheniramine (6 mg bid), terfenadine (60 mg bid), or placebo<sup>[169]</sup>. Six of the 10 subjects could not complete the 150-minute driving test because of impaired performance after taking *d*-chlorpheniramine, whereas all subjects completed the driving test after taking terfenadine or placebo. The percentage of alpha wave in the EEG during driving was higher with *d*-chlorpheniramine than with terfenadine or placebo, indicating a risk of dozing while driving after treatment with *d*-chlorpheniramine.

Among 2172 postmortem blood samples from pilots who had died in aircraft accidents in the United States from 1991 to 1996, 2% contained chlorpheniramine<sup>[170]</sup>. The average concentration of chlorpheniramine in the blood was approximately tenfold greater than the therapeutic concentration.

Co-administration of ranitidine, an H<sub>2</sub>-receptor antagonist, decreased some of the side effects of chlorpheniramine, including sleepiness and, to a lesser degree, tiredness, inability to concentrate, and dryness of mouth<sup>[171]</sup>.

## **MICROBIOLOGY**

Not applicable.

## **TOXICOLOGY**

### **Ibuprofen**

The LD<sub>50</sub> values for ibuprofen in mice and rats, expressed as mg/kg of body weight, are as follows<sup>[11]</sup>:

Mice	Oral	800
	Intraperitoneal	320
Rats	Oral	1600
	Subcutaneous	1300

Acute signs of poisoning were prostration in mice and sedation, prostration, loss of righting reflex, and laboured respiration in rats. Death occurred within 3 days from perforated gastric ulcers in mice and intestinal ulceration in rats, irrespective of the route of administration. Single ibuprofen doses of 125 mg/kg and above in dogs caused emesis, transient albuminuria, faecal blood loss, and erosions in the gastric antrum and pylorus. No ill effects were seen with doses of 20 or 50 mg/kg.

The primary toxic effect of ibuprofen in repeated doses in rats is intestinal damage<sup>[11]</sup>. At a dosage of 180 mg/kg/day for 26 weeks, ibuprofen alters the organ-to-body weight ratio of certain organs, such as the liver, kidneys, gonads, and secondary sex organs, although no histological abnormalities have been observed and the effects are reversible. The liver and kidney enlargement may be a reflection of work hypertrophy associated with the metabolism and excretion of the compound, whereas the significance of the effects on other organs is unknown. When administered in lethal doses (540 mg/kg/day), ibuprofen produces mild kidney lesions in addition to intestinal damage.

In rats given 180 mg/kg/day of ibuprofen orally for 55 weeks and 60 mg/kg/day for the next 60 weeks, the only specific pathological effect observed was intestinal ulceration<sup>[172]</sup>. There was no evidence of tumour induction, indicating that ibuprofen is not carcinogenic in rats. Ibuprofen is not teratogenic when given in toxic doses (60 mg/kg/day) to rabbits or in ulcerogenic doses (180 mg/kg/day) to rats<sup>[11]</sup>.

### **Pseudoephedrine Hydrochloride**

Mice injected with toxic doses of pseudoephedrine manifest increased motor activity, piloerection, and mydriasis, and they eventually die in respiratory exhaustion<sup>[144]</sup>. The toxic effects of orally administered pseudoephedrine include increased respiratory activity, salivation, and lacrimation; loss of pupillary reflex in reaction to light; tremor, convulsions, and cardiac arrhythmias<sup>[173]</sup>. The LD<sub>50</sub> values for pseudoephedrine, expressed as mg/kg of body weight, are as follows:

Mice	Oral	726
	Intravenous	90
Rats	Oral	2206
Rabbits	Oral	1117
Dogs, beagle	Oral	105
Dogs, mongrel	Oral	307

### **Chlorpheniramine Maleate**

The toxicity profile of chlorpheniramine maleate in rats and mice includes excitation, muscle tremor, ataxia, and convulsive seizures followed by respiratory depression and death. The following LD<sub>50</sub> values (mg/kg body weight) have been reported for chlorpheniramine maleate<sup>[174]</sup>.

Mice	Oral	121, 162, 142
	Intraperitoneal	73, 76.7
Rats	Oral	118, 680
	Subcutaneous	89

No compound-related effects were reported after chlorpheniramine maleate was administered by gavage to groups of eight male and eight female rats 5 days per week for 6 weeks at doses of 5 or 10 g/kg per day. Two rhesus monkeys administered 20 mg/kg per day 5 days per week for 7 weeks showed no apparent adverse effects<sup>[174]</sup>. Rhesus monkeys administered chlorpheniramine maleate 15 mg/kg 6-7 days per week for 105 weeks experienced cardiac arrhythmias and fainting episodes and died of cardiac failure<sup>[174]</sup>.

A reproductive toxicology study of chlorpheniramine maleate in rats at doses of 5, 10, or 20 mg/kg per day showed no effects on fertility or on frequency of foetal abnormalities. The percentage of pups dying during lactation was greater and the mean body weight of offspring on day 4 of lactation was less in the 20 mg/kg dose group than in the control group.

Chlorpheniramine maleate was associated with decreased body weight of offspring in two other reproductive toxicology studies in rats, and, in one of the studies, decreased postnatal survival, but not with any major abnormalities in the offspring<sup>[174]</sup>. Haley and Berndt categorized chlorpheniramine as having unknown effects or no reported adverse effects on the conceptus.<sup>[175]</sup> Genotoxicity tests of chlorpheniramine maleate were generally negative<sup>[174]</sup>.

Under the conditions of a National Toxicology Program 2-year gavage study, there was no evidence of carcinogenicity in F344/N rats or B6C3F1 mice of either sex administered chlorpheniramine maleate in water 5 days per week for 2 years. The maximum doses were 30 mg/kg in male rats, 60 mg/kg in female rats, 50 mg/kg in male mice, and 20 mg/kg in female mice<sup>[176]</sup>.

### **Genotoxicity**

Ibuprofen has shown no genotoxicity in the in vitro bacterial mutation assay in the presence and absence of S9 using *Salmonella* Typhimurium TA1535, TA1538, TA97a, TA100 and TA102.<sup>194, 195</sup> It was also tested in an in vivo sister chromatid exchange assay in the bone marrow cells of mice dosed orally or intraperitoneal and showed weak genotoxicity in the sister chromatid assay. There was no difference in the occurrence of chromosomal aberrations in cultured human lymphocytes in patients before or after treatment with ibuprofen.<sup>196</sup> A recent study in mouse bone marrow cells suggested a potential for chromosomal aberrations after oral dosing.<sup>197</sup> Overall, it was not genotoxic in vitro but was weakly mutagenic in vivo.

### **Carcinogenic Potential**

Thirty male and thirty female rats were given 180 mg/kg/day of ibuprofen orally for 55 weeks and 60 mg/kg/day for the next 60 weeks. The only specific pathological effect observed was intestinal ulceration. There was no evidence of tumour induction and it is concluded that ibuprofen is not carcinogenic in the rat.<sup>172</sup>

### **Teratology Study in Rabbits**

New Zealand white rabbits were given 0, 7.5, 20 and 60 mg/kg daily of ibuprofen from day 1 to day 29 of pregnancy. The mean fetal weight was unaffected; litter size was unaffected at the lower doses. Congenital malformations did occur in both treated and untreated groups with no consistent pattern except for one litter of 4 young with cycloopia. The results of this experiment indicate that ibuprofen is not teratogenic when given in toxic doses to rabbits.<sup>11</sup>

### **Teratology Study in Rats**

Newly-mated female albino rats were given ibuprofen in doses of 0, 7.5, 20, 60 and 180 mg/kg/day from day 1 to day 20 of pregnancy; ibuprofen exhibited no embryotoxic or teratogenic effects even when administered at ulcerogenic doses.<sup>11</sup>

### **Penetration of Ibuprofen into the Rabbit and Rat Fetus**

Rabbits and rats in late pregnancy were given single oral doses of 60 and 20 mg/kg respectively of C<sup>14</sup> labelled ibuprofen. Rabbits were killed three hours after dosing and rats killed 1.5 hours after dosing when maternal and fetal blood was collected. Similar concentrations of radioactive ibuprofen were detected in both the mother and fetus indicating that the drug and its metabolites readily crossed the placental barrier into the fetal circulation.<sup>11</sup>

## REFERENCES

1. Insel, PA. Analgesic-antipyretic and antiinflammatory agents and drugs employed in the treatment of gout. In: Hardman JG, Limbird LE (eds), Goodman & Gilman's The Pharmacologic Basis of Therapeutics. Ninth Edition. New York: McGraw-Hill, Health Professions Division. 1996, pp. 617-657.
2. Nozu K. Flurbiprofen. Highly potent inhibitor of prostaglandin synthesis. *Biochim Biophys Acta* 1978; 529:493-496.
3. Moncada S, Vane JR. Mode of action of aspirin-like drugs. *Intern Med* 1979; 24:1-22.
4. Adams SS, Buckler JW. Ibuprofen and flurbiprofen. *Clinics Rheum Dis* 1979; 5:359-379.
5. Rudy AC, Knight PM, Brater DG, Hall SD. Enantioselective disposition of ibuprofen in elderly persons with and without renal impairment. *J Pharmacol Exp Ther* 1995; 273:88-93.
6. Brown RD, Wilson JT, Kearns GL, Eichler VF, Johnson VA, Bertrand KM. Single-dose pharmacokinetics of ibuprofen and acetaminophen in febrile children. *J Clin Pharmacol* 1992; 32:231-241.
7. Nahata MC, Durrell DE, Powell DA, Gupta N. Pharmacokinetics of ibuprofen in febrile children. *Eur J Clin Pharmacol* 1991; 40:427-428.
8. Walson PD, Galletta G, Braden NF, Alexander L. Ibuprofen, acetaminophen, and placebo treatment of febrile children. *Clin Pharmacol Ther* 1989; 46:9-17.
9. Davies NM. Clinical pharmacokinetics of ibuprofen. The first 30 years. *Clin Pharmacokinet* 1998; 34:101-154.
10. Dollery C. Ibuprofen. In: *Therapeutic Drugs*, 1st ed, Churchill Livingstone, 1991, pp. 11-14.
11. Adams SS, Bough RG, Cliffe EE, Lessel B, Mills RFN: Absorption, distribution and toxicity of ibuprofen. *Toxicol Appl Pharmacol* 1969; 15:310-330.
12. Mills RFN, Adams SS, Cliffe EE, et al. The metabolism of ibuprofen. *Xenobiotica* 1973; 3(9):589.
13. Leeman TD, Tanson C, Bonnabry C, Dayer P. A major role for cytochrome P450TB (CYP2C subfamily) in the actions of non-steroidal anti-inflammatory drugs. *Drugs Exp Clin Res* 1993; 19:189-195.
14. Albert KS, Gillespie WR, Wagner JG, Pau A, Lockwood GF. Effects of age on the clinical pharmacokinetics of ibuprofen. *Am J Med* 1984; 77:47-50.
15. Walter K, Dilger C. Ibuprofen in human milk. *Br J Pharmacol* 1997; 44: 211-212.
16. American Hospital Formulary Service Drug Evaluation – Sympathomimetic (Adrenergic) Agents. McEvoy GK, editor. Bethesda, Maryland: American Society of Health-System Pharmacists, American Hospital Formulary Service Drug Information, 1999, pp. 1088-1156.
17. Kanfer I, Dowse R, Vuma V. Pharmacokinetics of oral decongestants. *Pharmacotherapy* 1993; 13:116S-128S.
18. Lucarotti RL, Colaizzi JL, Barry H III, Poust RI. Enhanced pseudoephedrine absorption by concurrent administration of aluminum hydroxide gel in humans. *J Pharm Sci* 1972; 61:903-905.

19. Williams BO, Liao SH, Lai AA, Arnold JP, Perkins JG, Blum MR, Findlay JW. Bioavailability of pseudoephedrine and triprolidine from combination and single-ingredient products. *Clin Pharm* 1984; 3:638-643.
20. Dickerson J, Perrier D, Mayerson M, Bressler R. Dose tolerance and pharmacokinetic studies of L(+) pseudoephedrine capsules in man. *Eur J Clin Pharmacol* 1978; 14:253-259.
21. Baaske DM, Lai CM, Klein L, Look ZM, Yacobi A. Comparison of GLC and high-pressure liquid chromatographic methods for analysis of urinary pseudoephedrine. *J Pharm Sci* 1979; 68:1472.
22. Bye C, Hill HM, Hughes DTD, Peck AW. A comparison of plasma levels of L(+) pseudoephedrine following different formulations, and their relation to cardiovascular and subjective effects in man. *Eur J Clin Pharmacol* 1975; 8:47-53.
23. Delbeke FT, Debackere M. The influence of diuretics on the excretion and metabolism of doping agents. VI. Pseudoephedrine. *Biopharm Drug Dispos* 1991; 12:37-48.
24. Lai CM, Stoll RG, Look ZM, Yacobi A. Urinary excretion of chlorpheniramine and pseudoephedrine in humans. *J Pharm Sci* 1979; 68:1243-1246.
25. Lo LY, Land G, Bye A. Sensitive assay for pseudoephedrine and its metabolite, norpseudoephedrine in plasma and urine using gas-liquid chromatography with electron-capture detection. *J Chromatogr Biomed Appl* 1981; 222:297-302.
26. Brater DC, Kaojaren S, Benet LZ, Lin ET, Lockwood T, Morris RC, McSherry EJ, Melmond KL. Renal excretion of pseudoephedrine. *Clin Pharmacol Ther* 1980; 28:690-694.
27. Kuntzman RG, Tsai I, Brand L, Mark LC. The influence of urinary pH on the plasma half-life of pseudoephedrine in man and dog and a sensitive assay for its determination in human plasma. *Clin Pharmacol Ther* 1971; 12:62-67.
28. American Hospital Formulary Service Drug Evaluation – Pseudoephedrine. McEvoy GK, editor. Bethesda, MD: American Society of Health-System Pharmacists, American Hospital Formulary Service Drug Information; 1998, pp. 1064-1066.
29. Findlay JWA, Butz RF, Sailstad JM, Warren JT, Welch RM. Pseudoephedrine and triprolidine in plasma and breast milk of nursing mothers. *Br J Clin Pharmacol* 1984; 18:901-906.
30. Mortimer EA. Drug toxicity from breast milk? *Pediatrics* 1977; 60:780-781.
31. Babe KS Jr, Serafin WE. Chapter 25. Histamine, Bradykinin, and Their Antagonists. In: Hardman JG, Limbird LE (eds), Goodman & Gilman's *The Pharmacologic Basis of Therapeutics*. Ninth Edition. New York: McGraw-Hill, Health Professions Division. 1996, pp. 581-599.
32. Witek TJ, Canestrari DA, Miller RD, Yang JY, Riker DK. Characterization of daytime sleepiness and psychomotor performance following H1 receptor antagonists. *Ann Allergy Asthma Immunol* 1995; 74:419-426.
33. Yasuda SU, Yasuda RP. Affinities of brompheniramine, chlorpheniramine, and terfenadine at the five human muscarinic cholinergic receptor subtypes. *Pharmacotherapy* 1999; 19:447-451.
34. Fang SY, Druce HM, Baraniuk JN. Anticholinergic properties of brompheniramine, chlorpheniramine, and atropine in human nasal mucosa in vitro. *Am J Rhinol* 1998; 12:131-133.

35. Peets EA, Jackson M, Symchowicz S. Metabolism of chlorpheniramine maleate in man. *J Pharmacol Exp Ther* 1972; 180:464-474.
36. Huang SM, Athanikar NK, Sridhar K, Huang YC, Chiou WL. Pharmacokinetics of chlorpheniramine after intravenous and oral administration in normal adults. *Eur J Clin Pharmacol* 1982; 22:359-365.
37. Rumore MM. Clinical pharmacokinetics of chlorpheniramine. *Drug Intell Clin Pharm* 1984; 18:701-707.
38. Koch KM, O'Connor-Semmes RL, Davis IM, Yin Y. Stereoselective pharmacokinetics of chlorpheniramine and the effect of ranitidine. *J Pharm Sci* 1998; 87:1097-1100.
39. Reed D. A fatal case involving chlorpheniramine. *Clin Toxicol* 1981; 18:941-943.
40. Simons KJ, Martin TJ, Watson WT, Simons FE. Pharmacokinetics and pharmacodynamics of terfenadine and chlorpheniramine in the elderly. *J Allergy Clin Immunol* 1990; 85:540-547.
41. Simons FE, Luciuk GH, Simons KJ. Pharmacokinetics and efficacy of chlorpheniramine in children. *J Allergy Clin Immunol* 1982; 69:376-381.
42. Kasuya F, Igarashi K, Fukui M. Metabolism of chlorpheniramine in rat and human by use of stable isotopes. *Xenobiotica* 1991; 21:97-109.
43. Study AD-99-01, A single-dose, randomized, open-label, four-way crossover pharmacokinetic study of Advil® □Multi-Symptom Allergy Sinus. Data on file, Wyeth Consumer Healthcare, July 2001.
44. Study AD-99-03, Advil® □Multi-Symptom Allergy Sinus Food Effects Bioavailability Study. Data on file, Wyeth Consumer Healthcare, May 2001.
45. Simons FER, Simons KJ. The pharmacology and use of H1-receptor-antagonist drugs. *New Engl J Med* 1994; 330:1663-1669.
46. Levine H. Rhinosinusitis and Headache. In: Scats M, Seiger RS, Settupane DA, editors. *Nasal Manifestations of Systemic Disease*. Providence, Rhode Island: OceanSide Publications, Inc.; 1991, p. 85.
47. Stevenson D. Allergy, atopy, nasal disease and headache. In: Dalessio DL, ed. *Wolf's Headache and Other Facial Pain*, 5th Edition. New York: Oxford University Press; 1980, pp. 215-254.
48. Clerico DM. Rhinopathic Headaches. In: Gershwin ME, Incaudo GA, editors. *Disease of sinuses. A Comprehensive Textbook of Diagnosis and Treatment*. Totawa, New Jersey: Humana Press;1996, p. 413.
49. Study AD-99-02, Advil® □Multi-Symptom Allergy Sinus Efficacy and Safety Study. Data on file, Wyeth Consumer Healthcare, January 29, 2002.
50. Schachtel BP, Fillingim JM, Thoden WR, Lane AC, Baybutt RI. Sore throat pain in the evaluation of mild analgesics. *Clin Pharmacol Ther* 1988; 44:704-711.
51. Schachtel BP, Furey SA, Thoden WR. Nonprescription ibuprofen and acetaminophen in the treatment of tension-type headache. *J Clin Pharmacol* 1996; 36:1120-1125.
52. Schachtel BP, Thoden WR. Onset of action of ibuprofen in the treatment of muscle-contraction headache. *Headache* 1988; 28:471-474.
53. Braun RP, Lockhart EA, Bruno P. Delayed-onset muscle soreness (DOMS)- a new pain model to compare OTC analgesics. *Med Sci Sports Exer* 1994; 26:S14.
54. Benson MK. Maximal nasal inspiratory flow rate: its use in assessing the effect of pseudoephedrine in vasomotor rhinitis. *Eur J Clin Pharmacol* 1971; 3:182-184.

55. Cho YW. A new passive anterior rhinometric method for clinical study of nasal decongestant. *Int J Clin Pharmacol* 1978; 16:63-67.
56. Roth RP, Cantekin EI, Bluestone CD, Welch RM, Cho YW. Nasal decongestant activity of pseudoephedrine. *Ann Otol* 1977; 86:235-242.
57. Schwandt AL, Wahner HW, Peters GA. Further study of effectiveness of new antihistaminic drugs in ragweed pollinosis. *Proceed Staff Meet Mayo Clin* 1961; 36:261-267.
58. Wahner HW, Peters GA. An evaluation of some newer antihistaminic drugs against pollinosis. *Proceed Staff Meet Mayo Clinic* 1960; 35:61-169.
59. Harvey RP, Comer C, Sanders B, Westley R, Marsh W, Shapiro H, Wiener M. Model for outcomes assessment of antihistamine use for seasonal allergic rhinitis. *J Allergy Clin Immunol* 1996; 97:1233-1241.
60. Weiler JM, Donnelly A, Campbell BH, Connell JT, Diamond L, Hamilton LH, et al. Multicenter, double-blind, multiple-dose, parallel-groups efficacy and safety trial of azelastine, chlorpheniramine, and placebo in the treatment of spring allergic rhinitis. *J Allergy Clin Immunol* 1988; 82:801-811.
61. Drugdex, Pseudoephedrine Drugdex Drug Evaluations. MICROMEDEX, 2002.
62. Sudafed® Nasal Decongestant Tablets 30 mg. Doyle R, Culpepper-Morgan JA (editors): *Monographs from the 2002 Physicians Desk Reference*. Montvale, New Jersey, Medical Economics Company, Inc., 2002.
63. Dowd J, Bailey D, Moussa K, Nair et al. Ischemic colitis associated with pseudoephedrine: four cases. *Am J Gastroenterol* 1999; 94(9):2430-2434.
64. Billings CE, Ralston RH, Hare DE. Untoward effects of a sympathomimetic amine. *Aersp Med* 1974; 45(5):551-552.
65. Whelton A, Hamilton CW. Nonsteroidal anti-inflammatory drugs: Effects on kidney function. *J Clin Pharmacol* 1991; 31:588-598.
66. Novack SN. Side effect of ibuprofen therapy (letter). *Arthritis Rheum* 1973; 18(6):628.
67. Sica DA, Comstock TJ. Pseudoephedrine accumulation in renal failure. *Am J Med Sci* 1989; 298(4):261-263.
68. Nicastro NJ. Visual disturbances associated with over-the-counter ibuprofen in three patients. *Ann Ophthalmol* 1989; 29:447-450.
69. Collum LMT, Bowen DI. Ocular side-effects of ibuprofen. *Br J Ophthalmol* 1971; 55(7):472-477.
70. Palmer CA. Toxic amblyopia from ibuprofen (letter). *Br Med J* 1972; 3(829):765.
71. Asherov J, Schoenberg A, Weinberger A: Diplopia following ibuprofen administration (letter). *JAMA* 1982; 248(6):649.
72. USP DI □ Drug Information for the Health Care Professional. 21st edition. Volume 1. Rockville, MD: United States Pharmacopeial Convention, Inc. 2001, pp. 349-355.
73. Pugh CR, Howie SM. Dependence on pseudoephedrine (letter). *Br J Psychiatry* 1986; 149:798.
74. Diaz MA, Wise TN, Semchyshyn GO. Self-medication with pseudoephedrine in a chronically depressed patient. *Am J Psychiatry* 1979; 136(9):1217-1218.
75. Dawson JK, Earnshaw SW, Graham CS. Dangerous monoamine oxidase inhibitor interactions are still occurring in the 1990s. *J Accid Emerg Med* 1995; 12:49-51.



76. Harrison WM, McGrath PJ, Stewart JW, Quitkin F. MAOIs and hypertensive crisis: the role of OTC drugs. *J Clin Psychiatry* 1990; 51:212-213.
77. Magurno JA, Board AW. MAOIs, OTC drugs, and hypertensive crisis (letter). *J Clin Psychiatry* 1990; 52:212-213.
78. Ahmad S, Laidlaw J, Houghton GW, Richens A. Involuntary movements caused by phenytoin intoxication in epileptic patients. *J Neurol Neurosurg Psychiatry* 1975; 38:225-231.
79. Pugh RNH, Geddes AM, Yeoman WB. Interaction of phenytoin with chlorpheniramine (letter). *Br J Clin Pharmacol* 1975; 2:173-175.
80. Ragheb M, Alvin C. Ibuprofen can increase serum lithium in lithium treated patients. *J Clin Psychiatry* 1987; 48:161-163.
81. Nierenberg DW. Competitive inhibition of methotrexate accumulation in rabbit kidney slices by non-steroidal anti-inflammatory drugs. *J Pharmacol Exper Ther* 1983; 226(1):1-6.
82. Jorgenson HS, Christensen HR, Kampmann JP. Interaction between digoxin and indomethacin or ibuprofen. *Br J Clin Pharmacol* 1991; 31(1):108-110.
83. Penner JA, Abbrecht PH. Lack of interaction between ibuprofen and warfarin. *Curr Ther Res* 1975; 18:862-871.
84. Slattery JT, Levy G. Effect of ibuprofen on protein binding of warfarin in human serum. *J Pharm Sci* 1977; 66:1060.
85. Mork NL, Robertson RP. Effects of nonsteroidal antiinflammatory drugs in conventional dosage on glucose homeostatis in patients with diabetes. *West J Med* 1983; 139:45-49.
86. Gontarz N, Small RE, Comstock TJ, Stalker DJ, Johnson SM, Willis BE. Effects of antacid suspension on the pharmacokinetics of ibuprofen. *Clin Pharm* 1987; 7(5):413-416.
87. Millet VM, Dreisbach M, Bryson YJ. Double-blind controlled study of central nervous system side effects of amantadine, rimantadine, and chlorpheniramine. *Antimicrob Agents Chemother* 1982; 21:1-4.
88. Okonkwo CA, Coker HA, Agomo PU, Ogunbanwo JA, Mafe AG, Agomo CO, Afolabi BM. Effect of chlorpheniramine on the pharmacokinetics and response to chloroquine of Nigerian children with falciparum malaria. *Trans R Soc Trop Med* 1999; 93(3):306-311.
89. Hernandez CR, Shingu K, Murayama ST, Kumekawa M, Inui K, Tamai S, Mori K. Cimetidine-induced hypotension is attenuated by pre-treatment with an H1-receptor antagonist, chlorpheniramine. *Eur J Anaesthesiol* 1990; 7:459-465.
90. Doyle G, Furey S, Berlin R, Cooper S, Jayawardena S, Ashraf E, Baird L. Gastrointestinal safety and tolerance of ibuprofen maximum over-the-counter use. *Aliment Pharmacol Ther* 1999; 13:897-906.
91. Furey SA, Waksman JA, Dash BH. Nonprescription ibuprofen: side effect profile. *Pharmacotherapy* 1992; 12:403-407.
92. DeArmond B, Francisco CA, Lin JS, Huang FY, Halladay S, Bartizek RD, Skare KL. Safety profile of over-the-counter naproxen sodium. *Clin Therap* 1995; 17:587-601.
93. Kellstein DE, Waksman JA, Binstok G, Furey SA, Cooper SA. The safety profile of nonprescription ibuprofen in multiple-dose use: a meta-analysis. *J Clin Pharmacol* 1999; 39:520-532.

94. Rainsford KD, Roberts SC, Brown S. Ibuprofen and paracetamol: relative safety in non-prescription dosages. *J Pharm Pharmacol* 1997; 49:345-376.
95. Rainsford KD, Quadir M. Gastrointestinal damage and bleeding from non-steroidal anti-inflammatory drugs. I. Clinical and epidemiological aspects. *Inflammopharmacology* 1995; 3:169-190.
96. Strom BL. Gastrointestinal tract bleeding associated with naproxen sodium vs ibuprofen. *Arch Intern Med* 1997; 157:2636-2631.
97. Gutthann SA, Garcia-Rodriguez LA, Duque-Oliart A, Varas-Lorenzo C. Low-dose diclofenac, naproxen, and ibuprofen cohort study. *Pharmacoepidemiology* 199; 19:854-859.
98. Garcia Rodriguez LA, Williams R, Derby LE, Dean AD, Herschel J. Acute liver injury associated with non-steroidal anti-inflammatory drugs and the role of risk factors. *Arch Intern Med* 1994; 154:311-316.
99. Franklin QJ. Sudden death after typhoid and Japanese encephalitis vaccination in a young male taking pseudoephedrine. *Mil Med* 1999; 164(2):157-159.
100. Rutstein HR. Ingestion of pseudoephedrine. *Arch Otolaryngol* 1963; 77:145-147.
101. Beary JF, 3rd. Pseudoephedrine producing postural hypotension in a pilot. *Aviat Space Environ Med* 1977; 48(4):369.
102. Wiener I, Tilkian AG, Palazzolo M. Coronary artery spasm and myocardial infarction in a patient with normal coronary arteries: temporal relationship to pseudoephedrine ingestion. *Cathet Cardiovasc Diagn* 1990; 20(1):51-53.
103. Brownstein MH. Fixed eruptions due to an ephedrine isomer. *Arch Dermatol* 1968; 97(2):115-119.
104. Camisa C. Fixed drug eruption due to pseudoephedrine. *Cutis* 1988; 41(5):339-340.
105. Shelley WB, Shelley ED. Nonpigmenting fixed drug eruption as a distinctive reaction pattern: examples caused by sensitivity to pseudoephedrine hydrochloride and tetrahydrozoline. *J Am Acad Dermatol* 1987; 17(3):403-407.
106. Hauken M. Fixed drug eruption and pseudoephedrine (letter). *Ann Intern Med* 1994; 120:442.
107. Hindioglu U, Sahin S. Nonpigmenting solitary fixed drug eruption caused by pseudoephedrine hydrochloride. *J Am Acad Dermatol* 1999; 38(3):499-500.
108. Taylor BJ, Duffill MB. Recurrent pseudo-scarlatina and allergy to pseudoephedrine hydrochloride. *Br J Dermatol* 1988; 118(6):827-829.
109. Spielberg SP, Schulman JD. A possible reaction to pseudoephedrine in a patient with phenylketonuria (letter). *J Pediatr* 1977; 90(6):1026.
110. Cavanah DK, Ballas ZK. Pseudoephedrine reaction presenting as recurrent toxic shock syndrome. *Ann Intern Med* 1993; 119:302-303.
111. Holloway DM. Chlorpheniramine or diphenylhydantoin. *JAMA* 1969; 207:2103.
112. Davis WA. Dyskinesia associated with chronic antihistamine use. *N Engl J Med* 1976; 294:113.
113. Shenfield G, Spry CJF. Unusual cause of agranulocytosis. *Br Med J* 1968; 2:52-53.
114. Hardin AS. Chlorpheniramine and agranulocytosis. *Ann Intern Med* 1988; 108:770.
115. Deringer PN, Maniatis A. Chlorpheniramine-induced bone marrow suppression. *Lancet* 1976; 1:432.

116. Eisner EV, LaBocki NL, Pinckney L. Chlorpheniramine-dependent thrombocytopenia. *JAMA* 1975; 231:735-736.
117. Kanoh T, Jingami H, Uchino H. Aplastic anaemia after prolonged treatment with chlorpheniramine (letter). *Lancet* 1977; 1:546-547.
118. Duran-Suarez JR, Martin-Vega C, Argelagues E, Massuet L, Ribera A, Vilaseca J, Arnau JM, Triginer J. The I antigen as an immune complex receptor in a case of haemolytic anaemia induced by an antihistaminic agent. *Br J Haematol* 1981; 49:153-154.
119. Demoly P, Messaad D, Benahmed S, Sahla H, Bousquet J. Hypersensitivity to H1-antihistamines. *Allergy* 2000; 55:679-680.
120. Ricci AR, Settupane RJ, Goldstein BM, Kalliel JN, Settupane GA. The effect of chlorpheniramine on asthma. *Allergy Proceed* 1990; 11:229-233.
121. Court H, Streete P, Volans GN. Acute poisoning with ibuprofen. *Human Toxicol* 1983; 2:381-384.
122. Mattana J, Perinbasekar S, Brod-Miller C. Near-fatal but reversible acute renal failure after massive ibuprofen ingestion. *Am J Med Sci* 1997; 313:117-119.
123. Kim J, Gazarian M, Verjee Z, Johnson D. Acute renal insufficiency in ibuprofen overdose. *Ped Emerg Care* 1995; 11(2):107-108.
124. Al-Harbi NN, Domrongkitchaiporn S, Lireman DS. Hypocalcemia and hypomagnesemia after ibuprofen overdose. *Ann Pharmacother* 1997; 31:432-434.
125. Zuckerman GB, Uy CC. Shock, metabolic acidosis, and coma following ibuprofen overdose in a child. *Ann Pharmacother* 1995; 29(9):869-871.
126. Mariani PJ. Pseudoephedrine-induced hypertensive emergency: treatment with labetalol. *Am J Emerg Med* 1986; 4(2):141-142.
127. Wezorek C, Dean B, Krenzelok E. Pseudoephedrine: a prospective study to establish a toxic dose in children. *Clin Toxicol* 1995; 33(5):554.
128. Saken R, Kates GL, Miller K. Drug-induced hypertension in infancy. *J Pediatr* 1979; 95(6):1077-1079.
129. Roberge RJ, Hirani KH, Rowland PL, Berkeley R, Krenzelok EP. Dextromethorphan- and pseudoephedrine-induced agitated psychosis and ataxia: case report. *J Emerg Med* 1999; 17(2):285-288.
130. Sauder KL, Brady WJ Jr, Hennes H. Visual hallucinations in a toddler: Accidental ingestion of a sympathomimetic over-the-counter nasal decongestant. *Am J Emerg Med* 1997; 15(5):521-526.
131. Ackland FM. Hallucinations in a child after drinking triprolidine/pseudoephedrine linctus. *Lancet* 1984; 1(8387):1180.
132. Leighton KM. Paranoid psychosis after abuse of Actifed. *Br Med J (Clin Res Ed)* 1982; 284(6318):789-790.
133. Dalton R. Mixed bipolar disorder precipitated by pseudoephedrine hydrochloride. *South Med J* 1990; 83(1):64-65.
134. Clark RF, Curry SC. Pseudoephedrine dangers. *Pediatrics* 1990; 85(3):389-390.
135. Gosselin RE, Smith RP, Hodge HC. *Clinical toxicology of commercial products*. 5th edition. Baltimore, MD. Williams & Wilkins; 1984, pp. II-4, II-378.
136. Skare JA, Abeln SB. Antihistamine-containing cough/cold medications present a low hazard in pediatric accidental exposure incidents: analysis of poison control center data. *Vet Human Toxicol* 1997; 39:367-371.

137. Litovitz T, Manoguerra A. Comparison of pediatric poisoning hazards: an analysis of 3.8 million exposure incidents. A report from the American Association of Poison Control Centers. *Pediatrics* 1992; 89:999-1006.
138. Gosselin RE, Smith RP, Hodge HC. *Clinical toxicology of commercial products*. 5th edition. Baltimore, MD. Williams & Wilkins; 1984, pp. III-36 to III-40.
139. Utsunomiya T, Krausz MM, Dunham B, Valeri CR, Levine L, Shepro D, Hechtman HB. Modification of inflammatory response to aspiration with ibuprofen. *Am J Physiol* 1982; 243:903-910.
140. Lillehei TJ, Metke MP, Dawnajee MK, Tago M, Lim MF, Kaye MP. Reduction of platelet deposition in aorto-coronary artery Gore-Tex bypass grafts in dogs by platelet inhibitors. *Circulation* 1980; 62(Suppl 3):53.
141. Dipasquale G, Mellace D. Inhibition of arachidonic acid induced mortality in rabbits with several non-steroidal anti-inflammatory agents. *Agents Actions* 1977; 7:481-485.
142. Adesuyi SA, Ellis EF. The effect of ibuprofen dose on rabbit platelet aggregation and aortic PGI<sub>2</sub> synthesis. *Thromb Res* 1982; 28:581-585.
143. Imai H, Muramatsu Y, Tsurumi K, Fujimura H: Platelet aggregation and liposome as a model system (abstract). *Jap J Pharmacol* 1981; 31:92P.
144. Patil PN, Tye A, LaPridus JB. A pharmacological study of the ephedrine isomers. *J Pharmacol Exp Ther* 1965; 148:158-168.
145. Aviado DM, Wnuck AL, De Beer EJ. Cardiovascular effects of sympathomimetic bronchodilators: epinephrine, ephedrine, pseudoephedrine, isoproterenol, methoxyphenamine, and isoproprenamine. *J Pharmacol Exp Ther* 1958; 122:406-417.
146. Aviado DM, Wnuck AL, De Beer ES. A comparative study of nasal decongestion by sympathomimetic drugs. *Arch Otolaryngol* 1959; 69:589-605.
147. Sandago BW, Fletcher HP. Glycemic response to selected sympathomimetics in stressed and normal goldthioglucose mice. *Pharmacology* 1983; 27:110-116.
148. Bye C, Dewsbury D, Peck AW. Effects on the human central nervous system of two isomers of ephedrine and triprolidine, and their interaction. *Br J Clin Pharmacol* 1974; 1:71-78.
149. Drew CDM, Knight GT, Hughes DTD, Bush M. Comparison of the effects of D(-) ephedrine and L-(+)-pseudoephedrine on the cardiovascular and respiratory systems in man. *Br J Clin Pharmacol* 1978; 6:221-225.
150. Empey DW, Young GA, Letley E, John GC, Smith P, McDonnell KA, et al. Dose-response study of the nasal decongestant and cardiovascular effects of pseudoephedrine. *Br J Clin Pharmacol* 1980; 9(4):351-358.
151. Chua SS, Benrimoj SI, Gordon RD, Williams G. A controlled clinical trial on the cardiovascular effects of single doses of pseudoephedrine in hypertensive patients. *Br J Clin Pharmacol* 1989; 28(3):369-372.
152. Beck RA, Mercado DL, Seguin SM, Andrade WP, Cushner HM. Cardiovascular effects of pseudoephedrine in medically controlled hypertensive patients. *Arch Intern Med* 1992; 152:1242-1245.
153. Bradley JG, Kallail KJ, Dorsch JN, Fox J. The effects of pseudoephedrine on blood pressure in patients with controlled, uncomplicated hypertension: a randomized, double-blind, placebo-controlled trial. *J Am Board Fam Pract* 1991; 4:201-206.

154. Coates ML, Rembold CM, Farr BM. Does pseudoephedrine increase blood pressure in patients with controlled hypertension? *J Fam Pract* 1995; 40:22-26.
155. Gordon RD, Ballantine DM, Bachmann AW. Effects of repeated doses of pseudoephedrine on blood pressure and plasma catecholamines in normal subjects and in patients with pheochromocytoma. *Clin Exp Pharmacol Physiol* 1992; 19:287-290.
156. Bright TP, Sandage BW, Jr., Fletcher HP. Selected cardiac and metabolic responses to pseudoephedrine with exercise. *J Clin Pharmacol* 1981; 21(11-12 Pt 1):488-492.
157. Smith CV, Rayburn WF, Anderson JC, Duckworth AF, Appel LL. Effect of a single dose of oral pseudoephedrine on uterine and fetal Doppler blood flow. *Obstet Gynecol* 1990; 76(5 Pt 1): 803-806.
158. Rombaut NEI, Alford C, Hindmarch I. Effects of oral administration of different formulations of pseudoephedrine on day- and night-time CNS activity. *Med Sci Res* 1989; 17:831-833.
159. Clemons JM, Crosby SL. Cardiopulmonary and subjective effects of a 60 mg dose of pseudoephedrine on graded treadmill exercise. *J Sports Med Phys Fitness* 1993; 33:405-412.
160. Gillies H, Derman WE, Noakes TD, Smith P, Evans A, Gabriels G. Pseudoephedrine is without effects during prolonged exercise. *J Appl Physiol* 1996; 81:2611-2617.
161. Swain RA, Harsha DM, Baenziger J, Saywell RM Jr. Do pseudoephedrine or phenylpropanolamine improve maximum oxygen uptake and time to exhaustion? *Clin J Sports Med* 1997; 7:168-173.
162. Laitinen LA, Empey DW, Bye C, Britton MG, McDonnell K, Hughes DTD. A comparison of the bronchodilator action of pseudoephedrine and ephedrine in patients with reversible airway obstruction. *Eur J Clin Pharmacol* 1982; 23:107-109.
163. Peterlin MR, Keyser RE, Andres FF, Sherman G. Nonprescription chlorpheniramine maleate and submaximal exercise responses. *Arch Phys Med Rehabil* 1998; 79:827-831.
164. Goldstein L, Murphree HB, Pfeiffer CC. Comparative study of EEG effects of antihistamines in normal volunteers. *J Clin Pharmacol* 1968; 8:42-53.
165. Meador KJ, Loring DW, Thompson EE, Thompson WO. Differential cognitive effects of terfenadine and chlorpheniramine. *J Allergy Clin Immunol* 1989; 84:322-325.
166. Simons FER, Fraser TG, Maher J, Pillay N, Simons KJ. Central nervous system effects of H1-receptor antagonists in the elderly. *Ann Allergy Asthma Immunol* 1999; 82:157-160.
167. Nicholson AN, Pascoe PA, Turner C, Ganellin CR, Greengrass PM, Casy AF, Mercer AD. Sedation and histamine H1-receptor antagonism: studies in man with the enantiomers of chlorpheniramine and dimethindene. *Br J Pharmacol* 1991; 104:270-276.
168. Okamura N, Yanai K, Higuchi M, Sakai J, Iwata R, Ido T, Sasaki H, Watanabe T, Itoh, M. Functional neuroimaging of cognition impaired by a classical antihistamine, *d*-chlorpheniramine. *Br J Pharmacol* 2000; 129:115-123.
169. Aso T, Sakai Y. Effect of terfenadine, a novel antihistamine, on actual driving performance (abstract). *Ann Allergy* 1989; 62:250.
170. Soper JW, Chaturvedi AK, Canfield DV. Prevalence of chlorpheniramine in aviation accident pilot fatalities, 1991-1996. *Aviat Space Environ Med* 2000; 7:1206-1209.
171. Khosla PP, Saha N, Koul A, Chakrabarti A, Sankaranarayanan A, Sharma PL. Effects of ranitidine alone and in combination with pheniramine on histamine-induced wheal and flare and psychomotor performance. *Ind J Physiol Pharmacol* 1993; 37:132-134.

172. Adams SS, Bough RG, Cliffe EE, Dickinson W, Lessel B, McCullough KF, Mills RFN, Nicholson JS, Williams GAH. Some aspects of the pharmacology, metabolism and toxicology of ibuprofen. *Rheum Phys Med Suppl* 1970; 9-14.
173. Anonymous. *Acute Overdose Manual*. Sudafed®. Burroughs Wellcome Co; 1982:99.
174. National Toxicology Program (U.S.). NTP technical report of the toxicology and carcinogenesis studies of chlorpheniramine maleate (CAS no. 113-92-8) in F344/N rats and B6C3F1 mice (gavage studies). National Toxicology Program Technical Report Series, no. 317. Research Triangle Park, NC; The National Toxicology Program; 1986, pp. 18-21.
175. Haley TJ, Berndt WO. *Handbook of Toxicology*. New York: Hemisphere Publishing Corporation. 1987, pp. 274 and 282.
176. National Toxicology Program (U.S.). NTP technical report of the toxicology and carcinogenesis studies of chlorpheniramine maleate (CAS no. 113-92-8) in F344/N rats and B6C3F1 mice (gavage studies). National Toxicology Program Technical Report Series, no. 317. Research Triangle Park, NC; The National Toxicology Program; 1986, pp. 9-10.
177. Packman EW, Doyle G, Koronkiewicz K, Jayawardena S, Cooper SA: Onset of analgesia of ibuprofen liquigels (400 mg) compared to acetaminophen caplets (1000 mg) in the treatment of tension headache. *J Clin Pharmacol* 1998; 38: 876.
178. USPDI. 2002 : p. 426-427.
179. Johnson AG, Nguyen TV, Day RO: Do non-steroidal anti-inflammatory drugs affect blood pressure? *Ann Intern Med* 1994; 121: 289-300.
180. Pope JG, Anderson JJ, Felson DT: A meta-analysis of the effects of non-steroidal anti-inflammatory drugs on blood pressure. *Arch Intern Med* 1993; 153: 477-484.
181. Davies JG, Rawlins DC, Busson M: Effect of ibuprofen on blood pressure control by propranolol and benzofluazide. *J Intern Med Res* 1988; 16: 173-181.
182. Houston MC, Weir M, Gray J, Ginsberg D, Szeto C, Kathleenen PM, Sugimoto D, Lefkowitz M, Runde M: The effects of non-steroidal anti-inflammatory drugs on blood pressure of patients with hypertension controlled by verapamil. *Arch Intern Med* 1995; 155: 1049-1054.
183. Fommei E, Ghione S, Palla L, Ragazzini A, Gazzetti P, Palombo C, Giaconi S: Inhibition of prostaglandins and angiotensin II: Effects on renal function in hypertensive patients. *Agents Actions Suppl* 1987; 22: 183-189.
184. Cook ME, Wallin JD, Thakur VD, Kadowitz PJ, McNamara DB, Garcia MM, Lipani JJ, Poland M: Comparative effects of nabumetone, sulindac and ibuprofen on renal function. *J Rheumatol* 1997; 24: 1137-1144.
185. Minuz P, Lechi A, Arosio E, Degan M, Capuzzo MG, Lechi C, Corsato M, Dalla Riva A, Velo GP: antihypertensive activity of enalapril. Effect of ibuprofen and different salt intakes. *J Clin Hypertens* 1987; 3: 645-653.
186. USP DI. *Drug Information for the Health Care Professional, Anti-Inflammatory Drugs, Nonsteroidal (Systemic)*. Thomson MICROMEDEX, 2005; 1:390.
187. Forsyth, DR, Jayasinghe, KSA, Roberts, CJC. Do nizatidine and cimetidine interact with ibuprofen? *Eur J. Clin Pharmacol* 1988; 35(1) :85-88.
188. Small RE, Wilmot-Pater MG, McGee BA, Willis HE. Effects of misoprostol or ranitidine on ibuprofen pharmacokinetics. *Clin Pharm* 1991; 10:870-872.

189. USP DI. Drug Information for the Health Care Professional, Antihistamines (Systemic). Thomson MICROMEDEX, 2005; 1:342.
190. Trelle S, Reichenbach S, Wandel S, Hildebrand P, Tschannen B, Villiger P, et al. Cardiovascular safety of non-steroidal anti-inflammatory drugs: network metaanalysis. *BMJ*. 2011; 342:c7086
191. Codispoti JR, Prior MJ, Fu M, Harte CM, Nelson EB: Efficacy of Nonprescription Doses of Ibuprofen for Treating Migraine Headache. A Randomized Controlled Trial. *Headache* 2001; 41: 665-679
192. Helin-Salmivaara A., Huttunen T., Gronroos J.M., Klaukka T., Huupponen R. Risk of serious upper gastrointestinal event with concurrent use of NSAIDs and SSRIs: A case-control study in the general population. *Eur J Clin Pharmacol*, 2007 Apr;63(4):403-8
193. Andres Pinto, DMD, MPH; John T. Farrar, MD, PhD; Elliot V. Hersh, DMD, MS, PhD Prescribing NSAIDs to Patients on SSRIs: Possible Adverse Drug Interaction of Importance to Dental Practitioners. *Compend Contin Educ Dent*, 2009 Apr;30(3):142-51
194. Krick G, Connor T, Kaplan SR. Studies of the mutagenic potential of drugs used in the treatment of rheumatic diseases. *Arthr Rheum* 1975;18:409
195. Philipose B, Singh R, Khan KA, et al. Comparative mutagenic and genotoxic effects of three propionic acid derivatives ibuprofen, ketoprofen and naproxen. *Mutat Res* 1997:393-123-31
196. Nasonova V. Introduction. *Curr Med Res Opin* 1975;3:516-7
197. Tripathi R, Pancholi S, Tripathi P, Genotoxicity of ibuprofen in mouse bone marrow cells in vivo. *Drug Chem Toxicol* 2012;35:389-92

**PART III: CONSUMER INFORMATION**

**Advil® Cold & Sinus Nighttime  
Ibuprofen, Pseudoephedrine Hydrochloride and  
Chlorpheniramine Maleate Caplets**

This leaflet is part III of a three-part "Product Monograph" published when **Advil Cold & Sinus Nighttime** was approved for sale in Canada and is designed specifically for Consumers. This leaflet is a summary and will not tell you everything about **Advil Cold & Sinus Nighttime**. Contact your doctor or pharmacist if you have any questions about the drug.

- dehydrated (significant fluid loss) due to vomiting, diarrhea or lack of fluid intake,
- been diagnosed with severe high blood pressure or have heart disease,
- right before or after heart surgery,
- serious liver disease,
- severe kidney disease,
- high potassium in the blood
- thyroid disease,
- Raynaud's Syndrome (a disorder of the circulatory system),
- Systemic Lupus Erythematosus,
- or if you are in your third trimester of pregnancy.

**ABOUT THIS MEDICATION**

**What the medication is used for:**

Temporarily relieves the combined symptoms associated with colds including: runny nose, sneezing, itchy watery eyes, headache, nasal congestion, minor aches and pains, sore throat, and sinus pain.

**What it does:**

Ibuprofen reduces fever and pain. Pseudoephedrine hydrochloride is a nasal decongestant. Chlorpheniramine maleate is an antihistamine.

**When it should not be used:**

Do not use Advil Cold & Sinus Nighttime if you have or are:

- allergic/hypersensitive to acetylsalicylic acid (ASA), ibuprofen, other salicylates, other non-steroidal anti-inflammatory drugs (NSAIDs), pseudoephedrine or other sympathomimetic amines, chlorpheniramine maleate, or any of Advil Cold & Sinus Nighttime's ingredients (Refer to the nonmedicinal ingredients section of this insert),
- active or recurrent stomach ulcer, gastrointestinal (GI) bleeding, or active inflammatory bowel disease (e.g. Crohn's, colitis),
- taking a monoamine oxidase inhibitor (MAOI) or for 14 days after stopping the MAOI drug, ASA, or other NSAIDs including any other ibuprofen product,
- nasal polyps (swelling of the inside of the nose), or allergic manifestations such as asthma, anaphylaxis (sudden severe life threatening allergic reaction), urticarial/hives, rhinitis (stuffed or runny nose that may be due to allergies), skin rash or other allergies symptoms,

**What the medicinal ingredients are:**

Ibuprofen, pseudoephedrine hydrochloride and chlorpheniramine maleate.

**What the important nonmedicinal ingredients are:**

Carnauba wax, corn starch, croscarmellose sodium, FD&C red no. 40, FD&C yellow no. 6, glyceryl behenate, hypromellose, iron oxide black, microcrystalline cellulose, polydextrose, polyethylene glycol, pre-gelatinized starch, propylene glycol, silicon dioxide, and titanium dioxide.

**What dosage forms it comes in:**

Each caplet contains ibuprofen 200mg, pseudoephedrine hydrochloride 30mg and chlorpheniramine maleate 2mg.

**WARNINGS AND PRECAUTIONS**



**Serious Warnings and Precautions**

- If you have diabetes, glaucoma or difficulty in urination due to an enlarged prostate, do not take this drug unless directed by a physician.
- Caution in those with heart failure, high blood pressure or other conditions predisposing to fluid retention.
- Caution in those prone to gastrointestinal tract irritation including those with a history of peptic ulcer, diverticulosis, or other inflammatory disease of the gastrointestinal tract such as ulcerative colitis or Crohn's disease. The chance of stomach bleeding is higher if you are: age 60 or older, have had stomach ulcers or bleeding problems, take a blood thinner or steroid drug, take with other drugs containing an NSAID like ASA, ibuprofen, naproxen, or prescription anti-inflammatory drugs, have 3 or more alcoholic drinks every day while using this product.
- Caution in those at risk of kidney or liver problems, those taking diuretics and the elderly.
- Stop use immediately if you have difficulty or pain when urinating.

**BEFORE you use Advil Cold & Sinus Nighttime talk to your doctor or pharmacist if you have or are:**

- previous or current stomach ulcers,
- blood clotting disorder (such as hemophilia),
- breathing problems or chronic lung disease (such as asthma, emphysema or chronic bronchitis),
- difficulty in urination due to prostate enlargement or bladder neck obstruction,
- diabetes,
- high blood pressure,
- mild to moderate kidney disease,
- mild to moderate liver disease,
- heart disease
- glaucoma,
- any other serious disease, are under doctor's care for any serious condition,
- taking sedatives or tranquilizers (as they may increase drowsiness), or any other drug including over the counter drugs.
- you are trying to conceive, in your first or second trimester of pregnancy or if you are breastfeeding.

Use with caution in the elderly.

Long-term continuous use may increase the risk of heart attack or stroke.

**INTERACTIONS WITH THIS MEDICATION**

**Do not use this product if you are taking:**

- a MAOI or if you have stopped taking one within the past 2 weeks.
- ASA or other anti-inflammatory medication.

Drugs that may interact with Advil Cold & Sinus Nighttime include:

- acetaminophen
- acetylsalicylic acid (ASA)
- allergy medications
- anticoagulants (blood thinning medications)
- anti-depressants
- anti-hypertensives (blood pressure medications)
- antibiotics (levofloxacin)
- benzodiazapines
- cold medications
- corticosteroids
- cyclosporine
- diabetes medication (including insulin and oral antidiabetic agents)
- digoxin
- diuretics (water pills)
- lithium
- methotrexate
- monoamine oxidase inhibitors
- nonsteroidal anti-inflammatory drugs (NSAIDs); including naproxen and ibuprofen
- phenytoin
- probenecid
- thyroxine
- tranquilizers or other sedating drugs

Tell your doctor or pharmacist what prescription or non-prescription drugs you are taking or plan to take.

Do not smoke or drink alcohol while using this product. Alcohol may increase drowsiness.

**PROPER USE OF THIS MEDICATION**

**Usual dose:**

Adults and children over 12 to 65 years: Take 1 or 2 caplets every 4- 6 hours as needed. Do not exceed 6 caplets in 24 hours, unless directed by a physician.

Do not give to children under 12 unless directed by a physician. Do not use longer than 3 days for a fever or 5 days for pain relief or cold symptoms.

**Overdose:**

In case of overdose, contact a doctor, hospital emergency department or regional Poison Control Centre immediately, even if there are no symptoms.

**Missed Dose:**

Continue to take 1 or 2 caplets every 4- 6 hours as needed after a missed dose. Do not take twice the recommended dose following a missed dose.

**SIDE EFFECTS AND WHAT TO DO ABOUT THEM**

Take with food or milk if upset stomach occurs. Advil Cold & Sinus Nighttime may occasionally produce unwanted side effects, such as heartburn, constipation, nausea, bloating, dry mouth, nervousness or sleeplessness.

Stop use and contact a doctor or pharmacist if these symptoms worsen or persist.

The risk of having side effects may be decreased by using the smallest dose for the shortest duration of time.

<b>SERIOUS SIDE EFFECTS, HOW OFTEN THEY HAPPEN AND WHAT TO DO ABOUT THEM</b>				
Symptom / effect		Talk with your doctor or pharmacist		Seek immediate emergency medical assistance
		Only if severe	In all cases	
Uncommon	Symptoms of allergic reaction, including: rash, severe itching/ redness, blisters, swelling, or trouble breathing			T
	Blood in vomit, bloody or black stools			T
	Abdominal pain, vomiting, diarrhea		T	
	ringing or buzzing in the ears / dizziness		T	
	Change in vision,		T	
	Fluid retention		T	

This product may cause drowsiness. Be careful when driving motor vehicles or operating heavy machinery.

*This is not a complete list of side effects. For any unexpected effects while taking AdvilCold & Sinus Nighttime, contact your doctor or pharmacist.*

**HOW TO STORE IT**

Store at room temperature (15°-30°C).

**REPORTING SUSPECTED SIDE EFFECTS**

You can report any suspected side effects associated with the use of health products to Health Canada by:

- Visiting the Web page on Adverse Reaction Reporting (<http://www.hc-sc.gc.ca/dhp-mps/medeff/report-declaration/index-eng.php>) for information on how to report online, by mail or by fax; or
- Calling toll-free at 1-866-234-2345.

*NOTE: Contact your health professional if you need information about how to manage your side effects. The Canada Vigilance Program does not provide medical advice.*

Keep out of reach of children. This package contains enough medicine to seriously harm a child.

**MORE INFORMATION**

This document plus the full product monograph, prepared for health professionals can be found by contacting the sponsor, GlaxoSmithKline Consumer Healthcare Inc., Mississauga, Ontario L5N 6L4 at: 1-888-275-9938.

This leaflet was prepared by GlaxoSmithKline Consumer Healthcare Inc.

Product monograph available to physicians and pharmacists upon request.

Last revised: April 3, 2020