

PRODUCT MONOGRAPH

PrRENAGEL[®]

sevelamer hydrochloride tablets

800 mg tablets

Phosphate Binder

ATC code: VO3A EO2

sanofi-aventis Canada Inc.
2905 Place Louis-R.-Renaud
Laval, Quebec H7V 0A3

Date of Preparation:
October 29, 2020

Submission Control No: 238457

Table of Contents

PART I: HEALTH PROFESSIONAL INFORMATION.....3

SUMMARY PRODUCT INFORMATION3

INDICATIONS AND CLINICAL USE3

CONTRAINDICATIONS3

WARNINGS AND PRECAUTIONS3

ADVERSE REACTIONS6

DRUG INTERACTIONS8

DOSAGE AND ADMINISTRATION9

OVERDOSAGE10

ACTION AND CLINICAL PHARMACOLOGY10

STORAGE AND STABILITY11

SPECIAL HANDLING INSTRUCTIONS11

DOSAGE FORMS, COMPOSITION AND PACKAGING11

PART II: SCIENTIFIC INFORMATION12

PHARMACEUTICAL INFORMATION12

CLINICAL TRIALS13

DETAILED PHARMACOLOGY19

TOXICOLOGY19

REFERENCES22

PART III: CONSUMER INFORMATION.....23

PrRENAGEL®

Sevelamer hydrochloride tablets

PART I: HEALTH PROFESSIONAL INFORMATION

SUMMARY PRODUCT INFORMATION

Route of Administration	Dosage Form / Strength	All Nonmedicinal Ingredients
Oral	Tablet / 800 mg	Colloidal silicon dioxide; diacetylated monoglyceride; hypromellose; iron oxide black; isopropyl alcohol; propylene glycol and stearic acid.

INDICATIONS AND CLINICAL USE

RENAGEL (sevelamer hydrochloride) is indicated for:

- the control of hyperphosphatemia in patients with end-stage renal disease (ESRD) undergoing dialysis.

CONTRAINDICATIONS

RENAGEL (sevelamer hydrochloride) is contraindicated in the following situations:

- patients with hypophosphatemia
- patients with bowel obstruction, or known active mucosal injury such as necrosis, perforation, ulcerative colitis or gastrointestinal bleeding (see WARNINGS AND PRECAUTIONS section).
- patients hypersensitive to sevelamer hydrochloride or one of the other ingredients in the product.

WARNINGS AND PRECAUTIONS

SERIOUS WARNINGS AND PRECAUTIONS

Serious cases of dysphagia, bowel obstruction, and perforation have been associated with RENAGEL use, some requiring hospitalization and surgery.

General

RENAGEL (sevelamer hydrochloride) tablets should be swallowed intact and should not be crushed, chewed, or broken into pieces.

Patients with renal insufficiency may develop hypocalcemia. As RENAGEL does not contain calcium, serum calcium levels should be monitored and elemental calcium should be supplemented whenever considered necessary. In cases of hypocalcemia, patients should be given an evening calcium supplement. Approximately 1000 mg elemental calcium is recommended.

Rare serious case reports of difficulty swallowing the RENAGEL tablet have been reported. Many of these cases involved patients with contributing co-morbid conditions affecting the ability to swallow including swallowing disorders or oroesophageal abnormalities. Caution should be exercised when RENAGEL tablets are used in these patients.

Depending on dietary intake, dialysis patients may develop low vitamin A, D, E and K levels. Therefore, in patients not taking these vitamins, monitoring vitamin A, D and E levels and assessing vitamin K status through the measurement of thromboplastin time should be considered and these vitamins should be supplemented if necessary.

Caution should be exercised to avoid hypophosphatemia, a serum phosphorus of < 0.8 mmol/L (see DOSAGE AND ADMINISTRATION).

The safety and efficacy of RENAGEL in patients with renal disease who are not undergoing dialysis has not been studied.

Gastrointestinal

Cases of dysphagia and esophageal tablet retention have been reported in association with use of the tablet formulation of RENAGEL, some requiring hospitalization and intervention.

Cases of bowel obstruction (ileus, subileus) and perforation have also been reported with RENAGEL use. Constipation may be a preceding symptom.

Patients with dysphagia, swallowing disorders, severe gastrointestinal (GI) motility disorders including severe constipation, or major GI tract surgery were not included in the RENAGEL clinical studies.

The safety and efficacy of RENAGEL in patients with dysphagia, swallowing disorders, severe GI motility disorders including severe constipation, or major GI tract surgery have not been established. Caution should be exercised when RENAGEL is used in patients with these GI disorders. These patients should be monitored carefully while being treated with RENAGEL. RENAGEL treatment should be re-evaluated in patients who develop severe constipation or other severe GI symptoms (see ADVERSE REACTIONS).

Cases of serious inflammatory disorders of the gastrointestinal tract (with complications including hemorrhage, perforation, ulceration, necrosis, colitis, and colonic/cecal mass) associated with the presence of sevelamer crystals have been reported (see Post-Market Adverse Drug Reactions). Inflammatory disorders may resolve upon RENAGEL discontinuation. Treatment discontinuation should be considered in patients who develop severe gastrointestinal symptoms (see CONTRAINDICATIONS and ADVERSE REACTIONS sections).

Special Populations

Pregnant Women: The safety of RENAGEL has not been established in pregnant women. In preclinical studies, there was no evidence that RENAGEL induced embryolethality, fetotoxicity or teratogenicity at the doses tested (up to 1 g/kg/day in rabbits; up to 4.5 g/kg/day in rats). RENAGEL should only be given to pregnant women if the benefits outweigh the risks.

Nursing Women: There have been no adequate, well-controlled studies in lactating, or nursing women; however, since sevelamer is not absorbed, excretion in breast milk is not expected.

Pediatrics: The safety and efficacy of RENAGEL has not been established in children below the age of 18 years. RENAGEL is not recommended for use in children below the age of 18 years.

The minimum age of patients treated with RENAGEL in clinical trials was 18 years old.

Geriatrics: No special considerations are needed for elderly patients.

Monitoring and Laboratory Tests

Serum phosphorus and serum calcium should be monitored every 1 to 3 weeks until the target phosphorus level is reached. The dose of RENAGEL should be adjusted based on serum phosphorus concentration and titrated to a target serum phosphorus of ≤ 1.8 mmol/L.

RENAGEL does not contain calcium or alkali supplementation; serum calcium, bicarbonate, and chloride levels should be monitored.

Monitor for reduced vitamins D, E, K and folic acid levels. In preclinical studies in rats and dogs, sevelamer hydrochloride, reduced vitamins D, E and K, and folic acid levels at doses 6-10 times the recommended human dose. In short-term clinical trials, there was no evidence of reduction of serum levels of vitamins. However, in a one-year clinical trial, 25-hydroxyvitamin D (normal range 10 to 55 ng/mL) fell from 39 ± 22 to 34 ± 22 ng/mL ($p < 0.01$) with sevelamer hydrochloride treatment. Most (approximately 75%) patients in sevelamer hydrochloride clinical trials received vitamin supplements which is typical of patients on dialysis.

ADVERSE REACTIONS

Clinical Trial Adverse Drug Reactions

Because clinical trials are conducted under very specific conditions the adverse reaction rates observed in the clinical trials may not reflect the rates observed in practice and should not be compared to the rates in the clinical trials of another drug. Adverse drug reaction information from clinical trials is useful for identifying drug-related adverse events and for approximating rates.

In a combined safety database comprised of 483 patients with ESRD undergoing hemodialysis, adverse events reported at an incidence $\geq 10\%$ are provided in Table 1 below. From this database, adverse events are also presented separately from a single long-term randomized clinical study for RENAGEL and calcium. The adverse events presented in the table below are not necessarily attributed to RENAGEL treatment. The incidence of these events was not dose related.

Table 1: Adverse Events in Patients with End-Stage Renal Disease undergoing Hemodialysis

System Organ Class Event	Total AEs reported	52 weeks Study of RENAGEL vs. calcium (calcium acetate and calcium carbonate)	
	RENAGEL N = 483 %	RENAGEL N = 99 %	calcium N = 101 %
Gastrointestinal Disorders			
Vomiting	24.4	22.2	21.8
Nausea	25.3	20.2	19.8
Diarrhea	21.1	19.2	22.8
Dyspepsia	15.7	16.2	6.9
Constipation	13.3	8.1	11.9
Infections and Infestations			
Nasopharyngitis	13.9	14.1	7.9
Bronchitis	5.4	11.1	12.9
Upper Respiratory Tract Infection	7.0	5.1	10.9
Musculoskeletal, Connective Tissue and Bone Disorders			
Pain in Limb	13.7	13.1	14.9
Arthralgia	11.4	12.1	17.8
Back Pain	6.0	4.0	17.8
Skin Disorders			
Pruritus	10.4	13.1	9.9
Respiratory, Thoracic and Mediastinal Disorders			
Dyspnea	15.7	10.1	16.8
Cough	11.6	7.1	12.9
Vascular Disorders			
Hypertension	9.3	10.1	5.9

Table 1: Adverse Events in Patients with End-Stage Renal Disease undergoing Hemodialysis

System Organ Class Event	Total AEs reported	52 weeks Study of RENAGEL vs. calcium (calcium acetate and calcium carbonate)	
	RENAGEL N = 483 %	RENAGEL N = 99 %	calcium N = 101 %
Nervous System Disorders Headache	18.4	9.1	15.8
General Disorders and Site Administration Disorders Dialysis Access Complication	4.3	6.1	10.9
Pyrexia	8.7	5.1	10.9

In one hundred and forty three patients with ESRD undergoing peritoneal dialysis (PD) with treatment duration of 12 weeks, adverse events reported at an incidence $\geq 10\%$ are provided in Table 2 below. The adverse events presented in the table below are not necessarily attributed to RENAGEL treatment. The incidence of these events was not dose related.

Table 2: Adverse Events in Patients with End-Stage Renal Disease Undergoing Peritoneal Dialysis

System Organ Class Event	RENAGEL (N=97) %	calcium (N=46) %
Gastrointestinal disorders		
Dyspepsia	17.5	8.7
Vomiting	11.3	4.3
Peritonitis	11.3	4.3

The most frequently occurring serious adverse event with RENAGEL use was peritonitis at 8.2%, compared to 4.3 % with calcium. Patients receiving dialysis are subject to certain risks for infection specific to the dialysis modality. Peritonitis is a known complication in patients receiving PD. Therefore, patients on PD should be closely monitored to ensure the reliable use of appropriate aseptic technique with the prompt recognition and management of any signs and symptoms associated with peritonitis.

Less common clinical trial adverse events

The following adverse events have been observed with RENAGEL use with an incidence of $< 10\%$, but greater than calcium and without attribution to causality, including: abdominal distension, constipation, diarrhea, nausea, chest pain, fatigue, pyrexia, catheter site infection, anorexia, headache, cough and pruritis.

Some patients experienced adverse events related to hypercalcemia in the calcium group but not in the RENAGEL group.

Post-Market Adverse Drug Reactions

During post-marketing experience with RENAGEL, the following have been reported: allergic reactions including angioedema, anaphylaxis (some fatal) and erythema, hypersensitivity vasculitis, pruritus, rash, abdominal pain and in uncommon cases, intestinal obstruction, ileus, subileus, and intestinal perforation. Cases of diverticulitis were also reported.

Cases of serious inflammatory disorders of the gastrointestinal tract (with complications including hemorrhage, perforation, ulceration, necrosis, colitis, and intestinal mass) associated with the presence of sevelamer crystals have been reported (see CONTRAINDICATIONS and WARNINGS and PRECAUTIONS).

Cases of gastrointestinal mucosal necrosis, gastrointestinal bleeding, and colitis associated with the presence of sevelamer crystals have been reported. However, the causality of the sevelamer crystals in initiating such disorders has not been demonstrated (see CONTRAINDICATIONS and WARNINGS AND PRECAUTIONS sections).

DRUG INTERACTIONS

Drug-Drug Interactions

RENAGEL (sevelamer hydrochloride) was studied in human drug-drug interaction studies with digoxin, warfarin, enalapril, metoprolol and iron. RENAGEL had no effect on the bioavailability of these medications. However, in a study of 15 healthy subjects, a co-administered single dose of 7 RENAGEL Capsules (approximately 2.8 g) decreased the bioavailability of ciprofloxacin by approximately 50%. Consequently, RENAGEL should not be taken simultaneously with ciprofloxacin.

During postmarketing experience, reduced concentrations of cyclosporin, mycophenolate mofetil and tacrolimus have been reported in transplant patients when co-administered with RENAGEL. The possibility of an interaction cannot be excluded and close monitoring of blood concentrations of cyclosporin, mycophenolate mofetil and tacrolimus or dosing these medicines apart from RENAGEL to prevent GI binding (at least one hour before or three hours after RENAGEL) should be considered during the use of any of these agents in combination with RENAGEL and after its withdrawal.

During post-marketing experience, very rare cases of increased thyroid stimulating hormone (TSH) levels have been reported in patients co-administered RENAGEL and levothyroxine. Closer monitoring of TSH levels is therefore recommended for patients receiving both medications.

During postmarketing experience, very rare cases of increased phosphate levels have been reported in patients taking proton pump inhibitors co-administered with sevelamer hydrochloride.

When administering any other medication where a reduction in the bioavailability of that medication would have a clinically significant effect on safety or efficacy, the physician should consider monitoring blood levels or dosing that medicine apart from RENAGEL (at least one hour before or three hours after RENAGEL). Patients taking anti-arrhythmic and anti-seizure medications were excluded from the clinical trials. Special precautions should be taken when prescribing RENAGEL to patients also taking these medications.

Drug-Food Interactions

There have been no adequate, well-controlled studies regarding the effect of a variety of foods on the intestinal phosphorus binding of RENAGEL. In all clinical studies patients were instructed to take sevelamer with meals.

Drug-Herb Interactions

There have been no adequate, well-controlled studies regarding drug-herb interactions.

Drug-Laboratory Interactions

There have been no adequate, well-controlled studies regarding drug-laboratory interactions.

Drug-Lifestyle Interactions

There have been no adequate, well-controlled studies regarding drug-lifestyle interactions.

DOSAGE AND ADMINISTRATION

Dosing Considerations

- The tablets should not be bitten, chewed or broken apart prior to dosing.
- RENAGEL (sevelamer hydrochloride) should be taken immediately prior to or with meals, since its action is to bind ingested phosphate (see ACTION AND CLINICAL PHARMACOLOGY, Mechanism of Action)
- When administering any other medication where a reduction in the bioavailability of that medication would have a clinically significant effect on safety or efficacy, the physician should consider monitoring blood levels or dosing that medicine apart from RENAGEL to prevent GI binding (at least one hour before or three hours after RENAGEL).

Recommended Dose and Dosage Adjustment

The recommended dosing to be used when initiating RENAGEL in patients not using another phosphate binder are outlined below:

Starting Dose	
Initial Serum Phosphorus	RENAGEL Tablets 800 mg
> 1.8 and < 2.4 mmol/L	3 tablets per day (2.4 grams)
≥ 2.4 mmol/L	6 tablets per day (4.8 grams)

When switching from calcium-based phosphate binders to RENAGEL, an equivalent starting dose on a mg/weight basis of RENAGEL should be prescribed.

Dosage adjustments, when necessary should be recommended every 1 to 3 weeks by increasing one tablet per meal (3 per day) until the target serum phosphorus levels are met.

The total daily dose should be divided according to meal portions during the day.

Average Maintenance Dose: Dosage should be adjusted based upon the target serum phosphorus levels. The dose may be increased or decreased by one tablet per meal at two week intervals as necessary. The average final dose in the chronic phase of a 52 week Phase 3 clinical trial designed to lower serum phosphorus to 1.6 mmol/L or less was approximately 7.1 grams, (approximately nine 800 mg tablets per day equivalent to three 800 mg tablets per meal). The maximum average daily RENAGEL dose studied was 13 grams.

Missed Dose

- If a dose is forgotten, it should be skipped. Double dosing is not advisable.

OVERDOSAGE

Since RENAGEL (sevelamer hydrochloride) is not absorbed, the risk of systemic toxicity is minimal. RENAGEL has been given to healthy volunteers at doses up to 14 grams per day for 8 days with no adverse effects. The maximum average daily dose of RENAGEL that has been given to hemodialysis patients is 13 grams.

ACTION AND CLINICAL PHARMACOLOGY

Patients with ESRD retain phosphorus and can develop hyperphosphatemia. High serum phosphorus can precipitate serum calcium resulting in ectopic calcification. When the product serum calcium and phosphorus concentrations (Ca x P) exceeds 4.4 mmol/L, there is an

increased risk that ectopic calcification will occur. Hyperphosphatemia plays a role in the development of secondary hyperparathyroidism in renal insufficiency. An increase in parathyroid hormone (PTH) levels is characteristic of patients with chronic renal failure. Increased levels of PTH can lead to osteitis fibrosa. A decrease in serum phosphorus may decrease serum PTH levels.

Mechanism of Action

RENAGEL (sevelamer hydrochloride) is a nonabsorbed polymer phosphate binder. When taken with meals RENAGEL inhibits intestinal absorption of ingested phosphate.

RENAGEL binds bile acids and therefore lowers low density lipoprotein (LDL) serum cholesterol. Since RENAGEL does not contain aluminum or other metals, it does not cause aluminum or other metal intoxication.

Pharmacokinetics

A mass balance study using ¹⁴C-sevelamer hydrochloride in 16 healthy male and female volunteers showed that sevelamer hydrochloride is not systemically absorbed. No absorption studies have been performed in patients with renal disease.

STORAGE AND STABILITY

Store at controlled room temperature 15°C to 30°C. Protect from moisture.

SPECIAL HANDLING INSTRUCTIONS

None.

DOSAGE FORMS, COMPOSITION AND PACKAGING

RENAGEL (sevelamer hydrochloride) tablets are film-coated compressed tablets containing 800 mg of sevelamer hydrochloride. RENAGEL contains the following excipients: colloidal silicon dioxide and stearic acid. The RENAGEL tablet coating contains hypromellose and diacetylated monoglyceride. The printing ink contains iron oxide black, propylene glycol, isopropyl alcohol and hypromellose (hydroxypropyl methylcellulose).

RENAGEL 800 mg Tablets are supplied as oval, film-coated tablets, imprinted with “RENAGEL 800,” on the crown, single side.

RENAGEL 800 mg Tablets are available in bottles of 180 tablets.

PART II: SCIENTIFIC INFORMATION

PHARMACEUTICAL INFORMATION

Drug Substance

Proper name: Sevelamer hydrochloride (USAN)

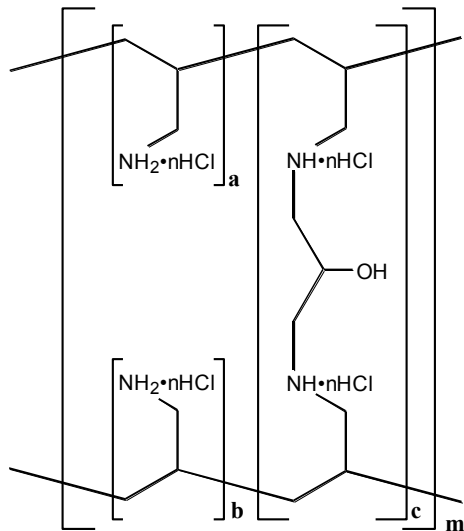
Chemical name:

1. poly(allylamine-*co*-*N,N'*-diallyl-1,3-diamino-2-hydroxypropane) hydrochloride (CAS)
2. Oxirane, (chloromethyl)-, polymer with 2-propen-1-amine, hydrochloride (CAS)
3. 2-Propen-1-amine, polymer with (chloromethyl) oxirane, hydrochloride (CAS)
4. Allylamine polymer with 1-chloro-2,3-epoxypropane, hydrochloride (IUPAC)

Molecular formula and molecular mass:

$(C_3H_7N \cdot nHCl)_{812z}(C_9H_{18}N_2O \cdot nHCl)_{94z}$ where $z =$ a large number. The equivalent molecular weight, which corresponds to 1.0 allylamine unit, 0.094 hydroxypropyl units and 0.40 HCl, is 77.1 grams/mole.

Structural formula:



Where: $a, b =$ number of primary amine groups $a + b = 9$; $c =$ number of crosslinking groups $c = 1$; $n =$ fraction of protonated amines $n = 0.4$; $m =$ large number to indicate extended polymer network.

Physicochemical properties:

Description: Sevelamer hydrochloride is a cross linked poly(allylamine hydrochloride) polymer. The cross linking agent is epichlorohydrin (1-chloro,2,3-epoxypropane). A portion of the amine is present as the hydrochloride salt; the finished polymer is 40% amine hydrochloride and 60% free amine.

Physical Form: White to off-white powder.

Melting Point: Indistinct melting point. Starts to decompose at >180°C.

Solubilities: Insoluble in all tested aqueous and organic solvents.

Crystallinity: Amorphous with no crystalline structure.

pH Values: A 1% slurry in 0.01 KCl results in a pH between 7.5-8.5.

Hygroscopicity: Sevelamer hydrochloride is hygroscopic.

CLINICAL TRIALS

Hemodialysis Patients

The effect of RENAGEL (sevelamer hydrochloride) was investigated in three Phase 2 studies with treatment duration ranging from 2-12 weeks and two Phase 3 studies with treatment duration of 8 weeks in patients (age 18-86 years) with end-stage renal disease (ESRD) on hemodialysis for 1-20 years. Four of the five studies were open-label dose-titration studies. A total of four hundred and eight patients on hemodialysis who were hyperphosphatemic (serum phosphorus >1.76 mmol/L) following a two-week phosphate binder washout period received RENAGEL. Patients were taken off their current calcium phosphate binder for 2 weeks (first washout period), followed by a treatment period with RENAGEL, and then a final 2 week washout period. Eighty patients also received calcium in a cross-over fashion while thirty-six received RENAGEL in combination with calcium, two received only calcium in the crossover study, and 12 received placebo.

In Study 203, RENAGEL was compared to RENAGEL + evening calcium carbonate and in Study 301, RENAGEL effect was compared to calcium acetate. The results of all studies consistently show the phosphate binding effect of RENAGEL resulting in lowering of serum phosphorus levels. There were statistically significant changes in serum phosphorus ($p < 0.001$) from baseline for RENAGEL (ranging from -0.23 mmol/L to - 0.81 mmol/L). The starting doses varied from 1320 to 2640 mg per day and the average daily dose at the end treatment varied between 4200 and 6400 mg (anhydrous).

Active-Control, Cross-Over Study in Hemodialysis Patients

Eighty-four chronic kidney disease (CKD) patients on hemodialysis who were hyperphosphatemic (serum phosphorus > 1.9 mmol/L) following a two-week phosphate binder washout period received sevelamer and active-control for eight weeks each in random order. Treatment periods were separated by a two-week phosphate binder washout period. Patients started on treatment three times per day with meals. Over each eight-week treatment period, at three separate time points the dose of sevelamer could be titrated up 1 capsule or tablet per meal (3 per day) to control serum phosphorus, the dose of active-control could also be altered to attain phosphate control. Both treatments significantly decreased mean serum phosphorus by about 0.6 mmol/L (Table 4).

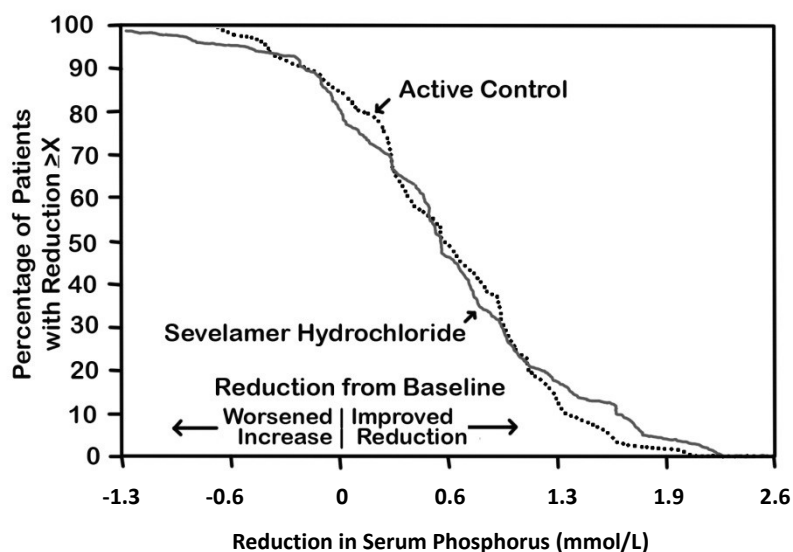
Table 4 Mean Serum Phosphorus (mmol/L) at Baseline and Endpoint

	Sevelamer Hydrochloride (N=81)	Active Control (N=83)
Baseline at End of Washout	2.7	2.6
Endpoint	2.1	1.9
Change from Baseline at Endpoint (95% Confidence Interval)	-0.6* (-0.8, -0.5)	-0.7* (-0.8, -0.5)

*p<0.0001, within treatment group comparison

The distribution of responses is shown in Figure 1. The distributions are similar for sevelamer hydrochloride and active control. The median response is a reduction of about 0.6 mmol/L in both groups. About 50% of subjects have reductions between 0.3 and 1.0 mmol/L.

Figure 1. Percentage of patients (Y-axis) attaining a phosphorus reduction from baseline (mmol/L) at least as great as the value of the X-axis.



Average daily sevelamer hydrochloride dose at the end of treatment was 4.9 g (range of 0.0 to 12.6 g).

Active-Control, Parallel Study in Hemodialysis Patients

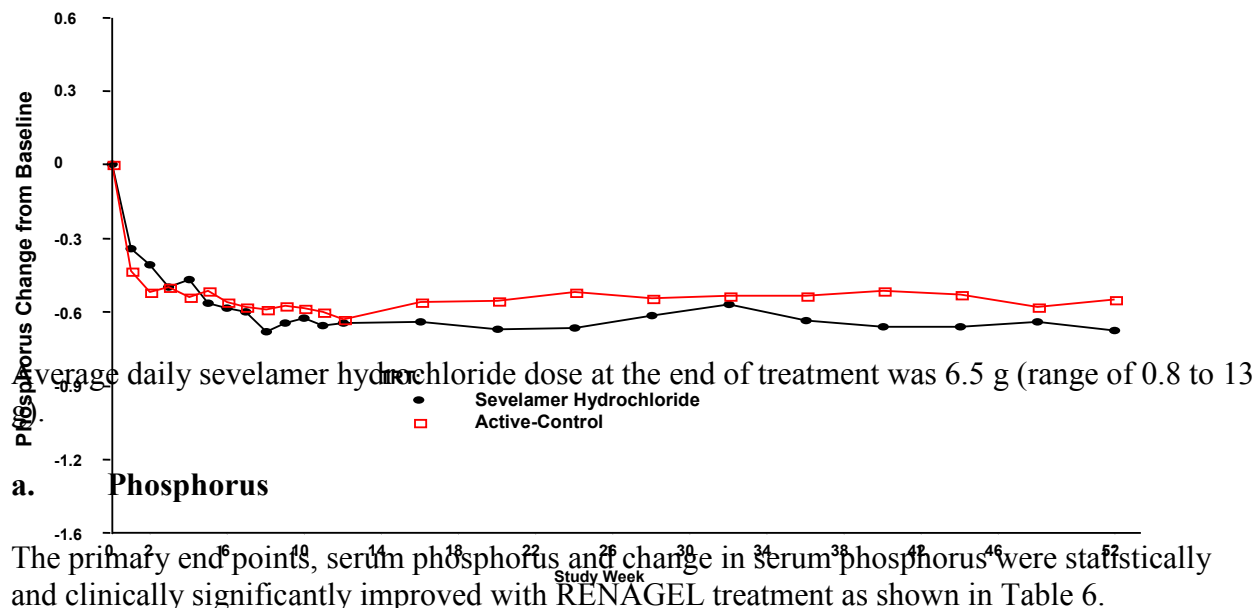
Two hundred CKD patients on hemodialysis who were hyperphosphatemic (serum phosphorus >1.8 mmol/L) following a two-week phosphate binder washout period were randomized to receive sevelamer hydrochloride 800 mg tablets (N=99) or an active-control (N=101). The two treatments produced similar decreases in serum phosphorus. At week 52, using last-observation-carried-forward, sevelamer hydrochloride and active-control both significantly decreased mean serum phosphorus (**Table 5**).

Table 5. Mean Serum Phosphorus (mmol/L) and Calcium Phosphorus Product (mmol²/L²) at Baseline and Change from Baseline to End of Treatment

	Sevelamer HCl (N=94)	Active- Control (N=98)
Phosphorus Baseline	2.4	2.4
Change from Baseline at Endpoint	-0.7	-0.6
Ca x Phosphorus Ion Product Baseline	5.7	5.5
Change from Baseline at Endpoint	-1.6	-1.1

Sixty-one percent of sevelamer hydrochloride patients and 73% of the control patients completed the full 52 weeks of treatment. **Figure 2**, a plot of the phosphorus change from baseline for the completers, illustrates the durability of response for patients who are able to remain on treatment.

Figure 2. Mean Phosphorus (mmol/L) Change from Baseline for Patients who Completed 52 Weeks of Treatment



a. Phosphorus

Table 6: Mean Serum Phosphorus Concentrations (mmol/L) at the End of the Study Periods

	-201		-202	-203		-301		-302
	Placebo (n=12)	Renagel (n=24)	RENAGEL (n=48)	RENAGEL (n=36)	RENAGEL with calcium (n=36)	RENAGEL (n=80)	Calcium acetate (n=80)	RENAGEL (n=168)
Baseline at End of Washout	2.16	2.00	2.62	2.87	2.62	2.71	2.58	2.94
Endpoint	2.26	1.78	2.20	2.07	1.87	2.10	1.91	2.13
Change from Baseline at Endpoint	0.10	-0.23	-0.45	-0.77	-0.74	-0.65	-0.68	-0.81

RENAGEL has been shown to be as effective as calcium carbonate and calcium acetate phosphate binders. The phosphate lowering effect was maintained in (compliant) patients over 44 weeks of treatment.

b. Calcium

RENAGEL did not affect serum calcium levels as shown in Table 7.

Table 7: Mean Serum Calcium Concentrations (mmol/L) at Baseline and Endpoint

	-201		-202	-203		-301		-302
	Placebo (n=12)	RENAGEL (n=24)	RENAGEL (n=48)	RENAGEL (n=36)	RENAGEL with calcium (n=36)	RENAGEL (n=80)	Calcium acetate (n=80)	RENAGEL (n=168)
Baseline at End of Washout	2.40	2.33	2.33	2.35	2.35	2.25	2.27	2.27
Endpoint	2.35	2.33	2.30	2.35	2.42	2.30	2.45	2.35
Change from Baseline at Endpoint	-0.05	0	-0.03	0	0.07	0.5	0.15	0.07

Withdrawal from calcium phosphate binder and subsequent treatment of the same patients with RENAGEL has lowered the incidence of hypercalcemic events (serum Ca > 2.75 mmol/L) from 22% to 5%.

c. Calcium x Phosphorus Product

With RENAGEL treatment, mean calcium x phosphorus product declined to levels below prewashout levels. With cessation of RENAGEL treatment, calcium x phosphorus product again rose as shown in Table 8.

Table 8: Mean Calcium Phosphorus Product (mmol²/L²) at Baseline and Change from Baseline to End of Treatment

	-203		-301		-302
	RENAGEL (n=34)	RENAGEL with calcium (n=33)	RENAGEL (n=79)	Calcium acetate (n=80)	RENAGEL (n=165)
Baseline at End of Washout	6.66	6.09	6.16	5.84	6.63
Endpoint	4.85	4.51	4.84	4.62	4.83
Change from Baseline at Endpoint	-1.81	-1.59	-1.33	-1.28	-1.70

d. Intact Parathyroid Hormone (iPTH)

During the first washout period, levels of serum phosphorus rose and serum calcium declined as patients were taken off their treatment with calcium based phosphate binders. High serum phosphorus and low serum calcium are stimuli for secretion of iPTH. With RENAGEL treatment, serum iPTH again declined as shown in Table 9.

Table 9: Median Serum Intact Parathyroid Hormone (pmol/L) at the End of the Study Periods

	-202	-203		-301		-302
	RENAGEL (n=48)	RENAGEL (n=34)	RENAGEL with calcium (n=36)	RENAGEL (n=75)	Calcium acetate (n=75)	RENAGEL (n=168)
Baseline at End of Washout	43.45	31.02	23.87	33.55	35.31	34.76
Endpoint	31.90	21.34	19.25	28.82	20.24	24.64
Change from Baseline at Endpoint	ND	-2.5	-9.90	-3.52	-8.69	-9.90

ND= Not done

e. Lipid Lowering Effect of RENAGEL

Low-density lipoprotein cholesterol (LDL-C) fell with RENAGEL treatment but did not change with placebo or calcium acetate. LDL-C percentage change ranged from -15% to -31%. The changes in LDL-C are summarized in Table 10. Triglyceride and high-density lipoprotein cholesterol (HDL-C) did not change significantly. The studies carried out were not designed to study effects on lipids. In addition, it has never been demonstrated that lowering total and LDL-C lead to clinical benefits in patients with ESRD, regardless if the patients were hypercholesterolemic or dyslipidemic.

Table 10: Mean LDL (mmol/L) at Baseline and Endpoint

	-201		-202	-203		-301		-302
	Placebo (n=11)	RENAGEL (n=21)	RENAGEL (n=48)	RENAGEL (n=34)	RENAGEL with calcium (n=36)	RENAGEL (n=70)	Calcium acetate (n=70)	RENAGEL (n=168)
Baseline at End of Washout	2.28	2.23	2.54	2.82	2.85	2.67	2.72	2.64
Endpoint	2.62	1.76	1.89	1.97	2.10	1.99	2.62	1.97
Change from Baseline at Endpoint	0.18	-0.47	-0.62	-0.91	-0.73	-0.65	-0.10	-0.67

Peritoneal Dialysis Patients

One hundred and forty three patients on peritoneal dialysis who were hyperphosphatemic (serum phosphorus >1.76 mmol/L) following a two-week phosphate binder washout period were randomized in a single study to receive RENAGEL 800 mg tablets (N=97) or calcium acetate (N=46). There were statistically significant changes in serum phosphorus ($p < 0.001$) from baseline for both the RENAGEL (-0.52 mmol/L from 2.40 mmol/L) and calcium acetate (-0.58 mmol/L from 2.34 mmol/L). The magnitude of the reduction in serum phosphate over time was similar to that seen in the hemodialysis population.

Average daily consumption at the end of treatment was 5.9 g for RENAGEL (range 0.8 to 14.3 g) and 4.3 g for calcium acetate (range 1.7 to 9.0 g). During calcium acetate treatment, 18% of patients had a serum calcium corrected for albumin ≥ 0.11 g/L at the end of the study versus 2% for RENAGEL ($p=0.001$).

Reductions in total and LDL-C were seen with RENAGEL, but not with calcium, in a manner consistent with that of hemodialysis patients.

Long-Term Clinical Trials in Hemodialysis Patients

Hemodialysis patients were treated in two long-term studies, one an open-label extended study of 44 weeks and the other a randomized open-label comparison with calcium-based phosphate binders in 200 patients. ESRD patients on hemodialysis who were hyperphosphatemic (serum phosphorus > 1.8 mmol/L) following a two-week phosphate binder washout period were randomized to receive RENAGEL 800 mg tablets (N=99) or calcium, either calcium acetate (N=54) or calcium carbonate (N=47). The daily doses administered were adjusted according to serum levels of phosphorus and calcium. Calcium acetate and calcium carbonate produced comparable decreases in serum phosphorus. At week 52, both RENAGEL and calcium significantly decreased mean serum phosphorus by over 0.65 mmol/L.

In the 44-week, open label extended study, there were no significant change in the levels of lipid soluble vitamins A, D, E (but not that of folic acid).

DETAILED PHARMACOLOGY

Several *in vitro* assays and animal models were employed to evaluate the activity and efficacy of sevelamer. Administration of sevelamer to normal rats produced 90 and 77% increases in fecal excretion of phosphorus in the two experiments. Calcium carbonate produced a 23% increase in fecal phosphorus excretion compared to a 77% increase produced by sevelamer. Decreased urinary phosphorus, indicating decreased absorption of phosphorus was observed in a dose-dependant manner with sevelamer administration. Animals administered a 0.5% dietary mixture had a 57% decrease in total urinary phosphorus, while animals administered 1, 3 and 9% had 66, 88 and 96% decreases in total urinary phosphorus, respectively. The results from these efficacy studies demonstrate that sevelamer is capable of binding dietary phosphorus in normal animals, preventing gastrointestinal absorption of phosphorus.

TOXICOLOGY

Carcinogenesis

Overall, carcinogenicity studies in rats and mice provide no evidence for potential carcinogenesis of sevelamer. In mice, histological exams indicated an increase of lymphoma in the high dose females (50,000 ppm dietary level, 80 to 100 times the projected human dose) when compared to one control group, but not the other control group. The toxicological significance was considered

equivocal. In male rats, treatment at the high dose of 3 g/kg/day (40 times the maximum projected human dose) was associated with proliferative findings in the transitional epithelium of the urinary tract. Urinary bladder transitional papilloma and carcinoma were also observed in the high dose males. These changes, together with inflammatory cell infiltrations, mineral deposition and hemorrhage, are judged to represent a reactive irritant inflammatory and hyperplastic response to the abnormal crystalline deposits evident in the urine as well as the systemic mineral imbalance occurring in these animals and not a carcinogenic effect of sevelamer hydrochloride.

Mutagenesis

A series of genotoxicity studies were performed to assess sevelamer's mutagenic potential. In the *Salmonella typhimurium* reverse mutation assay, sevelamer produced the same mean number of revertants as the negative control in all strains tested with and without metabolic activation. Sevelamer is considered to be non-mutagenic. In the *in vitro* mammalian cytogenetics test, sevelamer, at 5 mg/mL, was concluded to be weakly positive for the induction of structural chromosome aberrations and negative for the induction of numerical chromosome aberrations. The weakly positive effects of sevelamer are thought to be due to sevelamer's ability to absorb the culture medium and not the direct action of the test article. Sevelamer was tested in the *in vivo* mouse micronucleus assay to confirm these results. Since sevelamer is non-absorbed, it was injected intraperitoneally to maximize its potential effects. Sevelamer was administered at doses up to 5 g/kg/day for 2 consecutive days. Under the conditions of this study, sevelamer was concluded to be nonclastogenic.

Impairment of Fertility

Developmental and reproductive toxicity studies have been performed with sevelamer to assess teratogenic potential and effects on fertility. In the segment I study, sevelamer had no adverse effect upon male and female fertility or on early embryonic development at the highest dose tested (4.5 g/kg/day). In the segment III pre- and post-natal study, there was no evidence of maternal toxicity at any dose level. There was no effect on reproductive performance during gestation, parturition or lactation and no effect on the survival, physical development, behavior and reproductive performance of the F₁ generation or on the survival and development of the F₂ generation pups at doses tested (≤ 1.0 g/kg/day). In conclusion, no reproductive toxicity has been observed with sevelamer.

Toxicology

To assess nonclinical toxicity, sevelamer was administered orally to Sprague-Dawley rats acutely and for 1, 3, and 6 months at doses up to 10 g/kg/day, and to beagle dogs acutely and for 1, 3, and 12 months at doses up to 2 g/kg/day. In general, sevelamer caused minimal toxicity. In rats, sevelamer produced a dose-dependent decrease in fat-soluble vitamin E and decreased levels of fat-soluble vitamin D and vitamin K (measured by coagulation time) at high doses only. Potentially clinically relevant findings (anemia, focal hemorrhages, and abnormal bone growth) due to these decreased serum fat-soluble vitamin levels have only been observed in high-dose (4.5 to 10 g/kg/day) male rats. These doses are 60 to 140 times the maximum projected human dose of 75 mg/kg/day. In one study, sevelamer produced an increased incidence of submucosal

edema of the stomach in female rats; the etiology of this finding is unclear. In dogs, sevelamer produced minimal signs of toxicity. Decreased red blood cell indices and decreased levels of vitamins D and E were observed in animals administered 2 g/kg/day. No overt signs of clinical toxicity and no drug-associated histopathological findings were observed at doses up to 2 g/kg/day.

In the segment II studies in rats and rabbits, there was no evidence that sevelamer directly induced embryolethality, fetotoxicity, or teratogenicity at the highest doses tested (1.0 g/kg/day in rabbits and 4.5 g/kg/day in rats). In rats, at doses of 1.5 and 4.5 g/kg/day (approximately 15 and 45 times the recommended human dose based on mg/kg), sevelamer caused reduced or irregular ossification of fetal bones, probably due to a reduced absorption of fat-soluble vitamin D. In rabbits, sevelamer slightly increased prenatal mortality due to an increased incidence of early resorptions at a dose of 1 g/kg/day (approximately 10 times the recommended human dose based on mg/kg). This was attributed to the increased requirements for vitamins and other nutrients in pregnancy.

There are no reported overdoses of sevelamer in patients. Since RENAGEL (sevelamer hydrochloride) is not absorbed, the risk of systemic toxicity is low.

REFERENCES

1. Bleyer AJ, Burke SK, Dillon M, Garrett B, Kant KS, Lynch D, *et al.* A Comparison of the Calcium-Free Phosphate Binder Sevelamer Hydrochloride With Calcium Acetate in the Treatment of Hyperphosphatemia in Hemodialysis Patients. *Am J Kidney Dis* 1999;33:694-701.
2. Burke SK, Amin NS, Incerti C, Plone MA, Lee JW. Sevelamer hydrochloride (Renagel), a phosphate-binding polymer, does not alter the pharmacokinetics of two commonly used antihypertensives in healthy volunteers. *J Clin Pharmacol* 2001;41:199-205.
3. Burke SK, Slatopolsky EA, Goldberg DI. Renagel[®], a novel calcium- and aluminum-free phosphate binder, inhibits phosphate absorption in normal volunteers. *Nephrol Dial Transplant* 1997;12:1640-4.
4. Chertow GM, Burke SK, Dillon MA, Slatopolsky E. Long-term effects of sevelamer hydrochloride on the calcium x phosphate product and lipid profile of haemodialysis patients. *Nephrol Dial Transplant* 1999;14:2907-2914.
5. Chertow GM, Dillon M, Burke SK, *et al.* A randomized trial of sevelamer hydrochloride (RenaGel) with and without supplemental calcium. Strategies for the control of hyperphosphatemia and hyperparathyroidism in hemodialysis patients. *Clin Nephrol* 1999;51:18-26.
6. Goldberg DI, Dillon MA, Slatopolsky EA, *et al.* Effect of RenaGel, a non-absorbed, calcium-and-aluminum-free phosphate binder, on serum phosphorus, calcium, and intact parathyroid hormone in end-stage renal disease patients. *Nephrol Dial Transplant* 1998;13:2303-10.
7. Kays MB, Overholser BR, Mueller BA, Moe SM, Sowinski KM. Effects of sevelamer hydrochloride and calcium acetate on the oral bioavailability of ciprofloxacin. *Am J Kidney Diseases* 2003;42:1253-1259.
8. Plone M, Peterson J, Rosenbaum D, Burke S. Sevelamer, a phosphate-binding polymer, is a non-absorbed compound. *Clin Pharmacokinetic* 2002;41:517-23.
9. Pruchnicki Maria C, Coyle James D, Hoshaw-Woodard S, Bay William H. Effect of phosphate binders on supplemental iron absorption in healthy subjects. *J Clin Pharmacol* 2002;42:1171-6.
10. Rosenbaum DP, Holmes-Farley SR, Mandeville WH, Pitruzzello M, Goldberg DI. Effect of Renagel[®], a non-absorbable, cross-linked, polymeric phosphate binder, on urinary phosphorus excretion in rats. *Nephrol Dial Transplant* 1997;12:961-4
11. Slatopolsky E, Burke S, Dillon M. RenaGel[®], a nonabsorbed calcium-and-aluminum-free phosphate binder, lowers serum phosphorus and parathyroid hormone. *Kidney Int* 1999;55:299-307.

PART III: CONSUMER INFORMATION**PrRENAGEL®****Sevelamer hydrochloride tablets**

This leaflet is part III of a three-part “Product Monograph” published when RENAGEL was approved for sale in Canada and is designed specifically for Consumers. This leaflet is a summary and will not tell you everything about RENAGEL. Contact your doctor or pharmacist if you have any questions about the drug.

ABOUT THIS MEDICATION**What the medication is used for:**

- the control of high phosphorus levels in patients with end-stage renal disease undergoing dialysis (whether hemodialysis or peritoneal dialysis).

What it does:

RENAGEL is a phosphate binder that is not absorbed in your body. When taken with meals RENAGEL inhibits intestinal absorption of ingested phosphate from food.

When it should not be used:

- in patients with low blood phosphorus levels
- in patients with bowel obstruction/blockage, or with known active damage to the lining of the digestive tract such as necrosis (death of tissue), perforation (hole), ulcers (sores) or bleeding.
- in patients allergic to sevelamer hydrochloride or one of the other ingredients in the product (See What the nonmedicinal ingredients are).

What the medicinal ingredient is:

Sevelamer hydrochloride

What the nonmedicinal ingredients are:

colloidal silicon dioxide; diacetylated monoglyceride; hypromellose; iron oxide black; isopropyl alcohol; propylene glycol; and stearic acid.

What dosage forms it comes in:

800 mg tablets

WARNINGS AND PRECAUTIONS**SERIOUS WARNING AND PRECAUTION**

RENAGEL may cause serious side effects that may require hospitalization and surgery. Tell your doctor or go to the hospital right away if you have difficulty swallowing, bowel obstruction, or bowel perforation.

RENAGEL tablets should be swallowed whole and should not be crushed, chewed, dissolved or broken into pieces.

BEFORE you use RENAGEL talk to your doctor or pharmacist if you:

- have difficulty swallowing (swallowing disorders or problems with your esophagus)
- have an intestinal disorder such as, conditions that slow down the passage of food through the intestine and lead to blockage.
- have had surgery on your intestines.
- have severe or worsening constipation
- have low phosphorus levels in your blood.
- have low calcium levels in your blood.
- are pregnant, plan to become pregnant or are nursing
- have any allergies to this drug or its ingredients or components of the container

INTERACTIONS WITH THIS MEDICATION

RENAGEL may affect the way other medicines work. Please tell your doctor or pharmacist what medicine you have recently taken, are taking or intend to take including those available without prescription and herbal remedies. These medicines may need to be taken one hour before or three hours after RENAGEL. Remember, RENAGEL must always be taken with food.

If you see another doctor or a dentist while you are using RENAGEL, you should tell them that you are using RENAGEL

Drugs that may interact with RENAGEL include: ciprofloxacin and levothyroxine. Your doctor may order blood tests to more closely monitor the thyroid hormones in your blood if you are taking levothyroxine and RENAGEL.

RENAGEL may also interact with drugs that are used to prevent the rejection of a transplanted organ, such as cyclosporin, mycophenolate and tacrolimus.

RENAGEL may interact with drugs that are used to treat stomach ulcer known as proton pump inhibitors (e.g. pantoprazole, omeprazole).

PROPER USE OF THIS MEDICATION

RENAGEL tablets should be swallowed whole and should not be crushed, chewed, dissolved or broken into pieces.

Usual starting dose:

Dosage is individualized. Your doctor will determine your dosage.

RENAGEL should be taken immediately prior to or with meals.

The total daily dose should be divided according to meal portions during the day.

Average Maintenance Dose: Approximately nine 800 mg tablets per day (equivalent to three 800 mg tablets per meal). Always follow your physician’s dosage instructions.

Overdose:

In case of an overdose, contact your doctor or poison control center immediately

Missed Dose:

If a dose is forgotten, it should be skipped. Double dosing is not advisable.

SIDE EFFECTS AND WHAT TO DO ABOUT THEM

Although RENAGEL is generally well tolerated, some patients may experience side effects, including: nausea, vomiting, diarrhea, indigestion, constipation, rash and itch.

Contact your doctor if you experience severe abdominal pain, stomach or intestine problems, or blood in the stool. These symptoms can be due to serious inflammatory bowel disease caused by crystal deposits in your bowel. Your doctor will decide whether or not you should continue treatment with RENAGEL.

SERIOUS SIDE EFFECTS, HOW OFTEN THEY HAPPEN AND WHAT TO DO ABOUT THEM

Symptom / effect		Talk with your doctor or pharmacist		Stop taking drug and call your doctor or pharmacist
		Only if severe	In all cases	
Common	Abdominal pain		✓	
Uncommon	Dysphagia: Difficulty swallowing problems with your esophagus.	✓		

SERIOUS SIDE EFFECTS, HOW OFTEN THEY HAPPEN AND WHAT TO DO ABOUT THEM

Symptom / effect		Talk with your doctor or pharmacist		Stop taking drug and call your doctor or pharmacist
		Only if severe	In all cases	
	Bowel Obstruction (ileus), Intestinal Blockage, or hole in the intestine,: sudden abdominal pain, inflammation and ulcers, abdominal discomfort, cramping and gas pains, diarrhea or difficulty passing stools, bleeding (blood in stools), nausea/vomiting especially after meals, excessive burping, loss of appetite; later symptoms include fever and chills			✓
Unknown	Diverticulitis: left lower quadrant pain, fever, nausea, diarrhea, or constipation		✓	
	Allergic reactions: rash, swelling of the face or mouth, difficulty breathing.			✓
	Inflammation of the bowel: Severe abdominal pain, stomach or intestine problems, blood in the stool.		✓	

This is not a complete list of side effects. For any unexpected effects while taking RENAGEL, contact your doctor or pharmacist.

HOW TO STORE IT

Store at controlled room temperature 15°C to 30°C. Protect from moisture.

Keep out of reach and sight of children.

Reporting Side Effects

You can report any suspected side effects associated with the use of health products to

Health Canada by:

Visiting the Web page on Adverse Reaction Reporting (<https://www.canada.ca/en/health-canada/services/drugs-health-products/medeffect-canada/adverse-reaction-reporting.html>)

- for information on how to report online, by mail or by fax; or
- Calling toll-free at 1-866-234-2345.

NOTE: Contact your health professional if you need information about how to manage your side effects. The Canada Vigilance Program does not provide medical advice.

MORE INFORMATION

Find the full product monograph that is prepared for healthcare professionals and includes this Patient Medication Information by visiting the Health Canada website (<http://hc-sc.gc.ca/index-eng.php>); the manufacturer's website www.sanofi.ca, or by calling 1-800-265-7927.

This leaflet was prepared by sanofi-aventis Canada Inc.

Last revised: October 29, 2020