

PRODUCT MONOGRAPH

Pr JAMP Levofloxacin

Levofloxacin Tablets, USP

250 mg, 500 mg and 750 mg Levofloxacin
as Levofloxacin Hemihydrate

Antibacterial Agent

JAMP Pharma Corporation
1310, rue Nobel
Boucherville, Québec
J4B 5H3

Date of Approval: November 23, 2020

Submission Control No: 232133

Table of Contents

PART I: HEALTH PROFESSIONAL INFORMATION	3
SUMMARY PRODUCT INFORMATION	3
INDICATIONS AND CLINICAL USE	3
CONTRAINDICATIONS	5
WARNINGS AND PRECAUTIONS	5
ADVERSE REACTIONS.....	12
DRUG INTERACTIONS	16
DOSAGE AND ADMINISTRATION.....	18
OVERDOSAGE.....	20
ACTION AND CLINICAL PHARMACOLOGY.....	21
STORAGE AND STABILITY	25
DOSAGE FORMS, COMPOSITION AND PACKAGING	25
PART II: SCIENTIFIC INFORMATION.....	27
PHARMACEUTICAL INFORMATION	27
CLINICAL TRIALS.....	28
DETAILED PHARMACOLOGY.....	41
MICROBIOLOGY	47
TOXICOLOGY	51
REFERENCES.....	57
PATIENT MEDICATION INFORMATION	60

Pr JAMP Levofloxacin
Levofloxacin Tablets, USP
250 mg, 500 mg and 750 mg
as levofloxacin hemihydrate

Antibacterial Agent

PART I: HEALTH PROFESSIONAL INFORMATION

SUMMARY PRODUCT INFORMATION

Route of Administration	Dosage Form/	All Nonmedicinal Ingredients
Oral	Tablet/ 250 mg, 500 mg and 750 mg	microcrystalline cellulose, crospovidone, hypromellose, magnesium stearate, ferric oxide yellow (500 mg strengths only), ferric oxide red (250 mg and 500 mg strengths only), polysorbate 80, polyethylene glycol and titanium dioxide.

INDICATIONS AND CLINICAL USE

JAMP Levofloxacin (levofloxacin tablets) is indicated for the treatment of adults with bacterial infections caused by susceptible strains of the designated microorganisms in the infections listed below.

Upper Respiratory Tract

Acute sinusitis (mild to moderate) due to *Streptococcus pneumoniae*, *Haemophilus influenzae*, or *Moraxella (Branhamella) catarrhalis*.

“Restrict the use of JAMP Levofloxacin to settings where no other treatment options exist, and the clinical presentation meets the diagnostic criteria for acute bacterial sinusitis¹.”

Lower Respiratory Tract

Acute bacterial exacerbations of chronic bronchitis (mild to moderate) due to *Staphylococcus aureus*, *Streptococcus pneumoniae*, *Haemophilus influenzae*, *Haemophilus parainfluenzae*, or *Moraxella (Branhamella) catarrhalis*.

Community-acquired pneumonia (mild, moderate and severe infections) due to *Staphylococcus aureus*, *Streptococcus pneumoniae* (including penicillin-resistant strains), *Haemophilus influenzae*, *Haemophilus parainfluenzae*, *Klebsiella pneumoniae*, *Moraxella (Branhamella) catarrhalis*, *Chlamydia pneumoniae*, *Legionella pneumophila*, or *Mycoplasma pneumoniae* (see

¹ Canadian clinical practice guidelines for acute and chronic rhinosinusitis. Desrosiers et al. Allergy, Asthma and Clinical Immunology, 2011, 7:2

DOSAGE AND ADMINISTRATION, and CLINICAL TRIALS).

Nosocomial pneumonia due to methicillin-susceptible *Staphylococcus aureus*, *Pseudomonas aeruginosa*, *Serratia marcescens*, *Escherichia coli*, *Klebsiella pneumoniae*, *Haemophilus influenzae* or *Streptococcus pneumoniae*. Adjunctive therapy should be used as clinically indicated. Where *Pseudomonas aeruginosa* is a documented or presumptive pathogen, combination therapy with an anti-pseudomonal β -lactam is recommended.

JAMP Levofloxacin is not indicated for acute bronchitis.

JAMP Levofloxacin should not be prescribed to patients with acute bacterial exacerbations of simple/uncomplicated chronic obstructive pulmonary disease (ie. patients who have chronic obstructive pulmonary disease without underlying risk factors)²

Skin and Skin Structure

Uncomplicated skin and skin structure infections (mild to moderate) due to *Staphylococcus aureus* or *Streptococcus pyogenes*.

Complicated skin and skin structure infections (mild to moderate), excluding burns, due to *Enterococcus faecalis*, methicillin-sensitive *Staphylococcus aureus*, *Streptococcus pyogenes*, *Proteus mirabilis*, or *Streptococcus agalactiae*.

Urinary Tract

Complicated urinary tract infections (mild to moderate) due to *Enterococcus* (*Streptococcus*) *faecalis*, *Enterobacter cloacae*, *Escherichia coli*, *Klebsiella pneumoniae*, *Proteus mirabilis*, or *Pseudomonas aeruginosa* (see DOSAGE AND ADMINISTRATION and CLINICAL TRIALS).

Uncomplicated urinary tract infections (mild to moderate) due to *Escherichia coli*, *Klebsiella pneumoniae* or *Staphylococcus saprophyticus*.

Acute pyelonephritis (mild to moderate) caused by *Escherichia coli* (see DOSAGE AND ADMINISTRATION and CLINICAL TRIALS).

Chronic bacterial prostatitis due to *Escherichia coli*, *Enterococcus faecalis* or *Staphylococcus epidermidis*.

Appropriate culture and susceptibility tests should be performed before treatment in order to isolate and identify the organisms causing the infection, and to determine their susceptibility to levofloxacin. Therapy with JAMP Levofloxacin may be initiated before the results of these tests are known; once results become available, appropriate therapy should be continued.

In cases of uncomplicated acute bacterial cystitis, limit the use of JAMP Levofloxacin to circumstances where no other treatment options are available. A urine culture should be obtained prior to treatment to ensure levofloxacin susceptibility.

² Canadian Thoracic Society recommendations for management of chronic obstructive pulmonary disease – 2008 update – highlights for primary care. O'Donnell et al. Can Respir J 2008; 15 (Suppl A): 1A-8A.

As with other drugs in this class, some strains of *Pseudomonas aeruginosa* may develop resistance fairly rapidly during treatment with JAMP Levofloxacin. Culture and susceptibility testing performed periodically during therapy, will reveal not only the therapeutic effect of the antimicrobial agent, but also the possible emergence of bacterial resistance.

To reduce the development of drug-resistant bacteria and maintain the effectiveness of JAMP Levofloxacin and other antibacterial drugs, JAMP Levofloxacin should be used only to treat infections that are proven or strongly suspected to be caused by susceptible bacteria. When culture and susceptibility information are available, they should be considered in selecting or modifying antibacterial therapy. In the absence of such data, local epidemiology and susceptibility patterns may contribute to the empiric selection of therapy.

Geriatrics (≥65 years of age):

Drug absorption appears to be unaffected by age. Dose adjustment based on age alone is not necessary (see WARNINGS AND PRECAUTIONS, Special Populations and ACTION AND CLINICAL PHARMACOLOGY, Special Populations and Conditions).

Pediatric Use (<18 years of age):

Safety and effectiveness in children under 18 years of age have not been established (see WARNINGS AND PRECAUTIONS, Special Populations).

CONTRAINDICATIONS

JAMP Levofloxacin is contraindicated in persons with a history of hypersensitivity to levofloxacin, quinolone antimicrobial agents, or to any components of this product. For a complete listing, see the DOSAGE FORMS, COMPOSITION AND PACKAGING section of the Product Monograph.

JAMP Levofloxacin is also contraindicated in persons with a history of tendinitis or tendon rupture associated with the use of any member of the quinolone group of antimicrobial agents.

WARNINGS AND PRECAUTIONS

Serious Warnings and Precautions

- Levofloxacin has been shown to prolong the QT interval of the electrocardiogram in some patients (see WARNINGS AND PRECAUTIONS, Cardiovascular).
- Serious hypersensitivity and/or anaphylactic reactions have been reported in patients receiving quinolone therapy, including levofloxacin (see WARNINGS AND PRECAUTIONS, Immune).
- Seizures may occur with quinolone therapy. JAMP Levofloxacin should be used with caution in patients with known or suspected CNS disorders which may predispose to seizures or lower the seizure threshold (see WARNINGS AND PRECAUTIONS, Neurologic).

- Fluoroquinolones, including JAMP Levofloxacin, may exacerbate muscle weakness in persons with myasthenia gravis. Avoid JAMP Levofloxacin in patients with a known history of myasthenia gravis (see WARNINGS AND PRECAUTIONS, Musculoskeletal).
- Fluoroquinolones, including levofloxacin, have been associated with disabling and potentially persistent adverse reactions which to date include, but are not limited to: tendonitis, tendon rupture, peripheral neuropathy and neuropsychiatric effects.

General

The administration of levofloxacin increased the incidence and severity of osteochondrosis in immature rats and dogs. Other quinolones also produce similar erosions in the weight-bearing joints and other signs of arthropathy in immature animals of various species. Consequently, levofloxacin should not be used in pre-pubertal patients (see TOXICOLOGY).

Although levofloxacin is soluble, adequate hydration of patients receiving levofloxacin should be maintained to prevent the formation of a highly concentrated urine. Crystalluria has been observed rarely in patients receiving other quinolones, when associated with high doses and an alkaline urine. Although crystalluria was not observed in clinical trials with levofloxacin, patients are encouraged to remain adequately hydrated.

As with any antimicrobial drug, periodic assessment of organ system functions, including renal, hepatic, and hematopoietic, is advisable during prolonged therapy (see ADVERSE REACTIONS).

Use of JAMP Levofloxacin with other drugs may lead to drug-drug interactions (see DRUG INTERACTIONS, Drug-Drug Interactions).

Sexually Transmitted Diseases

JAMP Levofloxacin is not indicated for the treatment of syphilis or gonorrhea. Levofloxacin is not effective in the treatment of syphilis. Antimicrobial agents used in high doses for short periods of time to treat gonorrhea may mask or delay the symptoms of incubating syphilis. All patients with gonorrhea should have a serologic test for syphilis at the time of diagnosis. Patients treated with antimicrobial agents with limited or no activity against *Treponema pallidum* should have a follow-up serologic test for syphilis after 3 months.

Cardiovascular

QT Prolongation

Some quinolones, including levofloxacin, have been associated with prolongation of the QT interval on the electrocardiogram and infrequent cases of arrhythmia. During post-marketing surveillance, very rare cases of torsades de pointes have been reported in patients taking levofloxacin. These reports generally involved patients with concurrent medical conditions or concomitant medications that may have been contributory. The risk of arrhythmias may be reduced by avoiding concurrent use with other drugs that prolong the QT interval including macrolide antibiotics, antipsychotics, tricyclic antidepressants, Class IA (e.g., quinidine, procainamide) or Class III (e.g., amiodarone, sotalol) antiarrhythmic agents, and cisapride. In addition, use of levofloxacin in the presence of risk factors for torsades de pointes such as hypokalemia, significant bradycardia, cardiomyopathy, patients with myocardial ischemia, and

patients with congenital prolongation of the QT interval should be avoided (see DETAILED PHARMACOLOGY, Human Pharmacology, Studies Measuring Effects on QT and Corrected QT (QTc) Intervals).

Aortic Aneurysm and Aortic Dissection

Epidemiologic studies report an increased risk of aortic aneurysm and dissection after intake of fluoroquinolones, particularly in the older population.

Therefore, fluoroquinolones should only be used after careful benefit-risk assessment and after consideration of other therapeutic options in patients with positive family history of aneurysm disease, or in patients diagnosed with pre-existing aortic aneurysm and/or aortic dissection, or in presence of other risk factors for aortic aneurysm and dissection (e.g., Marfan syndrome, vascular Ehlers-Danlos syndrome, Takayasu arteritis, giant cell arteritis, Behcet's disease, hypertension, atherosclerosis).

In case of sudden severe abdominal, chest or back pain, patients should be advised to immediately consult a physician in an emergency department.

Endocrine and Metabolism

Blood Glucose Disturbances

Fluoroquinolones, including levofloxacin, have been associated with disturbances of blood glucose, including symptomatic hyperglycemia and hypoglycemia, usually in diabetic patients receiving concomitant treatment with an oral hypoglycemic agent (e.g., glyburide) or with insulin. In these patients, careful monitoring of blood glucose is recommended. SEVERE CASES OF HYPOGLYCEMIA RESULTING IN COMA OR DEATH HAVE BEEN REPORTED. If a hypoglycemic reaction occurs, discontinue JAMP Levofloxacin immediately and initiate appropriate therapy.

Disturbances of blood glucose, including symptomatic hyper- and hypoglycemia, have been reported with the use of quinolones, including levofloxacin. In patients treated with levofloxacin, some of these cases were serious. Blood glucose disturbances were usually in diabetic patients receiving concomitant treatment with an oral hypoglycemic agent (e.g., glyburide/glibenclamide) and/or with insulin. In these patients, careful monitoring of blood glucose is recommended. If a hypoglycemic reaction occurs in a patient being treated with JAMP Levofloxacin, discontinue JAMP Levofloxacin immediately and initiate appropriate therapy. Serious hypoglycemia and hyperglycemia have also occurred in patients without a history of diabetes (see ADVERSE REACTIONS and DRUG INTERACTIONS, Drug-Drug Interactions, Antidiabetic Agents).

Hypoglycemic coma has been observed in diabetic patients with the use of levofloxacin. Fatal outcomes have been reported. All cases of hypoglycemic coma had multiple confounding factors; a temporal relationship with the use of levofloxacin was identified (onset of altered consciousness occurred within 3 days in most cases). Caution should be exercised when using JAMP Levofloxacin in diabetic patients taking concomitant treatment with an oral hypoglycemic agent and/or insulin, especially those who are elderly or who have renal impairment (see WARNINGS AND PRECAUTIONS, Renal and DRUG INTERACTIONS, Drug-Drug Interactions, Antidiabetic Agents).

Gastrointestinal

Clostridium difficile-associated disease

Clostridium difficile-associated disease (CDAD) has been reported with use of many antibacterial agents, including levofloxacin. CDAD may range in severity from mild diarrhea to fatal colitis. It is important to consider this diagnosis in patients who present with diarrhea or symptoms of colitis, pseudomembranous colitis, toxic megacolon, or perforation of the colon subsequent to the administration of any antibacterial agent. CDAD has been reported to occur over 2 months after the administration of antibacterial agents.

Treatment with antibacterial agents may alter the normal flora of the colon and may permit overgrowth of *Clostridium difficile*. *C. difficile* produces toxins A and B, which contribute to the development of CDAD. CDAD may cause significant morbidity and mortality. CDAD can be refractory to antimicrobial therapy.

If the diagnosis of CDAD is suspected or confirmed, appropriate therapeutic measures should be initiated. Mild cases of CDAD usually respond to discontinuation of antibacterial agents not directed against *Clostridium difficile*. In moderate to severe cases, consideration should be given to management with fluids and electrolytes, protein supplementation, and treatment with an antibacterial agent clinically effective against *Clostridium difficile*. Surgical evaluation should be instituted as clinically indicated since surgical intervention may be required in certain severe cases (see ADVERSE REACTIONS).

Hepatic

Very rare post-marketing reports of severe hepatotoxicity (including acute hepatitis and fatal events) have been received for patients treated with levofloxacin. No evidence of serious drug-associated hepatotoxicity was detected in clinical trials of over 7000 patients. Severe hepatotoxicity generally occurred within 14 days of initiation of therapy and most cases occurred within 6 days. Most cases of severe hepatotoxicity were not associated with hypersensitivity. The majority of fatal hepatotoxicity reports occurred in patients 65 years of age or older and most were not associated with hypersensitivity. JAMP Levofloxacin should be discontinued immediately if the patient develops signs and symptoms of hepatitis (see ADVERSE REACTIONS, Post- Market Adverse Drug Reactions).

Immune

Hypersensitivity

Serious and occasionally fatal hypersensitivity and/or anaphylactic reactions have been reported in patients receiving therapy with quinolones, including levofloxacin. These reactions often occur following the first dose. Some reactions have been accompanied by cardiovascular collapse, hypotension/shock, seizure, loss of consciousness, tingling, angioedema (including tongue, laryngeal, throat or facial edema/swelling), airway obstruction (including bronchospasm, shortness of breath, and acute respiratory distress), dyspnea, urticaria, itching, and other serious skin reactions. JAMP Levofloxacin should be discontinued immediately at the first appearance of a skin rash or any other sign of hypersensitivity. Serious acute hypersensitivity reactions may require treatment with epinephrine and other resuscitative measures, including oxygen, intravenous fluids, antihistamines, corticosteroids, pressor, amines and airway management, as clinically

indicated (see ADVERSE REACTIONS).

Serious and sometimes fatal events, some due to hypersensitivity and some due to uncertain etiology, have rarely been reported in patients receiving therapy with quinolones, including levofloxacin. These events may be severe, and generally occur following the administration of multiple doses. Clinical manifestations may include one or more of the following: fever; rash or severe dermatologic reactions (e.g., toxic epidermal necrolysis, Stevens-Johnson syndrome); vasculitis; arthralgia; myalgia; serum sickness; allergic pneumonitis; interstitial nephritis; acute renal insufficiency or failure; hepatitis, including acute hepatitis; jaundice; acute hepatic necrosis or failure; anemia, including hemolytic and aplastic; thrombocytopenia, including thrombotic thrombocytopenic purpura; leukopenia; agranulocytosis; pancytopenia; and/or other hematologic abnormalities. The administration of JAMP Levofloxacin should be discontinued immediately, at the first appearance of a skin rash or any other sign of hypersensitivity, and supportive measures instituted (see ADVERSE REACTIONS).

Musculoskeletal

Tendinitis

Rupture of the shoulder, hand and Achilles tendons that required surgical repair or resulted in prolonged disability have been reported in patients receiving quinolones, including levofloxacin. JAMP Levofloxacin should be discontinued if the patient experiences pain, inflammation or rupture of a tendon. Patients should rest and refrain from exercise until the diagnosis of tendinitis or tendon rupture has been confidently excluded. The risk of developing fluoroquinolone-associated tendinitis and tendon rupture is further increased in older patients usually over 60 years of age, in patients taking corticosteroid drugs, and in patients with kidney, heart or lung transplants. Factors, in addition to age and corticosteroid use, that may independently increase the risk of tendon rupture include strenuous physical activity, renal failure, and previous tendon disorders such as rheumatoid arthritis. Tendinitis and tendon rupture have also occurred in patients taking fluoroquinolones who do not have the above risk factors. Tendon rupture can occur during or after completion of therapy; cases occurring up to several months after completion of therapy have been reported. JAMP Levofloxacin should be discontinued if the patient experiences pain, swelling, inflammation or rupture of a tendon. Patients should be advised to rest at the first sign of tendinitis or tendon rupture, and to contact their healthcare provider regarding changing to a non-quinolone antimicrobial drug (see ADVERSE REACTIONS).

JAMP Levofloxacin should not be used in patients with a history of tendon disease/disorder related to previous quinolone treatment (see CONTRAINDICATIONS).

Myasthenia Gravis

Fluoroquinolones have neuromuscular blocking activity and may exacerbate muscle weakness in persons with myasthenia gravis. Postmarketing serious adverse events, including deaths and requirement for ventilatory support, have been associated with fluoroquinolone use (including levofloxacin) in persons with myasthenia gravis. Avoid levofloxacin in patients with a known history of myasthenia gravis (see ADVERSE REACTIONS, Post-Market Adverse Drug Reactions).

Neurologic

CNS and Psychiatric Effects

Convulsions, toxic psychoses and increased intracranial pressure (including pseudotumor cerebri) have been reported in patients receiving quinolones, including levofloxacin. Quinolones including levofloxacin, may also cause central nervous system stimulation which may lead to tremors, restlessness, anxiety, lightheadedness, dizziness, confusion and hallucinations, paranoia, depression, nightmares, insomnia, and rarely, suicidal thoughts or acts. These reactions may occur following the first dose. If these reactions occur in patients receiving JAMP Levofloxacin, the drug should be discontinued and appropriate measures instituted. As with all quinolones, JAMP Levofloxacin should be used with caution in patients with a known or suspected CNS disorder that may predispose to seizures or lower the seizure threshold (e.g., severe cerebral arteriosclerosis, epilepsy), or in the presence of other risk factors that may predispose to seizures or lower the seizure threshold (e.g., alcohol abuse, certain drug therapies such as NSAIDs and theophylline, renal dysfunction). JAMP Levofloxacin should be used with caution in patients with unstable psychiatric illness (see DRUG INTERACTIONS and ADVERSE REACTIONS).

Peripheral Neuropathy

Rare cases of sensory or sensorimotor axonal polyneuropathy affecting small and/or large axons resulting in paresthesias, hypoesthesias, dysesthesias and weakness have been reported in patients receiving quinolones, including levofloxacin. Symptoms may occur soon after initiation of treatment and may be irreversible. JAMP Levofloxacin should be discontinued immediately if the patient experiences symptoms of neuropathy including pain, burning, tingling, numbness, and/or weakness or other alterations of sensation including light touch, pain, temperature, position sense, and vibratory sensation in order to prevent the development of an irreversible condition.

Central Nervous System Effects

Psychiatric Adverse Reactions

Fluoroquinolones, including levofloxacin, have been associated with an increased risk of psychiatric adverse reactions, including: toxic psychoses, hallucinations, or paranoia; depression, or suicidal thoughts; anxiety, agitation, restlessness, or nervousness; confusion, delirium, disorientation, or disturbances in attention; insomnia or nightmares; and memory impairment.

Cases of attempted or completed suicide have been reported, especially in patients with a medical history of depression, or an underlying risk factor for depression. These reactions may occur following the first dose. If these reactions occur in patients receiving JAMP Levofloxacin, discontinue JAMP Levofloxacin and institute appropriate measures.

Central Nervous System Adverse Reactions

Fluoroquinolones, including levofloxacin, have been associated with an increased risk of seizures (convulsions), increased intracranial pressure (including pseudotumor cerebri), tremors, and light-headedness. As with other fluoroquinolones, JAMP Levofloxacin should be used with caution in patients with a known or suspected central nervous system (CNS) disorder that may predispose them to seizures or lower the seizure threshold (e.g., severe cerebral arteriosclerosis, epilepsy) or in the presence of other risk factors that may predispose them to seizures or lower the seizure threshold (e.g., certain drug therapy, renal dysfunction). If these reactions occur in patients receiving JAMP Levofloxacin, discontinue JAMP Levofloxacin immediately and institute appropriate measures.

Ophthalmologic

Vision Disorders

Consult an eye specialist if vision disorder occurs in association with the use of JAMP Levofloxacin.

Renal

Safety and efficacy of levofloxacin in patients with impaired renal function (creatinine clearance ≤ 80 mL/min) have not been studied. Since levofloxacin is known to be substantially excreted by the kidney, the risk of toxic reactions to this drug may be greater in patients with impaired renal function. The potential effects of levofloxacin associated with possible increased serum/tissue levels in renal impaired patients, such as effect on QTc interval, have not been studied. Adjustment of the dosage regimen may be necessary to avoid the accumulation of levofloxacin due to decreased clearance. Careful clinical observation and appropriate laboratory studies should be performed prior to and during therapy, since elimination of levofloxacin may be reduced. Because elderly patients are more likely to have decreased renal function, care should be taken in dose selection and it may be useful to monitor renal function. Administer JAMP Levofloxacin with caution in the presence of renal insufficiency (see DOSAGE AND ADMINISTRATION, Recommended Dose and Dosage Adjustment, Patients with Impaired Renal Function and DETAILED PHARMACOLOGY, Factors Influencing the Pharmacokinetics, Special Populations, Renal Insufficiency).

Skin

Phototoxicity

Moderate to severe phototoxicity reactions have been observed in patients exposed to direct sunlight or ultraviolet (UV) light while receiving drugs in this class. Excessive exposure to sunlight or UV light should be avoided. However, in clinical trials with levofloxacin, phototoxicity has been observed in less than 0.1% of patients. Therapy should be discontinued if phototoxicity (e.g., skin eruption) occurs.

Susceptibility/Resistance

Development of Drug Resistant Bacteria

Prescribing JAMP Levofloxacin in the absence of a proven or strongly suspected bacterial infection is unlikely to provide benefit to the patient and risks the development of drug-resistant bacteria.

Special Populations

The safety and efficacy of levofloxacin in children, adolescents (under the age of 18 years), pregnant women, and nursing mothers have not been established.

Pregnant Women: There are no adequate and well-controlled studies in pregnant women. JAMP Levofloxacin should be used during pregnancy only if the potential benefit justifies the potential risk to the fetus (see TOXICOLOGY).

Nursing Women: Levofloxacin has not been measured in human milk. Based upon data from ofloxacin, it can be presumed that levofloxacin can be excreted in human milk. Because of the potential for serious adverse reactions from levofloxacin in nursing infants, a decision should be

made whether to discontinue nursing or to discontinue the drug, taking into account the importance of the drug to the mother (see TOXICOLOGY).

Pediatrics (<18 years of age): JAMP Levofloxacin is not indicated for the treatment of patients younger than 18 years of age. Quinolones, including levofloxacin, cause arthropathy in juvenile animals of several species (see TOXICOLOGY). The incidence of protocol-defined musculoskeletal disorders in a prospective long-term surveillance study was higher in children treated for approximately 10 days with levofloxacin than in children treated with non-fluoroquinolone antibiotics for approximately 10 days (see ADVERSE REACTIONS).

Geriatrics (≥65 years of age): The pharmacokinetic properties of levofloxacin in younger adults and elderly adults do not differ significantly when creatinine clearance is taken into consideration. However, since the drug is known to be substantially excreted by the kidney, the risk of toxic reactions to this drug may be greater in patients with impaired renal function. Because elderly patients are more likely to have decreased renal function, care should be taken in dose selection. It may also be useful to monitor renal function.

Elderly patients may be more susceptible to drug-associated effects on the QT interval (see WARNINGS AND PRECAUTIONS, Cardiovascular).

Geriatric patients are at increased risk for developing severe tendon disorders including tendon rupture when being treated with a fluoroquinolone such as levofloxacin. This risk is further increased in patients receiving concomitant corticosteroid therapy (see WARNINGS AND PRECAUTIONS, Musculoskeletal).

Severe and sometimes fatal cases of hepatotoxicity have been reported post-marketing in association with levofloxacin. The majority of fatal hepatotoxicity reports occurred in patients 65 years of age or older and most were not associated with hypersensitivity (see WARNINGS AND PRECAUTIONS, Hepatic).

Effects on Ability to Drive and Use Machines

Neurologic adverse effects such as dizziness and lightheadedness may occur. Therefore, patients should know how they react to JAMP Levofloxacin before operating an automobile or machinery or engaging in other activities requiring mental alertness and coordination.

ADVERSE REACTIONS

Adverse Drug Reaction Overview

In North American Phase III clinical trials involving 7537 subjects, the incidence of treatment-emergent adverse events in patients treated with levofloxacin tablets and injection was comparable to comparators. The majority of adverse events were considered to be mild to moderate, with 5.6% of patients considered to have severe adverse events. Among patients receiving multiple-dose therapy, 4.2% discontinued therapy with levofloxacin due to adverse experiences. The incidence of drug-related adverse reactions was 6.7%.

In clinical trials, the most frequently reported adverse drug reactions occurring in > 3% of the study population were nausea, headache, diarrhea, insomnia, dizziness and constipation.

Serious and otherwise important adverse drug reactions are discussed in greater detail in other sections (see WARNINGS AND PRECAUTIONS).

Clinical Trial Adverse Drug Reactions

Because clinical trials are conducted under very specific conditions the adverse reaction rates observed in the clinical trials may not reflect the rates observed in practice and should not be compared to the rates in the clinical trials of another drug. Adverse drug reaction information from clinical trials is useful for identifying drug-related adverse events and for approximating rates.

The data described below reflect exposure to levofloxacin in 7537 patients in 29 pooled Phase III clinical trials. The population studied had a mean age of 49.6 years (74.2% of the population was

< 65 years), 50.1% were male, 71.0% were Caucasian and 18.8% were Black. Patients were treated with levofloxacin for a wide variety of infectious diseases (See INDICATIONS AND CLINICAL USE). Treatment duration was usually 3-14 days, the mean number of days on therapy was 9.6 days and the mean number of doses was 10.2. Patients received levofloxacin doses of 750 mg once daily, 250 mg once daily, or 500 mg once or twice daily. The overall incidence, type and distribution of adverse reactions were similar in patients receiving levofloxacin doses of 750 mg once daily, 250 mg once daily, and 500 mg once or twice daily.

Adverse reactions (characterized as likely related to drug-therapy) occurring in ≥1% of levofloxacin-treated patients are shown in Table 1.1 below.

Table 1.1: Common (≥1%) Adverse Reactions Reported in Clinical Trials with Levofloxacin

System/Organ Class	Adverse Reaction	% (N=7537)
Infections and Infestations	Moniliasis	1
Psychiatric Disorders	Insomnia	4 ^a
Nervous System Disorders	headac	6
	he	3
Respiratory, Thoracic and Mediastinal	Dyspnea	1
Gastrointestinal Disorders	nausea	7
	diarrhea	5
	constipation	3
	abdominal	2
	pain vomiting	2
Skin and Subcutaneous Tissue Disorders	dyspepsia	2
	rash	2
Reproductive System and Breast Disorders	pruritu	1
	Vaginitis	1 ^b
General Disorders and Administration Site Conditions	edema	1
	injection site	1
	reaction chest pain	1

System/Organ Class	Adverse Reaction	% (N=7537)
^a N = 7274 ^b N = 3758 (women)		

Less Common Clinical Trial Adverse Drug Reactions (<1%)

Less common adverse reactions occurring in 0.1 to <1% of levofloxacin-treated patients are shown in Table 1.2 below.

Table 1.2: Less Common (0.1 to <1%) Adverse Reactions Reported in Clinical Trials with Levofloxacin

System/Organ Class	Adverse Reaction
Infections and Infestations	genital moniliasis
Blood and Lymphatic System Disorders	anemia, thrombocytopenia, granulocytopenia
Immune System Disorders	allergic reaction
Metabolism and Nutrition	hyperglycemia, hypoglycemia, hyperkalemia
Psychiatric Disorders	anxiety, agitation, confusion, depression, hallucination, nightmare ^a , sleep disorder ^a , anorexia, abnormal dreaming ^a
Nervous System Disorders	tremor, convulsions, paresthesia, vertigo, hypertonia, hyperkinesias, abnormal gait, somnolence ^a , syncope
Respiratory, Thoracic and Mediastinal	epistaxis
Cardiac Disorders	cardiac arrest, palpitation, ventricular tachycardia, ventricular arrhythmia
Vascular Disorders	phlebitis
Gastrointestinal Disorders	gastritis, stomatitis, pancreatitis, esophagitis, gastroenteritis, glossitis, pseudomembranous/ <i>C.difficile</i> colitis
Hepatobiliary Disorders	abnormal hepatic function, increased hepatic enzymes, increased alkaline phosphatase
Skin and Subcutaneous Tissue Disorders	urticaria
Musculoskeletal and Connective Tissue	tendinitis, arthralgia, myalgia, skeletal pain
Renal and Urinary Disorders	abnormal renal function, acute renal failure

^a N = 7274

Rare (<0.1%) adverse reactions from Phase III studies include dyspnea and rash maculo-papular.

In clinical trials using multiple-dose therapy, ophthalmologic abnormalities, including cataracts and multiple punctate lenticular opacities, have been noted in patients undergoing treatment with other quinolones. The relationship of the drugs to these events is not presently established.

Crystalluria and cylindruria have been reported with other quinolones.

Abnormal Hematologic and Clinical Chemistry Findings

Laboratory abnormalities seen in > 2% of patients receiving multiple doses of levofloxacin: decreased glucose 2.1%

It is not known whether this abnormality was caused by the drug or the underlying condition being treated.

Pediatric Data

In a group of 1534 pediatric patients (6 months to 16 years of age) treated with levofloxacin for respiratory infections, children 6 months to 5 years of age received 10 mg/kg of levofloxacin twice a day for approximately 10 days and children greater than 5 years of age received 10 mg/kg to a maximum of 500 mg of levofloxacin once a day for approximately 10 days. The adverse reaction profile was similar to that reported in adult patients. Vomiting and diarrhea were reported more frequently in children than reported in adults. However, the frequency of vomiting and diarrhea was similar in levofloxacin-treated and non-fluoroquinolone antibiotic comparator-treated children.

A subset of 1340 of these children treated with levofloxacin for approximately 10 days was enrolled in a prospective, long-term, surveillance study to assess the incidence of protocol-defined musculoskeletal disorders (arthralgia, arthritis, tendinopathy, gait abnormality) during 60 days and 1 year following the first dose of levofloxacin.

During the 60-day period following the first dose, the incidence of protocol-defined musculoskeletal disorders was greater in levofloxacin-treated children than in non-fluoroquinolone antibiotic comparator-treated children (2.1% vs. 0.9%, respectively [$p=0.038$]). In 22/28 (78%) of these children, reported disorders were characterized as arthralgia. A similar observation was made during the one-year period, with a greater incidence of protocol-defined musculoskeletal disorders in levofloxacin-treated children than in non-fluoroquinolone antibiotic comparator-treated children (3.4% vs. 1.8%, respectively [$p=0.025$]). The majority of these disorders occurring in children treated with levofloxacin were mild and resolved within 7 days. Disorders were moderate in 8 children and mild in 35 (76%) children.

Post-Market Adverse Drug Reactions

Table 1.3 lists adverse reactions that have been identified during post-approval use of levofloxacin. Because these reactions are reported voluntarily from a population of uncertain size, reliably estimating their frequency or establishing a causal relationship to drug exposure is not always possible.

Table 1.3: Post-Marketing Reports of Adverse Drug Reactions

System Organ Class	Adverse Reaction
Blood and Lymphatic System Disorders	pancytopenia, aplastic anemia, leucopenia, hemolytic anemia, eosinophilia, thrombocytopenia including thrombotic thrombocytopenic purpura, agranulocytosis
Immune System Disorders	hypersensitivity reactions, sometimes fatal including: anaphylactic/anaphylactoid reactions, anaphylactic shock, angioneurotic edema, serum sickness
Psychiatric Disorders	psychosis, paranoia, isolated reports of suicide attempt and suicidal ideation
Nervous System Disorders	anosmia, ageusia, parosmia, dysgeusia, peripheral neuropathy (may be irreversible), isolated reports of encephalopathy, abnormal EEG, dysphonia, exacerbation of myasthenia gravis, amnesia, pseudotumor cerebri
Eye Disorders	uveitis, vision disturbance (including diplopia), visual acuity reduced, vision blurred, scotoma
Ear and Labyrinth Disorders	hyposacusis, tinnitus
Cardiac Disorders	isolated reports of torsades de pointes, electrocardiogram QT prolonged, tachycardia
Vascular Disorders	vasodilation, vasculitis, DIC
Respiratory, Thoracic and Mediastinal	isolated reports of allergic pneumonitis, interstitial pneumonia, laryngeal edema, apnea
Hepatobiliary Disorders	hepatic failure (including fatal cases), hepatitis, jaundice, hepatic
Skin and Subcutaneous Tissue Disorders	bullous eruptions to include: Stevens-Johnson Syndrome, toxic epidermal necrolysis, erythema multiforme, photosensitivity/phototoxicity reaction, leukocytoclastic vasculitis
Musculoskeletal and Connective Tissue	tendon rupture, muscle injury (including rupture), rhabdomyolysis, myositis, myalgia
Renal and Urinary Disorders	interstitial nephritis, nephrosis, glomerulonephritis
General Disorders and Administration Site	multi-organ failure, pyrexia, rash
Investigations	prothrombin time prolonged, international normalized ratio (INR) prolonged, muscle enzymes increased (CPK)

DRUG INTERACTIONS

Overview

Levofloxacin undergoes limited metabolism in humans and is primarily excreted as unchanged drug in the urine. The P450 system is not involved in the levofloxacin metabolism, and is not affected by levofloxacin. Levofloxacin is unlikely to alter the pharmacokinetics of drugs metabolized by these enzymes. Disturbances of blood glucose have been reported in patients treated concomitantly with levofloxacin and an antidiabetic agent. Therefore, careful monitoring of blood glucose is recommended when these agents, including levofloxacin, are co-administered. As with all other quinolones, iron and antacids significantly reduced bioavailability of levofloxacin.

Drug-Drug Interactions

Table 1.4: Established or Potential Drug-Drug Interactions

Proper name	Ref	Effect	Clinical comment
Antidiabetic Agents	C	Disturbances of blood glucose, including hyperglycemia and hypoglycemia, have been reported in patients treated concomitantly with levofloxacin and an antidiabetic agent. Some of these cases were serious including hypoglycemic coma.	Careful monitoring of blood glucose is recommended when these agents, including levofloxacin, are co-administered.
Antacids, Sucralfate, Metal Cations, Multi-Vitamins	T	Tablets: Due to the chelation of levofloxacin by multivalent cations, concurrent administration of levofloxacin tablets with antacids containing calcium, magnesium, or aluminum, as well as sucralfate, metal cations such as iron, multi- vitamin preparations with zinc, or any products containing any of these components may interfere with the gastrointestinal absorption of levofloxacin, resulting in systemic levels considerably lower than desired.	These agents should be taken at least 2 hours before or 2 hours after levofloxacin tablet administration.
Cyclosporine	CT	No significant effect of levofloxacin on the peak plasma concentrations, AUC, and other disposition parameters for cyclosporine was detected in a clinical study involving healthy volunteers. However, elevated serum levels of cyclosporine have been reported in the patient population when co-administered with some other quinolones. Levofloxacin C_{max} and k_e were slightly lower, while T_{max} and $t_{1/2}$ were slightly longer in the presence of cyclosporine, than those observed in other studies without concomitant medication. The differences, however, are not considered to be clinically significant.	No dosage adjustment is required for levofloxacin or cyclosporine when administered concomitantly.
Digoxin	CT	No significant effect of levofloxacin on the peak plasma concentrations, AUC, and, other disposition parameters for digoxin was detected in a clinical study involving healthy volunteers. Levofloxacin absorption and disposition kinetics were similar in the presence or absence of digoxin.	No dosage adjustment for levofloxacin or digoxin is required when administered concomitantly. Digoxin levels should be closely monitored in patients receiving concomitant therapy with digoxin.
Non-Steroidal Anti-Inflammatory Drugs (NSAIDs)	T	Although not observed with levofloxacin in clinical trials, some quinolones have been reported to have proconvulsant activity that is exacerbated with concomitant use of NSAIDs.	The concomitant administration of a non-steroidal anti-inflammatory drug with a quinolone, including levofloxacin, may increase the risk of CNS stimulation and convulsive seizures (see WARNINGS AND PRECAUTIONS, Neurologic and DETAILED PHARMACOLOGY, Animal Pharmacology).

Proper name	Ref	Effect	Clinical comment
Probenecid and Cimetidine	CT	No significant effect of probenecid or cimetidine on the rate and extent of levofloxacin absorption was observed in a clinical study involving healthy volunteers. The AUC and $t_{1/2}$ of levofloxacin were 27-38% and 30% higher, respectively, while CL/F and Cl_r were 21-35% lower during concomitant treatment with probenecid or cimetidine compared to levofloxacin alone.	.No dosage adjustment for levofloxacin is required when administered concomitantly with probenecid or cimetidine except dosage adjustment for levofloxacin may be required based on the renal function of the patient.
Theophylline	CT/T	No significant effect of levofloxacin on the plasma concentrations, AUC, and other disposition parameters for theophylline was detected in a clinical study involving 14 healthy volunteers. Similarly, no apparent effect of theophylline on levofloxacin absorption and disposition was observed. However, concomitant administration of other quinolones with theophylline has resulted in prolonged elimination, elevated serum theophylline levels, and a subsequent increase in the risk of theophylline-related adverse reactions in the patient population.	Theophylline levels should be closely monitored, and theophylline dosage adjustments made if appropriate, when levofloxacin is co-administered. Adverse reactions, including seizures, may occur with or without an elevation in serum theophylline level (see WARNINGS AND PRECAUTIONS, Neurologic).
Warfarin	T	Certain quinolones, including levofloxacin, may enhance the effects of oral anticoagulant warfarin or its derivatives.	When these products are administered concomitantly, prothrombin time, International Normalized Ratio (INR), or other suitable coagulation tests should be monitored closely, especially in elderly patients.
Zidovudine	CT	Levofloxacin absorption and disposition in HIV- infected subjects, with or without concomitant zidovudine treatment, were similar. The effect of levofloxacin on zidovudine pharmacokinetics has not been studied.	No dosage adjustment for levofloxacin appears to be required when co-administered with zidovudine.

Legend: C = Case Study; CT = Clinical Trial; T = Theoretical

Drug-Food Interactions

JAMP Levofloxacin may be taken with or without food.

Drug-Herb Interactions

Interactions with herbal products have not been established.

Drug-Laboratory Interactions

Some quinolones, including levofloxacin, may produce false-positive urine screening results for opiates using commercially available immunoassay kits. Confirmation of positive opiate screens by more specific methods may be necessary.

DOSAGE AND ADMINISTRATION

Dosing Considerations

The dosage of JAMP Levofloxacin tablets for patients with normal renal function (i.e., $Cl_{Cr} > 80$ mL/min) is described in the following dosing chart. For patients with altered renal function (i.e., $Cl_{Cr} \leq 80$ mL/min), see Patients with Impaired Renal Function subsection.

Recommended Dose and Dosage Adjustment

Patients with Normal Renal Function

Infection*	Dose	Freq.	Duration
Acute Bacterial Exacerbation of Chronic Bronchitis	500 mg	q24h	7 days
	750 mg	h	5 days
Comm.-Acquired Pneumonia	500 mg	q24h	7-14 days (10-14 days for severe infections)
	750 mg**	q24h	5 days
Sinusitis	500 mg	q24h	10-14 days
	750 mg***	h	5 days
Nosocomial Pneumonia	750 mg	q24h	7-14 days
Uncomplicated SSSI	500 mg	q24h	7-10 days
Complicated SSSI	750 mg	q24h	7-14 days
Chronic Bacterial Prostatitis	500 mg	q24h	28 days
Complicated UTI	250 mg	q24h	10 days
	750 mg‡	h	5 days
Acute Pyelonephritis	250 mg	q24h	10 days
	750 mg	h	5 days
Uncomplicated UTI	250 mg	q24h	3 days

* DUE TO THE DESIGNATED PATHOGENS (see INDICATIONS AND CLINICAL USE).

** Efficacy of this alternative regimen has only been documented for infections caused by penicillin-susceptible *Streptococcus pneumoniae*, *Haemophilus influenzae*, *Haemophilus parainfluenzae*, *Mycoplasma pneumoniae*, *Chlamydia pneumoniae*, and *Legionella pneumophila*.

*** The efficacy of a regimen of 750 mg daily for 5 days has been demonstrated to be non-inferior to a regimen of 500 mg daily for 10 days. The 750 mg daily 5-day regimen has not been compared to a regimen of 500 mg daily for 11-14 days.

‡ The efficacy of this alternative regimen has been documented for infections caused by *Escherichia coli*, *Klebsiella pneumoniae*, and *Proteus mirabilis*. Efficacy against infections caused by *Enterococcus faecalis*, *Enterobacter cloacae*, or *Pseudomonas aeruginosa* has not been demonstrated with this regimen.

Patients with Impaired Renal Function

On the basis of the altered levofloxacin disposition pharmacokinetics in subjects with impaired renal function, dose adjustment is recommended for patients with impaired renal function as given below (see WARNINGS AND PRECAUTIONS, Renal; ACTION AND CLINICAL PHARMACOLOGY, Special Populations and Conditions, Renal Insufficiency and DETAILED PHARMACOLOGY, Factors Influencing the Pharmacokinetics, Special Populations, Renal Insufficiency).

Dosing recommendations for renally impaired patients are based on data collected from a clinical safety and pharmacokinetic study in renally impaired patients treated with a single 500 mg oral dose of levofloxacin. There is no clinical experience available in this patient population for the 250 mg dose or 750 mg dose. Pharmacokinetic modelling was used to determine a recommended dosing regimen which would provide equivalent drug exposures for which clinical efficacy has been demonstrated. The potential effects of levofloxacin associated with possible increased serum/tissue levels in renal impaired patients, such as effect on QTc interval, have

not been studied.

Renal Status	Initial Dose	Subsequent Dose
Acute Sinusitis/Acute Bacterial Exacerbation of Chronic Bronchitis/Community Acquired Pneumonia/Uncomplicated SSSI/Chronic Bacterial Prostatitis		
Cl _{Cr} from 50 to 80 mL/min	No dosage adjustment required	
Cl _{Cr} from 20 to 49 mL/min	500 mg	250 mg q24h
Cl _{Cr} from 10 to 19 mL/min	500 mg	250 mg q48h
Hemodialysis	500 mg	250 mg q48h
CAPD	500 mg	250 mg q48h
Complicated UTI/Acute Pyelonephritis		
Cl _{Cr} ≥20 mL/min	No dosage adjustment required	
Cl _{Cr} from 10 to 19 mL/min	250 mg	250 mg q48h
Complicated SSSI/Nosocomial Pneumonia/Community Acquired Pneumonia/Acute Bacterial Exacerbation of Chronic Bronchitis/Acute Sinusitis/Complicated UTI/Acute Pyelonephritis		
Cl _{Cr} from 50 to 80 mL/min	No dosage adjustment required	
Cl _{Cr} from 20 to 49 mL/min	750 mg	750 mg q48h
Cl _{Cr} from 10 to 19 mL/min	750 mg	500 mg q48h
Hemodialysis	750 mg	500 mg q48h
CAPD	750 mg	500 mg q48h
Uncomplicated UTI		
No dosage adjustment required		

Cl_{Cr} = creatinine clearances

CAPD = continuous ambulatory peritoneal dialysis

When only the serum creatinine is known, the following formula may be used to estimate creatinine clearance.

Men: Creatinine Clearance (mL/min)
 = $\frac{\text{Weight (kg)} \times (140 - \text{age}) \times 1.2}{\text{serum creatinine (mcmol/L)}}$

Women: 0.85 x the value calculated for men.

The serum creatinine should represent a steady state of renal function.

Missed Dose

More than the prescribed dose of JAMP Levofloxacin should not be taken, even if a dose is missed.

Administration

JAMP Levofloxacin can be administered without regard to food. Doses should be administered at least 2 hours before or 2 hours after antacids containing calcium, magnesium, aluminum, sucralfate, metal cations such as iron, multi-vitamin preparations with zinc, or products containing any of these components.

OVERDOSAGE

For management of a suspected drug overdose, contact your regional Poison Control Centre.

In the event of an acute overdose, activated charcoal may be administered to aid in the removal of unabsorbed drug. General supportive measures are recommended. The patient should be observed, including ECG monitoring (see ACTION AND CLINICAL PHARMACOLOGY, Pharmacodynamics, Studies Measuring Effects on QT and Corrected QT (QTc) Intervals), and

appropriate hydration maintained. Treatment should be supportive. Levofloxacin is not efficiently removed by hemodialysis or peritoneal dialysis.

Levofloxacin exhibits a low potential for acute toxicity. Mice, rats, dogs and monkeys exhibited the following clinical signs after receiving a single high dose of levofloxacin: ataxia, ptosis, decreased locomotor activity, dyspnea, prostration, tremors, and convulsions. Doses in excess of 1500 mg/kg orally produced significant mortality in rodents.

ACTION AND CLINICAL PHARMACOLOGY

Mechanism of Action

Levofloxacin is a synthetic broad-spectrum antibacterial agent for oral administration and intravenous administration.

Levofloxacin is the L-isomer of the racemate, ofloxacin, a quinolone antibacterial agent. The antibacterial activity of ofloxacin resides primarily in the L-isomer. The mechanism of action of levofloxacin and other quinolone antibacterials involves inhibition of bacterial topoisomerase II (DNA gyrase) and topoisomerase IV. Topoisomerases are essential in controlling the topological state of DNA, and are vital for DNA replication, transcription, repair and recombination.

Fluoroquinolones, including levofloxacin, differ in chemical structure and mode of action from other classes of antimicrobial agents, such as β -lactam antibiotics, aminoglycosides, and macrolides. Therefore, microorganisms resistant to these latter classes of antimicrobial agents may be susceptible to fluoroquinolones. For example, β -lactamase production and alterations in penicillin-binding proteins have no effect on levofloxacin activity. Conversely, microorganisms resistant to fluoroquinolones may be susceptible to other classes of antimicrobial agents.

Pharmacodynamics

Studies Measuring Effects on QT and Corrected QT (QTc) Intervals

Two studies have been conducted to assess specifically the effect of levofloxacin on QT and corrected QT (QTc) intervals in healthy adult volunteers. In a dose escalation study (n=48) where the effect on average QTc, after single doses of 500, 1000, and 1500 mg of levofloxacin, was measured between the baseline QTc (calculated as the average QTc measured 24, 20,

16 hours and immediately before treatment) and the average post-dose QTc interval (calculated from measurements taken every half hour for two hours and at 4, 8, 12 and 24 hours after treatment), an effect on the average QTc (Bazett) was -1.84, 1.55 and 6.40 msec, respectively. In a study which compared the effect of 3 antimicrobials (n=48) where the difference was measured between the baseline QTc (calculated as the average QTc measured 24, 20, 16 hours and immediately before treatment) and the average post-dose QTc interval (calculated from measurements taken every half hour for four hours and at 8, 12 and 24 hours after treatment), an effect on the average QTc was an increase of 3.58 msec after the 1000 mg dose of levofloxacin. The mean increase compared to baseline of QTc at C_{max} in these two trials was 7.82 msec and 5.32 msec after a single 1000 mg dose. In these trials, no effect on QT intervals compared to placebo was evident at any of the doses studied. The clinical relevance of the results of these studies is not known (see DETAILED PHARMACOLOGY, Human Pharmacology, Studies Measuring the Effects on QT and Corrected QT (QTc) Intervals).

Pharmacokinetics

The mean (\pm SD) pharmacokinetic parameters of levofloxacin determined under single and

steady-state conditions following oral (PO) or intravenous (IV) doses of levofloxacin are summarized in Table 1.5.

Table 1.5: Summary of Pharmacokinetic Parameters (mean ± SD)

Regimen	N	Cmax (mcg/mL)	Tmax (h)	AUC ^l (mcg·h/mL)	CL/F (mL/min)	Vd/F (L)	t _½ (h)	Cl _r (mL/min)
Single dose								
250 mg PO ^a	15	2.8 ± 0.4	1.6 ± 1.0	27.2 ± 3.9	156 ± 20	ND	7.3 ± 0.9	142 ± 21
500 mg PO ^{a†}	23	5.1 ± 0.8	1.3 ± 0.6	47.9 ± 6.8	178 ± 28	ND	6.3 ± 0.6	103 ± 30
500 mg IV ^a	23	6.2 ± 1.0	1.0 ± 0.1	48.3 ± 5.4	175 ± 20	90 ± 11	6.4 ± 0.7	112 ± 25
750 mg PO ^{cc}	10	7.1 ± 1.4	1.9 ± 0.7	82.2 ± 14.3	157 ± 28	90 ± 14	7.7 ± 1.3	118 ± 28
750 mg IV ^c	4	7.99 ± 1.2 ^b	ND	74.4 ± 8.0	170 ± 19	97.0 ± 14.8	7.5 ± 1.9	ND
Multiple dose								
500 mg q24h	10	5.7 ± 1.4	1.1 ± 0.4	47.5 ± 6.7 ^x	175 ± 25	102 ± 22	7.6 ± 1.6	116 ± 31
PO ^a 500 mg	10	6.4 ± 0.8	ND	54.6 ± 11.1 ^x	158 ± 29	91 ± 12	7.0 ± 0.8	99 ± 28
q24h IV ^a	272	8.7 ± 4.0 ⁱ	ND	72.5	154 ± 72	111 ± 58	ND	ND
500 mg or 250 mg q24h IV patients with bacterial infections ^d	10	8.6 ± 1.9	1.4 ± 0.5	±	143 ± 29	100 ± 16	8.8 ± 1.5	116 ± 28
750 mg q24h PO ^{cc}	4	7.92 ± 0.91 ^b	ND	51.2 ^{i,x}	172 ± 2	111 ± 12	8.1 ± 2.1	ND
750 mg q24h IV ^c				90.7 ± 17.6				
500 mg PO single dose, effects of gender and age:								
male ^e	12	5.5 ± 1.1	1.2 ± 0.4	54.4 ± 18.9	166 ± 44	89 ± 13	7.5 ± 2.1	126 ± 38
female	12	7.0 ± 1.6	1.7 ± 0.5	67.7 ± 24.2	136 ± 44	62 ± 16	6.1 ± 0.8	106 ± 40
^f	12	5.5 ± 1.0	1.5 ± 0.6	47.5 ± 9.8	182 ± 35	83 ± 18	6.0 ± 0.9	140 ± 33
young ^g	12	7.0 ± 1.6	1.4 ± 0.5	74.7 ± 23.3	121 ± 33	67 ± 19	7.6 ± 2.0	91 ± 29
500 mg PO single dose, patients with renal insufficiency:								
Cl _{Cr} 50-80 mL/min	3	7.5 ± 1.8	1.5 ± 0.5	95.6 ± 11.8	88 ± 10	ND	9.1 ± 0.9	57 ± 8
Cl _{Cr} 20-49 mL/min	8	7.1 ± 3.1	2.1 ± 1.3	182.1 ± 62.6	51 ± 19	ND	27 ± 10	26 ± 13
Cl _{Cr} 20-49 mL/min	6	8.2 ± 2.6	1.1 ± 1.0	263.5 ± 72.5	33 ± 8	ND	35 ± 5	13 ± 3
Cl _{Cr} < 20 mL/min	4	5.7 ± 1.0	2.8 ± 2.2	ND	ND	ND	76 ± 42	ND
Cl _{Cr} < 20 mL/min	4	6.9 ± 2.3	1.4 ± 1.1	ND	ND	ND	51 ± 24	ND
750 mg IV single dose and multiple dose, patients with renal insufficiency:								
Single dose - Cl _{Cr} 50-80 mL/min ^k	8	13.3 ± 3.6	ND	128 ± 37	104 ± 25	62.7 ± 15.1	7.5 ± 1.5	ND
Multiple q24h dose - Cl _{Cr} 50-80	8	14.3 ± 3.2	ND	145 ± 36	103 ± 20	64.2 ± 16.9	7.8 ± 2.0	ND

^a healthy males 18-53 years of age;

^b 60 min infusion for 250 mg and 500 mg doses, 90 min infusion for 750 mg dose;

^c healthy male subjects 32-46 years of age;

^{cc} healthy male subjects 19-51 years of age;

^d including 500 mg q48h for 8 patients with moderate renal impairment (Cl_{Cr}20-50 mL/min) and infections of the respiratory tract or skin;

^e healthy males 22-75 years of age;

^f healthy females 18-80 years of age;

^g young healthy male and female subjects 18-36 years of age;

^h healthy elderly male and female subjects 66-80 years of age;

ⁱ dose-normalized values (to 500 mg dose), estimated by population pharmacokinetic modelling;

^l AUC for 0-∞ reported, unless otherwise specified;

^k male and female subjects 34-54 years of age;

^x AUC_{0-24 h};

* Absolute bioavailability; F = 0.99 ± 0.08 from a 500 mg tablet and F = 0.99 ± 0.06 from a 750 mg tablet.

ND = Not Determined

Absorption: Levofloxacin is rapidly and essentially completely absorbed after oral administration. Peak plasma concentrations are usually attained 1 to 2 hours after oral dosing. The absolute bioavailability of a 500 mg tablet and a 750 mg tablet of levofloxacin is approximately 99% in both cases, demonstrating complete oral absorption of levofloxacin. Levofloxacin pharmacokinetics are linear and predictable after single and multiple oral dosing regimens. Steady-state conditions are reached within 48 hours following a 500 mg or 750 mg once-daily dosage regimen. The peak and trough plasma concentrations attained following multiple once-daily oral dosage regimens were approximately 5.7 mcg/mL and 0.5 mcg/mL after the 500 mg doses, and 8.6 mcg/mL and 1.1 mcg/mL after the 750 mg doses, respectively.

There was no clinically significant effect of food on the extent of absorption of levofloxacin. Oral administration with food slightly prolongs the time to peak concentration by approximately 1 hour, and slightly decreases the peak concentration by approximately 14%. Therefore, levofloxacin can be administered without regard to food.

Distribution: The mean volume of distribution of levofloxacin generally ranges from 74 to 112 L after single and multiple 500 mg or 750 mg doses, indicating widespread distribution into body tissues. Levofloxacin reaches its peak levels in skin tissues (11.7 mcg/g for a 750 mg dose) and in blister fluid (4.33 mcg/g for a 500 mg dose) at approximately 3-4 hours after dosing. The skin tissue biopsy to plasma AUC ratio is approximately 2. The blister fluid to plasma AUC ratio is approximately 1, following multiple once-daily oral administration of 750 mg and 500 mg levofloxacin to healthy subjects, respectively. Levofloxacin also penetrates into lung tissues. Lung tissue concentrations were generally 2- to 5-fold higher than plasma concentrations, and ranged from approximately 2.4 to 11.3 mcg/g over a 24-hour period after a single 500 mg oral dose.

Levofloxacin is 24 to 38% bound to serum proteins across all species studied. Levofloxacin binding to serum proteins is independent of the drug concentration.

Metabolism: Levofloxacin is stereochemically stable in plasma and urine, and does not invert metabolically to its enantiomer, D-ofloxacin. Levofloxacin undergoes limited metabolism in humans, and is primarily excreted as unchanged drug (87%) in the urine within 48 hours.

Excretion: The major route of elimination of levofloxacin in humans is as unchanged drug in the urine. The mean terminal plasma elimination half-life of levofloxacin ranges from approximately 6 to 8 hours following single or multiple doses of levofloxacin given orally or intravenously.

Special Populations and Conditions

Pediatrics: The pharmacokinetics of levofloxacin in pediatric patients have not been studied.

Geriatrics: There are no significant differences in levofloxacin pharmacokinetics between young and elderly subjects when the subjects' differences in creatinine clearance are taken into consideration. Drug absorption appears to be unaffected by age. Levofloxacin dose adjustment based on age alone is not necessary.

Gender: There are no significant differences in levofloxacin pharmacokinetics between male and female subjects when the differences in creatinine clearance are taken into consideration.

Dose adjustment based on gender alone is not necessary.

Race: The apparent total body clearance and apparent volume of distribution were not affected by race in a covariate analysis performed on data from 72 subjects.

Hepatic Insufficiency: Pharmacokinetic studies in hepatically impaired patients have not been conducted. Due to the limited extent of levofloxacin metabolism, the pharmacokinetics of levofloxacin are not expected to be affected by hepatic impairment.

Renal Insufficiency: Pharmacokinetic parameters of levofloxacin following oral or intravenous doses of levofloxacin in patients with impaired renal function (creatinine clearance \leq 80 mL/min) are presented in Table 1.5. Clearance of levofloxacin is reduced and plasma elimination half-life is prolonged in this patient population. Dosage adjustment may be required in such patients to avoid accumulation.

A dosage reduction is being recommended depending on the levels of renal insufficiency. Dosing recommendations are based on pharmacokinetic modelling of data collected from a clinical safety and pharmacokinetic study in renally impaired patients treated with a single 500 mg oral dose of levofloxacin (see WARNINGS AND PRECAUTIONS, Renal, and DOSAGE AND ADMINISTRATION, Recommended Dose and Dosage Adjustment, Patients with Impaired Renal Function).

Neither hemodialysis nor continuous ambulatory peritoneal dialysis (CAPD) is effective in removal of levofloxacin from the body, indicating supplemental doses of levofloxacin are not required following hemodialysis or CAPD.

Bacterial Infection: The pharmacokinetics of levofloxacin in patients with community-acquired bacterial infections are comparable to those observed in healthy subjects.

STORAGE AND STABILITY

JAMP Levofloxacin tablets should be stored at controlled room temperature between 15°C and 30°C in well closed containers. Protect from moisture.

DOSAGE FORMS, COMPOSITION AND PACKAGING

Dosage Form

JAMP Levofloxacin 250 mg film coated tablets, containing 250 mg of levofloxacin (as levofloxacin hemihydrate), are pink colored, capsule shaped, biconvex tablets debossed with '250' on one side and "JP" on the other side.

JAMP Levofloxacin 500 mg film coated tablets, containing 500 mg of levofloxacin (as levofloxacin hemihydrate), are peach colored, capsule shaped, biconvex tablets debossed with '500' on one side and "JP" on the other side.

JAMP Levofloxacin 750 mg film coated tablets, containing 750 mg of levofloxacin (as levofloxacin hemihydrate), are white colored, capsule shaped, biconvex tablets debossed with '750' on one side and "JP" on the other side.

Packaging

JAMP Levofloxacin tablets 250 mg, 500 mg and 750 mg are available in bottles of 50 and 100 tablets.

Composition

JAMP Levofloxacin film-coated tablets contains the following nonmedicinal ingredients: microcrystalline cellulose, crospovidone, hypromellose, magnesium stearate ferric oxide yellow (500 mg strengths only), ferric oxide red (250 mg and 500 mg strengths only), polysorbate 80, polyethylene glycol and titanium dioxide.

PART II: SCIENTIFIC INFORMATION

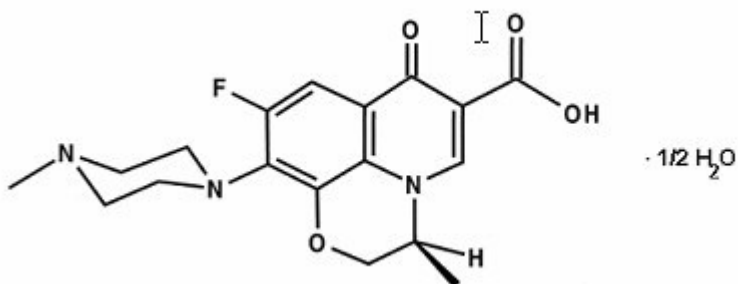
PHARMACEUTICAL INFORMATION

Drug Substance

Proper Name: Levofloxacin Hemihydrate

Chemical Name: (S)-9-fluoro-2,3-dihydro-3-methyl-10-(4-methyl-1-piperazinyl)-7-oxo-7H-pyrido[1,2,3-de]-1,4-benzoxazine-6-carboxylic acid hemihydrate

Structural Formula:



Molecular Mass: 370.4 g/mol (levofloxacin hemihydrate)

Molecular Formula: $\text{C}_{18}\text{H}_{20}\text{FN}_3\text{O}_4 \cdot \frac{1}{2} \text{H}_2\text{O}$

Physicochemical Properties: Light yellowish powder, odourless.

Solubility: Sparingly soluble in water and in methanol.

Solubility of Levofloxacin in water depends on pH

(PDR):
-pH 2-5, solubility 100 mg/ml
-pH 5.8, solubility 272 mg/ml
-pH 7.0 and more, solubility 30-50 mg/ml

pKa: pKa1: 6.0
pKa2: 8.2 (4, 5, 6)

Partition Coefficient: log P: - 0.4 (3)

CLINICAL TRIALS

Comparative Bioavailability Study

A double blind, balanced, randomized, two-treatment, two-sequence, two-period, crossover, single dose oral bioequivalence study comparing JAMP Levofloxacin Tablets, 750 mg (JAMP Pharma Corporation) to PrSandoz Levofloxacin Tablets, 750 mg (Sandoz Canada Inc.) was conducted in 24 healthy adult human male subjects under fasting conditions. A summary of the comparative bioavailability data from the 23 subjects who completed the study is presented in following table:

SUMMARY TABLE OF THE COMPARATIVE BIOAVAILABILITY DATA

Levofloxacin (1 x 750 mg) From measured data				
Geometric Mean** Arithmetic Mean (%CV)				
Parameter	TEST*	REFERENCE†	% Ratio of Geometric Means	90% Confidence Interval
AUC _T (hr*ng/mL)	106338.35 107575.36 (16.45)	104924.05 105937.39 (14.71)	101.3	99.2 -103.5
AUC _i (hr*ng/mL)	108438.17 109817.96 (17.33)	106953.22 108071.39 (15.38)	101.4	99.2 -103.6
C _{max} (ng/mL)	9864.26 10141.60 (26.58)	9685.72 9854.86 (20.83)	101.8	95.0 -109.2
§T _{max} (hr)	1.50 (0.50-3.00)	0.75 (0.50-2.67)		
@t _{1/2} (hr)	8.19 (13.76)	8.22 (12.48)		

** Expressed as geometric least square mean.

* JAMP Levofloxacin Tablets, 750 mg (JAMP Pharma Corporation).

† PrSandoz® Levofloxacin Tablets, 750 mg (Sandoz Canada Inc.) were purchased in Canada

§ Expressed as the median (range) only.

@ Expressed as the arithmetic mean (%CV) only

Acute Sinusitis

Study demographics and trial design

Table 2.1 - Summary of patient demographics for clinical trials in Acute Sinusitis

Study #	Trial design	Dosage, route of administration and duration	Study subjects (n = number) ^a	Mean age (Range)	Gender Male/female
CAPSS-232	Double-blind, randomized, prospective, multicentre	oral levofloxacin 750 mg once daily for 5 days	n=389 ^b	41.7 (18-86)	152/237
		oral levofloxacin 500 mg once daily for 10 days	n=391 ^b	42.2 (18-85)	173/218
M92-040	Randomized, open-label, active-controlled	oral levofloxacin 500 mg once daily for 10-14 days	n=306	39.2 (18-85)	115/191
		oral amoxicillin 500 mg/clavulanate 125 mg three times daily for 10-14 days	n=309	38.6 (18-84)	110/199

N93-006	Open-label, non-comparative	oral levofloxacin 500 mg once daily for 10-14 days	n=329	41.6 (18-89)	137/192
---------	-----------------------------	--	-------	--------------	---------

^a Subjects enrolled and randomized to treatment

^b 780 outpatient adults with clinically and radiologically determined acute maxillary sinusitis (ITT population)

Study Results

5 Day Treatment Regimen

Table 2.2 - Results of study CAPSS-232 in Acute Sinusitis

Endpoints	Levofloxacin n/N (%)	Comparator n/N (%)	95% Confidence Interval ^c
Clinical Success Rate ^{a,b}	81/90 (90.0) (45.6% cured; 44.4% improved)	89/95 (93.7) (55.8% cured; 37.9% improved)	(-4.8, 12.1)
Microbiologic Eradication Rate ^d	140/152 (92.1)	133/149 (89.3)	(-9.7, 4.1)

^a Test-of-Cure visit 17 to 22 days after first dose of active study drug (7-12 days after last dose for 500 mg arm, 12-17 days after last dose for 750 mg arm) in microbiologically clinically evaluable population (subset of 462 patients where sinus samples were taken by sinus puncture)

^b Clinical success was defined as complete (cured) or partial (improved) resolution of pre-treatment signs and symptoms of ABS to such extent that no further antibiotic treatment was deemed necessary

^c Two-sided 95% CIs (with continuity correction) around the difference in response rates

^d Microbiologically evaluable population

Table 2.3 - Clinical Success Rates^a for Microbiologically Evaluable Population^b (CAPSS-232)

Pathogen	Levofloxacin 750 mg x 5 days n/N (%)	Comparator n/N (%)
<i>Streptococcus pneumoniae</i>	25/27 (92.6)	26/27 (96.3)
<i>Haemophilus influenzae</i>	19/21 (90.5)	25/27 (92.6)
<i>Moraxella catarrhalis</i>	10/11 (90.9)	13/13 (100.0)

^a Eradication rate for the three pathogens was the same as clinical success rate because microbiological success was presumed based on clinical success

^b Subset of 462 patients where sinus samples were taken by sinus puncture

10-14 Day Treatment Regimen

Table 2.4 – Clinical Success^a in Pivotal Acute Sinusitis Studies – Clinically Evaluable Subjects

Study Number	Levofloxacin n/N (%)	Comparator n/N (%)	95% Confidence Interval
M92-040	236/267 (88.4)	234/268 (87.3)	(-6.8, 4.6)
N93-006	265/300 (88.3)	N/A	N/A

^a cured plus improved

Table 2.5 – Microbiologic Eradication in Pivotal Acute Sinusitis Studies – Microbiologically Evaluable Subjects

Study Number	Levofloxacin n/N (%)	Comparator n/N (%)	95% Confidence Interval
M92-040	N/A	N/A	N/A
N93-006	127/138 (92.0)	N/A	N/A

Table 2.6 - Microbiologic Eradication Rates by Pathogen for Microbiologically Evaluable Population (N93-006)

Pathogen	Levofloxacin n/N (%)
<i>Haemophilus influenzae</i>	35/36 (97.2)
<i>Streptococcus pneumoniae</i>	32/32 (100.0)
<i>Staphylococcus aureus</i>	31/33 (93.9)
<i>Moraxella (Branhamella) catarrhalis</i>	14/15 (93.3)

Community Acquired Pneumonia

Study demographics and trial design

Table 2.7 - Summary of patient demographics for clinical trials in Community Acquired Pneumonia

Study #	Trial design	Dosage, route of administration and	Study subjects (n)	Mean age	Gender Male/femal
CAPSS-150	Double-blind, randomized, prospective,	oral or IV levofloxacin 750 mg once daily for 5 days	n=256 ^b	53.1 (18-86)	148/108
		oral or IV levofloxacin 500 mg once daily for 10 days	n=272 ^b	55.3 (18-89)	162/110
K90-071	Open-label, randomized, active-controlled	levofloxacin oral 488 mg or IV 500 mg once daily for 7-14 days	n=295	49.0 (18-87)	162/133
		oral cefuroxime axetil 500 mg twice daily or IV ceftriaxone sodium 1 to 2 g once daily or in equally divided doses given twice	n=295	50.3 (18-96)	163/132
M92-075	Open-label, non-comparativ	oral or IV levofloxacin 500 mg once daily for 7-14 days	n=264	51.9 (18-93)	146/118

^a Subjects enrolled and randomized to treatment

^b 528 outpatient and hospitalized adults with clinically and radiologically determined mild to severe community- acquired pneumonia

Study Results

5 Day Treatment Regimen

Table 2.8 - Results of study CAPSS-150 in Community Acquired Pneumonia

Endpoints	Levofloxacin 750 mg once daily for 5 days n/N (%)	Comparator n/N (%)	95% Confidence Interval ^c
Clinical Success Rate ^{a,b}	183/198 (92.4)	175/192 (91.1)	(-7.0, 4.4)
Microbiologic Eradication Rate ^d	96/103 (93.2)	85/92 (92.4)	(-8.6, 7.0)

^a 7-14 days after last dose of active study medication for clinically evaluable population

^b success rates include the clinical response category of cured and improved

^c two-sided 95% CIs (with continuity correction) around the difference in response rates

^d 7-14 days after last dose of active study medication for microbiologically evaluable population

In the clinically evaluable population (31-38 days after enrollment) pneumonia was observed in 7 out of 151 patients in the levofloxacin 750 mg group and 2 out of 147 patients in the levofloxacin 500 mg group. Given the small numbers observed, the significance of this finding cannot be determined statistically.

Table 2.9 - Microbiologic Eradication Rates by Pathogen for Microbiologically Evaluable Population (5-day regimen)

Pathogen	Levofloxacin 750 mg n/N (%)
Penicillin susceptible <i>S. pneumoniae</i>	19/22 (86.4)
<i>Haemophilus influenzae</i>	12/13 (92.3)
<i>Haemophilus parainfluenzae</i>	12/12 (100.0)
<i>Mycoplasma pneumoniae</i>	32/34 (94.1)
<i>Chlamydia pneumoniae</i>	20/22 (90.9)
<i>Legionella pneumophila</i>	12/12 (100.0)

7 to 14 Day Treatment Regimen

In three North American clinical studies, of 655 patients treated with levofloxacin for community-acquired pneumonia, 45 clinically and microbiologically evaluable patients were defined as severely ill by study criteria and met American Thoracic Society criteria for severe community-acquired pneumonia (American Thoracic Society, 1993). Clinical success (cure and improvement) was achieved in 98% of these 45 patients. Data on the treatment of patients with severe *Legionella pneumoniae* is limited to one patient.

Data on the treatment of community-acquired pneumonia due to penicillin-resistant *S. pneumoniae* is limited to 12 evaluable patients from the combined clinical trials database. Of these, 4 were considered to have been severe. All 12 patients achieved clinical success (see MICROBIOLOGY).

The following tables describe the results from the two pivotal trials for community-acquired pneumonia (7-14 day treatment regimen).

Table 2.10 – Clinical Success^a in Pivotal Community Acquired Pneumonia Studies – Clinically Evaluable Subjects

Study Number	Levofloxacin n/N (%)	Comparator n/N (%)	95% Confidence
K90-071	218/226 (96.5)	208/230 (90.4)	(-10.7, -1.3)
M92-075	222/234 (94.9)	N/A	N/A

^a cured plus improved

Table 2.11 – Microbiologic Eradication in Pivotal Community Acquired Pneumonia Studies - Microbiologically Evaluable Subjects

Study Number	Levofloxacin n/N (%)	Comparator n/N (%)	95% Confidence
K90-071	126/128 (98.4)	126/144 (87.5)	(-17.1, -4.7)
M92-075	155/163 (95.1)	N/A	N/A

Table 2.12 - Microbiologic Eradication Rates by Pathogen for Microbiologically Evaluable Population (K90-071)

Pathogen	Levofloxacin n/N (%)	Comparator n/N (%)
<i>Chlamydia pneumoniae</i>	46/47 (97.9)	49/53 (92.5)
<i>Streptococcus pneumoniae</i>	39/39 (100.0)	39/40 (97.5)
<i>Haemophilus influenzae</i>	30/30 (100.0)	19/24 (79.2)
<i>Mycoplasma pneumoniae</i>	19/19 (100.0)	22/22 (100.0)
<i>Staphylococcus aureus</i>	10/10 (100.0)	9/9 (100.0)
<i>Haemophilus parainfluenzae</i>	7/8 (87.5)	15/21 (71.4)
<i>Moraxella (Branhamella) catarrhalis</i>	7/7 (100.0)	6/7 (85.7)
<i>Legionella pneumophila</i>	5/5 (100.0)	3/4 (75.0)
<i>Klebsiella pneumonia</i>	3/3 (100.0)	8/8 (100.0)

Table 2.13 - Microbiologic Eradication Rates by Pathogen for Microbiologically Evaluable Population (M92-075)

Pathogen	Levofloxacin n/N (%)
<i>Chlamydia pneumoniae</i>	71/75 (94.7)
<i>Streptococcus pneumoniae</i>	43/44 (97.7)
<i>Haemophilus influenzae</i>	38/39 (97.4)
<i>Staphylococcus aureus</i>	10/12 (83.3)
<i>Moraxella (Branhamella) catarrhalis</i>	11/11 (100.0)
<i>Mycoplasma pneumoniae</i>	10/10 (100.0)
<i>Haemophilus parainfluenzae</i>	8/9 (88.9)
<i>Klebsiella pneumonia</i>	7/7 (100.0)
<i>Legionella pneumophila</i>	4/5 (80.0)

Acute Bacterial Exacerbation of Chronic Bronchitis

Study demographics and trial design

Table 2.14 - Summary of patient demographics for clinical trials in Acute Bacterial Exacerbation of Chronic Bronchitis

Study #	Trial design	Dosage, route of administration and duration	Study subjects (n=number)	Mean age (Range)	Gender male/female
CAPSS-197	Multicentre, randomized, blinded, non-inferiority	oral levofloxacin 750 mg once daily for 5 days	n=187 ^b	58 (18-91)	93/94
		oral amoxicillin 875 mg/clavulanate 125 mg twice daily for 10	n=182 ^b	59 (20-85)	88/94
K90-070	Open-label, randomized, active-	oral levofloxacin 488 mg once daily for 5-7 days	n=187	59.8 (21-89)	107/80
		oral cefaclor 250 mg three times daily for 7-	n=186	61.2 (19-89)	108/78
M92-024	Open-label, randomized, active-	oral levofloxacin 500 mg once daily for 5-7 days	n=248	51.7 (18-97)	124/124
		oral cefuroxime axetil 250 mg twice daily for 10 days	n=244	53.1 (18-87)	140/104

^a Subjects enrolled and randomized to treatment

^b From ITT population. Study subjects were characterized by FEV₁<50% predicted, or FEV₁ between 50% and 65% predicted, with ≥4 exacerbations in the preceding 12 months and/or the presence of significant co-morbidity. About half (48.2%) of the subjects were current smokers, with a mean pack-year history of 42.4

Study Results

5 Day Treatment Regimen

Table 2.15 - Results of Study CAPSS-197 in Acute Bacterial Exacerbation of Chronic Bronchitis

Endpoints	Levofloxacin 750 mg once daily for 5 days n/N (%)	Comparator n/N (%)	Difference ^c	95% Confidence Interval ^d
Clinical Success Rate ^a	Success ^b : 95/120 (79.2) Non-	Success ^b : 103/126 (81.7) Non- success:	2.6	(-7.8, 12.9)
Microbiologic Eradication	70/86 (81.4)	71/89 (79.8)	-1.6	(-13.9, 10.7)

^a 17 to 26 days after the first dose of study drug for clinical evaluable subjects

^b Success rates include the clinical response category of cured and improved

^c Difference in success rates

^d Two-sided 95% CIs (with continuity correction) around the difference (amoxicillin/clavulanate minus levofloxacin) in clinical success rates

^e Microbiologically evaluable population

Table 2.16 - Microbiologic Eradication Rates by Pathogen for Microbiologically Evaluable Population

Pathogen	Levofloxacin n n/N (%)	Comparator r n/N (%)
<i>Staphylococcus aureus</i>	4/5 (80.0)	3/5 (60.0)
<i>Streptococcus pneumoniae</i>	16/18 (88.9)	10/13 (76.9)
<i>Haemophilus influenzae</i>	25/30 (83.3)	20/20 (100.0)
<i>Haemophilus parainfluenzae</i>	18/20 (90.0)	15/18 (83.3)
<i>Moraxella catarrhalis</i>	10/12 (83.3)	16/19 (84.2)

7 Day Treatment Regimen

Table 2.17 – Clinical Success^a in Pivotal Acute Bacterial Exacerbation of Chronic Bronchitis Studies – Clinically Evaluable Subjects

Study Number	Levofloxacin n n/N (%)	Comparator r n/N (%)	95% Confidence
K90-070	141/154 (91.6%)	142/155 (91.6%)	(-6.5, 6.6)
M92-024	210/222 (94.6%)	212/229 (92.6%)	(-6.8, 2.7)

^a Cured plus improved

Table 2.18 – Microbiologic Eradication in Pivotal Acute Bacterial Exacerbation of Chronic Bronchitis Studies

– Microbiologically Evaluable Subjects

Study Number	Levofloxacin n n/N (%)	Comparator r n/N (%)	95% Confidence
K90-070	97/103 (94.2)	77/89 (86.5)	(-16.6, 1.3)
M92-024	129/134 (96.3)	137/147 (93.2)	(-8.6, 2.5)

Table 2.19 - Microbiologic Eradication Rates by Pathogen for Microbiologically Evaluable Population (K90-070)

Pathogen	Levofloxacin n n/N (%)	Comparator r n/N (%)
<i>Haemophilus influenzae</i>	21/21 (100.0)	17/24 (70.8)
<i>Moraxella (Branhamella) catarrhalis</i>	18/19 (94.7)	8/8 (100.0)
<i>Haemophilus parainfluenzae</i>	14/15 (93.3)	7/7 (100.0)
<i>Pseudomonas aeruginosa</i>	8/10 (80.0)	11/14 (78.6)

Pathogen	Levofloxacin n/N (%)	Comparator n/N (%)
<i>Streptococcus pneumoniae</i>	9/10 (90.0)	6/7 (85.7)
<i>Staphylococcus aureus</i>	8/9 (88.9)	2/3 (66.7)

Table 2.20 - Microbiologic Eradication Rates by Pathogen for Microbiologically Evaluable Population (M92-024)

Pathogen	Levofloxacin n/N (%)	Comparator n/N (%)
<i>Haemophilus influenzae</i>	42/44 (95.5)	29/31 (93.5)
<i>Haemophilus parainfluenzae</i>	27/27 (100.0)	30/32 (93.8)
<i>Moraxella (Branhamella) catarrhalis</i>	25/25 (100.0)	29/32 (90.6)
<i>Streptococcus pneumoniae</i>	14/16 (87.5)	10/10 (100.0)
<i>Staphylococcus aureus</i>	10/10 (100.0)	34/35 (97.1)
<i>Pseudomonas aeruginosa</i>	9/10 (90.0)	8/9 (88.9)

Nosocomial Pneumonia

Study demographics and trial design

Table 2.21 - Summary of patient demographics for clinical trials in Nosocomial Pneumonia

Study #	Trial design	Dosage, route of administration and duration	Study subjects (n = number) ^a	Mean age (Range)	Gender Male/female
CAPSS-117	Open-label, randomized, active-controlled multicentre	IV levofloxacin 750 mg once daily for ≥ 24 hours with switch to oral levofloxacin 750 mg once daily at investigator discretion (7-15 days total)	n=220	55.8 (19-93)	161/59
		IV imipenem/cilastatin 0.5-1 g q6-8h for ≥3 days with switch to oral ciprofloxacin 750 mg q12h at investigator	n=218	55.5 (18-93)	154/64

^a Subjects enrolled and randomized to treatment

Table 2.22 - Results of study CAPSS-117 in Nosocomial Pneumonia

Endpoints	Levofloxacin n/N (%)	Comparator n/N (%)	95% Confidence
Clinical Success Rate ^a	70/118 (59.3%)	70/112 (62.5%)	(-9.9, 16.2)
Microbiologic Eradication Rate ^b	62/93 (66.7%)	57/94 (60.6%)	(-20.3, 8.3)

^a Success includes Cured and Improved; clinically evaluable population

^b overall microbiologic eradication rates by subject for microbiologically evaluable population

Table 2.23 - Microbiologic Eradication Rates by Pathogen for Microbiologically Evaluable Population (CAPSS-117)

Pathogen	Levofloxacin n/N (%)	Comparator n/N (%)
<i>Staphylococcus aureus</i>	14/21 (66.7)	13/19 (68.4)
<i>Pseudomonas aeruginosa</i>	10/17 (58.8)	5/17 (29.4)
<i>Haemophilus influenzae</i>	13/16 (81.3)	14/15 (93.3)
<i>Escherichia coli</i>	10/12 (83.3)	7/11 (63.6)

Pathogen	Levofloxacin n/N (%)	Comparator n/N (%)
<i>Klebsiella pneumoniae</i>	9/11 (81.8)	6/7 (85.7)
<i>Serratia marcescenes</i>	9/11 (81.8)	2/7 (28.6)
<i>Streptococcus pneumoniae</i>	3/4 (75.0)	5/7 (71.4)

Uncomplicated Skin and Skin Structure Infections

Study demographics and trial design

Table 2.24 - Summary of patient demographics for clinical trials in Uncomplicated Skin and Skin Structure Infections

Study #	Trial design	Dosage, route of administration and duration	Study subjects (n=number)	Mean age (Range)	Gender male/female
K90-075	Open-label, randomized, active-	oral levofloxacin 488 mg once daily for 7-10 days	n=231	42.8 (15-85)	124/107
		oral ciprofloxacin HCl 500 mg twice daily for 7-10	n=238	45.2 (18-88)	118/120
L91-031	Double-blind, randomized, active-	oral levofloxacin 500 mg once daily for 7 days	n=136	43.0 (16-79)	67/69
		oral ciprofloxacin HCl 500 mg twice daily for 10 days	n=136	44.3 (15-81)	78/58

^a Subjects enrolled and randomized to treatment

Study Results

Table 2.25 – Clinical Success^a in Pivotal Uncomplicated Skin and Skin Structure Infection Studies – Clinically Evaluable Subjects

Study Number	Levofloxacin n/N (%)	Comparator n/N (%)	95% Confidence Interval
K90-075	178/182 (97.8)	182/193 (94.3)	(-7.7, 0.7)
L91-031	124/129 (96.1)	116/124 (93.5)	(-8.4, 3.3)

^a cured plus improved

Table 2.26 – Microbiologic Eradication in Pivotal Uncomplicated Skin and Skin Structure Infection Studies – Microbiologically Evaluable Subjects

Study Number	Levofloxacin n/N (%)	Comparator n/N (%)	95% Confidence Interval
K90-075	153/157 (97.5)	135/152 (88.8)	(-14.5, -2.7)
L91-031	93/100 (93.0)	87/97 (89.7)	(-11.7, 5.1)

Table 2.27 - Microbiologic Eradication Rates by Pathogen for Microbiologically Evaluable Population (K90- 075)

Pathogen	Levofloxacin n/N	Comparator n/N (%)
<i>Staphylococcus aureus</i>	87/87 (100.0)	76/87 (87.4)
<i>Streptococcus pyogenes</i>	14/14 (100.0)	18/20 (90.0)
<i>Pseudomonas aeruginosa</i>	7/8 (87.5)	10/10 (100.0)

Table 2.28 - Microbiologic Eradication Rates by Pathogen for Microbiologically Evaluable Population (L91-031)

Pathogen	Levofloxacin n/N	Comparator n/N (%)
<i>Staphylococcus aureus</i>	66/70 (94.3)	70/75 (93.3)
<i>Streptococcus pyogenes</i>	17/18 (94.4)	12/13 (92.3)
<i>Pseudomonas aeruginosa</i>	5/5 (100.0)	5/5 (100.0)

Complicated Skin and Skin Structure Infections

Study demographics and trial design

Table 2.29 - Summary of patient demographics for clinical trial in Complicated Skin and Skin Structure Infections

Study #	Trial design	Dosage, route of administration and duration	Study subjects (n=number)	Mean age (Range)	Gender male/female
LOFBIV-SSS-040	Multicentre, open-label, randomized, comparative	oral or IV levofloxacin 750 mg once daily for 7-	n=200	51.9 (18-90)	126/74
		IV ticarcillin/clavulanate 3.1 g every 4-6 hours alone or followed by amoxicillin/clavulanate 875 mg twice daily (7-14 days total)	n=199	49.8 (18-90)	117/82

^a Subjects enrolled and randomized to treatment

Table 2.30 - Results of study LOFBIV-SSS-040 in Complicated Skin and Skin Structure Infections

Endpoints	Levofloxacin n/N (%)	Comparator n/N (%)	95% Confidence
Clinical Success Rate ^a	116/138 (84.1)	106/132 (80.3)	(-13.3, 5.8)
Microbiologic Eradication Rate ^b	82/98 (83.7)	70/98 (71.4)	(-24.3, -0.2)

^a Success includes Cured and Improved; clinically evaluable population

^b overall microbiologic eradication rates by subject for microbiologically evaluable population

Table 2.31 - Microbiologic Eradication Rates by Pathogen for Microbiologically Evaluable Population (LOFBIV-SSS-040)

Pathogen	Levofloxacin n/N (%)	Comparator n/N (%)
<i>Staphylococcus aureus</i>	50/56 (89.3)	35/49 (71.4)
<i>Streptococcus faecalis</i>	8/10 (80.0)	6/11 (54.5)
<i>Streptococcus pyogenes</i>	5/6 (83.3)	6/7 (85.7)
<i>Proteus mirabilis</i>	9/10 (90.0)	7/12 (58.3)
<i>Streptococcus agalactiae</i>	9/12 (75.0)	9/13 (69.2)
<i>Pseudomonas aeruginosa</i>	4/7 (57.1)	5/6 (83.3)

Complicated Urinary Tract Infection and Acute Pyelonephritis
Study demographics and trial design

Table 2.32 - Summary of patient demographics for clinical trials in Complicated Urinary Tract Infection (cUTI) and Acute Pyelonephritis (AP)

Study #	Trial design	Dosage, route of administration and duration	Study subjects (n=number) ^a	Mean age (Range)	Gender male/female
CAPSS-349	Multicentre, randomized, double-blind	IV levofloxacin 750 mg and/or oral levofloxacin 750 mg once daily for 5 days	n=537 ^b	54.0 (18-94)	207/330
		IV ciprofloxacin 400 mg and/or oral ciprofloxacin 500 mg twice daily for 10 days	n=556 ^b	54.4 (18-93)	220/336
L91-058	Double-blind, randomized, active-controlled	oral levofloxacin 250 mg once daily for 10	n=285	51.7 (18-95)	117/168
		oral ciprofloxacin 500 mg twice daily for 10 days	n=282	49.7 (18-93)	112/170
L91-059	Open-label, randomized, active-controlled	oral levofloxacin 250 mg once daily for 7-10	n=326	62.5 (19-92)	124/202
		oral lomefloxacin HCl 400 mg once-daily for 14 days	n=324	59.9 (18-91)	105/219

^a Subjects enrolled and randomized to treatment

^b Intent-to-treat population. Patients with AP complicated by underlying renal diseases or conditions such as complete obstruction, surgery, transplantation, concurrent infection or congenital malformation were excluded.

Study results

5 Day Treatment Regimen

Table 2.33 – Clinical Success^a in Complicated Urinary Tract Infection (cUTI) and Acute Pyelonephritis (AP)

– Microbiologically Evaluable Subjects

Study Number	Levofloxacin n/N (%)	Comparator n/N (%)	95% Confidence Interval ^b
CAPSS-349	229/265 (86.4)	213/241 (88.4)	(-3.8, 7.7)

^a Clinical success includes subjects who were cured or improved at the Posttherapy Visit

^b Two-sided 95% confidence interval around the difference (comparator minus levofloxacin)

Table 2.34 - Results of Study CAPSS-349 in Complicated Urinary Tract Infection (cUTI) and Acute Pyelonephritis (AP)

Primary Endpoint [†]	Diagnosis	Levofloxacin 750 mg once daily	Comparator	Difference ^f	95% Confidence Interval ^g	
Microbiologic Eradication ^a	MITT Population^{b,c}					
		Overall (cUTI or AP)	240/317 (75.7)	229/302 (75.8)	0.1 (-6.6, 6.9)	
		cUTI	162/223 (72.6)	151/204 (74.0)	1.4 (-7.0, 9.8)	
		AP	78/94 (83.0)	78/98 (79.6)	-3.4 (-14.4, 7.6)	
		Microbiologically Evaluable Population^{d,e}				
		Overall (cUTI or AP)	228/265 (86.0%)	215/241 (89.2%)	3.2 (-2.5, 8.9)	
		AP	74/80 (92.5%)	71/76 (93.4%)	0.9 (-7.1, 8.9)	

^a At posttherapy visit (10-14 days after last active dose of levofloxacin and 5-9 days after last active dose of ciprofloxacin)

- ^b The mITT population included patients who had a clinical diagnosis of AP or cUTI and who had a positive ($\geq 10^5$ CFU/mL) urine culture with no more than 2 uropathogens at Study Entry.
- ^c In the mITT population there were a limited number of patients treated with IV therapy (levofloxacin-8, comparator-9), with catheters (levofloxacin-4, comparator-5) and with bacteremia (levofloxacin-13, comparator- 12). ^dThe microbiologically evaluable population included patients with a confirmed diagnosis of cUTI or AP according to the protocol-specified inclusion criteria and with a known uropathogen with adequate growth ($\geq 10^5$ CFU/mL) who met all other microbiologic evaluability criteria
- ^e In the microbiologically evaluable population there were a limited number of patients treated with IV therapy (levofloxacin-4, comparator-3), with catheters (levofloxacin-3, comparator-3) and with bacteremia (levofloxacin- 10, comparator-8)
- ^f Difference in eradication rates (comparator minus levofloxacin)
- ^g Two-sided 95% confidence interval around the difference (comparator minus levofloxacin) in microbiologic eradication rates.

Table 2.35 - Microbiologic Eradication Rates by Pathogen at Posttherapy Visit

Pathogen	Levofloxacin 750 mg x 5 days n/N (%)			Comparator n/N (%)		
mITT Population						
	Overall	AP	cUTI	Overall	AP	cUTI
<i>Escherichia coli</i>	165/206	67/81	98/125	158/216	70/89	88/127
<i>Klebsiella pneumoniae</i>	21/29 (72.4)		19/26 (73.1)	26/29 (89.7)		22/25 (88.0)
<i>Proteus mirabilis</i>	13/13 (100.0)		10/10 (100.0)	6/7 (85.7)		6/7 (85.7)
<i>Escherichia coli</i> with Bacteremia		7/12 (58.3)			8/12 (66.7)	
Microbiologically Evaluable Population						
	Overall	AP	cUTI	Overall	AP	cUTI
<i>Escherichia coli</i>	155/172 (90.1)	63/69 (91.3)	92/103 (89.3)	148/168 (88.1)	63/67 (94.0)	85/101 (84.2)
<i>Klebsiella pneumoniae</i>	20/23 (87.0)		18/21 (85.7)	24/26 (92.3)		21/23 (91.3)
<i>Proteus mirabilis</i>	12/12 (100.0)		9/9 (100.0)	6/6 (100.0)		6/6 (100.0)
<i>Escherichia coli</i> with Bacteremia		6/9 (66.7)			7/8 (87.5)	

Table 2.36 - Relapse Rates at Post-Study Visit^a

	Levofloxacin 750 mg x 5 days n/N (%)	Comparator n/N (%)
mITT Population		
Overall (cUTI or AP)	13/207 (6.3)	11/204 (5.4)
cUTI	8/136 (5.9)	10/139 (7.2)
AP	5/71 (7.0)	1/65 (1.5)
Microbiologically Evaluable Population		
Overall (cUTI or AP)	12/199 (6.0)	11/195 (5.6)
cUTI	7/131 (5.3)	10/135 (7.4)
AP	5/68 (7.4)	1/60 (1.7)

^a 33-40 days after the last active dose of levofloxacin and 28-35 days after the last active dose of ciprofloxacin

10 Day Treatment Regimen

Table 2.37 – Clinical Success^a in Pivotal cUTI and AP Studies – Microbiologically Evaluable Subjects

Study Number	Levofloxacin n/N (%)	Comparator n/N (%)	95% Confidence Interval
L91-058	163/177 (92.1)	155/171 (90.6)	(-7.6, 4.7)
L91-059	195/209 (93.3)	183/204 (89.7)	(-9.2, 2.0)

^a cured plus improved

Table 2.38 – Microbiologic Eradication in Pivotal cUTI and AP Studies – Microbiologically Evaluable Subjects

Study Number	Levofloxacin n/N (%)	Comparator n/N (%)	95% Confidence Interval
L91-058	164/177 (92.7)	159/171 (93.0)	(-5.4, 6.0)
L91-059	198/209 (94.7)	189/204 (92.6)	(-7.0, 2.8)

Table 2.39 - Microbiologic Eradication Rates by Pathogen for Microbiologically Evaluable Population (L91-058)

Pathogen	Levofloxacin n/N (%)	Comparator n/N (%)
<i>Escherichia coli</i>	88/92 (95.7)	96/99 (97.0)
<i>Klebsiella pneumonia</i>	31/32 (96.9)	22/23 (95.7)
<i>Streptococcus faecalis</i>	8/9 (88.9)	6/11 (54.5)
<i>Proteus mirabilis</i>	13/14 (92.9)	5/5 (100.0)
<i>Pseudomonas aeruginosa</i>	7/12 (58.3)	7/7 (100.0)
<i>Enterobacter cloacae</i>	9/9 (100.0)	4/4 (100.0)

Table 2.40 - Microbiologic Eradication Rates by Pathogen for Microbiologically Evaluable Population (L91-059)

Pathogen	Levofloxacin n/N (%)	Comparator n/N (%)
<i>Escherichia coli</i>	118/119 (99.2)	116/118 (98.3)
<i>Klebsiella pneumonia</i>	29/31 (93.5)	23/25 (92.0)
<i>Proteus mirabilis</i>	11/11 (100.0)	9/9 (100.0)
<i>Streptococcus faecalis</i>	4/8 (50.0)	6/8 (75.0)
<i>Pseudomonas aeruginosa</i>	8/9 (88.9)	4/6 (66.7)
<i>Enterobacter cloacae</i>	6/7 (85.7)	4/6 (66.7)

Uncomplicated Urinary Tract Infections

Study demographics and trial design

Table 2.41 - Summary of patient demographics for clinical trials in Uncomplicated Urinary Tract Infections

Study #	Trial design	Dosage, route of administration and duration	Study subjects (n = number) ^a	Mean age (Range)	Gender Male/female
LOFBO - UTI-060	Double-blind, randomized, active-controlled, multi-centre	oral levofloxacin 250 mg once daily for 3	n=298	31.3 (18-57)	0/298
		oral ofloxacin 200 mg twice daily for 3 days	n=296	32.0 (18-71)	0/296

^a Subjects enrolled and randomized to treatment

Study Results

Table 2.42 - Results of study LOFBO-UTI-060 in Uncomplicated Urinary Tract Infections

Endpoints	Levofloxacin n/N (%)	Comparator n/N (%)	95% Confidence Interval
Clinical Success Rate ^a	154/157 (98.1)	160/165 (97.0)	(-4.8, 2.6)
Microbiologic Eradication Rate ^b	151/157 (96.2)	153/165 (92.7)	(-8.7, 1.8)

^a Success includes Cured and Improved; microbiologically evaluable population

^b Overall microbiologic eradication rates by subject for microbiologically evaluable population

Table 2.43 - Microbiologic Eradication Rates by Pathogen for Microbiologically Evaluable Population (LOFBO-UTI-060)

Pathogen	Levofloxacin n/N (%)	Comparator n/N (%)
<i>Escherichia coli</i>	125/127 (98.4)	131/138 (94.9)
<i>Klebsiella pneumoniae</i>	10/11 (90.9)	8/8 (100.0)
<i>Staphylococcus saprophyticus</i>	8/8 (100.0)	3/3 (100.0)
<i>Staphylococcus aureus</i>	5/5 (100.0)	3/3 (100.0)

Chronic Bacterial Prostatitis

Study demographics and trial design

Table 2.44 - Summary of patient demographics for clinical trials in Chronic Bacterial Prostatitis

Study #	Trial design	Dosage, route of administration and duration	Study subjects (n = number) ^a	Mean age (Range)	Gender Male/female
CAPSS-101	Double-blind, randomized, active-controlled, comparative	oral levofloxacin 500 mg once daily for 28	n=197	50.9 (18-81)	197/0
		oral ciprofloxacin 500 mg twice daily for 28 days	n=180	51.5 (19-83)	180/0

^a Subjects enrolled and randomized to treatment

Study Results

Table 2.45 - Results of study CAPSS-101 in Chronic Bacterial Prostatitis

Endpoints	Levofloxacin n/N (%)	Comparator n/N (%)	95% Confidence Interval
Clinical Success Rate ^a	122/170 (71.8)	107/151 (70.9)	(-11.15, 9.34)
Microbiologic Eradication Rate ^b	102/136 (75.0)	96/125 (76.8)	(-8.98, 12.58)

^a Success includes Cured and Improved; mITT

^b Overall microbiologic eradication rates by subject for microbiologically evaluable population

Table 2.46 - Microbiologic Eradication Rates by Pathogen for Microbiologically Evaluable Population (CAPSS-101)

Pathogen	Levofloxacin n/N (%)	Comparator n/N (%)
<i>Escherichia coli</i>	14/15 (93.3)	9/11 (81.8)
<i>Enterococcus faecalis</i>	39/54 (72.2)	34/45 (75.6)
<i>Staphylococcus epidermis</i>	20/24 (83.3)	26/29 (89.7)

DETAILED PHARMACOLOGY

Animal Pharmacology

Pharmacodynamics

A summary of the major findings obtained from animal pharmacology studies with levofloxacin is presented below:

Table 2.47 -Summary of Major Nonclinical Pharmacological Effects of Levofloxacin

System	Specie	Major Findings
Central Nervous System	mouse	≥600 mg/kg, PO, decreased spontaneous locomotor activity, CNS depression, decreased pinna reflex, decreased writhing response to acetic acid; increased incidences of strychnine-, pentylenetetrazol- and caffeine-induced convulsions;
	rat	≥200 mg/kg, IV, convulsions after rapid injection, decreased spontaneous motor activity, muscle tone, posture, body temperature; increased respiratory rate; prolonged hexobarbital sleep time
	rabbi	At 200 mg/kg, IV inhibition of conditioned-avoidance response; At 200 mg/kg, IP, increased spontaneous motor activity, lowered body posture, increased restlessness
	t cat	At 200 mg/kg, PO, decrease in body temperature
Autonomic Nervous	cat	≥6 mg/kg, IV, decreased spinal reflex; ≥30 mg/kg, IV, increased EEG awake stage, seizure discharges
Cardiopulmonary System	dog	At 20 mg/kg, IV, reduced contractile response of nictitating membrane to pre- and postganglionic stimulation; suppression of acetylcholine
Gastrointestinal System	mous	≥6 mg/kg, IV bolus, decreases in blood pressure, left ventricular pressure, respiration depth; ≤10 mg/kg, IV infusion, no effect on blood pressure; ≥20 mg/kg, IV infusion, decrease in blood pressure, decrease in cardiac output and stroke volume; increase in serum histamine concentrations
	e rat	At 200 mg/kg, IV, inhibition of gastric propulsion
Urinary Tract	rat	≥200 mg/kg, PO, decrease in gastric fluid volume, total acidity, pepsin output; increase in gastric fluid pH; at 600 mg/kg, decrease in gastric emptying; at 200 mg/kg, IV, decrease in gastric fluid volume, acid and pepsin output and gastric emptying; increase in gastric pH
Inflammation	rat	≥200 mg/kg, PO, decrease in urinary volume and electrolyte excretion; at 200 mg/kg, IV, decrease in urinary volume
Isolated Smooth Muscle	--	At 600 mg/kg, PO, inhibition of carrageenan-induced foot edema
		On dog mesenteric, renal, femoral, and basilar arteries, inhibition of norepinephrine-induced contractions ≥10 x 10 ⁻⁶ M; competitive inhibition of phenylephrine-induced contractions of rabbit thoracic artery

In mice, the CNS stimulatory effect of quinolones is enhanced by concomitant administration of non-steroidal anti-inflammatory drugs.

In vitro and *in vivo* studies in animals indicate that levofloxacin is neither an enzyme inducer nor inhibitor in the human therapeutic plasma concentration range; therefore, no drug metabolizing enzyme-related interactions with other drugs or agents are anticipated.

Human Pharmacology

Pharmacodynamics

Studies Measuring the Effects on QT and Corrected QT (QTc) Intervals

Two double-blind, placebo-controlled studies assessing the effect of levofloxacin on QTc intervals in healthy male and female volunteers 18-84 years of age were conducted. Each had a four-treatment crossover, single-dose study design. One study evaluated dose-response. The other was a comparative study that involved measuring the effects of doses of levofloxacin and two other fluoroquinolones. In this comparative study, subjects were given twice the doses of these antibiotics that are recommended for the treatment of otherwise healthy subjects with community-acquired pneumonia. In both trials, no effect on QT intervals compared to placebo was evident at any of the doses of levofloxacin studied (top panels of figure A and figure B).

Dose escalation study (Figure A): In this trial, the mean change in the average QTc interval (calculated from measurements taken every half hour for two hours and at 4, 8, 12 and 24 hours after treatment) from the baseline QTc (calculated as the average QTc measured 24, 20, 16 hours and immediately before treatment) was a decrease of 1.84 msec after treatment with 500 mg, an increase of 1.55 msec after treatment with 1000 mg of levofloxacin and an increase of 6.40 msec after treatment with 1500 mg. The change in QTc interval at C_{max} (calculated using the Bazett formula) after treatment with 500 mg of levofloxacin was not significantly different from that measured after treatment with placebo. In this trial, the mean change in the QTc (Bazett) at C_{max} from baseline QTc (calculated as the average QTc measured 24, 20, 16 hours and immediately before treatment) was -3.20 msec after treatment with 500 mg of levofloxacin, 7.82 msec after treatment with 1000 mg of levofloxacin and 10.58 msec after treatment with 1500 mg of levofloxacin.

Comparative, placebo-controlled study (Figure B; only levofloxacin and placebo data shown): In this study, the mean change in the average QTc interval (calculated from measurements taken every half hour for four hours and at 8, 12 and 24 hours after treatment) from the baseline QTc (calculated as the average QTc measured 24, 20, 16 hours and immediately before treatment) was 3.58 msec after treatment with 1000 mg levofloxacin. In this study, the change in the QTc (Bazett) at C_{max} from a baseline QTc (calculated as the average QTc measured 24, 20, 16 hours and immediately before treatment) was 5.32 msec after treatment with 1000 mg of levofloxacin.

FIGURE A
Mean QT and QTc Bazett versus Time after Dose of Placebo, 500 mg, 1000 mg or 1500 mg Levofloxacin (Dose Escalation Study n=48)

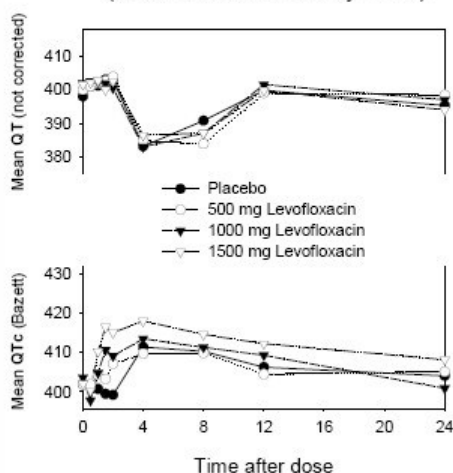
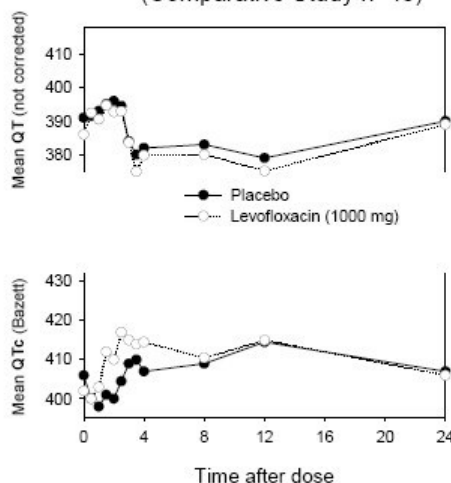


FIGURE B
Mean QT and QTc Bazett versus Time after Dose of Placebo or 1000 mg of Levofloxacin (Comparative Study n=48)



Pharmacokinetics

Absorption

Oral

Levofloxacin is rapidly and essentially completely absorbed after oral administration. Peak plasma concentrations are usually attained 1 to 2 hours after oral dosing. The absolute bioavailability of a 500 mg tablet and a 750 mg tablet of levofloxacin is approximately 99% in both cases, demonstrating complete oral absorption of levofloxacin. Levofloxacin pharmacokinetics are linear and predictable after single and multiple oral dosing regimens. After single oral doses of 250 to 1000 mg of levofloxacin to healthy subjects, plasma concentrations increase proportionally with the dose as shown (mean \pm SD):

Oral Dose (mg)	n	Peak Plasma Concentration (mcg/mL)	Area Under the Curve (AUC _{0-∞} , mcg·h/mL)
250	15	2.8 \pm 0.4	27.2 \pm 3.9
500	23	5.1 \pm 0.8	47.9 \pm 6.8
750	10	7.1 \pm 1.4	82.2 \pm 14.3
1000	10	8.9 \pm 1.9	111.0 \pm 20.8

Steady-state conditions are reached within 48 hours following 500 mg or 750 mg once-daily dosage regimens. The peak and trough plasma concentrations attained following multiple once-daily oral dosage regimens were approximately 5.7 and 0.5 mcg/mL after the 500 mg doses, and 8.6 and 1.1 mcg/mL after the 750 mg doses, respectively.

Oral administration with food slightly prolongs the time to peak concentration by approximately 1 hour and slightly decreases the peak concentration by approximately 14%.

Distribution

The mean volume of distribution of levofloxacin generally ranges from 74 to 112 L after single and multiple 500 mg or 750 mg doses, indicating widespread distribution into body tissues. Levofloxacin reaches its peak levels in skin tissues (11.7 mcg/g for a 750 mg dose) and in blister fluid (4.33 mcg/g for a 500 mg dose) at approximately 3-4 hours after dosing. The skin tissue biopsy to plasma AUC ratio is approximately 2. The blister fluid to plasma AUC ratio is approximately 1, following multiple once-daily oral administration of 750 mg and 500 mg levofloxacin to healthy subjects, respectively. Levofloxacin also penetrates into lung tissues. Lung tissue concentrations were generally 2- to 5-fold higher than plasma concentrations and range from approximately 2.4 to 11.3 mcg/g over a 24-hour period after a single 500 mg dose. Levofloxacin also penetrates into cortical and spongiosa bone tissues in both the femoral head and distal femur. Peak levofloxacin concentrations in these tissues ranging from 2.4 to 15 mcg/g were generally attained by 2 to 3 hours after a single 500 mg oral dose.

In vitro, over a clinically relevant range (1 to 10 mcg/mL) of serum/plasma levofloxacin concentrations, levofloxacin is approximately 24 to 38% bound to serum proteins across all species studied, as determined by the equilibrium dialysis method. Levofloxacin is mainly bound (approximately 21 to 30%) to serum albumin in humans. Levofloxacin binding to serum proteins is independent of the drug concentration.

Metabolism

Levofloxacin is stereochemically stable in plasma and urine, and does not invert metabolically to its enantiomer, D-ofloxacin. Levofloxacin undergoes limited metabolism in humans and is primarily excreted as unchanged drug in the urine. Following oral administration, approximately 87% of an administered dose was recovered as unchanged drug in urine within 48 hours, whereas less than 4% of the dose was recovered in feces in 72 hours. Less than 5% of an administered dose was recovered in the urine as the desmethyl and N-oxide metabolites, the only metabolites identified in humans. These metabolites have little relevant pharmacological activity.

Excretion

The major route of elimination of levofloxacin in humans is as unchanged drug in the urine. The mean terminal plasma elimination half-life of levofloxacin ranges from approximately 6 to 8 hours following single or multiple doses of levofloxacin given orally or intravenously. The mean apparent total body clearance and renal clearance range from approximately 144 to 226 mL/min and 96 to 142 mL/min, respectively. Renal clearance in excess of the glomerular filtration rate suggests that tubular secretion of levofloxacin occurs in addition to its glomerular filtration. Concomitant administration of either cimetidine or probenecid results in approximately 24% and 35% reduction in the levofloxacin renal clearance, indicating that secretion of levofloxacin occurs in the renal proximal tubule. No levofloxacin crystals were found in any of the urine samples freshly collected from subjects receiving levofloxacin.

Factors Influencing the Pharmacokinetics

Special Populations

Elderly

There are no significant differences in levofloxacin pharmacokinetics between young and elderly subjects when the subjects' differences in creatinine clearance are taken into consideration. Following a 500 mg oral dose of levofloxacin to healthy elderly subjects (66-80 years of age), the mean terminal plasma elimination half-life of levofloxacin was about 7.6 hours, as compared

to approximately 6 hours in younger adults. The difference was attributable to the variation in renal function status of the subjects and was not believed to be clinically significant. Drug absorption appears to be unaffected by age. Levofloxacin dose adjustment based on age alone is not necessary.

Pediatric

The pharmacokinetics of levofloxacin in pediatric patients have not been studied.

Gender

There are no significant differences in levofloxacin pharmacokinetics between male and female subjects when the differences in creatinine clearance are taken into consideration. Following a 500 mg oral dose of levofloxacin to healthy male subjects, the mean terminal plasma elimination half-life of levofloxacin was about 7.5 hours, as compared to approximately 6.1 hours in female subjects. This difference was attributable to the variation in renal function status of the male and female subjects, and was not believed to be clinically significant. Drug absorption appears to be unaffected by the gender of the subjects. Dose adjustment based on gender alone is not necessary.

Race

The effect of race on levofloxacin pharmacokinetics was examined through a covariate analysis performed on data from 72 subjects: 48 white and 24 non-white. The apparent total body clearance and apparent volume of distribution were not affected by the race of the subjects.

Renal Insufficiency

Clearance of levofloxacin is reduced and plasma elimination half-life is prolonged in patients with impaired renal function (creatinine clearance ≤ 80 mL/min). Dosage adjustment may be required in such patients to avoid levofloxacin accumulation. Neither hemodialysis nor continuous ambulatory peritoneal dialysis (CAPD) is effective in removal of levofloxacin from the body, indicating supplemental doses of levofloxacin are not required following hemodialysis or CAPD (see ACTION AND CLINICAL PHARMACOLOGY, Pharmacokinetics; WARNINGS AND PRECAUTIONS, Renal, and DOSAGE AND ADMINISTRATION).

Plasma Ratio

Comparison of the expected steady-state AUC values^a in renally impaired patients relative to those in patients with normal renal function:

	Creatinine Clearance 50-80 mL/min receiving 500 mg q24h	Creatinine Clearance 20-49 mL/min receiving 250 mg q24h	Creatinine Clearance <20 mL/min receiving 250 mg q48h
AUC value relative to patients with normal renal function receiving 500 mg q24h	172%	183%	139%
AUC value relative to patients with normal renal function receiving 500 mg q12h	89%	94%	71%

^a Values were extrapolated from the mean levofloxacin plasma concentration-time data in subjects with normal renal function (n=23) and subjects with impaired renal function (n=3 for Cl_{Cr} 50-80 mL/min, n=8 for Cl_{Cr} 20- 49 mL/min, and n=6 for Cl_{Cr} <20 mL/min).

Urine Concentrations

The mean \pm SD concentrations (mcg/mL) of levofloxacin in the urine following a 500 mg PO dose of levofloxacin in subjects with impaired renal function are summarized as follows^a:

Collection Interval	Cl _{Cr} 50-80 mL/min n ^b =3	Cl _{Cr} 20-49 mL/min n=8	Cl _{Cr} <20 mL/min n=6
0-6 h	185 \pm 61.7	98.1 \pm 48.1	66.5 \pm 27.3
6-12 h	91.6 \pm 24.4	75.2 \pm 22.1	39.0 \pm 23.1
12-24 h	156 \pm 183	58.6 \pm 31.1	29.5 \pm 20.7
24-36 h	49.7 \pm 16.2	44.1 \pm 10.6	<25
36-48 h	<25	<25	<25

^a limit of quantitation = 25 mcg/mL

^b n = number of subjects

Expected steady-state urinary concentrations (mcg/mL) of levofloxacin in renally impaired patients with the recommended adjusted dose regimen in the treatment of complicated UTI and acute pyelonephritis^a:

Collection Interval	Cl _{Cr} 50-80 mL/min receiving 250 mg q24h	Cl _{Cr} 20-49 mL/min receiving 250 mg q24h	Cl _{Cr} <20 mL/min receiving 250 mg q48h
0-6 h	161	103	54
6-12 h	61	76	29
12-24 h	40	58	24
24-36 h	-	-	23
36-48 h	-	-	16

^a Values were extrapolated from the mean pharmacokinetic profiles in subjects with impaired renal function (n=12 for Cl_{Cr} 50-80 mL/min, n=8 for Cl_{Cr} 20-49 mL/min, and n=6 for Cl_{Cr} <20 mL/min).

Hepatic Insufficiency

Pharmacokinetic studies in hepatically impaired patients have not been conducted. Due to the limited extent of levofloxacin metabolism, the pharmacokinetics of levofloxacin are not expected to be affected by hepatic impairment.

Bacterial Infection

The pharmacokinetics of levofloxacin in patients with serious community-acquired bacterial infections are comparable to those observed in healthy subjects.

HIV Infection

The pharmacokinetics of levofloxacin in HIV seropositive subjects (with CD4 cell counts ranging from 17 to 772) are comparable to those observed in healthy subjects.

Drug-Drug Interactions

The potential for pharmacokinetic drug interactions between levofloxacin and theophylline, warfarin, cyclosporine, digoxin, probenecid, cimetidine, sucralfate, zidovudine and antacids has been evaluated (see DRUG INTERACTIONS).

MICROBIOLOGY

Levofloxacin is the L-isomer of the racemate, ofloxacin, a quinolone antibacterial agent. The antibacterial activity of ofloxacin resides primarily in the L-isomer. The mechanism of action of levofloxacin and other quinolone antibacterials involves inhibition of bacterial topoisomerase II (DNA gyrase) and topoisomerase IV, enzymes required for DNA replication, transcription, repair, and recombination. In this regard, the L-isomer produces more hydrogen bonds and therefore, more stable complexes with DNA gyrase than does the D-isomer. Microbiologically, this translates into a 25- to 40-fold greater antibacterial activity for the L-isomer, levofloxacin, over the D-isomer. Quinolones rapidly and specifically inhibit bacterial DNA synthesis.

Levofloxacin has *in vitro* activity against a broad spectrum of gram-positive and gram-negative aerobic and anaerobic bacteria. Levofloxacin is often bactericidal at concentrations equal to or greater than the Minimum Inhibitory Concentrations (MIC). The *in vitro* activity of levofloxacin against clinical isolates is summarized in Table 2.48.

Table 2.48 - *In Vitro* Activity of Levofloxacin Against Clinical Isolates

Organism	# of isolate	MIC (mcg/mL)		
		50%	90%	Range
<i>Acinetobacter baumannii</i>	(57)	0.120	16.000	0.060->16.000
<i>Acinetobacter calcoaceticus</i>	(48)	0.250	0.250	0.030-64.000
<i>Chlamydia pneumoniae</i>	(10)	0.250	0.250	0.125-0.500
<i>Citrobacter diversus</i>	(20)	0.030	0.030	0.015-0.060
<i>Citrobacter freundii</i>	(50)	0.060	1.000	0.015-8.000
<i>Enterobacter spp.</i>	(200)	0.060	0.500	≤0.008->16.000
<i>Enterobacter aerogenes</i>	(44)	0.250	0.500	0.060-2.000
<i>Enterobacter agglomerans</i>	(13)	0.250	0.250	0.060-0.500
<i>Enterobacter cloacae</i>	(97)	0.250	0.500	0.025-16.000
<i>Enterococcus spp.</i>	(162)	1.000	>16.000	0.500->16.000
<i>Enterococcus (Streptococcus) faecalis</i>	(122)	1.000	16.000	0.250-64.000
<i>Escherichia coli</i>	(817)	0.030	0.060	≤0.008->16.000
<i>Haemophilus influenzae</i>	(94)	0.015	0.015	≤0.008-0.030
<i>Haemophilus parainfluenzae</i>	(127)	0.250	0.250	0.015-1.000
<i>Haemophilus parahemolyticus</i>	(12)	0.250	0.250	0.008-0.250
<i>Klebsiella spp.</i>	(345)	0.060	1.000	0.015-16.000
<i>Klebsiella oxytoca</i>	(43)	0.250	0.250	0.030-2.000
<i>Klebsiella pneumoniae</i>	(225)	0.250	0.500	0.060-18.000
<i>Legionella pneumophila</i>	(10)		0.030	0.0079-0.030
<i>Moraxella (Branhamella) catarrhalis</i>	(110)	0.250	0.250	0.0150-1.000
<i>Morganella morganii</i>	(43)	0.060	1.000	0.0150->16.000
<i>Mycoplasma pneumoniae</i>	(60)	0.250	0.500	0.250-0.500
<i>Neisseria gonorrhoeae</i>	(47)	≤ 0.008	0.016	≤0.008-0.060
<i>Neisseria meningitidis</i>	(13)	0.250	0.250	0.250-0.500
<i>Proteus and Providencia spp.</i>	(36)	0.060	1.000	0.015->16.000
<i>Proteus mirabilis</i>	(123)	0.060	0.120	0.015-4.000
<i>Proteus vulgaris</i>	(14)	0.250	0.250	0.250-0.500
<i>Pseudomonas aeruginosa*</i>	(378)	1.000	8.000	0.030->16.000
<i>Pseudomonas maltophilia</i>	(17)	0.500	2.000	0.250-4.000
<i>Salmonella spp.</i>	(10)	0.060	0.060	0.060-0.250
<i>Serratia spp.</i>	(65)	0.120	0.500	0.030->16.000
<i>Serratia marcescens</i>	(42)	0.250	1.000	0.125-4.000
<i>Staphylococcus aureus</i>	(565)	0.250	0.500	0.125-32.000

Organism	(# of isolates)	MIC (m cg/mL)		
		50%	90%	Range
<i>Staphylococcus aureus</i> , methicillin-resistant (MRSA)**	(25)	0.250	0.500	0.120-1.000
<i>Staphylococcus aureus</i> , methicillin-susceptible (MSSA)	(25)	0.250	0.500	0.120-0.500
<i>Staphylococcus aureus</i> , oxacillin-resistant	(62)	8.000	>16.000	0.120->16.000
<i>Staphylococcus aureus</i> , oxacillin-susceptible	(367)	0.120	0.500	0.030-16.000
<i>Staphylococcus epidermidis</i>	(47)	0.250	8.000	0.250-32.000
<i>Staphylococcus epidermidis</i> , methicillin-resistant (MRSE)	(14)	0.250	0.250	0.120-0.500
<i>Staphylococcus epidermidis</i> , methicillin-susceptible (MSSE)	(12)	0.250	1.000	0.250-1.000
<i>Staphylococcus saprophyticus</i>	(16)	0.500	1.000	0.250-2.000
<i>Stenotrophomonas maltophilia</i>	(43)	2.000	16.000	0.250-16.000
<i>Streptococcus</i> (Viridans group)	(8)	0.750	1.000	0.250-1.000
<i>Streptococcus</i> (Group C)	(28)	0.500	1.000	0.250-2.000
<i>Streptococcus</i> (Group G)	(34)	0.500	1.000	0.250-2.000
<i>Streptococcus agalactiae</i>	(96)	1.000	2.000	0.500-2.000
<i>Streptococcus milleri</i>	(35)	0.500	1.000	0.250-4.000
<i>Streptococcus pneumoniae</i>	(99)	1.000	1.000	0.500-2.000
<i>Streptococcus pneumoniae</i> , penicillin-susceptible (MIC ≤0.06 mcg/mL) [†]	(2699)	0.500	1.000	≤0.004->8.000
<i>Streptococcus pneumoniae</i> , penicillin-resistant (MIC ≥2.0 mcg/mL) [†]	(538)	0.500	1.000	≤0.004-2.000
<i>Streptococcus pneumoniae</i> , clarithromycin-susceptible (MIC ≤0.25)	(502)	0.500	1.000	0.250->16.000
<i>Streptococcus pneumoniae</i> , clarithromycin-resistant (MIC ≥1.0 mcg/mL) [†]	(136)	1.000	2.000	0.12-16.000
<i>Streptococcus pneumoniae</i> , erythromycin-resistant (MIC ≥1.0 mcg/mL) [†]	(27)	1.000	1.000	0.500-16.000
<i>Streptococcus pyogenes</i>	(87)	0.500	1.000	0.250-2.000
<i>Streptococcus sanguis</i>	(19)	1.000	2.000	0.250-2.000

* As with other drugs in this class, some strains of *Pseudomonas aeruginosa* may develop resistance fairly rapidly during treatment with levofloxacin.

** Data obtained for isolates from Complicated Skin and Skin Structure clinical studies, and literature, indicate the MIC value has increased for MRSA (see INDICATIONS AND CLINICAL USE for approved organisms).

† Based on NCCLS classification

Levofloxacin is not active against *Treponema pallidum* (see WARNINGS AND PRECAUTIONS, Sexually Transmitted Diseases).

Resistance

Resistance to levofloxacin due to spontaneous mutation *in vitro* is a rare occurrence (range: 10^9 to 10^{-10}). Although cross-resistance has been observed between levofloxacin and other fluoroquinolones, some organisms resistant to other quinolones, including ofloxacin, may be susceptible to levofloxacin.

Susceptibility Tests

Susceptibility testing for levofloxacin should be performed, as it is the optimal predictor of activity.

Dilution Techniques

Quantitative methods are used to determine antimicrobial minimal inhibitory concentrations (MICs). These MICs provide estimates of the susceptibility of bacteria to antimicrobial compounds. The MICs should be determined using a standardized procedure.

Standardized procedures are based on a dilution method*¹ (broth or agar) or equivalent with standardized inoculum concentrations and standardized concentrations of levofloxacin powder. The MIC values should be interpreted according to the following criteria:

For testing aerobic microorganisms other than *Haemophilus influenzae*, *Haemophilus parainfluenzae*, and *Streptococcus pneumoniae*:

MIC (mcg/mL)	Interpretation
≤2	Susceptible (S)
4	Intermediate (I)
≥8	Resistant (R)

For testing *Haemophilus influenzae* and *Haemophilus parainfluenzae*:^a

MIC (mcg/mL)	Interpretation
≤2	Susceptible (S)

^a These interpretive standards are applicable only to broth microdilution susceptibility testing with *Haemophilus influenzae* and *Haemophilus parainfluenzae* using *Haemophilus* Test Medium*¹.

The current absence of data on resistant strains precludes defining any categories other than “Susceptible”. Strains yielding MIC results suggestive of a “nonsusceptible” category should be submitted to a reference laboratory for further testing.

For testing *Streptococcus pneumoniae*:^b

MIC (mcg/mL)	Interpretation
≤2	Susceptible (S)
4	Intermediate (I)
≥8	Resistant (R)

^b These interpretive standards are applicable only to broth microdilution susceptibility tests using cation-adjusted Mueller-Hinton broth with 2-5% lysed horse blood.

A report of “Susceptible” indicates that the pathogen is likely to be inhibited if the antimicrobial compound in the blood reaches the concentrations usually achievable. A report of “Intermediate” indicates that the result should be considered equivocal, and, if the microorganism is not fully susceptible to alternative, clinically feasible drugs, the test should be repeated. This category implies possible clinical applicability in body sites where the drug is physiologically concentrated or in situations where a high dosage of drug can be used. This category also provides a buffer zone which prevents small uncontrolled technical factors from causing major discrepancies in interpretation. A report of “Resistant” indicates that the pathogen is not likely to be inhibited if the antimicrobial compound in the blood reaches the concentrations usually achievable; other therapy should be selected.

Standardized susceptibility test procedures require the use of laboratory control microorganisms to control the technical aspects of the laboratory procedures. Standard levofloxacin powder should give the following MIC values:

Microorganism	ATCC	MIC (mcg/mL)
<i>Enterococcus faecalis</i>	ATCC 29212	0.25-2
<i>Escherichia coli</i>	ATCC 25922	0.008-0.06
<i>Escherichia coli</i>	ATCC 35218	0.015-0.06
<i>Pseudomonas aeruginosa</i>	ATCC 27853	0.5-4
<i>Staphylococcus aureus</i>	ATCC 29213	0.06-0.5
<i>Haemophilus influenzae</i>	ATCC 49247 ^c	0.008-0.03
<i>Streptococcus pneumoniae</i>	ATCC 49619 ^d	0.5-2

^c This quality control range is applicable to only *H. influenzae* ATCC 49247 tested by a broth microdilution procedure using *Haemophilus* Test Medium (HTM)*¹.

^d This quality control range is applicable to only *S. pneumoniae* ATCC 49619 tested by a broth microdilution procedure using cation-adjusted Mueller-Hinton broth with 2-5% lysed horse blood.

Diffusion Techniques

Quantitative methods that require measurement of zone diameters also provide reproducible estimates of the susceptibility of bacteria to antimicrobial compounds. One such standardized procedure*² requires the use of standardized inoculum concentrations. This procedure uses paper disks impregnated with 5 mcg levofloxacin to test the susceptibility of microorganisms to levofloxacin. Reports from the laboratory, providing results of the standard single-disk susceptibility test with a 5 mcg levofloxacin disk, should be interpreted according to the following criteria:

For aerobic microorganisms other than *Haemophilus influenzae*, *Haemophilus parainfluenzae*, *Streptococcus pneumoniae* and *Neisseria gonorrhoeae*:

Zone diameter (mm)	Interpretation
≥17	Susceptible (S)
14-16	Intermediate (I)
≤13	Resistant (R)

For *Haemophilus influenzae* and *Haemophilus parainfluenzae*:^e

Zone diameter (mm)	Interpretation
≥17	Susceptible (S)

^e These interpretive standards are applicable only to disk diffusion susceptibility testing with *Haemophilus influenzae* and *Haemophilus parainfluenzae* using *Haemophilus* Test Medium* (HTM)².

The current absence of data on resistant strains precludes defining any categories other than “Susceptible”. Strains yielding zone diameter results suggestive of a “Nonsusceptible” category should be submitted to a reference laboratory for further testing.

For *Streptococcus pneumoniae*:^f

Zone diameter (mm)	Interpretation
≥17	Susceptible (S)
14-16	Intermediate (I)
≤13	Resistant (R)

^f These zone diameter standards for *Streptococcus pneumoniae* apply only to tests performed

using Mueller- Hinton agar supplemented with 5% sheep blood and incubated in 5% CO₂.

Interpretation should be as stated above for results using dilution techniques. Interpretation involves correlation of the diameter obtained in the disk test with the MIC for levofloxacin.

As with standardized dilution techniques, diffusion methods require the use of laboratory control microorganisms to control the technical aspects of the laboratory procedures. For the diffusion technique, the 5 mcg levofloxacin disk should provide the following zone diameters in these laboratory test quality control strains:

Microorganism		Zone Diameter (mm)
<i>Escherichia coli</i>	ATCC 25922	29-37
<i>Pseudomonas aeruginosa</i>	ATCC 27853	19-26
<i>Staphylococcus aureus</i>	ATCC 25923	25-30
<i>Haemophilus influenzae</i>	ATCC 49247 ^g	32-40
<i>Streptococcus pneumoniae</i>	ATCC 49619 ^h	20-25

^g This quality control range is applicable to only *H. influenzae* ATCC 49247 tested by a disk diffusion procedure using *Haemophilus* Test Medium (HTM)*².

^h This quality control range is applicable to only *S. pneumoniae* ATCC 49619 tested by a disk diffusion procedure using Mueller-Hinton agar supplemented with 5% sheep blood and incubated in 5% CO₂.

* References

1. National Committee for Clinical Laboratory Standards: Methods for Dilution Antimicrobial Susceptibility Tests for Bacteria That Grow Aerobically, Fourth Edition, 1997.
2. National Committee for Clinical Laboratory Standards: Performance Standards for Antimicrobial Disk Susceptibility Tests, Sixth Edition, 1997.

TOXICOLOGY

The potential toxicity of levofloxacin has been evaluated in acute, sub-chronic, carcinogenicity, mutagenicity, reproduction and teratology, and special toxicity studies.

Acute Toxicity

Table 2.49 - Summary of the acute toxicity studies

STRAIN/ SPECIES	# ANIMAL/ GROUP	ROUTE	LD ₅₀ mg/kg	SUMMARY TOXIC SIGNS
Mouse	M-10 F-10	PO	1881 1803	↓ locomotor activity, ptosis, respiratory depression, tremor, convulsion
Mouse	M-10	PO	1943	↓ locomotor activity, ptosis, prostration, tremor,
Rat	M-10 F-10	PO	1478 1507	Salivation, ptosis, ↓ locomotor activity, tremor, convulsion, respiratory depression
Rat	M-10	PO	1754	
Monkey	F-2	PO	>250	Soft stool, transient ↓ platelet count and ↑ bw at 250 mg/kg, transient ↑ bilirubin, ↓ bw, and emesis at 500 mg/kg
Mouse	M-10 F-10	IV	268 323	↓ locomotor activity, ptosis, abnormal posture, tachypnea, convulsion, dyspnea
Mouse	M-5	IV	244	Symptoms prior to death: tachypnea, collapse, dyspnea, convulsions, respiratory arrest. In survivors, ↓ locomotor activity and collapse

Rat	M-10 F-10	IV	423 395	↓ locomotor activity, prostration followed by respiratory depression, tachypnea, dyspnea, convulsion, tremor, salivation
Dog	F-2	IV	200	Salivation, dyspnea, tonic and clonic convulsion, death from respiratory arrest at 200 mg/kg, lacrimation, vomiting, lethargy, and tremors. ↑ RBC, WBC, ALT and ALP, and ↓ P on Day 2. Values returned to normal by Day 8
Monkey	F-2	IV	>200	At 200 mg/kg – ptosis, vomiting, ↓ locomotor activity, prostration and anorexia, ketone urine, proteinuria, ↓ glucose. Ptosis and emesis at 100 mg/kg

Signs of acute toxicity with metabolites (desmethyl and N-oxide) were similar to that of levofloxacin and were produced at doses significantly greater than would be encountered with therapeutic use.

Sub-Chronic Toxicity

Table 2.50 – Summary of the sub-chronic toxicity studies

Species, Age/Grp/No., Sex/Grp	Route, Dosage, Duratio	Results
Rat 4-6 wk old 4 grp 10 ♀ & 10 ♂ /grp	PO 0, 50, 200, 800 4 weeks	Lethality: No treatment-related deaths. Clin Obs: Salivation, body staining, transient pallor and hypothermia at 800 mg/kg. Transient ↓ fc in treated ♂ and ↓ bw gain during week 1 in ♂ at 800 mg/kg. Clin Path: ↑ WBC due to ↑ in lymphocytes at 800 mg/kg. PMNs ↓ in treated ♀ and at 50 and 200 mg/kg in ♂. ↓ K ⁺ , Cl ⁻ , and urea and ↑ P and ALT (primarily at 800 mg/kg). Higher M:E ratio at 800 mg/kg. Micro: ↓ relative heart weights at 800 mg/kg and ↑ cecal weights at 200 and 800 mg/kg. Slight vacuolization and minimal hypertrophy of hepatocytes at 800 mg/kg and arthropathy (minor) at 800 mg/kg. NOAEL = 200 mg/kg/day. TI= 2.8
Rat 4-5 wk old 4 grp 20 ♀ & 20 ♂ /grp	PO 0, 20, 80, 320 26 wk	Lethality: No treatment-related deaths. Clin Obs: Salivation, ↑ large fecal pellets, and stained haircoat mainly at 320 mg/kg. ↑ fc at 80 and 320 mg/kg, ↑ food conversion ratios in ♀ at 320 mg/kg. Clin Path: ↓ PMNs in all treated rats, ↑ glucose (treated ♂), ↓ triglycerides (320 mg/kg ♀), ↓ β-globulin (treated rats), ↓ α-globulin (treated ♀), ↓ Cl ⁻ (320 mg/kg rats and 80 mg/kg ♀), ↓ total protein (80 and 320 mg/kg ♂), and ↑ urinary pH at 80 and 320 mg/kg. Micro: Dosage-related ↑ cecal weight, elongated and/or distended ceca and engorged goblet cells of the cecal mucosa. Changes in intestinal flora and lower nutrient absorption in the intestines probably responsible for most changes. No arthropathy. NOAEL = 20 mg/kg/day. TI = 2.8
Rat 6 wk old 5 grp 10 ♀ & 10 ♂ /grp	Diet 0, 100, 200, 400, 800 13 wk	Lethality: No deaths. Clin Obs: ↓ bw at 400 and 800 mg/kg. Clin Path: ↓ total protein (≥200 mg/kg), globulin, and triglycerides (at 800 mg/kg ♂ only). ↑ ALP at 800 mg/kg (♀). Micro: ↓ absolute liver weight ≥400 (♂), ↑ cecal weight and cecal distension (≥100). No arthropathy. NOAEL = 100 mg/kg/day. TI = 14
Rat 4 wk old 3 grp, 5 ♂ /grp	IV 0, 20, 100 10 days	NSF
Rat 4 wk old 4 grp, 4 ♂ /grp	IV 0, 10, 40, 160 2 wk	Lethality: No mortality. Clin Obs: NSF. Clin Path and Micro: Crystalluria, ↑ cecal weight and ↓ (mild) AST and ALT at 160 mg/kg. No arthropathy. NOAEL = 40 mg/kg/day. TI= 5.6

Rat 5 wk old 4 grp 10 ♀ & 10 ♂ /grp	IV 0, 20, 60, 180 4 wk	Lethality: No mortality, Clin Obs: Transient ↓ spontaneous activity, blepharoptosis (♂), ↓ bw gain and fc, and swelling at the injection site at 180 mg/kg. Clin Path: ↓ total protein, albumin, A/G ratio, cholinesterase activity, urinary protein, and RBC. ↑ WBC, retic, and fibrinogen at 180 mg/kg. Crystalluria. Micro: ↓ weights of thymus, liver, heart, ovaries, and brain due to ↓ bw gain. ↑ cecal weight at 60 and 180 mg/kg. Arthropathy at 60
--	------------------------------	--

Species, Age/Grp/No., Sex/Grp	Route, Dosage, Duratio	Results
		and 180 mg/kg. NOAEL = 20 mg/kg/day, TI = 2.8.
Rat 6 wk old 4 grp 10 ♀ & 10♂ /grp	IV 0, 10, 30, 90 13 wk	Lethality: None. Clin Obs: Slight ↓ fc at 30 and 90 mg/kg (♂). Clin Path: Mild ↓ total protein, phospholipids, and cholesterol at 90 mg/kg (♂) due to ↓ fc. Mild ↑ A/G and albumin at 30 and 90 mg/kg (♂). Crystalluria at 30 and 90 (♂) and 90 mg/kg (♀). Micro: ↑ cecal weight, arthropathy (mild) at 90 mg/kg. NOAEL = 30 mg/kg/day. TI = 4.2
Dog 4-5 mo old 5 grp 3 ♂ /grp	IV 0, 2, 4, 15, 60 2 wk	Lethality: None. Clin Obs: Histamine-like effects at 15 and 60 mg/kg, ↓ bw gain and fc at 60 mg/kg. Clin Path: ↑ plasma fibrinogen and urine specific gravity; ↓ serum Fe. Micro: ↓ absolute liver weight at 60 mg/kg and ↓ absolute and relative testes weight at 4, 15, and 60 mg/kg; and thrombus formation in injected vessels at 60 mg/kg, arthropathy and delayed testicular maturation at ≥4 mg/kg. NOAEL = 2 mg/kg/day. TI= 0.28
Dog 18 mo old 3 grp 3 ♂/grp	IV 0, 10, 30 2 wk	Lethality: None. Clin Obs: Histamine-like effects and ↓ activity at 10 and 30 mg/kg. Signs subsided by 30 min post-administration except ↓ activity. Clin Path: NSF. Micro: NSF. NOAEL for arthropathy = 30 mg/kg/day. TI=4.2
Dog 7-8 mo old 4 grp 3 ♀ & 3 ♂/grp	Infusion 0, 3, 10, 30 4 wk	Lethality: None. Clin Obs: Histamine-like effects in a dosage-related manner. Clin Path: NSF. Micro: Arthropathy at ≥10 mg/kg/day. NOAEL = 3 mg/kg/day. TI=0.42
Monkey 2-4 yr old 4 grp 3 ♀ & 3♂/grp	PO 0, 10, 30, 100 4 wk	Lethality: None. Clin Obs and Clin Path: Salivation and diarrhea at 100 mg/kg. Some animals occasionally had what appeared to be blood in the urine. Slight bw losses, unusually large adrenal glands in one monkey and low urinary pH in two monkeys at 100 mg/kg/day. Micro: NSF.
Monkey 2-4 yr old 4 grp	PO 0, 10, 25, 62.5 26 wk	Lethality: None. Clin Obs: ↓ fc in one high-dosage male during the first half of the study. Clin Path and Micro: NSF. NOAEL = 62.5 mg/kg/day. TI = 8.75
Monkey 2-4 yr old 4 grp	IV 0, 10, 25, 63 4 wk	Lethality: None. Clin Obs: Loose stools and slightly ↓ wc at 25 and 63 mg/kg and ptosis, occasional quietness, and ↓ fc (♀) at 63 mg/kg. Clin Path: NSF. Micro: NSF. NOAEL = 10 mg/kg/day. TI= 1.4

Dosage = mg/kg/day; Clin Obs = clinical observations; Clin Path = clinical pathology; Micro = macroscopic and microscopic findings; NOAEL = No Observable Adverse Effect Level; NSF = No Significant Findings;

TI= Therapeutic Index - relationship of toxic dose to the projected human dose (calculation based on maximum daily dose of 500 mg and body weight of 70 kg);

ALT = alanine aminotransferase; ALP = alkaline phosphatase; AST = aspartate aminotransferase; A/G = albumin/globulin;

fc = food consumption; wc = water consumption; bw = body weight;

RBC = red blood cells; WBC = white blood cells; retic = reticulocyte; PMN = neutrophil; M:E = myeloid: erythroid; K⁺ = potassium; Cl⁻ = chloride; P = phosphorus; Fe = iron.

Carcinogenicity

Levofloxacin exhibited no carcinogenic or tumourigenic potential after dietary administration of 10, 30 or 100 mg/kg/day for 2 years in a rat carcinogenicity study. The highest dose was 1.4 or 6.7 times the highest recommended human dose (750 mg) based on surface area or body weight, respectively. The mean levofloxacin plasma concentration in the 2-year rat bioassay (at

100 mg/kg/day) was 34% of the human steady-state concentration after 500 mg b.i.d. dosing. In a 2-stage multiple organ carcinogenesis model in rats, levofloxacin at a dosage level of approximately 668 mg/kg/day in diet for 16 weeks did not promote the development of preneoplastic or neoplastic lesions after pretreatment with a number of wide spectrum carcinogens.

Mutagenicity

Levofloxacin was not mutagenic in the following assays: Ames bacterial mutation assays (*S. typhimurium* and *E. coli*), CHO/HGPRT forward mutation assay, mouse micronucleus test, mouse dominant lethal test, rat unscheduled DNA synthesis and the mouse sister chromatid exchange (SCE) assays. It was positive in the *in vitro* chromosomal aberration (CHL cell line) and SCE assays (CHL/IU cell line).

Reproduction and Teratology

Table 2.51 - Segment I: Fertility and Reproductive Performance Studies

Study ^a	Parental Toxicity	Embryo/Fetal Toxicity	Teratogenicity
Oral gavage, rat 0, 10, 60, 360 mg/kg/day 24/sex/group	salivation (at 60 mg/kg mostly ♂ and at 360 mg/kg ♀ & ♂) and soft stool at 360 mg/kg; ↑ wc at 360 mg/kg for ♂ and ≥60 mg/kg for ♀; ↓ in placental weights at 360 mg/kg. No effect on mating.	No effect on intrauterine survival or fetal development.	None
Intravenous, rat 0, 10, 30, 100 mg/kg/day 24/sex/group	swollen tail, soft feces, and urinary incontinence at 100 mg/kg in ♂ and ♀. In females, ↓ bw gain and fc (wk 1 only) at 100 mg/kg. In males, ↓ bw gain ≥30 and slight ↓ fc at all levels, enlarged cecum ≥30 mg/kg. No effect on reproductive performance. NOAEL = 10	No effect on intrauterine survival or development. Slight non-dose-related ↑ in resorptions. NOAEL = 100 mg/kg/day for <i>in utero</i> exposure for rat fetuses.	None

wc = water consumption; bw = body weight; fc = food consumption

^a In both studies, males (8 weeks old) were administered levofloxacin daily for 9 weeks prior to mating, throughout the mating period, and until necropsy. The females (11-12 weeks old) were treated daily for 2 weeks prior to mating, throughout the mating period, and for 7 days after copulation.

NOAEL = No Observable Adverse Effect Level.

Table 2.52 - Segment II: Teratogenicity

Study ^a	Maternal Toxicity	Embryo/Fetal Toxicity	Teratogenicity
Oral gavage, rat 0, 10, 90, 810 mg/kg/day 36 ♀ /group	salivation, piloerection, alopecia, and poor hair coat, soft stool, hyperuresis and/or watery eyes at 90 mg/kg and 810 mg/kg. ↓ bw gain at 810 mg/kg, ↓ fc ≥90 mg/kg, ↑ wc at 810 mg/kg, enlarged cecum ≥90 mg/kg. NOAEL = 10 mg/kg	No effect on survival and weaning rate, sexual maturation, development or reproductive performance of F ₁ generation. ↓ mean bw for pups at birth (♂ and ♀) on Days 63-77 postpartum (♀) at 810 mg/kg. ↑ fetal mortality, and ↓ fetal weight at 810 mg/kg. Maternal toxicity at 810 mg/kg led to delayed ossification of sternum, metatarsal, proximal phalange,	None
Intravenous, rat 0, 10, 40, 160 mg/kg/day 36 ♀ /group	↓ fc at 40 mg/kg (Days 7-12 only) and at 160 mg/kg. Swollen tails (inj. site) and ↑ wc at 160 mg/kg. NOAEL= 10 mg/kg for dams.	Maternal toxicity led to delayed ossification of sternum and caudal vertebrae. No effect other than delayed ossification was observed. NOAEL = 40 mg/kg for fetuses, ≥160 mg/kg for pups.	None

Study ^a	Maternal Toxicity	Embryo/Fetal Toxicity	Teratogenicit
Oral gavage, rabbit 0, 5, 16, 50 mg/kg/day 16 ♀ /group	↓ fc and bw gain at 50 mg/kg, transient ↓ fc at 16 mg/kg, ↑ number placental remnants at 50 mg/kg, 4 dams aborted. NOAEL = 5 mg/kg/day for dams.	No adverse effects. NOAEL = 50 mg/kg/day for fetuses.	None
Intravenous, rabbit 0, 6.25, 12.5, 25 mg/kg/day 20 ♀ /group	transient ↓ bw and fc at 25 mg/kg early in gestation (Days 6-9). NOAEL = 12.5 mg/kg/day for maternal toxicity.	No adverse effects. NOAEL = 25 mg/kg/day for developmental toxicity.	None

bw = body weight; wc = water consumption; fc = food consumption; inj. = injection

^a In both rat studies, the rats were dosed from Day 7 to Day 17 of gestation. NOAEL = No Observable Adverse Effect Level

Table 2.53 - Segment III: Perinatal and Postnatal

Study	Maternal Toxicity	Embryo/Fetal Toxicity	Parturition / Neonatal Growth and Survival
Oral gavage, rat 0, 10, 60, 360 mg/kg/day 24 ♀ /group Dosed daily from Day 17 of gestation to Day 21 of lactation	salivation, diarrhea and soft feces at 360 mg/kg, salivation in some at 60 mg/kg, ↓ fc at 60 mg/kg during gestation and lactation (Days 14-18), ↓ fc during gestation and ↑ fc during lactation at 360 mg/kg, ↓wc on 2 days during gestation and ↑ wc during lactation at 360 mg/kg. NOAEL = 10 mg/kg for dams.	No effects on either F ₁ or F ₂ generation. NOAEL = 360 mg/kg for pups.	No effects

NOAEL = No Observable Adverse Effect Level

Special Studies

Arthropathic Potential

Levofloxacin and other quinolones have been shown to cause arthropathy in immature animals of most species tested (see WARNINGS AND PRECAUTIONS). In juvenile rats, 7 days of oral administration of 300 mg/kg/day levofloxacin results in blister and cavity formation in articular cartilage. In juvenile dogs (4 months old), 7 days of oral administration of 10 mg/kg/day levofloxacin produces blister formation, cavitation, and increased synovial fluid of diarthroidal joints. In young immature dogs (13 months old), blister formation and cavitation of the arthritic joint were observed in 1/3 dogs following oral administration of 40 mg/kg/day levofloxacin for 7 days.

In long-term multidose studies, arthropathy in rats was observed after oral administration of 800 mg/kg/day for 4 weeks, after intravenous administration at 60 mg/kg/day for 4 weeks and 90 mg/kg/day for 13 weeks. Arthropathic lesions were observed in 4-month-old dogs following 4 mg/kg/day intravenous administration for 2 weeks and in 7-8-month-old dogs following 10 mg/kg/day intravenous administration for 4 weeks. No arthropathy was observed following 2-week intravenous dosing at dosages up to 30 mg/kg/day in young adult dogs (18 months old).

Three-month old beagle dogs dosed orally with up to 40 mg/kg/day levofloxacin for 8 or 9 consecutive days, with an 18-week recovery period, exhibited musculoskeletal clinical signs by

the final dose at dose levels ≥ 2.5 mg/kg (approximately 0.2-fold the pediatric dose based upon AUC comparisons). Synovitis and articular cartilage lesions were observed at the 10 and 40 mg/kg dose levels (equivalent to and 3-fold greater than the potential therapeutic dose, respectively). All musculoskeletal clinical signs were resolved by week 5 of recovery; synovitis was resolved by the end of the 18-week recovery period; whereas, articular cartilage erosions and chondropathy persisted.

Phototoxicity

When tested in a mouse ear swelling bioassay, levofloxacin exhibited phototoxicity similar in magnitude to ofloxacin but less phototoxicity than some of the other quinolones tested. A single oral administration of 800 mg/kg levofloxacin followed by UVA exposure has been shown to result in ear erythema and swelling.

Crystalluria

When tested in rats with 20, 60, 120 or 180 mg/kg of levofloxacin, crystalluria has been observed in some intravenous rat studies; urinary crystals are not formed in the bladder, being present only after micturition and are not associated with nephrotoxicity.

Cardiac Effects

Levofloxacin exhibits a weak interaction with the human HERG channel. The IC₅₀ for levofloxacin in inhibiting human HERG K⁺ channel is 915 mcM. At therapeutic doses of 250, 500, and 750 mg levofloxacin, the peak unbound plasma concentrations ranged from 6 mcM for a single oral levofloxacin dose of 250 mg to 12 mcM and 15 mcM for 500 and 750 mg levofloxacin doses, respectively.

Studies in rabbit Purkinje fibers and studies in guinea pig right ventricular myocardium revealed no detectable effect on action potential duration with levofloxacin at concentrations up to 100 mcM.

The potential for levofloxacin to induce torsades de pointes was examined in a canine model of chronic high-degree atrioventricular block. Oral administration of levofloxacin at 6 and 60 mg/kg induced no ventricular arrhythmias. Monophasic action potential duration (MAP90) was not significantly affected by levofloxacin 0.3 and 3.0 mg/kg IV.

REFERENCES

1. Watanabe K, Kato N, Muto Y, Bandou K, Ueno K. Antibacterial activity of levofloxacin, s-isomer of ofloxacin, against anaerobic bacteria. *Chemotherapy (Japan)* 1992; 40:57-63.
2. Gough AW, Kasali OB, Sigler RE, Baragi V. Quinolone arthropathy - acute toxicity to immature articular cartilage. *Toxicol Path* 1992; 20(3):436-449.
3. Niederman MS, Bass JB Jr, Campbell GD, Fein AM, Grossman RF, Mandell LA, Marrie TJ, Sarosi GA, Torres A, Yu VL. Guidelines for the initial management of adults with community-acquired pneumonia: diagnosis, assessment of severity, and initial antimicrobial therapy. Amer Thoracic Soc, Med Section, Amer Lung Assoc. *Amer Review of Respiratory Disease* Nov 1993; 148(5): 1418-1426.
4. Tanaka M, Kurata T, Fujisawa C. Mechanistic study of inhibition of levofloxacin absorption by aluminum hydroxide. *Antimicrobial Agents and Chemotherapy* 1993; 37(10):2173-2178.
5. Yamane N, Jones RN, Frei R, Hoban DJ, Pignatari AC, Marco F. Levofloxacin *in vitro* activity: results from an international comparative study with ofloxacin and ciprofloxacin. *J Chemotherapy* 1994; 6:83-91.
6. Peterson LR, Cooper I, Willard KE, et al. Activity of twenty-one antimicrobial agents including L-ofloxacin against quinolone-sensitive and -resistant, and methicillin-sensitive and -resistant *Staphylococcus aureus*. *Chemotherapy* 1994; 40:21-25.
7. Child J, Mortiboy D, Andrews JM, Chow AT, Wise R. Open-label crossover study to determine pharmacokinetics and penetration of two dose regimens of levofloxacin into inflammatory fluid. *Antimicrobial Agents and Chemotherapy* 1995; 39(12):2749-2751.
8. Fuch PC, Barry AL, Brown SD. The AST Surveillance Group. Prevalence of resistance to three fluoroquinolones: assessment of levofloxacin disk test error rates and surrogate predictors of levofloxacin susceptibility. *Antimicrobial Agents and Chemotherapy* 1996; 40(7):1633-1639.
9. DeAbate CA, Russell M, McElvaine P, Faris H, Upchurch J, Fowler CL, Polak EM, Morgan NS. Safety and efficacy of oral levofloxacin versus cefuroxime axetil in acute bacterial exacerbation of chronic bronchitis. *Respiratory Care* 1997; 42(2): 206-213.
10. Fish DN, Chow AT. Levofloxacin clinical pharmacokinetics. *Clinical Pharmacokinetics* 1997; 32(2):101-119.
11. Isaacson DM, Fernandez JA, Frosco M, Foleno BD, Goldschmidt RM, Amaraunga D, Manolz A, Lawrence LE, Wira E, Barrett JF. Levofloxacin: A review of its antibacterial activity. *Recent Res Devel in Antimicrob Agents and Chemother* 1996; 1:391-439.
12. Lee L-J, Sha X, Gotfried MH, Howard JR, Dix RK, Fish DN. Penetration of levofloxacin into lung tissue after oral administration to subjects undergoing lung biopsy or lobectomy. *Pharmacotherapy* 1998; 18(1): 35-41.

13. Sydnor TA, Kopp EJ, Anthony KE, LoCoco JM, Kim SS, Fowler CL. An open-label assessment of the activity of levofloxacin for the treatment of acute community-acquired bacterial sinusitis in adults. *Annals of Allergy, Asthma & Immunology* 1998; 80:357-362.
14. Nichols RL, Smith JW, Gentry LO, Gezon J, Campbell T, Sokol P, Williams RR. Multicenter, randomized study comparing levofloxacin and ciprofloxacin for uncomplicated skin and skin structure infections. *Southern Medical Journal* 1997; 90(12): 1193-1200.
15. File TM Jr, Segreti J, Dunbar L, Player R, Kohler R, Williams RR, Kojak C, Rubin A. A multicenter, randomized study comparing the efficacy and safety of iv/oral levofloxacin versus ceftriaxone/cefuroxime axetil in the treatment of adults with community-acquired pneumonia. *Antimicrobial Agents and Chemotherapy* 1997; 41(9):1965-1972.
16. Habib MP, Gentry LO, Rodriguez-Gomez G, Morowitz W, Polak E, Rae JK, Morgan NS, Williams RR. Multicenter, randomized study comparing efficacy and safety of oral levofloxacin and cefaclor in treatment of acute bacterial exacerbations of chronic bronchitis. *Infectious Diseases in Clinical Practice* 1998; 7:101-109.
17. Nicodemo AC, Robledo JA, Jasovich A, Neto W. A multicentre, double-blind, randomised study comparing the efficacy and safety of oral levofloxacin versus ciprofloxacin in the treatment of uncomplicated skin and skin structure infections. *International Journal of Clinical Practice* 1998; 52(2):69-74.
18. Noel GJ, Natarajan J, Chien S, Hunt TL, Goodman DB, Abels R. Effects of three fluoroquinolones on QT intervals in healthy adults after single doses. *Clinical Pharmacology and Therapeutics* 2003; 73: 292-303.
19. West M, Boulanger BR, Fogarty C, Tennenberg A, Wiesinger B, Oross M, Wu S-C, Fowler C, Morgan N, Kahn JB. Levofloxacin compared with imipenem/cilastatin followed by ciprofloxacin in adult patients with nosocomial pneumonia: A multicenter, prospective, randomized, open-label study. *Clinical Therapeutics* 2003; 25(2): 485-506
20. Bundrick W, Heron SP, Ray P, Schiff WM, Tennenberg AM, Wiesinger BA, Wright PA, Wu S-C, Zadeikis N, Kahn JB. Levofloxacin versus ciprofloxacin in the treatment of chronic bacterial prostatitis: A randomized double-blind multicenter study. *Urology* 2003; 62: 537-541
21. Dunbar LM, Wunderlink RG, Habib MP, Smith LG, Tennenberg AM, Khashab MM, Wiesinger BA, Xiang JX, Zadeikis N, Kahn JB. High-dose, short-course levofloxacin for community-acquired pneumonia: a new treatment paradigm. *Clinical Infectious Diseases* 2003; 37:752-760
22. Janssen-Ortho Inc., Levaquin Product Monograph, Control No: 175523, Date of revision: August 13, 2014.
23. Canadian clinical practice guidelines for acute and chronic rhinosinusitis. Desrosiers et al. *Allergy, Asthma and Clinical Immunology*, 2011, 7:2.

24. Canadian Thoracic Society recommendations for management of chronic obstructive pulmonary disease – 2008 update – highlights for primary care. O'Donnell et al. Can Respir J 2008; 15 (Suppl A): 1A-8A.
25. Teva Canada Limited, TEVA-LEVOFLOXACIN Product Monograph, Control No: 226600, Date of Revision: July 17, 2019
26. Sandoz Canada Inc., Sandoz LEVOFLOXACIN Product Monograph, Control No: 231592, Date of Revision: September 17, 2019

READ THIS FOR SAFE AND EFFECTIVE USE OF YOUR MEDICINE

PATIENT MEDICATION INFORMATION

Pr JAMP Levofloxacin Levofloxacin tablets, USP

Read this carefully before you start taking JAMP Levofloxacin and each time you get a refill. This leaflet is a summary and will not tell you everything about this drug. Talk to your healthcare professional about your medical condition and treatment and ask if there is any new information about JAMP Levofloxacin.

Serious Warnings and Precautions

Talk to your doctor, if you:

- Have serious allergic reaction to levofloxacin or similar antibiotics such as ciprofloxacin, moxifloxacin, and others.
- Have seizures (convulsions). Tell your doctor if you have any problems in the brain, including epilepsy. Your doctor will tell you whether you should use this medication.
- Have muscle problems (e.g. weakness, joint problems). **Do not use JAMP Levofloxacin if you have or have had myasthenia gravis.**
- Have previous history of inflamed tendon (fiber that connects bones to muscles in the body) and tendon rupture. Your risk for tendon problem is greater, if you are over 60 years of age, and if you are taking steroid medication, or if you have had kidney, heart or lung transplant.
- Have family history of long QT syndrome (prolongation of the heartbeat on an electrocardiogram test).

What is JAMP Levofloxacin used for?

JAMP Levofloxacin is used to treat bacterial infections in the:

- Skin.
- Kidneys.
- Urinary tract (bladder or prostate).
- Sinuses.
- Lungs.

How does JAMP Levofloxacin work?

JAMP Levofloxacin is in a group of antibiotics called quinolones (kwin-o-lones) that:

- Stop growth of bacteria.
- Kill the bacteria.
- Reduce the infection.

Some infections are caused by viruses, such as the common cold. JAMP Levofloxacin **does not** kill viruses.

What are the ingredients in JAMP Levofloxacin?

Medicinal ingredients: Levofloxacin (levofloxacin hemihydrate).

Non-medicinal ingredients: microcrystalline cellulose, crospovidone, hypromellose, magnesium stearate ferric oxide yellow (500 mg strengths only), ferric oxide red (250 mg and 500 mg strengths only), polysorbate 80, polyethylene glycol and titanium dioxide.

JAMP Levofloxacin comes in the following dosage forms:

JAMP Levofloxacin tablets are pink for the 250 mg tablet, peach coloured for the 500 mg tablet, or white for the 750 mg tablet.

Do not use JAMP Levofloxacin:

- you have allergic reaction to this drug or to other quinolone antibiotics (such as ciprofloxacin, moxifloxacin)
- you have a history of tendinitis (inflammation of tendon or tendon rupture). This condition causes pain and tenderness just outside of joint in shoulders, elbows, wrists, knees, heels, etc.

To help avoid side effects and ensure proper use, talk to your healthcare professional before you take JAMP Levofloxacin. Talk about any health conditions or problems you may have, including if you:

- have kidney problems.
- have epilepsy.
- have or have had seizures (convulsions).
- have had any problems with your heart rhythm, heart rate, or problems with low potassium.
- have diabetes and are taking anti-diabetic medications (it may interfere with blood sugar levels).
- have a disease that causes muscle weakness (myasthenia gravis).
- experience any symptoms of muscle weakness, including breathing difficulties (e.g., shortness of breath).
- have a history of tendon problems associated with antibiotics.
- are pregnant or plan to become pregnant.
- are breastfeeding or plan to breastfeed. Talk to your doctor about how to feed your baby while you are taking JAMP Levofloxacin.
- Have an aortic aneurysm which is an abnormal bulge in a large blood vessel called the aorta.
- Have or if anyone in your family has a condition called aneurysm disease which is an abnormal bulge in any large blood vessel in the body.
- Have an aortic dissection which is a tear in the wall of the aorta.
- Have any of the following conditions: Marfan syndrome, vascular Ehlers-Danlos

- syndrome, Takayasu arteritis, giant cell arteritis or Behcet's disease.
- Have high blood pressure.
- Have atherosclerosis, which is a hardening of your blood vessels.

Other warnings you should know about:

Blood Sugar Changes

Medicines like JAMP Levofloxacin can cause blood sugar levels to rise and drop in patients with diabetes. Serious cases of hypoglycemia (low blood sugar levels) that caused coma or death have been seen with medicines like JAMP Levofloxacin. If you have diabetes, check your blood sugar levels often while taking JAMP Levofloxacin.

If you have diabetes, you may develop a **hypoglycemic reaction** (low blood sugar) with common symptoms such as:

- Dizziness.
- Excessive hunger.
- Lack of coordination.
- Headache.
- Fatigue.
- Fainting.

Or a hyperglycemic reaction (high blood sugar) with common symptoms such as:

- Excessive thirst.
- Excessive urination.

- Quinolones, including levofloxacin, have been associated with an enlargement or "bulge" of a large blood vessel (aortic aneurysm or large vessel peripheral aneurysm) and aortic dissection (a tear in the aorta wall)
 - The risk of these problems is higher if you:
 - are elderly
 - have or anyone in your family has had aneurysm disease
 - have an aortic aneurysm or an aortic dissection
 - have any of the following conditions: Marfan syndrome, vascular Ehlers-Danlos syndrome, Takayasu arteritis or giant cell arteritis or Behcet's disease
 - have high blood pressure or atherosclerosis
 - If you experience sudden, severe pain in your abdomen, chest or back, a pulsating sensation in your abdomen, dizziness or loss of consciousness, get immediate medical help.

What are possible side effects (from using JAMP Levofloxacin)?

Self-Limiting Side Effects

- Feeling lightheaded
- Insomnia (difficulty sleeping)
- Nightmares

You should call your doctor if you experience any of these symptoms.

Allergic reaction:

If you develop one of the following:

- Hives.
- Itching.
- Skin rash.
- Difficulty breathing or swallowing.
- Swelling in the face, tongue or throat.
- Other symptoms of an allergic reaction.

You should stop taking this medication and call your doctor.

Operating Heavy Machinery:

You should know that use of JAMP Levofloxacin may cause dizziness. Please make sure that you know how to react if you are:

- driving a car.
- operate any machinery at working place.
- perform work that needs mental alertness or coordination.

Exposure to sunlight:

You should not expose yourself to sunlight or artificial ultraviolet light while you are taking JAMP Levofloxacin. Use sunscreen and wear protective clothing if out in the sun

Tell your healthcare professional about all the medicines you take, including any drugs, vitamins, minerals, natural supplements or alternative medicines.

The following may interact with JAMP Levofloxacin:

- antacids, multi-vitamins, or products containing metals (such as aluminium, calcium, iron, magnesium or zinc). See How to take JAMP Levofloxacin.
- medicines used for ulcers (such as sucralfate). See How to take JAMP Levofloxacin.
- medicines used for heartburn or gout (such as probenecid, cimetidine, etc).
- medicines used for treatment of asthma or chronic obstructive pulmonary disease (COPD) (such as theophylline)
- medications for arthritis (nonsteroidal anti-inflammatory drugs (NSAIDs) such as ibuprofen, naproxen).
- blood sugar medicines (such as metformin, gliclazide, insulin, etc).
- medicines used for any heart conditions.
- blood thinner medications (such as warfarin, etc.) that used to thin the blood and prevent clots – may predispose you to the development of bleeding problems.

This medication may interfere with certain laboratory tests (such as urine screening for opiates), possibly causing false test results.

How to take JAMP Levofloxacin:

You should swallow the whole tablet with or without food.
Try to take the tablet at the same time and drink plenty of fluids while taking this medicine unless otherwise directed by your doctor.

Do not share your medicine with anyone.

Antibacterial drugs like JAMP Levofloxacin treat only bacterial infections. They do not treat viral infections. Although you may feel better early in the treatment, JAMP Levofloxacin should be used exactly as directed. Misuse or overuse of JAMP Levofloxacin could lead to the growth of bacterial that will not be killed by JAMP Levofloxacin (resistance). This means that JAMP Levofloxacin may not work in the future.

Ask your pharmacist about the other products you take. Some medicines will affect the way that your body absorbs JAMP Levofloxacin. Take JAMP Levofloxacin at least 2 hours before or 2 hours after taking these medicines. Some examples include: vitamins/minerals (including iron and zinc supplements), and products containing magnesium, aluminum, or calcium (such as antacids, calcium supplements).

Usual Adult Dose:

You should take this medication by mouth as directed by your doctor.

The dosage and length of the treatment depends on your kidney function, medical condition, and response to treatment. It may last for 3, 5, 7, 10, 14 or 28 days depending on your condition.

Tell your doctor if your condition does not improve.

Overdose:

If you think you have taken too much JAMP Levofloxacin, contact your healthcare professional, hospital emergency department or regional Poison Control Centre immediately, even if there are no symptoms.

Symptoms of overdose may include: severe dizziness.

Missed dose:

If you miss a dose, take it as soon as you remember. If it is near the time of the next dose, skip the missed dose and resume your usual dosing schedule. Do not double the dose to catch up.

What are possible side effects from using JAMP Levofloxacin?

These are not all the possible side effects you may feel when taking JAMP Levofloxacin. If you experience any side effects not listed here, contact your healthcare professional.

Serious side effects and what to do about them			
Symptom/Effect	Talk to your healthcare professional		Stop taking drug and get immediate medical help
	Only if sever	In all cases	
VERY COMMON			
Nausea	√		
Headache	√		
Diarrhea (have slightly soft to watery stool)	√		
Insomnia (lack of sleep)	√		
Dizziness (drowsiness, light headedness)	√		
Constipation (hard to pass stool)	√		
COMMON			
Abdominal or stomach pain or discomfort	√		
Vomiting	√		
Dyspepsia (discomfort or pain in the upper abdomen)	√		
Dyspnea (shortness of breath)	√		
Moniliasis (yeast infection of the mouth and throat)	√		
Skin rash	√		
Pruritus (itching)	√		
Vaginal itching and discharge	√		
Edema (swelling caused by excess fluid in your body)	√		
Chest pain	√		
RARE			
Stomach cramps or pain (severe)		√	
Agitation (purposeless movements)		√	
Blisters		√	
Confusion		√	
Diarrhea (watery and severe) which may also be bloody		√	
Feeling that others can hear your thoughts or control your behavior		√	
Fever		√	
Pain, inflammation, or swelling in the calves of the legs, shoulders, or hands, including tendon rupture or swelling of the tendon (tendinitis)		√	
Redness and swelling of the skin		√	
Seeing, hearing, or feeling things that are		√	

Serious side effects and what to do about them			
Symptom/Effect	Talk to your healthcare professional		Stop taking drug and get immediate medical help
	Only if sever	In all cases	
not there			
Sensation of burning on the skin		√	
Severe mood or mental changes		√	
Neuropathy (problems in the nerves such as pain, burning, tingling, numbness or weakness)		√	
Skin rash, itching, or redness – sun sensitivity (photosensitivity), which can appear as skin eruption or severe		√	
Trembling		√	
Unusual behavior		√	
Severe/persistent headache			√
Vision changes			√
Shaking (tremors), seizures (convulsions)			√
Severe dizziness, fainting			√
Fast/irregular heartbeat			√
<u>Mental Health Problems:</u> <ul style="list-style-type: none"> • Anxiety • Confusion • Depression • Feeling agitated • Restless or nervous • Suicidal thoughts or actions • Hallucinations • Inability to think clearly or pay attention • Memory loss Paranoia or loss of touch with reality		√	
<u>Neurological Problems:</u> <ul style="list-style-type: none"> • Seizures (convulsions) • Tremor 		√	
<u>Rise in the pressure within your skull:</u> <ul style="list-style-type: none"> • Blurred or double vision • Headaches • Nausea 		√	
<u>Hypoglycemia (Low blood sugar):</u> Change in mood		√	

Serious side effects and what to do about them			
Symptom/Effect	Talk to your healthcare professional		Stop taking drug and get immediate medical help
	Only if sever	In all cases	
<ul style="list-style-type: none"> • Change in vision • Confusion • Dizziness • Fast heartbeat • Feeling faint • Headache • Hunger • Shaking • Sweating • Weakness 			
Signs of liver problems (such as persistent nausea/vomiting, stomach abdominal pain, unusual tiredness, yellowing eyes/skin, dark urine)			√
Aortic aneurysm (abnormal bulge in a large blood vessel called the aorta) /Aortic dissection (tear in the wall of the aorta): dizziness, loss of consciousness, pulsating sensation in the abdomen, sudden, severe pain in abdomen, chest or back.			√

If you have a troublesome symptom or side effect that is not listed here or becomes bad enough to interfere with your daily activities, talk to your healthcare professional.

Reporting Side Effects

You can report any suspected side effects associated with the use of health products to Health Canada by:

- Visiting the Web page on Adverse Reaction Reporting (<https://www.canada.ca/en/health-canada/services/drugs-health-products/medeffect-canada/adverse-reaction-reporting.html>) for information on how to report online, by mail or by fax; or
- Calling toll-free at 1-866-234-2345.

NOTE: Contact your health professional if you need information about how to manage your side effects. The Canada Vigilance Program does not provide medical advice.

Storage:

JAMP Levofloxacin tablets should be stored in a well-closed container between 15°C and 30°C. Protect from moisture.

Keep out of reach and sight of children.

Do not use after the expiry date. Generally, all expired medications should be returned to your pharmacist.

If you want more information about JAMP Levofloxacin:

- Talk to your healthcare professional.
- Find the full Product Monograph that is prepared for healthcare professionals and includes this Patient Medication Information by visiting the [Health Canada website \(https://www.canada.ca/en/health-canada/services/drugs-health-products/drug-products/drug-product-database.html\)](https://www.canada.ca/en/health-canada/services/drugs-health-products/drug-products/drug-product-database.html), or by calling the manufacturer, JAMP Pharma Corporation, at: 1-866-399-9091.

This leaflet was prepared by JAMP Pharma Corporation

1310, rue Nobel
Boucherville, Québec
J4B 5H3

Last Approved: November 23, 2020