

PRODUCT MONOGRAPH
INCLUDING PATIENT MEDICATION INFORMATION

PrTAFINLAR®

Dabrafenib (as dabrafenib mesylate)

Capsules, 50 mg and 75 mg, Oral

Protein Kinase Inhibitor

ATC Code: L01XE23

Novartis Pharmaceuticals Canada Inc.
385 Bouchard Blvd.
Dorval, Quebec
H9S 1A9
www.novartis.ca

Date of Initial Authorization:
August 28, 2013

Date of Revision:
March 19, 2021

Submission Control Number: 245834

RECENT MAJOR LABEL CHANGES

7 WARNINGS AND PRECAUTIONS, Immune, Sarcoidosis

03/2021

TABLE OF CONTENTS

Sections or subsections that are not applicable at the time of authorization are not listed.

RECENT MAJOR LABEL CHANGES	2
TABLE OF CONTENTS	2
PART I: HEALTH PROFESSIONAL INFORMATION	4
1 INDICATIONS	4
1.1 Pediatrics	5
1.2 Geriatrics	5
2 CONTRAINDICATIONS	5
3 SERIOUS WARNINGS AND PRECAUTIONS BOX.....	5
4 DOSAGE AND ADMINISTRATION.....	6
4.1 Dosing Considerations.....	6
4.2 Recommended Dose and Dosage Adjustment.....	6
4.4 Administration	8
4.5 Missed Dose	9
5 OVERDOSAGE.....	9
6 DOSAGE FORMS, STRENGTHS, COMPOSITION AND PACKAGING	9
7 WARNINGS AND PRECAUTIONS	9
7.1 Special Populations	19
7.1.1 Pregnant Women	19
7.1.2 Breast-feeding.....	19
7.1.3 Pediatrics	19
7.1.4 Geriatrics	20
8 ADVERSE REACTIONS	20
8.1 Adverse Reaction Overview.....	20
8.2 Clinical Trial Adverse Reactions.....	22
8.3 Less Common Clinical Trial Adverse Reactions	Error! Bookmark not defined.
8.4 Abnormal Laboratory Findings: Hematologic, Clinical Chemistry and Other Quantitative Data.....	31
8.5 Post-Market Adverse Reactions.....	33
9 DRUG INTERACTIONS	33

9.1	Serious Drug Interactions.....	33
9.2	Drug Interactions Overview.....	34
9.4	Drug-Drug Interactions.....	34
9.5	Drug-Food Interactions	37
9.6	Drug-Herb Interactions.....	37
9.7	Drug-Laboratory Test Interactions.....	37
10	CLINICAL PHARMACOLOGY.....	37
10.1	Mechanism of Action.....	37
10.2	Pharmacodynamics.....	38
10.3	Pharmacokinetics.....	38
11	STORAGE, STABILITY AND DISPOSAL.....	40
12	SPECIAL HANDLING INSTRUCTIONS.....	41
	PART II: SCIENTIFIC INFORMATION	42
13	PHARMACEUTICAL INFORMATION.....	42
14	CLINICAL TRIALS.....	42
14.1	Trial Design and Study Demographics	42
14.2	Study Results.....	49
15	MICROBIOLOGY.....	57
16	NON-CLINICAL TOXICOLOGY	57
	PATIENT MEDICATION INFORMATION	59

PART I: HEALTH PROFESSIONAL INFORMATION

1 INDICATIONS

Unresectable or Metastatic Melanoma

TAFINLAR (dabrafenib mesylate) is indicated as a monotherapy, or in combination with trametinib, for the treatment of patients with unresectable or metastatic melanoma with a BRAF V600 mutation.

- TAFINLAR should not be used in patients with BRAF wild-type melanoma (see 7 WARNINGS AND PRECAUTIONS, General).
- Effectiveness of TAFINLAR monotherapy is based on overall response rate (ORR) and progression-free survival (PFS) results. Prolongation of overall survival (OS) and improvement in quality-of-life has not been demonstrated (see 14 CLINICAL TRIALS).
- Clinical data supporting the effectiveness of TAFINLAR monotherapy in patients with BRAF V600K mutations are limited, and clinical studies report fewer responses in BRAF V600K patients compared to BRAF V600E patients (see 14 CLINICAL TRIALS).
- There are no clinical data for TAFINLAR in the treatment of patients with other less common BRAF V600 mutations.
- TAFINLAR monotherapy has not been studied in patients previously treated with BRAF inhibitors.
- TAFINLAR in combination with trametinib is not recommended in patients who have previously progressed on a BRAF inhibitor due to its limited efficacy in patients who progressed on TAFINLAR monotherapy (see 7 WARNINGS AND PRECAUTIONS, General).

Adjuvant Treatment of Melanoma

TAFINLAR (dabrafenib mesylate), in combination with trametinib, is indicated for the adjuvant treatment of patients with melanoma with a BRAF V600 mutation and involvement of lymph node(s), following complete resection.

- The indication is based on relapse-free survival (RFS) demonstrated in a randomized, placebo-controlled Phase III trial. Overall survival (OS) benefit has not been confirmed (see 14 CLINICAL TRIALS).
- Clinical data supporting the effectiveness of TAFINLAR in combination with trametinib are limited to patients with BRAF V600E or BRAF V600K mutations. There are no clinical data for other less common BRAF V600 mutations.

Metastatic Non-Small Cell Lung Cancer (NSCLC)

TAFINLAR (dabrafenib mesylate) in combination with trametinib is indicated for the treatment of patients with metastatic non-small cell lung cancer (NSCLC) with a BRAF V600 mutation.

- TAFINLAR should not be used in patients with BRAF wild-type NSCLC (see 7 WARNINGS AND PRECAUTIONS, General).
- Effectiveness is based on overall response rate (ORR). Prolongation of progression-free survival (PFS), overall survival (OS) and improvement in quality-of-life has not been demonstrated (see 14 CLINICAL TRIALS).

- Clinical data supporting the effectiveness of TAFINLAR in combination with trametinib are limited to patients with a BRAF V600E mutation

A validated test is required to identify the BRAF V600 mutation status of melanoma and NSCLC tumours.

When TAFINLAR is used in combination with trametinib, see also the trametinib Product Monograph.

1.1 Pediatrics

Pediatrics (< 18 years of age): No data are available to Health Canada; therefore, Health Canada has not authorized an indication for pediatric use (see 7 WARNINGS AND PRECAUTIONS, 7.1 Special Populations, 7.1.3 Pediatrics). Studies in juvenile animals have shown adverse effects which had not been observed in adult animals, including shorter bone lengths, and in very young animals, renal toxicity (see 16 NON-CLINICAL TOXICOLOGY, Juvenile Toxicity).

1.2 Geriatrics

Geriatrics (≥ 65 years of age): In clinical studies in unresectable or metastatic melanoma, elderly patients (≥ 65 years) experienced more serious adverse events when taking TAFINLAR (see 7 WARNINGS AND PRECAUTIONS, 7.1 Special Populations, 7.1.4 Geriatrics).

2 CONTRAINDICATIONS

TAFINLAR is contraindicated in patients who are hypersensitive to this drug or to any ingredient in the formulation, including any non-medicinal ingredient, or component of the container. For a complete listing, see 6 DOSAGE FORMS, STRENGTHS, COMPOSITION AND PACKAGING.

3 SERIOUS WARNINGS AND PRECAUTIONS BOX

Serious Warnings and Precautions

TAFINLAR (dabrafenib mesylate) should be prescribed by a physician experienced in the administration of anti-cancer agents.

TAFINLAR is teratogenic and embryotoxic in animals (see 7 WARNINGS AND PRECAUTIONS, 7.1 Special Populations, 7.1.1 Pregnant Women).

TAFINLAR may decrease the efficacy of oral contraceptives (see 7 WARNINGS AND PRECAUTIONS, 7.1 Special Populations, 7.1.1 Pregnant Women).

TAFINLAR has not been studied in patients with moderate or severe hepatic impairment (see 7 WARNINGS AND PRECAUTIONS, Hepatic/Biliary/Pancreatic, Hepatotoxicity).

The following are significant adverse drug reactions identified in clinical trials conducted with TAFINLAR:

- Secondary malignancies (see 7 WARNINGS AND PRECAUTIONS, Carcinogenesis)

- and Mutagenesis)
- Non-infectious febrile events (see 7 WARNINGS AND PRECAUTIONS, General)

In addition to the above events, the following are significant adverse drug reactions identified in clinical trials conducted with TAFINLAR in combination with Trametinib:

- Venous Thromboembolism (see 7 WARNINGS AND PRECAUTIONS, Cardiovascular)
- Major haemorrhagic events (see 7 WARNINGS AND PRECAUTIONS, Hematologic)

4 DOSAGE AND ADMINISTRATION

4.1 Dosing Considerations

Concomitant Use with CYP3A4 Inhibitors or Inducers: Avoid administering strong CYP3A4 inhibitors or inducers as they will alter (increase or decrease) the levels of dabrafenib and may lead to increased toxicities or reduced efficacy (see 7 WARNINGS AND PRECAUTIONS, General and 9 DRUG INTERACTIONS, 9.4 Drug-Drug Interactions).

Concomitant Use with CYP3A4 Substrates: Dabrafenib is a moderate to potent inducer of CYP3A4 and concomitant use of sensitive CYP3A4 substrates can result in loss of efficacy. Substitute for these medications or monitor patients for loss of efficacy if use of these medications is unavoidable (see 7 WARNINGS AND PRECAUTIONS, General and 9 DRUG INTERACTIONS, 9.4 Drug-Drug Interactions).

4.2 Recommended Dose and Dosage Adjustment

Recommended Dose

When using TAFINLAR in combination with trametinib, please refer to the trametinib Product Monograph for full dosing instructions.

The recommended dose regimens of TAFINLAR are:

Monotherapy: 150 mg (two 75 mg capsules) given orally twice daily (corresponding to a total daily dose of 300 mg).

Combination with trametinib: 150 mg (two 75 mg capsules) given orally twice daily (corresponding to a total daily dose of 300 mg) with 2 mg of trametinib given orally once daily.

Unresectable or metastatic melanoma and metastatic NSCLC

Treatment should continue until disease progression or the development of unacceptable toxicity (see Table 1).

Adjuvant treatment of melanoma

Treatment should continue for a period of 12 months, unless disease recurrence or unacceptable toxicity occurs (see Table 1).

Dose Modifications

The management of adverse reactions may require treatment interruption, dose reduction, or

treatment discontinuation of TAFINLAR (see Table 1 and Table 2).

Dose modifications or interruptions are not recommended for adverse reactions of cutaneous squamous cell carcinoma (cuSCC) or new primary melanoma (see 7 WARNINGS AND PRECAUTIONS, Carcinogenesis and Mutagenesis).

Specific dose modifications and reductions for febrile related drug reactions and non-febrile related events as graded by the Common Terminology Criteria for Adverse Events (CTC-AE) are provided in Table 1. Dose level reductions are listed in Table 2. Dosing adjustments resulting in a TAFINLAR dose lower than 50 mg twice daily are not recommended and TAFINLAR should be permanently discontinued in these instances.

Table 1 Recommended Dose Modifications for TAFINLAR Monotherapy and for TAFINLAR and Trametinib Combination Therapy

Adverse Reaction ^a	TAFINLAR
Cardiac	
<ul style="list-style-type: none"> Symptomatic congestive heart failure 	<ul style="list-style-type: none"> Withhold TAFINLAR until adverse reaction resolves and resume dabrafenib at the same dose or at a reduced dose level
<ul style="list-style-type: none"> Absolute decrease in LVEF of greater than 20% from baseline that is below LLN 	<ul style="list-style-type: none"> Withhold TAFINLAR until adverse reaction resolves and resume dabrafenib at the same dose or at a reduced dose level
Febrile Drug Reaction	
<ul style="list-style-type: none"> Fever of 38.5 – 40°C without complications 	<ul style="list-style-type: none"> Withhold TAFINLAR until adverse reaction resolves and resume dabrafenib at the same dose or at a reduced dose level
<ul style="list-style-type: none"> Fever >40°C or any fever with complications due to rigors, hypotension, dehydration or renal failure 	<ul style="list-style-type: none"> Discontinue treatment with TAFINLAR permanently, or withhold therapy until adverse reaction resolves. If resuming TAFINLAR therapy, administer at a reduced dose level.
Cutaneous	
<ul style="list-style-type: none"> Intolerable Grade 2 rash or ≥ Grade 3 rash 	<ul style="list-style-type: none"> Withhold TAFINLAR until adverse reaction resolves or improves to Grade 1 and reduce by one dose level when resuming therapy
<ul style="list-style-type: none"> Intolerable Grade 2 or ≥ Grade 3 rash that does not improve within 3 weeks despite interruption of dosing 	<ul style="list-style-type: none"> Permanently discontinue TAFINLAR
Ocular	
<ul style="list-style-type: none"> Uveitis that responds to local ocular therapy 	<ul style="list-style-type: none"> TAFINLAR may be continued at the same dose. Monitor as clinically indicated.
<ul style="list-style-type: none"> Uveitis that does not improve despite ocular therapy 	<ul style="list-style-type: none"> Withhold TAFINLAR until adverse reaction resolves and reduce by one dose level when resuming therapy
Other	
<ul style="list-style-type: none"> Grade 1 or Grade 2 (tolerable) 	<ul style="list-style-type: none"> TAFINLAR may be continued at the same dose. Monitor as clinically indicated.
<ul style="list-style-type: none"> Grade 2 (intolerable) OR Grade 3 adverse reaction 	<ul style="list-style-type: none"> Withhold TAFINLAR until adverse reaction resolves or improves to Grade 1 and reduce by one dose level when resuming therapy

Adverse Reaction ^a	TAFINLAR
<ul style="list-style-type: none"> Grade 4 adverse reaction OR Grade 3 adverse reaction that does not improve to Grade 0-1 	<ul style="list-style-type: none"> Permanently discontinue TAFINLAR OR withhold therapy until adverse reaction resolves or improves to Grade 1 and reduce by one dose level when resuming therapy

^a The intensity of clinical adverse events (with the exception of febrile drug reactions) graded by the Common Terminology Criteria for Adverse Events (CTC-AE) v4.0

Table 2 Recommended Dose Level Reductions for TAFINLAR

Dose Level Reductions for TAFINLAR	
First reduction	100 mg twice daily (2 x 50 mg twice daily)
Second reduction	75 mg twice daily (1 x 75 mg twice daily)
Third reduction	50 mg twice daily (1 x 50 mg twice daily)
If unable to tolerate 50 mg twice daily	Discontinue TAFINLAR

Pediatrics: Health Canada has not authorized an indication for pediatric use (see 7 WARNINGS AND PRECAUTIONS, 7.1 Special Populations, 7.1.3 Pediatrics).

Geriatrics: No dose adjustment is required in patients over 65 years of age (see 10 CLINICAL PHARMACOLOGY, 10.3 Pharmacokinetics, Special Populations and Conditions, Geriatrics).

Renal Impairment: No dose adjustment is required in patients with mild or moderate renal impairment. Based on the population pharmacokinetic analysis, mild and moderate renal impairment had no significant effect on the oral clearance of dabrafenib or on the concentrations of its metabolites (see 10 CLINICAL PHARMACOLOGY, 10.3 Pharmacokinetics, Special Populations and Conditions, Renal Insufficiency). There are no clinical data in patients with severe renal impairment and the potential need for dose adjustment has not been determined. TAFINLAR should be used with caution in patients with severe renal impairment.

Hepatic Impairment: No dose adjustment is required in patients with mild hepatic impairment. Based on the population pharmacokinetic analysis, mild hepatic impairment had no significant effect on the oral clearance of dabrafenib or on the concentrations of its metabolites (see 10 CLINICAL PHARMACOLOGY, 10.3 Pharmacokinetics, Special Populations and Conditions, Hepatic Insufficiency). There are no clinical data in patients with moderate to severe hepatic impairment and the potential need for dose adjustment has not been determined. Hepatic metabolism and biliary secretion are the primary routes of elimination of dabrafenib and its metabolites and patients with moderate to severe hepatic impairment may have increased exposure and increased toxicities.

4.4 Administration

TAFINLAR alone or in combination with trametinib should be taken without food and with a full glass of water at least one hour before, or at least two hours after a meal, leaving an interval of approximately 12 hours between doses (see 10 CLINICAL PHARMACOLOGY, 10.3 Pharmacokinetics). TAFINLAR should be taken at similar times every day.

When TAFINLAR and trametinib are taken in combination, the once-daily dose of trametinib should be taken at the same time each day with either the morning dose or the evening dose of TAFINLAR.

4.5 Missed Dose

If a dose of TAFINLAR is missed, it should not be taken if it is less than 6 hours until the next dose.

5 OVERDOSAGE

Symptoms and Signs

There is currently no experience with overdosage of TAFINLAR when used as either a monotherapy or in combination with trametinib.

Treatment

There is no specific antidote for overdosage of TAFINLAR. In case of suspected overdose, TAFINLAR should be withheld and supportive care instituted. Patients who develop adverse reactions should receive appropriate symptomatic treatment.

For management of a suspected drug overdose, contact your regional poison control centre.

6 DOSAGE FORMS, STRENGTHS, COMPOSITION AND PACKAGING

Table 3 Dosage Forms, Strengths, Composition and Packaging

Route of Administration	Dosage Form / Strength / Composition	Non-medicinal Ingredients
Oral	Capsules 50 mg, 75 mg (as dabrafenib mesylate)	Colloidal silicon dioxide, magnesium stearate and microcrystalline cellulose. Capsule shells contain hypromellose, red iron oxide (E172) and titanium dioxide (E171). Monogramming ink contains black iron oxide, shellac and propylene glycol.

TAFINLAR 50 mg hard capsules are opaque, dark red capsules, monogrammed with 'GS TEW' and '50 mg'. Bottles contain 120 capsules, and a silica gel desiccant.

TAFINLAR 75 mg hard capsules are opaque, dark pink capsules, monogrammed with 'GS LHF' and '75 mg'. Bottles contain 120 capsules, and a silica gel desiccant.

7 WARNINGS AND PRECAUTIONS

Please see 3 SERIOUS WARNINGS AND PRECAUTIONS BOX.

When TAFINLAR is used in combination with trametinib, **also consult the trametinib Product Monograph** for important warnings and precautions for trametinib in regard to left ventricular dysfunction, retinal pigment epithelial detachment and retinal vein occlusion, interstitial lung disease, skin toxicity including serious cases, PR interval prolongation, hypertension, rhabdomyolysis and use in females, pediatrics and geriatrics.

General

BRAFV600 Testing: Confirmation of BRAF V600 mutation in a tumour biopsy using a validated test is required for selection of patients appropriate for treatment with TAFINLAR. *In vitro* experiments have demonstrated paradoxical activation of MAP-kinase signalling in BRAF wild-type cells exposed to BRAF inhibitors. This may promote growth of wild-type BRAF melanomas or wild-type BRAF NSCLCs. New primary melanomas have been reported in patients taking TAFINLAR (see Carcinogenesis and Mutagenesis below). TAFINLAR should not be used in patients with wild-type BRAF melanoma or wild-type BRAF NSCLC or in patients where the BRAF mutational status is not known.

Prior BRAF Inhibitory Therapy: TAFINLAR monotherapy has not been studied in patients previously treated with BRAF inhibitors.

The combination of TAFINLAR and trametinib demonstrated limited clinical activity in patients who had progressed on TAFINLAR monotherapy and is not recommended for patients who have progressed on a prior BRAF inhibitor. Of 43 patients in a phase I/II study who crossed over from TAFINLAR monotherapy to the combination of TAFINLAR plus trametinib following progression, only 9 % (95% CI: 2.6, 22.1) had an ORR and the median PFS was 3.6 months (95% CI: 1.8, 3.9).

Cytochrome P450 (CYP) Interactions: Dabrafenib is a moderate to strong *in vivo* inducer of CYP3A4, a weak *in vivo* inducer of CYP2C9 and may induce CYP2B6, CYP2C8, and CYP2C19. Medicinal products that are substrates for these CYPs, particularly those sensitive to induction, should be avoided, if possible. Dabrafenib is likely to increase their metabolism and in most cases decrease their clinical effectiveness. In cases where metabolites are the active agent, an increase in toxicities associated with these medicinal products may be observed.

Dabrafenib is primarily metabolized by CYP3A4 and CYP2C8. There is potential for a greater risk of drug-related reactions following co-administration of moderate to strong CYP3A4 and CYP2C8 inhibitors as they may increase the systemic exposure of dabrafenib and its active metabolites. There is potential for loss of efficacy following co-administration of strong CYP3A4 and CYP2C8 inducers as they may decrease the systemic exposure of dabrafenib and its active metabolites (see 9 DRUG INTERACTIONS, 9.4 Drug-Drug Interactions).

Pyrexia and Serious Non-Infectious Febrile Events: Pyrexia was reported in clinical trials with TAFINLAR, and typically first occurred within two months of initiating therapy. The incidence and severity of pyrexia are increased when TAFINLAR is used in combination with trametinib (see below and 8 ADVERSE REACTIONS, 8.2 Clinical Trial Adverse Reactions). Serious febrile drug reactions, which are defined as serious cases of fever including fever of any severity accompanied by severe rigors or chills, dehydration, hypotension or renal failure in the absence of another cause (e.g. infection), have occurred following treatment with TAFINLAR.

In the phase III study in unresectable or metastatic melanoma comparing TAFINLAR monotherapy to dacarbazine, serious febrile drug reactions occurred in 4.8% (9/187) of patients who received TAFINLAR monotherapy compared to no patients in the dacarbazine control arm. In this study, 12% (22/187) and 9% (17/187) of patients had their dose interrupted or reduced, respectively, due to febrile-related events. The median time to initial onset of febrile

events was 3 weeks (range 0 to 54 weeks).

In the phase III study comparing TAFINLAR in combination with trametinib to TAFINLAR monotherapy in unresectable or metastatic melanoma, pyrexia occurred in 57% (119/209; 7% Grade 3) of patients who received combination therapy compared to 33% (69/211; 2% Grade 3) of patients treated with monotherapy. Serious febrile drug reactions occurred in 17% (35/209) of patients who received combination therapy compared to 7% (15/211) of patients treated with the monotherapy. The median time to initial onset of any (non-serious and serious) febrile event was 38 days (range 1 to 716 days) and 20 days (range 1 to 698 days) in patients receiving combination therapy and monotherapy, respectively. Thirty-one percent (64/209) of patients treated with the combination had 3 or more occurrences of pyrexia (any grade) compared to 7% (14/211) of patients treated with monotherapy. Permanent discontinuation of therapy due to pyrexia events was reported in 2% (4/209) of patients receiving combination therapy and in < 1% (2/211) of patients treated with monotherapy. Pyrexia events resulted in hospitalization in 14% of patients treated with the combination and in 5% of patients treated with monotherapy. In this study, the majority of patients in the combination therapy group with pyrexia required TAFINLAR dose modification to manage pyrexia events (dose interruption, dose reduction or permanent discontinuation). Compared to trametinib, approximately twice as many patients required TAFINLAR dose interruption, and approximately 5 times as many patients required TAFINLAR dose reduction, to manage events of pyrexia in the combination therapy group.

A higher percentage of patients treated with the combination (41%, 86/209) received medication for treatment of pyrexia than patients treated with the monotherapy (24%, 51/211). More patients receiving combination therapy (22%, 46/209) were also administered medications for secondary prophylactic treatment of pyrexia than patients receiving the monotherapy (9%, 19/211). Corticosteroids were used to manage pyrexia in 29% (61/209) of patients treated with the combination and 22% (47/211) of patients treated with single agent TAFINLAR. The median duration of corticosteroid use was approximately twice as long in patients treated with the combination (29 vs. 12 days).

In a phase III trial in the adjuvant treatment of melanoma, the incidence and severity of pyrexia (including influenza like illness, body temperature increased, hyperpyrexia and systemic inflammatory response syndrome) were higher in the TAFINLAR in combination with trametinib arm (67% (292/435); 6% Grade 3/4) compared to the placebo arm (15% (66/432); <1% Grade 3). The median time to onset was 23 days with the combination, with a median duration of 3 days.

In the NSCLC phase II study, pyrexia occurred in 57% (53/93; 5% Grade 3) of patients. The median time to onset of first occurrence of fever was 22 days (range: 3 days to 416 days) and the median duration of fever was 3.5 days (range: 1 to 33 days).

Monitor serum creatinine and other evidence of renal function during and following severe events of pyrexia. TAFINLAR therapy should be interrupted if the patient's temperature is $\geq 38.5^{\circ}\text{C}$ or for any serious febrile drug reaction. Initiate treatment with anti-pyretics and evaluate patients for signs and symptoms of infection. Depending on the severity and duration of fever, TAFINLAR can be restarted once the fever resolves; prophylaxis using anti-pyretics may be required when resuming TAFINLAR. The use of oral corticosteroids should be considered in those instances in which anti-pyretics are insufficient. Following resolution of grade 1 and 2 fevers ($38.5 - 40.0^{\circ}\text{C}$) TAFINLAR can be restarted at the recommended daily dose (150 mg twice daily). Following resolution of fevers $> 40.0^{\circ}\text{C}$ or fevers associated with other severe

signs or symptoms, if a decision is made to restart TAFINLAR, the dose should be reduced according to dose modification protocols (see 4 DOSAGE AND ADMINISTRATION, 4.2 Recommended Dose and Dosage Adjustment).

For patients treated with the combination therapy, trametinib should be continued at the same dose for Grade 1 and 2 fevers (38.5 - 40.0 °C). For fevers > 40°C or for any serious febrile drug reactions trametinib should also be interrupted until resolution of the adverse reaction and then resumed at the same or a reduced dose (see 4 DOSAGE AND ADMINISTRATION, 4.2 Recommended Dose and Dosage Adjustment).

Brain Metastases: The safety and efficacy of the combination of TAFINLAR and trametinib has not been evaluated in patients with a BRAF V600 mutation-positive melanoma or NSCLC which has metastasized to the brain. Three patients who developed brain metastases while on treatment with TAFINLAR in combination with trametinib in melanoma phase III trials experienced fatal cerebral haemorrhage (see 7 WARNINGS AND PRECAUTIONS, Hematologic).

Carcinogenesis and Mutagenesis

Cutaneous malignancies

Cutaneous Squamous Cell Carcinoma (CuSCC): Cases of cuSCC (which include those classified as keratoacanthoma or mixed keratoacanthoma subtype) have been reported in patients treated with TAFINLAR (see 8 ADVERSE REACTIONS, 8.2 Clinical Trial Adverse Reactions).

CuSCC occurred in 11% (86/797) of patients in the overall¹ TAFINLAR monotherapy population. In a pivotal phase III monotherapy study in unresectable or metastatic melanoma, cuSCC occurred in 9% of patients treated with TAFINLAR, and in no patients treated with dacarbazine (see 8 ADVERSE REACTIONS, 8.2 Clinical Trial Adverse Reactions). In the phase III combination study in unresectable or metastatic melanoma, cuSCC occurred in 3% (6/209) of patients receiving combination treatment with trametinib, compared to 10% (22/211) of patients receiving TAFINLAR monotherapy. In the study, the median time to onset of the first occurrence of cuSCC was 223 days for patients receiving combination therapy, and 60 days for patients in the monotherapy arm. All patients treated with monotherapy or combination therapy with trametinib who developed cuSCC continued on treatment without dose modification. Amongst the patients with cuSCC 67% (4/6) of patients receiving combination treatment with trametinib, and 32% (7/22) of patients receiving TAFINLAR monotherapy, developed subsequent lesions.

In a phase III trial in the adjuvant treatment of melanoma, 1% (6/435) of patients receiving

¹ The overall monotherapy population includes integrated safety population of 586 patients with unresectable or metastatic melanoma and the monotherapy arm patients (N=211) of the phase III combination treatment study in unresectable or metastatic melanoma.

TAFINLAR in combination with trametinib developed cuSCC compared to 1% (5/432) of patients receiving placebo. The median time to onset of the first occurrence of cuSCC in the combination arm was approximately 18 weeks.

In the NSCLC phase II study, 3% (3/93) of patients who received TAFINLAR in combination with trametinib developed cuSCC.

Skin examination should be performed prior to initiation of TAFINLAR and every 2 months during treatment with TAFINLAR. Monitoring should continue every 2 to 3 months for 6 months following discontinuation of TAFINLAR.

Cases of cuSCC should be managed by dermatological excision and TAFINLAR treatment can be continued without any dose adjustment. Patients should be instructed to immediately inform their physician if new lesions develop.

New Primary Melanoma: New primary melanomas were reported in 1% (11/797) of the overall TAFINLAR monotherapy population. In the phase III study comparing TAFINLAR to dacarbazine in unresectable or metastatic melanoma, new primary melanomas were reported in 2% (4/187) of patients treated with TAFINLAR monotherapy and in no patients treated with dacarbazine (see 8 ADVERSE REACTIONS, 8.2 Clinical Trial Adverse Reactions). In the phase III combination study in unresectable or metastatic melanoma, new primary melanomas were reported in < 1% (1/209) of patients treated with combination treatment with trametinib and in 2% (4/211) of patients receiving TAFINLAR monotherapy. In the phase III clinical trial in the adjuvant treatment of melanoma, new primary melanomas occurred in < 1% (1/435) of patients receiving the combination of TAFINLAR and trametinib as opposed to 1% (6/432) of patients receiving placebo.

Perform dermatologic monitoring as recommended for cuSCC above.

Non-cutaneous malignancies

The paradoxical activation of MAP-kinase signalling in BRAF wild-type cells exposed to BRAF inhibitors may lead to increased risk of non-cutaneous malignancies, including those with RAS mutations, in patients treated with TAFINLAR. In clinical trials, cases of RAS-associated malignancies have been reported including colorectal adenocarcinoma, bile duct adenocarcinoma and pancreatic adenocarcinoma, which have resulted in discontinuation of TAFINLAR.

Non-cutaneous malignancies were reported in 2% (4/187) of patients receiving TAFINLAR monotherapy in the phase III study comparing TAFINLAR to dacarbazine in unresectable or metastatic melanoma. In the phase III combination study in unresectable or metastatic melanoma, non-cutaneous malignancies were reported in 1% (3/209) and 3% (6/211) of patients receiving the combination treatment with trametinib and TAFINLAR monotherapy, respectively. In the NSCLC phase II study, non-cutaneous malignancies were reported in 1% (1/93) of patients receiving the combination treatment with trametinib. In the phase III trial in the adjuvant treatment of melanoma comparing combination of TAFINLAR and trametinib to placebo, non-cutaneous secondary malignancies or recurrent malignancies were observed in 1% (5/435) of patients receiving active therapy compared to 1% (3/432) of patients receiving placebo.

Evaluate patients for symptoms or clinical signs of non-cutaneous malignancies before

initiation of treatment, periodically during treatment, or as clinically indicated. Consider the benefits and risks before continuing treatment with TAFINLAR in patients with a non-cutaneous malignancy that has a RAS mutation. No dose modification of trametinib is required when taken in combination with TAFINLAR.

Following discontinuation of TAFINLAR, monitoring for non-cutaneous malignancies should continue for up to 6 months. Abnormal findings should be managed according to clinical practices.

Cardiovascular

Valve Abnormalities: Patients were excluded from clinical studies of TAFINLAR if they had abnormal valve morphology of \geq grade 2. Right sided heart valve defects were reported in one of 10 dogs treated with 50 mg/kg/day dabrafenib at > 5 times human clinical exposure (see 16 NON-CLINICAL TOXICOLOGY, General Toxicology).

Worsening of baseline valve disease resulting in permanent discontinuation was reported in $< 1\%$ of patients (1/797) in the overall TAFINLAR monotherapy population.

QTc Prolongation: Patients were excluded from clinical studies of TAFINLAR if they had a baseline QTc of ≥ 480 msec. Particular care should be exercised when administering TAFINLAR to patients who are suspected to be at an increased risk of experiencing torsade de pointes (see 10 CLINICAL PHARMACOLOGY, 10.2 Pharmacodynamics, Cardiac Electrophysiology).

Venous Thromboembolism: Fatal venous thromboembolism (VTE) events, including deep vein thrombosis (DVT) and pulmonary embolism (PE), have occurred when TAFINLAR was used in combination with trametinib.

In a phase I/II study in unresectable or metastatic melanoma, deep venous thrombosis (DVT) and pulmonary embolism (PE) occurred in 6% (12/204) of patients treated with TAFINLAR in combination with trametinib, including 2 fatalities (1%). In the phase III combination study in unresectable or metastatic melanoma, DVT or PE occurred in 3% (6/209) of patients receiving combination therapy and in $< 1\%$ (2/211) of patients receiving TAFINLAR monotherapy. In the phase III study in the adjuvant treatment of melanoma, DVT and PE occurred in 2% (7/435) of patients receiving TAFINLAR and trametinib compared to 1% (5/432) of patients receiving placebo. In the NSCLC phase II study, PE occurred in 4% (4/93) of patients receiving TAFINLAR and trametinib.

If patients develop symptoms of pulmonary embolism or deep vein thrombosis such as shortness of breath, chest pain, or arm or leg swelling, they should immediately seek medical care.

Driving and Operating Machinery

There have been no studies to investigate the effect of TAFINLAR on driving performance or the ability to operate machinery. The clinical status of the patient and the adverse event profile of TAFINLAR should be borne in mind when considering the patient's ability to perform tasks that require judgment, motor and cognitive skills. Patients should be made aware of the potential for fatigue and eye problems to affect these activities.

Endocrine and Metabolism

Hyperglycaemia: Grade 3 elevations of hyperglycaemia based on laboratory values were reported in 5% (39/797) of patients treated with TAFINLAR monotherapy; in addition, 1 subject reported a Grade 4 elevation. In a phase III combination study in patients with unresectable or metastatic melanoma, a higher percentage of patients receiving TAFINLAR and trametinib combination therapy (7%, 15/209) had hyperglycaemia adverse events than patients receiving monotherapy (3%, 7/211). In this study, 2% (5/209) of patients in the combination arm reported Grade 3 events compared to < 1% (1/211) in the monotherapy arm. In addition, there was 1 subject with Grade 4 hyperglycaemia in the combination arm, compared to no Grade 4 cases in the monotherapy arm. All subjects with hyperglycaemia events in both treatment arms continued dosing. Four of 15 patients with a history of diabetes receiving TAFINLAR in combination with trametinib, and 2 of 16 patients with a history of diabetes receiving monotherapy, required more intensive hypoglycaemic therapy in this study.

Monitor glucose regularly in patients with diabetes or hyperglycaemia and adjust anti-diabetic treatments accordingly. Advise patients to report symptoms of severe hyperglycaemia such as excessive thirst or any increase in the volume or frequency of urination.

Hematologic

Haemorrhage: An increase in bleeding events including major haemorrhagic events (defined as symptomatic bleeding in a critical site, and fatal intracranial haemorrhages), have been reported when TAFINLAR is used in combination with trametinib.

In a phase I/II study in unresectable or metastatic melanoma, bleeding events (any grade) were reported in 31% (17/55) of patients treated with combination therapy, compared to 6% (3/53) treated with single agent TAFINLAR. Intracranial haemorrhage occurred in 5% (3/55) of patients in the combination arm, and was fatal in two patients (4%). Gastrointestinal haemorrhage occurred in 7% (4/55) of patients in the combination arm; none of the events were fatal. No intracranial or gastrointestinal haemorrhage was reported in the monotherapy arm. In a phase III study in unresectable or metastatic melanoma, bleeding events (any grade) were reported in 19% (40/209) of patients treated with combination therapy compared to 15% (32/211) of patients receiving TAFINLAR monotherapy. Intracranial haemorrhage was fatal in 1% (3/209) of patients in the study treated with combination therapy. Gastrointestinal haemorrhage occurred in 6% (12/209) of patients in the combination arm; none of the events were fatal. Gastrointestinal haemorrhage occurred in 3% (6/211) of patients in the TAFINLAR monotherapy arm; none of the events were fatal. No intracranial haemorrhage was reported in the monotherapy arm.

In the melanoma phase III trial in unresectable or metastatic melanoma, 6 patients (1%) taking TAFINLAR in combination with trametinib experienced fatal cerebral haemorrhage, including 2 who were taking anticoagulants and 3 who had developed brain metastases. The risk for serious haemorrhagic events in patients with unstable and/or symptomatic brain metastases or low platelets (< 75,000) is not established, as patients with these conditions were excluded from clinical trials. The risk of haemorrhage may be increased with concomitant use of antiplatelet or anticoagulant therapy or in patients who develop brain metastases while on treatment.

No fatal haemorrhagic events occurred in the phase III study in the adjuvant treatment of melanoma.

In the NSCLC phase II study, the incidence of haemorrhagic events in patients receiving TAFINLAR in combination with trametinib was 26% (24/93). Fatal haemorrhagic events occurred in 2% (2/93) of patients receiving TAFINLAR in combination with trametinib, one with retroperitoneal haemorrhage and one with subarachnoid haemorrhage.

If haemorrhage occurs, patients should be treated as clinically indicated. Patients should be advised to seek immediate medical care if they develop symptoms of haemorrhage.

Cerebral haemorrhage (including fatal cases) associated with TAFINLAR in combination with trametinib were reported in clinical trials and during post-marketing use.

Neutropenia: Neutropenia as an adverse event, including Grade 3 or 4 occurrences (14%, 30/209), has been reported in association with the combination of TAFINLAR and trametinib. Patients receiving the combination therapy should have their complete blood counts determined at baseline and periodically on treatment (see Monitoring and Laboratory Tests).

Hepatic/Biliary/Pancreatic

Hepatotoxicity: Hepatic adverse events have been reported when TAFINLAR is used in combination with trametinib. In the phase III combination study in unresectable or metastatic melanoma, a higher percentage of patients had hepatic events in the combination therapy arm (39 patients, 19%), including Grade 3 adverse events (7%), than in the TAFINLAR monotherapy arm [25 patients, 12%; Grade 3 (1%); Grade 4 (< 1%)]. In the combination arm, adverse events that led to dose reduction occurred in 3 patients (1%) due to TAFINLAR and 4 patients (2%) due to trametinib; no cases were reported in the monotherapy arm; adverse events that led to dose interruption occurred in 8 patients (4%) due to TAFINLAR and in 9 patients (4%) due to trametinib in the combination arm compared to 4 patients (2%) in the monotherapy arm; adverse events that led to the drug being withdrawn occurred in 2 patients (< 1%) due to TAFINLAR and in 1 patient (< 1%) due to trametinib; no cases were reported in the monotherapy arm. Two patients receiving the combination therapy permanently discontinued either TAFINLAR or both TAFINLAR and trametinib due to elevations in liver enzymes (see 8 ADVERSE REACTIONS, 8.2 Clinical Trial Adverse Reactions). In the adjuvant treatment of melanoma phase III combination study, 21% (91/435) of patients in the TAFINLAR and trametinib arm, including 7% with Grade 3 adverse events, and 3% (13/432) of patients in the placebo arm experienced hepatic events.

In the NSCLC phase II study, hepatic disorders were reported in 22% (20/93) of patients treated with TAFINLAR in combination with trametinib.

Pancreatitis: Cases of pancreatitis have been reported in the overall TAFINLAR monotherapy melanoma population (< 1%, 3/797 patients) and in the post-marketing setting, generally occurring soon after initiation of TAFINLAR. One of the events occurred on the first day of dosing of a patient and recurred following re-treatment at a reduced dose. In the phase I/II and phase III studies in unresectable or metastatic melanoma, pancreatitis has been reported in 2% (4/204) and < 1% (1/209), respectively, of patients treated with the combination of TAFINLAR and trametinib. In the adjuvant treatment of melanoma trial, pancreatitis was reported in 1% (6/435) of patients receiving TAFINLAR in combination with trametinib, and in < 1% (1/432) of patients receiving placebo.

In the NSCLC phase II study, acute pancreatitis has been reported in 1% (1/93) of patients

treated with the combination of TAFINLAR and trametinib.

Unexplained abdominal pain should be promptly investigated to include measurement of serum amylase and lipase. Patients should interrupt dosing and should be closely monitored if re-starting TAFINLAR after an episode of pancreatitis.

Immune

Sarcoidosis: Cases of sarcoidosis have been reported in patients treated with TAFINLAR in combination with trametinib, mostly involving the skin, lung, eye and lymph nodes. In the majority of the cases, treatment with TAFINLAR and trametinib was maintained. In case of a diagnosis of sarcoidosis, relevant treatment should be considered. It is important not to misinterpret sarcoidosis as disease progression.

Monitoring and Laboratory Tests

Before taking TAFINLAR, confirmation of the existence of a BRAF V600 mutation in a tumour specimen is required, using a validated test.

Before taking TAFINLAR, at every 2 months during therapy and every 2 to 3 months for 6 months after discontinuation, patients should be monitored for cuSCC and new primary melanomas. Monitor for non-cutaneous malignancies as clinically appropriate.

Patients should also be monitored for uveitis including visual disturbances during therapy.

Electrolytes (including phosphate) and glucose determinations should be performed at baseline and periodically while on TAFINLAR therapy. Glucose should be monitored more often in patients with pre-existing diabetes or hyperglycaemia.

Blood pressure should be measured at baseline and periodically during treatment (see 10 CLINICAL PHARMACOLOGY, 10.2 Pharmacodynamics).

Monitor serum creatinine and other evidence of renal function routinely during treatment and in events of severe pyrexia.

Monitor patients receiving TAFINLAR in combination with trametinib carefully for bleeding events and neurologic symptoms.

Patients receiving the combination therapy should have their complete blood counts determined at baseline and periodically on treatment.

Monitor liver function in patients receiving treatment with TAFINLAR in combination with trametinib approximately every 4 weeks for 6 months after treatment initiation of this combination therapy. Liver monitoring may be continued thereafter as clinically indicated during therapy.

Ophthalmologic

Uveitis: Ophthalmologic reactions, most notable uveitis (including iritis), have been reported in patients treated with TAFINLAR. The severity of uveitis is increased when TAFINLAR is used in combination with trametinib (see below and 8 ADVERSE REACTIONS, 8.2 Clinical Trial

Adverse Reactions). Uveitis was observed in 1% (11/797) of patients in the overall TAFINLAR monotherapy population. All cases reported were Grade 1 or 2. Uveitis was reported in 2% (9/559) of patients treated with the combination of TAFINLAR and trametinib in a large phase III clinical trial population in unresectable or metastatic melanoma. The 9 patients experienced 10 events; four events were Grade 3. Four of the 10 events were managed without dose interruption of TAFINLAR (or trametinib). Five of the 10 events resulted in interruption (4 cases) or discontinuation (1 case) of both TAFINLAR and trametinib. In the remaining case only trametinib was interrupted, while the doses of both TAFINLAR and trametinib were reduced. All but one of the Grade 3 cases resulted in dose interruption of TAFINLAR and trametinib (2 cases) or discontinuation of both drugs (1 case), the remaining case did not modify dosing due to uveitis.

Monitor patients for visual signs and symptoms (such as change in vision, photophobia, and eye pain) during therapy and withhold TAFINLAR (and trametinib when used in combination therapy) in patients with uveitis whose symptoms do not improve despite local ocular therapy (see 4 DOSAGE AND ADMINISTRATION, 4.2 Recommended Dose and Dosage Adjustment).

Renal

Renal Failure: Renal failure was reported in 1.5% of patients in the overall TAFINLAR monotherapy population (12/797). Renal failure was associated with pyrexia and/or dehydration in 4 of 12 cases. In a phase I/II trial in unresectable or metastatic melanoma, renal failure was reported in 7% (4/55) of patients treated with TAFINLAR in combination with trametinib compared to 4% (2/53) of patients treated with TAFINLAR monotherapy; all events were Grade 3/Grade 4 (combination therapy) or Grade 2 (monotherapy). In a phase III trial in unresectable or metastatic melanoma, renal failure was reported in 4% (8/209) of patients treated with the combination of TAFINLAR and trametinib and in 2% (5/211) of patients treated with TAFINLAR monotherapy. In the combination therapy, renal failure was associated with pyrexia and/or dehydration in 5 of the 8 cases. In this study, 2 patients in the combination therapy arm and no patients in the TAFINLAR monotherapy arm reported Grade 3 events of increased blood creatinine and nephritis (including 1 case (0.5%, 1/209) of granulomatous/interstitial nephritis). In the phase II NSCLC study, Grade 3 renal failure was reported in one patient, Grade 3 increased blood creatinine was reported in one patient, and Grade 3 tubulointerstitial nephritis was reported in 2% (2/93) of patients. Granulomatous/tubulointerstitial nephritis been reported in one (< 1%) patient in a clinical study with TAFINLAR monotherapy. Granulomatous/tubulointerstitial nephritis has also been reported in the post-marketing setting with TAFINLAR monotherapy and TAFINLAR in combination with trametinib (see 8 ADVERSE REACTIONS).

Monitor serum creatinine and other evidence of renal function routinely during treatment and in events of severe pyrexia.

Reproductive Health: Female and Male Potential

Reproduction: Male patients (including those who have had a vasectomy) with sexual partners who are pregnant, or are of childbearing potential should use condoms during sexual intercourse while taking TAFINLAR and for at least 2 weeks following discontinuation of treatment and at least 16 weeks following the last dose of trametinib when taken in combination with TAFINLAR.

Women of childbearing potential should use effective methods of contraception during therapy

(methods that result in less than 1% pregnancy rates) and for 2 weeks following discontinuation of TAFINLAR and at least 16 weeks following the last dose of trametinib when taken in combination with TAFINLAR. Dabrafenib is likely to decrease the efficacy of oral or any systemic hormonal contraceptives and effective alternative methods of contraception should be used (see 9 DRUG INTERACTIONS, 9.4 Drug-Drug Interactions, Effect of Dabrafenib on Other Drugs).

If TAFINLAR is used during pregnancy, or if the patient becomes pregnant while taking TAFINLAR, the patient should be advised of the potential risk to the foetus.

Fertility: There are no fertility data in humans. Adverse effects of dabrafenib on male reproductive organs have been seen in animals (see 16 NON-CLINICAL TOXICOLOGY, Reproductive and Developmental Toxicity). Male patients should be informed of the potential risk for impaired spermatogenesis, which may be irreversible.

Skin

Severe cutaneous adverse reactions: Cases of severe cutaneous adverse reactions (SCARs), including Stevens-Johnson syndrome (SJS) and drug reaction with eosinophilia and systemic symptoms (DRESS), which can be life-threatening or fatal, have been reported during treatment with TAFINLAR in combination with trametinib. Before initiating treatment, patients should be advised of the signs and symptoms and monitored closely for skin reactions. If signs and symptoms suggestive of SCARs appear, TAFINLAR and trametinib should be withdrawn.

7.1 Special Populations

7.1.1 Pregnant Women

TAFINLAR should not be administered to pregnant women. Dabrafenib may cause foetal harm by interfering with BRAF function, which is essential for the developing embryo. There are no adequate and well-controlled studies of TAFINLAR in pregnant women (see 7 WARNINGS AND PRECAUTIONS, Reproductive Health: Female and Male Potential). Dabrafenib caused reproductive toxicity and teratogenicity in rats (see 16 NON-CLINICAL TOXICOLOGY, Reproductive and Developmental Toxicity).

7.1.2 Breast-feeding

No studies have been conducted with TAFINLAR in nursing mothers. TAFINLAR should not be used by nursing women. It is not known whether dabrafenib is transferred into human milk. Because many drugs are transferred into human milk, and because of the potential for serious adverse reactions from dabrafenib in nursing infants, a decision should be made whether to discontinue nursing or discontinue the drug, taking into account the importance of the drug to the mother.

7.1.3 Pediatrics

Pediatrics (< 18 years of age): No data are available to Health Canada; therefore, Health Canada has not authorized an indication for pediatric use. Studies in juvenile animals have shown adverse effects, including effects on growth and renal toxicity, which had not been observed in adult animals (see 16 NON-CLINICAL TOXICOLOGY, Juvenile Toxicity).

7.1.4 Geriatrics

Geriatrics (≥ 65 years of age): Of the total number of patients in clinical studies of TAFINLAR monotherapy (N = 797), 23% were 65 years of age and older, and 6% were 75 years of age and older. Compared with younger patients (< 65 years), more patients ≥ 65 years old had adverse events that led to dabrafenib dose reductions (23% versus 14%) or interruptions (46% versus 30%). In addition, older patients experienced more serious adverse events compared to younger patients (46% versus 27%).

Of the number of patients in a phase III clinical study in unresectable or metastatic melanoma receiving TAFINLAR in combination with trametinib (N = 209), 56 patients (27%) were 65 years of age and older, and 11 patients (5%) were 75 years of age and older. Compared with younger patients (< 65 years), more patients ≥ 65 years old had adverse events that led to dose reductions (43% versus 23%) or interruptions (66% versus 53%) of therapy with TAFINLAR or trametinib. In addition, older patients experienced more serious adverse events compared to younger patients (59% versus 36%). The incidences of peripheral oedema in the combination (34% vs. 16%) and monotherapy arms (18% vs. 5%) and of decreased appetite in the combination (21% vs. 9%) and monotherapy arms (15% vs. 13%) were more frequent in patients ≥ 65 years than in patients < 65 years, respectively.

Of the 435 patients who received TAFINLAR plus trametinib in the combination phase III study in the adjuvant treatment of melanoma, 85 patients (20%) were aged 65 years and older and 12 patients (3%) were aged 75 years and older. No overall differences in the effectiveness or safety of TAFINLAR plus trametinib were observed in elderly patients compared to younger patients.

8 ADVERSE REACTIONS

8.1 Adverse Reaction Overview

Unresectable or Metastatic Melanoma - TAFINLAR Monotherapy

The safety of TAFINLAR monotherapy was evaluated in an integrated safety population of 586 patients with BRAF V600-mutant unresectable or metastatic melanoma, with a median duration of treatment of 5.5 months (range 0 to 23 months). Approximately 46% of patients received treatment with TAFINLAR for more than 6 months.

The most common adverse drug reactions (≥ 15%) of any grade for TAFINLAR in either the overall monotherapy safety population or the phase III pivotal study comparing TAFINLAR to dacarbazine in unresectable or metastatic melanoma, include hyperkeratosis, headache, pyrexia, palmar-plantar erythrodysesthesia (PPE), arthralgia, fatigue, nausea, skin papilloma, alopecia, and rash.

Unresectable or Metastatic Melanoma - TAFINLAR in Combination with Trametinib

The safety of TAFINLAR in combination with trametinib was evaluated in a multicentre, randomized phase III study (MEK115306) in a safety population of 209 patients with unresectable or metastatic melanoma. In this study, approximately 71% of patients received treatment with TAFINLAR and trametinib for more than 6 months. The median durations of

treatment in the combination and monotherapy arms were 11 and 8 months, respectively.

A higher percentage of patients had AEs leading to permanent discontinuation of study treatment in the combination therapy arm of the MEK115306 study (11%) than in the monotherapy arm (7%). The percentage of patients with AEs leading to dose interruptions and dose reductions was also higher in the combination therapy arm than with TAFINLAR monotherapy. Fifty six percent (56%) and 28% of patients receiving the combination therapy had dose interruptions and reductions, respectively, compared to 37% and 14% of patients treated with the monotherapy.

Adjuvant Treatment of Melanoma - TAFINLAR in Combination with Trametinib

The safety of TAFINLAR in combination with trametinib has been evaluated in a phase III, randomized, double-blind study of TAFINLAR in combination with trametinib versus two placebos in the adjuvant treatment of Stage III BRAF V600 mutation-positive melanoma after surgical resection. The median duration of exposure was 11 months for dabrafenib and trametinib and 10 months for the placebo arm. The majority of patients had > 6 to 12 months of exposure to dabrafenib (71%) and trametinib (72%), respectively.

In the TAFINLAR 150 mg twice daily and trametinib 2 mg once daily arm, the most common adverse reactions ($\geq 20\%$) were pyrexia, fatigue, nausea, headache, rash, chills, diarrhoea, vomiting, arthralgia and myalgia. The most common serious adverse reactions ($\geq 1\%$) were pyrexia, chills, ejection fraction decreased, erysipelas, hypotension, cellulitis and chorioretinopathy.

Adverse reactions resulting in the permanent discontinuation of TAFINLAR in combination with trametinib occurred in 26% of patients. Adverse reactions leading to dose interruptions or reductions of TAFINLAR in combination with trametinib occurred in 66% and 38% of patients, respectively.

Female patients treated with combination therapy had higher incidences of treatment-related adverse events (95% vs. 88%) and treatment-related serious adverse events (31% vs. 24%), corresponding to more dose reductions (45% vs. 33%), dose interruptions (70% vs. 64%), and adverse events leading to discontinuation (32% vs. 22%) compared to male patients. No differences in the pattern of adverse events or the overall incidence of adverse events (females: 98% vs. males: 96%) were observed between genders.

Metastatic Non-Small Cell Lung Cancer - TAFINLAR in Combination with Trametinib

The safety of TAFINLAR in combination with trametinib was also evaluated in a phase II, multi-centre, multi-cohort, non-randomised, open-label study of patients with BRAF V600E mutation positive metastatic NSCLC. Patients (N = 93) had a median exposure to TAFINLAR of 8.5 months (range: 0.3-31.6 months), with 62% of patients receiving treatment with TAFINLAR and trametinib for more than 6 months.

The most common adverse drug reactions ($\geq 20\%$) reported in patients with NSCLC who received TAFINLAR in combination with trametinib were pyrexia, asthenia, nausea, vomiting, oedema peripheral, diarrhoea, dry skin, rash decreased appetite, haemorrhage and chills.

The most common serious adverse drug reactions ($\geq 2\%$) reported in patients with NSCLC who received TAFINLAR in combination with trametinib were pyrexia, ejection fraction decreased, alanine aminotransferase increased, aspartate aminotransferase increased, hypotension, vomiting, anaemia, nausea, abdominal pain, asthenia, back pain, blood alkaline phosphatase increased, chills, confusional state, decreased appetite, dehydration, diarrhoea, dyspnoea, haemoptysis, hypercalcaemia, lung infection, pulmonary embolism, renal failure, respiratory distress, squamous cell carcinoma of skin and tubulointerstitial nephritis.

Twenty percent (20%) of NSCLC patients treated with the TAFINLAR and trametinib combination had AEs leading to permanent discontinuation of study treatment. The percentage of patients with AEs leading to dose interruptions and dose reductions was 67% and 35%, respectively.

8.2 Clinical Trial Adverse Reactions

Clinical trials are conducted under very specific conditions. Therefore, the adverse reaction rates observed in the clinical trials may not reflect the rates observed in practice and should not be compared to the rates in the clinical trials of another drug. Adverse reaction information from clinical trials may be useful for identifying and approximating rates of adverse drug reactions in real-world use.

Unresectable or Metastatic Melanoma - TAFINLAR Monotherapy

Table 4 reports adverse drug reactions from the pivotal phase III study comparing TAFINLAR monotherapy to dacarbazine (DTIC) in previously untreated patients with unresectable or metastatic melanoma (BRF113683) and one phase II single-arm study in patients with melanoma metastatic to the brain (BRF113929) (see 14 CLINICAL TRIALS). The laboratory abnormalities presented in Table 8 were identified from the pivotal phase III study. In study BRF113683, patients were allocated to TAFINLAR 150 mg orally twice daily or to DTIC intravenously 1000 mg/m² every 3 weeks. In study BRF113929, TAFINLAR was administered as 150 mg orally twice daily in an open label fashion.

In the phase III study, 28% of patients treated with TAFINLAR and 24% of patients treated with dacarbazine experienced serious adverse events (SAEs). The most common treatment-related SAEs in patients treated with TAFINLAR were cuSCC and pyrexia. Serious cases of pyrexia occurred in 10 of 187 patients (5%). Serious cases of cuSCC occurred in 12 of 187 patients (6%).

The incidence of adverse events resulting in permanent discontinuation of study medication in study BRF113683 was 3% for patients treated with TAFINLAR and 2% for patients treated with DTIC. In study BRF113929, the incidence of adverse events resulting in permanent discontinuation of study medication for TAFINLAR was 2%. The median duration of study treatment was 7.5 months for TAFINLAR and 2.8 months for DTIC in study BRF113683, and 3.9 months for TAFINLAR in study BRF113929. The incidence of adverse events leading to dose reductions was 20% for TAFINLAR and 17% for DTIC in study BRF113683 and was 14% for TAFINLAR in study BRF113929. The incidence of adverse events leading to dose interruptions was 32% for TAFINLAR and 27% for DTIC in study BRF113683 and was 32% for TAFINLAR in study BRF113929.

Table 4 Adverse Reactions Occurring in $\geq 10\%$ (All grades) or $\geq 2\%$ (Grades 3 or 4) of Patients in 2 Clinical Trials of TAFINLAR Monotherapy – Unresectable or Metastatic Melanoma Studies

	BRF113683: Treatment-Naïve Patients				BRF113929: Patients With Brain Metastases	
	TAFINLAR N = 187		DTIC N = 59		TAFINLAR N = 172	
	All Grades (%)	Grade 3 and Grade 4 (%)	All Grades (%)	Grade 3 and Grade 4 (%)	All Grades (%)	Grade 3 and Grade 4 (%)
Gastrointestinal disorders						
Nausea	27	<1	53	0	26	2
Vomiting	18	1	25	0	20	1
Diarrhoea	14	<1	12	0	13	<1
Constipation	13	2	15	0	8	0
General disorders and administration site conditions						
Pyrexia	31	3	14	0	26	<1
Fatigue	22	1	24	0	25	1
Asthenia	19	<1	15	2	5	0
Chills	12	0	2	0	11	<1
Infections and infestations						
Nasopharyngitis	16	0	7	0	6	0
Metabolism and nutritional disorders						
Decreased appetite	12	0	8	3	12	2
Hyperglycaemia	7	3	7	0	5	1
Hypophosphatemia	5	2	0	0	5	2
Musculoskeletal, connective tissue and bone disorders						
Arthralgia	32	2	2	0	17	0
Myalgia	13	0	0	0	15	0
Pain in extremity	13	<1	10	0	12	0
Neoplasms benign and malignant (including cysts and polyps)						
Skin papilloma	25	0	2	0	15	0
cuSCC ^{a, b}	9	7	0	0	6	4
Nervous system disorders						
Headache	34	0	8	0	28	2
Respiratory, thoracic and mediastinal disorders						
Cough	14	0	7	0	10	0
Skin and subcutaneous disorders						
Hyperkeratosis	39	2	2	0	26	<1
Alopecia	29	<1	3	0	15	0
PPE ^c	20	2	2	0	15	2
Rash	18	0	0	0	17	0
Dry Skin	10	0	0	0	8	0

^a Includes squamous cell carcinoma of the skin, squamous cell carcinoma *in situ* (Bowen's disease) and

keratoacanthoma

^b Cases of cutaneous squamous cell carcinoma were required to be reported as Grade 3 per protocol

^c PPE = Palmar-plantar erythrodysesthesia syndrome (hand-foot syndrome)

Unresectable or Metastatic Melanoma - TAFINLAR in Combination with Trametinib

Table 5 and Table 9 present adverse drug reactions and laboratory abnormalities, respectively, from the phase III study of TAFINLAR 150 mg given twice daily in combination with trametinib 2 mg given once daily compared to TAFINLAR monotherapy (see 14 CLINICAL TRIALS). The common adverse reactions in Table 5 were reported in $\geq 10\%$ of patients treated with the combination of TAFINLAR with trametinib, or were Grade 3 and 4 events reported in $\geq 2\%$ of patients treated with the combination treatment.

Table 5 Adverse Reactions (%) Occurring in $\geq 10\%$ (All Grades) or $\geq 2\%$ (Grades 3 or 4) of Patients Treated with TAFINLAR in Combination with Trametinib in the Unresectable or Metastatic Melanoma Study MEK115306

	MEK115306			
	TAFINLAR 150 mg BID + Trametinib 2 mg QD (N = 209)		TAFINLAR 150 mg BID + Placebo (N = 211)	
	All Grades (%)	Grade 3 and Grade 4 (%)	All Grades (%)	Grade 3 and Grade 4 (%)
Blood and lymphatic system disorders				
Neutropenia	10	3	2	<1
Anaemia	6	3	9	4
Cardiac disorders				
Ejection fraction decreased	6	1	3	2
Gastrointestinal disorders				
Nausea	34	<1	27	1
Diarrhoea	30	1	16	<1
Vomiting	25	<1	14	<1
Constipation	13	<1	10	0
Abdominal pain	13	<1	9	2
General disorders and administrative site conditions				
Pyrexia	57	7	33	2
Fatigue	39	2	37	1
Chills	31	0	17	<1
Oedema peripheral	21	<1	9	<1
Asthenia	12	1	14	<1
Hepatobiliary disorders				
ALT increased	13	2	6	<1
AST increased	13	3	4	<1
Infections and infestations				
Nasopharyngitis	12	0	10	0
Urinary tract infection	11	2	3	<1
Metabolism and nutritional disorders				
Decreased appetite	12	<1	13	<1
Hyperglycaemia ^a	7	3	3	<1

	MEK115306			
	TAFINLAR 150 mg BID + Trametinib 2 mg QD (N = 209)		TAFINLAR 150 mg BID + Placebo (N = 211)	
	All Grades (%)	Grade 3 and Grade 4 (%)	All Grades (%)	Grade 3 and Grade 4 (%)
Musculoskeletal, connective tissue and bone disorders				
Arthralgia	26	<1	31	0
Pain in extremity	15	1	17	<1
Myalgia	13	<1	13	0
Neoplasms benign and malignant (including cysts and polyps)				
cuSCC ^{b,c}	3	3	10	10
Nervous system disorders				
Headache	33	<1	30	1
Dizziness	14	0	7	0
Respiratory, thoracic, and mediastinal disorders				
Cough	21	0	21	0
Skin and subcutaneous tissue disorders				
Rash	27	0	22	<1
Dry skin	12	0	16	0
Pruritus	12	0	14	0
Dermatitis acneiform	10	0	4	0
Vascular disorders				
Hypertension	25	6	16	6
Haemorrhage ^d	19	2	15	2
Hypotension	6	2	3	<1

^a Includes hyperglycaemia, type 2 diabetes, diabetes mellitus, and blood glucose increase

^b Includes squamous cell carcinoma of skin, squamous cell carcinoma *in situ* (Bowen's disease) and keratoacanthoma

^c Cases of cutaneous squamous cell carcinoma were required to be reported as Grade 3 per protocol

^d Includes intracranial and gastric haemorrhage

Adjuvant Treatment of Melanoma - TAFINLAR in Combination with Trametinib

Table 6 and Table 10 present adverse drug reactions and laboratory abnormalities, respectively, from the adjuvant treatment of melanoma phase III study (BRF115532) of TAFINLAR 150 mg given twice daily in combination with trametinib 2 mg given once daily (see 14 CLINICAL TRIALS). The adverse drug reactions in Table 6 were reported in $\geq 10\%$ of patients treated with the combination of TAFINLAR with trametinib, or were Grade 3 and 4 events reported in $\geq 2\%$ of patients treated with the combination.

Table 6 Adverse Reactions (%) Occurring in $\geq 10\%$ (All Grades) or $\geq 2\%$ (Grades 3 and 4) of Patients Treated with TAFINLAR in Combination with Trametinib in the Adjuvant Treatment of Melanoma Study BRF115532

	Study BRF115532			
	TAFINLAR 150 mg BID + Trametinib 2 mg QD (N = 435)		Placebo (N = 432)	
	All Grades (%)	Grades 3 and 4 (%)	All Grades (%)	Grades 3 and 4 (%)
Blood and lymphatic system disorders				
Neutropenia ¹	10	5	<1	NR
Gastrointestinal disorders				
Nausea	40	<1	20	NR
Diarrhoea	33	<1	15	<1
Vomiting	28	<1	10	NR
Abdominal pain ²	16	<1	11	<1
Constipation	12	NR	6	NR
General disorders and administration site conditions				
Pyrexia ³	63	5	11	<1
Fatigue ⁴	59	5	37	<1
Chills	37	1	4	NR
Oedema peripheral ⁵	16	<1	6	NR
Influenza-like illness	15	<1	7	NR
Infections and infestations				
Nasopharyngitis ⁶	12	<1	12	NR
Investigations				
Alanine aminotransferase increased ⁷	17	4	2	<1
Aspartate aminotransferase increased ⁸	16	4	2	<1
Metabolism and nutrition disorders				
Decreased appetite	11	<1	6	NR
Musculoskeletal and connective tissue disorders				
Arthralgia	28	<1	14	NR
Myalgia ⁹	20	<1	14	NR
Pain in extremity	14	<1	9	NR
Muscle spasms ¹⁰	11	NR	4	NR
Nervous system disorders				
Headache ¹¹	39	1	24	NR
Dizziness ¹²	11	<1	10	NR
Respiratory, thoracic and mediastinal disorders				
Cough ¹³	17	NR	8	NR
Skin and subcutaneous tissue disorders				
Rash ¹⁴	37	<1	16	<1
Dry skin ¹⁵	14	NR	9	NR
Dermatitis acneiform	12	<1	2	NR
Erythema ¹⁶	12	NR	3	NR
Pruritus ¹⁷	11	<1	10	NR
Vascular disorders				
Haemorrhage ¹⁸	15	<1	4	<1
Hypertension ¹⁹	11	6	8	2
¹ Neutropenia also includes febrile neutropenia and cases of neutrophil count decreased that met the criteria for neutropenia				

² Abdominal pain also includes abdominal pain upper and abdominal pain lower
³ Pyrexia also includes hyperpyrexia
⁴ Fatigue also includes asthenia and malaise
⁵ Oedema peripheral also includes peripheral swelling
⁶ Nasopharyngitis also includes pharyngitis
⁷ Alanine aminotransferase increased also includes hepatic enzyme increased, liver function test increased, liver function test abnormal, and hypertransaminasaemia
⁸ Aspartate aminotransferase increased also includes hepatic enzyme increased, liver function test increased, liver function test abnormal, and hypertransaminasaemia
⁹ Myalgia also includes musculoskeletal pain and musculoskeletal chest pain
¹⁰ Muscle spasms also includes musculoskeletal stiffness
¹¹ Headache also includes tension headache
¹² Dizziness also includes vertigo
¹³ Cough also includes productive cough
¹⁴ Rash also includes rash maculo-papular, rash macular, rash generalized, rash erythematous, rash papular, rash pruritic, nodular rash, rash vesicular, and rash pustular
¹⁵ Dry skin also includes xerosis and xeroderma
¹⁶ Erythema also includes generalized erythema
¹⁷ Pruritus also includes pruritus generalized and pruritus genital
¹⁸ Haemorrhage includes a comprehensive list of hundreds of event terms that capture bleeding events.
¹⁹ Hypertension also includes hypertensive crisis
NR: not reported

Metastatic Non-Small Cell Lung Cancer - TAFINLAR in Combination with Trametinib

Table 7 and Table 11 present adverse drug reactions and laboratory abnormalities, respectively, from the NSCLC phase II study of TAFINLAR 150 mg given twice daily in combination with trametinib 2 mg given once daily (see 14 CLINICAL TRIALS). The common adverse drug reactions in Table 7 were reported in $\geq 10\%$ of patients treated with the combination of TAFINLAR with trametinib, or were Grade 3 and 4 events reported in $\geq 2\%$ of patients treated with the combination.

Table 7 Adverse Reactions (%) Occurring in $\geq 10\%$ (All Grades) or $\geq 2\%$ (Grades 3 or 4) of Patients Treated with TAFINLAR in Combination with Trametinib in the NSCLC Study BRF113928

	Study BRF113928	
	TAFINLAR 150 mg BID + Trametinib 2 mg QD (N = 93)	
	All Grades (%)	Grades 3 and 4 (%)
Blood and lymphatic system disorders		
Anaemia	16	4
Neutropenia ¹	15	8
Leukopenia	6	2
Cardiac disorders		
Ejection fraction decreased	9	4
Gastrointestinal disorders		
Nausea	46	0
Vomiting	37	3
Diarrhoea	33	2
Decreased appetite	28	0
Constipation	16	0
General disorders and administration site disorders		
Pyrexia	55	5
Asthenia ²	47	6
Oedema peripheral	34	0

	Study BRF113928	
	TAFINLAR 150 mg BID + Trametinib 2 mg QD	
	(N = 93)	
	All Grades (%)	Grades 3 and 4 (%)
Chills	24	1
Investigations		
Weight decreased	13	1
Blood alkaline phosphatase increased	12	0
Aspartate aminotransferase increased	11	2
Alanine aminotransferase increased	10	4
Weight increased	10	3
Gamma-glutamyltransferase increased	2	2
Metabolism and nutrition disorders		
Hyponatraemia	14	9
Dehydration	8	3
Hypercalcaemia	3	2
Musculoskeletal and connective tissue disorders		
Arthralgia	16	0
Myalgia	13	0
Muscle spasms	10	0
Neoplasms benign, malignant and unspecified (including cysts and polyps)		
Squamous cell carcinoma of skin	3	2
Nervous system disorders		
Headache	16	0
Dizziness	14	0
Renal and urinary disorders		
Tubulointerstitial nephritis	2	2
Respiratory, thoracic and mediastinal disorders		
Cough	23	0
Dyspnoea	15	2
Skin and subcutaneous tissue disorders		
Dry skin	32	1
Rash ³	31	3
Pruritus ⁴	15	2
Hyperkeratosis ⁵	13	1
Erythema	10	0
Vascular disorders		
Haemorrhage ⁶	26	3
Hypotension	15	2
Hypertension	8	6
Pulmonary embolism	4	2
¹ Neutropenia includes neutropenia and neutrophil count decreased. Neutrophil count decreased qualified as a neutropenia event. ² Asthenia also includes fatigue and malaise ³ Rash includes rash, rash generalized, rash papular, rash macular, rash maculo-papular and rash pustular ⁴ Pruritus includes pruritus, pruritus generalized and eye pruritus ⁵ Hyperkeratosis includes hyperkeratosis, actinic keratosis, seborrhoeic keratosis and keratosis pilaris ⁶ Haemorrhage includes cases of haemoptysis, haematoma, epistaxis, purpura, haematuria, subarachnoid haemorrhage, gastric haemorrhage, urinary bladder haemorrhage, contusion, haematochezia, injection site haemorrhage, melaena, pulmonary and retroperitoneal haemorrhage		

8.3 Less Common Clinical Trial Adverse Reactions

Unresectable or Metastatic Melanoma - TAFINLAR Monotherapy

Other clinically relevant adverse reactions reported in < 10% of patients or < 2% of patients with Grade 3 or 4 events treated with TAFINLAR monotherapy in the integrated safety population are presented below.

Cardiac Disorders: Atrial fibrillation (2%), Hypotension (<1%)

Eye Disorders: Uveitis (1%)

Gastrointestinal: Pancreatitis (<1%)

Immune: Influenza-like illness (4%), Hypersensitivity (1%)

Metabolic and Nutritional: Hyponatremia (3%)

Renal: Acute renal failure (1%), Renal failure (1%), Granulomatous/tubulointerstitial nephritis (<1%)

Skin and Subcutaneous Disorders: Actinic keratosis (9%), Seborrhoeic keratosis (8%), Erythema (6%), Acrochordon (5%), Skin lesion (5%), Pruritus (7%), Photosensitivity (3%), Panniculitis, including erythema nodosum (1%), New primary melanoma (1%)

Unresectable or Metastatic Melanoma - TAFINLAR in Combination with Trametinib

In addition to adverse reactions observed in the monotherapy studies, other clinically important adverse reactions reported in < 10% of patients or < 2% of patients with Grade 3 or 4 events treated with TAFINLAR 150 mg twice daily in combination with trametinib 2 mg once daily in the safety population from the phase III clinical trial include:

Blood and Lymphatic System Disorders: Thrombocytopenia (4%), Leukopenia (4%)

Cardiac Disorders: Bradycardia (<1%)

Eye Disorders: Vision blurred (3%), Visual impairment (2%), Periorbital oedema (<1%), Chorioretinopathy (<1%), Uveitis (<1%), Retinal detachment (<1%)

Gastrointestinal Disorders: Dry mouth (8%), Stomatitis (1%), Pancreatitis (<1%), Colitis (<1%)

General Disorders: Mucosal inflammation (2%), Influenza-like illness (8%), Face oedema (2%)

Hepatobiliary Disorders: Gamma-glutamyltransferase increased (2%), Blood alkaline phosphatase increased (8%)

Immune: Hypersensitivity (<1%)

Infections and Infestations: Cellulitis (3%), Folliculitis (6%), Paronychia (2%), Rash pustular

(3%)

Metabolism and Nutrition Disorders: Hyponatremia (2%), Dehydration (1%), Hypophosphatemia (4%)

Musculoskeletal and Connective Tissue Disorders: Muscle spasm (9%), Blood creatine phosphokinase increased (3%)

Neoplasms Benign, Malignant and Unspecified (including cysts and polyps): Seborrheic keratosis (4%), Skin papilloma (2%), Acrochordon (skin tags) (1%), New primary melanoma (<1%)

Renal: Renal failure (<1%), Granulomatous/tubulointerstitial nephritis (<1%)

Respiratory, Thoracic and Mediastinal Disorders: Dyspnoea (6%), Pneumonitis (<1%)

Skin and Subcutaneous Tissue Disorders: Erythema (9%), Alopecia (9%), Night sweats (6%), Hyperhidrosis (7%), Hyperkeratosis (7%), Skin lesion (3%), Palmar-plantar erythrodysesthesia syndrome (hand-foot syndrome) (5%), Actinic keratosis (5%), Urticaria (3%), Panniculitis, including erythema nodosum (3%), Skin fissures (2%), Photosensitivity (2%)

Vascular Disorders: Deep vein thrombosis and pulmonary embolism (3%), Lymphedema (<1%)

Adjuvant Treatment of Melanoma - TAFINLAR in Combination with Trametinib

Other clinically important adverse reactions reported in < 10% of patients or < 2% of patients with Grade 3 or 4 events treated with TAFINLAR in combination with trametinib in the safety population from the adjuvant treatment of melanoma phase III clinical trial include:

Eye disorders: Blurred vision (6%), Uveitis (1%), Chorioretinopathy* (1%), Retinal detachment** (1%)

Investigations: Alkaline phosphatase increased (7%), Ejection fraction decreased (5%)

Musculoskeletal and connective tissue disorders: Rhabdomyolysis (<1%)

Renal and urinary disorders: Renal failure (<1%)

Skin and subcutaneous tissue disorders: Palmar-plantar erythrodysesthesia syndrome (6%)

* Chorioretinopathy also includes chorioretinal disorder.

** Retinal detachment also includes detachment of macular retinal pigment epithelium and detachment of retinal pigment epithelium

Metastatic Non-Small Cell Lung Cancer (NSCLC) - TAFINLAR in Combination with Trametinib

Other clinically important adverse reactions reported in < 10% of patients or < 2% of patients with Grade 3 or 4 events treated with TAFINLAR in combination with trametinib in the safety population from the NSCLC phase II clinical trial include:

Eye Disorders: Detachment of retina/retinal pigment epithelium (2%)

Gastrointestinal Disorders: Pancreatitis acute (1%)

Renal and Urinary Disorders: Renal failure (3%)

8.4 Abnormal Laboratory Findings: Hematologic, Clinical Chemistry and Other Quantitative Data

Clinical Trial Findings

Unresectable or Metastatic Melanoma - TAFINLAR Monotherapy

Table 8 Laboratory Abnormalities Increased from Baseline in the Unresectable or Metastatic Melanoma Phase III Study BRF113683*

Preferred Term	TAFINLAR N = 187		DTIC N = 59	
	All Grades (%)	Grades 3 and 4 (%)	All Grades (%)	Grades 3 and 4 (%)
Hyperglycaemia	56	8	45	0
Hypophosphatemia	41	6	18	2
Hyponatremia	8	2	3	0
Increased Alkaline Phosphatase	23	0	16	2

*No grade 4 laboratory abnormalities in dabrafenib-treated or DTIC-treated patients were reported

Unresectable or Metastatic Melanoma - TAFINLAR in Combination with Trametinib

Table 9 Laboratory Abnormalities Changed from Baseline in the Phase III Unresectable or Metastatic Melanoma Study MEK115306

	MEK115306			
Preferred Term	TAFINLAR 150 mg BID + Trametinib 2 mg QD (N = 209)		TAFINLAR 150 mg BID + Placebo (N = 211)	
	All Grades (%)	Grades 3 and 4 (%)	All Grades (%)	Grades 3 and 4 (%)
Hyperglycaemia	65	6	57	4
Hypophosphatemia	38	4	35	7
Hyponatremia	24	6	14	3
Hypoalbuminemia	53	1	27	0
Creatinine	10	<1	7	<1
Increased Alkaline Phosphatase	50	<1	25	<1

Adjuvant Treatment of Melanoma - TAFINLAR in Combination with Trametinib

Table 10 Laboratory Abnormalities Changed from Baseline in the Phase III Adjuvant Treatment of Melanoma Study BRF115532

Test	TAFINLAR plus Trametinib N = 435		Placebo N = 432	
	All Grades (%)	Grades 3 and 4 (%)	All Grades (%)	Grades 3 and 4 (%)
Haematology^a				
Neutropenia	47	6	12	<1
Leukopenia	43	3	10	<1
Lymphopenia	26	5	6	<1
Anaemia	25	<1	6	<1
Liver Function Tests				
Increased AST ^b	57	6	11	<1
Increased ALT ^c	48	5	18	<1
Increased blood alkaline phosphatase ^a	38	1	6	<1
Chemistry				
Hyperglycaemia ^d	63	3	47	<1
Hypophosphatemia ^e	42	7	10	<1
Hypoalbuminemia ^a	25	<1	<1	0
Hyponatraemia ^a	16	3	3	<1

^a For these laboratory tests the denominator is 431 for TAFINLAR plus Trametinib and 428 for Placebo

^b For these laboratory tests the denominator is 430 for TAFINLAR plus Trametinib and 426 for Placebo

^c For these laboratory tests the denominator is 429 for TAFINLAR plus Trametinib and 428 for Placebo

^d For these laboratory tests the denominator is 430 for TAFINLAR plus Trametinib and 427 for Placebo

^e For these laboratory tests the denominator is 431 for TAFINLAR plus Trametinib and 427 for Placebo.

Metastatic Non-Small Cell Lung Cancer (NSCLC) - TAFINLAR in Combination with Trametinib

Table 11 Laboratory Abnormalities Changed from Baseline in the Phase II Study BRF113928

	Study BRF113928	
Preferred Term	TAFINLAR 150 mg BID + Trametinib 2 mg QD (N = 93) ¹	
	All Grades (%)	Grades 3 and 4 ² (%)
Hyperglycaemia	71	9
Hyponatraemia	57	17
Hypophosphataemia	36	7
Creatinine	21	1
Increased alkaline phosphatase	64	0
Increased AST	61	4
Anaemia	46	10
Leukocytopenia	48	8
Neutropenia	44	8
Lymphocytopenia	42	14
Thrombocytopenia	16	1

¹ For these laboratory tests the denominator is n = 90, except for leukocytopenia, neutropenia, lymphocytopenia and thrombocytopenia (n = 91)

² Grade 4 adverse reactions limited to AST increased (n = 1), lymphocytopenia (n = 1), neutropenia (n = 1), hypophosphataemia (n = 1) and hyponatraemia (n = 1)

8.5 Post-Market Adverse Reactions

The following adverse reactions have been reported during post-approval use of TAFINLAR. These include spontaneous case reports as well as serious adverse events from registries, investigator sponsored studies, clinical pharmacology studies and exploratory studies in unapproved indications.

Gastrointestinal: Gastrointestinal perforation

Immune system disorders: Sarcoidosis

Musculoskeletal and connective tissue disorders: Rhabdomyolysis

Vascular disorders: Venous thromboembolism (VTE) (including pulmonary embolism, deep vein thrombosis, embolism and venous thrombosis)

9 DRUG INTERACTIONS

9.1 Serious Drug Interactions

Serious Drug Interactions

Dabrafenib is teratogenic and embryofoetal toxic in animals and is likely to reduce the effectiveness of oral contraceptives. Alternative means of contraception should be considered in women of childbearing potential taking TAFINLAR (see 9.4 Drug-Drug Interactions).

9.2 Drug Interactions Overview

Dabrafenib is a moderate to strong *in vivo* inducer of CYP3A4, a weak *in vivo* inducer of CYP2C9 and may induce other enzymes or transporters including additional CYPs (CYP2B6, CYP2C8, CYP2C19), UDP glucuronosyltransferases (UGTs) and P-glycoprotein (P-gp). Dabrafenib is primarily metabolized by CYP2C8 and CYP3A4. Because dabrafenib induces CYPs involved in its own metabolism steady-state exposure to dabrafenib is lower than exposure following a single daily dose (see 10 CLINICAL PHARMACOLOGY).

Drug interactions have the potential to affect circulating concentrations of dabrafenib and its 3 predominant metabolites (hydroxy-, desmethyl- and carboxy-dabrafenib). The hydroxy and desmethyl metabolites have similar exposure and BRAF inhibitory activity compared to dabrafenib. The carboxy metabolite is less active but has >10-fold higher exposure compared to the parent drug and the other two metabolites (see 10 CLINICAL PHARMACOLOGY, 10.3 Pharmacokinetics).

The concomitant use of TAFINLAR with medicinal products known to prolong QTc interval or medicinal products able to induce torsades de pointes should be avoided if possible. Medicinal products that are generally accepted to carry the risk of QT prolongation and torsades de pointes include: Class IA (e.g. quinidine, disopyramide, procainamide), Class III (e.g. amiodarone, sotalol, ibutilide), or Class IC (e.g. flecainide), antiarrhythmic medicinal products, antipsychotics (e.g. chlorpromazine, haloperidol, pimozide), opioids (e.g. methadone), macrolide antibiotics (e.g. erythromycin), clarithromycin, quinolone antibiotics (e.g. moxifloxacin), antimalarials (e.g. chloroquine), GI stimulants or others (e.g. domperidone, droperidol).

9.4 Drug-Drug Interactions

The drugs listed in this table are based on either drug interaction case reports or studies, or potential interactions due to the expected magnitude and seriousness of the interaction (i.e., those identified as contraindicated).

Table 12 - Established or Potential Drug-Drug Interactions

[Proper/Common name]	Source of Evidence	Effect	Clinical comment
Midazolam	CT	Midazolam AUC ↓74%, C _{max} ↓61%	Dabrafenib is considered a moderate to strong inducer of CYP3A4.
Warfarin	CT	S-warfarin and of R-warfarin AUC ↓37% and ↓33%, C _{max} ↑18% and ↑19%	Dabrafenib is considered a weak inducer of CYP2C9. Potential loss of efficacy. Consider substitution. If co-administration of these medications is necessary, monitor patients for loss of efficacy.

[Proper/Common name]	Source of Evidence	Effect	Clinical comment
Substrates of CYP2B6, CYP2C8, CYP2C19, and UGTs and P-gp	T	Decreased substrate concentration	Dabrafenib may induce other enzymes or transporters including CYP2B6, CYP2C8, CYP2C19, and UGTs and P-gp.
Hormonal contraceptives	T	Decreased substrate concentration	Potential loss of efficacy. Consider substitution. If co-administration of these medications is necessary, monitor patients for loss of efficacy (see 7 WARNINGS AND PRECAUTIONS, 7.1 Special Populations).
Dexamethasone	T	Decreased substrate concentration	Potential loss of efficacy. Consider substitution. If co-administration of these medications is necessary, monitor patients for loss of efficacy.
OATB1B1 or OATP1B3 substrates such as statins	T	Transport inhibition	Caution is recommended.
Ketoconazole	CT	Dabrafenib AUC ↑71%, C _{max} ↑33%	Strong CYP3A4 inhibitors (e.g., ketoconazole, nefazodone, clarithromycin, ritonavir) should be avoided if possible and alternative agents should be considered during administration with TAFINLAR.
Gemfibrozil	CT	Dabrafenib AUC ↑47%	Strong CYP2C8 inhibitors (e.g. gemfibrozil) should be avoided if possible and alternative agents should be considered during administration with TAFINLAR.
Rifampin	CT	Dabrafenib AUC ↓34%, C _{max} ↓27%	Co-administration with strong inducers of CYP3A4 and CYP2C8 (e.g., rifampin, phenytoin, carbamazepine, phenobarbital, St John's wort) should be avoided due to the possibility of sub-therapeutic exposure to dabrafenib. Monitor patients for loss of efficacy or consider substitutions of these medicinal products.

Legend: C = Case Study; CT = Clinical Trial; T = Theoretical

Effects of Dabrafenib on Other Drugs: In human hepatocytes, dabrafenib produced dose-dependent increases in CYP2B6 and CYP3A4 mRNA levels up to 32 times the control levels. In a clinical study of 12 patients, repeat-dose of dabrafenib lowered the C_{max} and AUC of a single-dose of midazolam, a CYP3A4 substrate, by 61 % and 74 %, respectively. In a separate trial in 14 subjects, repeat-dose dabrafenib decreased the single-dose AUC of S-warfarin (a substrate of CYP2C9) and of R-warfarin (a substrate of CYP3A4/CYP1A2) by 37 % and 33 %, respectively, with small increases in C_{max} (18 and 19 % respectively). Thus, dabrafenib is considered a moderate to strong inducer of CYP3A4 and a weak inducer of CYP2C9 at the recommended therapeutic dose and may induce other enzymes or transporters including CYP2B6, CYP2C8, CYP2C19, and UGTs and P-gp.

Co-administration of TAFINLAR with medications such as hormonal contraceptives (see 7 WARNINGS AND PRECAUTIONS, Reproductive Health: Female and Male Potential), warfarin, or dexamethasone may result in decreased concentrations and loss of their efficacy. Consider substitution of these medicinal products. If co-administration of these medications is necessary, monitor patients for loss of efficacy.

Dabrafenib is an *in vitro* inhibitor of human organic anion transporting polypeptide (OATP) 1B1 (OATP1B1) and OATP1B3 and the clinical relevance of this inhibition can not be excluded. Therefore, caution is recommended at co-administration of dabrafenib and OATP1B1 or OATP1B3 substrates such as statins.

Although dabrafenib and its metabolites, hydroxy-dabrafenib, carboxy-dabrafenib and desmethyl-dabrafenib, were inhibitors of human organic anion transporter (OAT) 1 and OAT3 *in vitro*, the risk of a drug-drug interaction is minimal based on clinical exposure. Dabrafenib and desmethyl-dabrafenib were also shown to be moderate inhibitors of human breast cancer resistance protein (BCRP); however, based on clinical exposure, the risk of a drug-drug interaction is minimal.

Effect of Other Drugs on Dabrafenib: Results of *in vitro* studies indicate that CYP2C8 and CYP3A4 are the primary CYP enzymes involved in the oxidative metabolism of dabrafenib while hydroxy-dabrafenib and desmethyl-dabrafenib are metabolized primarily by CYP3A4. Therefore, inhibitors or inducers of these enzymes have the potential to affect the PK of dabrafenib or its metabolites.

Patients experienced an increase in steady-state dabrafenib C_{max} (33%) and AUC (71%) with co-administration of the CYP3A4 inhibitor ketoconazole, and increases in the active metabolites hydroxy- and desmethyl-dabrafenib (AUC increases of 82 and 68%, respectively). A decrease in exposure was noted for the less active carboxy-metabolite (AUC decrease of 16%). Co-administration of dabrafenib and gemfibrozil (a CYP2C8 inhibitor) resulted in an increase in steady-state dabrafenib AUC (47%) and no meaningful change in the concentrations of the metabolites. Strong CYP3A4 inhibitors (e.g., ketoconazole, nefazodone, clarithromycin, ritonavir) or CYP2C8 inhibitors (e.g. gemfibrozil) should be avoided if possible and alternative agents should be considered during administration with TAFINLAR.

Pharmacokinetic data showed a decrease in repeat-dose dabrafenib C_{max} (27%) and AUC (34%) upon co-administration with rifampin (CYP3A4/CYP2C8 inducer). There was an increase in C_{max} (85%) and AUC (73%) for carboxy-dabrafenib and a decrease in C_{max} (39%) and AUC (30%) for desmethyl-dabrafenib; no relevant change in AUC was noted for hydroxy-dabrafenib. Co-administration with strong inducers of CYP3A4 and CYP2C8 (e.g., rifampin, phenytoin, carbamazepine, phenobarbital, St John's wort) should be avoided due to the possibility of sub-

therapeutic exposure to dabrafenib. Monitor patients for loss of efficacy or consider substitutions of these medicinal products.

Co-administration of repeat dosing of dabrafenib 150 mg twice daily and a pH elevating agent, rabeprazole 40 mg once daily, resulted in a 3% increase in dabrafenib AUC and a 12% decrease in dabrafenib C_{max} . These changes in dabrafenib AUC and C_{max} are considered not clinically meaningful. Medicinal products that alter the pH of the upper gastrointestinal (GI) tract (e.g., proton pump inhibitors, H2-receptor antagonists, antacids) are not expected to reduce the bioavailability of dabrafenib.

Dabrafenib is a substrate of human P-glycoprotein (P-gp) and BCRP1 *in vitro*. However, these transporters have minimal impact on dabrafenib oral bioavailability and elimination, and the risk of a drug-drug interaction is minimal.

9.5 Drug-Food Interactions

High fat foods reduce the exposure to dabrafenib (see 4 DOSAGE AND ADMINISTRATION and 10 CLINICAL PHARMACOLOGY, 10.3 Pharmacokinetics).

9.6 Drug-Herb Interactions

Interactions with herbal products have not been established.

9.7 Drug-Laboratory Test Interactions

Interactions with laboratory tests have not been established.

10 CLINICAL PHARMACOLOGY

10.1 Mechanism of Action

TAFINLAR monotherapy: Dabrafenib is a selective, ATP-competitive small molecule inhibitor of RAF kinases, including BRAF.

Oncogenic amino acid variants in BRAF lead to constitutive activation of the mitogen-activated protein kinase (MAPK) pathway (including RAS/RAF/MEK/ERK) and may promote tumour cell growth. BRAF mutations have been identified in specific cancers, including approximately 50% of melanoma. The most commonly observed BRAF mutation, V600E, and the next most common, V600K, account for approximately 95% of BRAF mutations found in patients with melanoma. A number of less common substitutions include V600D, V600G and V600R.

Dabrafenib selectively inhibits BRAF V600E and other V600 mutations and with greater potency compare to wild-type BRAF in *in vitro* kinase inhibition assays. The concentration of dabrafenib required to inhibit 50% of enzyme activity (IC₅₀) of each of the different BRAF proteins is shown in Table 13. The inhibitory activity of dabrafenib has not been determined for BRAF variants V600R, V600G and V600M.

Table 13 Inhibition of Different BRAF Variants by Dabrafenib

Kinase	IC ₅₀ (nM)
BRAF_wild-type	3.2
BRAF_V600E	0.65
BRAF_V600D	1.84
BRAF_V600K	0.5

The results from the *in vitro* kinase assays were consistent with the inhibition of proliferation of melanoma cell lines. In addition, dabrafenib inhibited growth in a BRAF V600E positive NSCLC cell line with an IC₅₀ value similar to those observed in BRAF mutation melanoma cell lines.

TAFINLAR in combination with trametinib: Trametinib is a small molecule inhibitor of mitogen-activated extracellular signal-regulated kinase 1 and 2 (MEK1 and MEK2). MEK1 and MEK2 are components of the MAPK pathway (including RAS/RAF/MEK/ERK). Dabrafenib and trametinib provide concomitant inhibition of the pathway at the level of the RAF and MEK kinases, respectively. The combination of dabrafenib with trametinib was synergistic in BRAF V600 mutation-positive melanoma and V600E mutated non-small cell lung carcinoma (NSCLC) cell lines and delayed the emergence of resistance in BRAF V600 mutation-positive melanoma xenografts.

10.2 Pharmacodynamics

Cardiac Electrophysiology: In a phase I, open-label, multiple-dose, dose escalation, first time-in-human study of dabrafenib in patients with solid tumours, serial ECG data were collected pre-dose and at 1, 2, 4, 6, and 8 h post-dosing on days 1, 8, and 15 of cycle 1 in temporal association with pharmacokinetic sampling. A statistically significant positive relationship was demonstrated between concentrations of the three major metabolites of dabrafenib and the QTc interval. At the 4 h time point, the mean increase in the QTc interval from baseline was 4.8 ms on day 1, 10.5 ms on day 8, and 6.6 ms on day 15 for all patients (N = 110). The mean increase in the QTc interval from baseline was 5.2 ms on day 1, 7.3 ms on day 8 and, 12.2 ms on day 15, in patients receiving a 150 mg twice daily dose (N = 20).

In a single-blind ECG assessment study in subjects with BRAF V600 mutation-positive tumours (N = 30), placebo was administered on Day -1 followed by a single dose of dabrafenib 300 mg on Day 1, dabrafenib 300 mg BID (twice the recommended dose) on Days 2 to 7, and a single dose of dabrafenib 300 mg on Day 8. ECG assessments performed on Days 1 and 8 showed an increase in heart rate, with statistically significant placebo-adjusted mean changes from baseline ranging from 3 to 12 bpm. No large changes in the mean QTc interval (i.e., > 20 ms) were detected.

Blood Pressure: TAFINLAR 150 mg BID was associated with decreases in systolic and diastolic blood pressure in the pivotal phase III study of patients with BRAF mutation-positive melanoma. During the first 18 weeks of treatment, the magnitude of the systolic blood pressure decrease averaged -4.0 to -7.5 mm Hg, while for diastolic blood pressure the decrease averaged -2.0 to -3.6 mm Hg.

10.3 Pharmacokinetics

The pharmacokinetics (PK) of dabrafenib were determined in patients with BRAF mutation-positive metastatic melanoma after single dose and after repeat dosing at 150 mg twice daily

with dosing approximately 12 hours apart.

Table 14 Dabrafenib's Pharmacokinetic Parameters Following a Single Dose and at Steady-State

	T_{max} (h) Median (Min, Max)	C_{max} (ng/mL) Geometric Mean (95% CI)	AUC^a (ng*hr/mL) Geometric Mean (95% CI)	t_{1/2} (hr) Geometric Mean (95% CI)
Single dose^b (150 mg) N = 13 or 14	2.0 ^d (1.0, 4.0)	2160 ^d (1601, 2914)	12120 ^e (9138, 16075)	8.4 ^e (4.8, 14.5)
Repeat dose^c (150 mg BID) Week 6, N = 17	1.9 (0.9, 6.0)	1478 (1229, 1777)	4341 (3599, 5235)	NA

CI = confidence interval; NA = not applicable

^a AUC refers to AUC(0-∞) for single dose and AUC(0-τ) for repeat-dose

^b Data from phase I food effect study (fasting conditions)

^c Data from steady-state phase III study (PK subset); d. N = 14; e. N = 13

Absorption: Dabrafenib is absorbed orally with a mean absolute bioavailability of 95% (with a lower 90% CI of 81%) and with a median time to achieve peak plasma concentration of 2 hours post-dose in the fasted state. Across a range of doses there was less than a dose-proportional increase after repeat twice daily dosing. There is a decrease in exposure observed with repeat dosing, due to induction of its own metabolism. The steady-state AUC_(0-τ) and C_{max} to single dose values were 0.73 and 1.0, respectively. Interpatient variability (CV%) in steady-state C_{max} and AUC for 14 patients in the phase III study was determined to be 37.1% and 37.7%, respectively. Single dose and steady-state PK parameters are shown in Table 14.

Administration of dabrafenib capsules with food reduced the bioavailability (C_{max} and AUC decreased by 51% and 31%, respectively) and delayed absorption of dabrafenib when compared to the fasted state (see 4 DOSAGE AND ADMINISTRATION).

Distribution: Dabrafenib and its metabolites hydroxy-, carboxy-, and desmethyl-dabrafenib, are highly bound to plasma proteins with percent bound of 99.7, 96.3, 99.5, and 99.9%, respectively. The apparent volume of distribution of dabrafenib (V_c/F) is 70.3 L.

Metabolism: The metabolism of dabrafenib is primarily mediated by CYP2C8 and CYP3A4 to form hydroxy-dabrafenib, which is further oxidized via CYP3A4 to form carboxy-dabrafenib. Carboxy-dabrafenib can be decarboxylated via a non-enzymatic process to form desmethyl-dabrafenib. Carboxy-dabrafenib is excreted in bile and urine. Desmethyl-dabrafenib may also be formed in the gut and reabsorbed. Desmethyl-dabrafenib is metabolized by CYP3A4 to oxidative metabolites. Hydroxy-dabrafenib terminal half-life parallels that of parent with a half-life of 10 hours while the carboxy- and desmethyl-metabolites exhibited longer half-lives (21 to 22 hours). Mean metabolite to parent AUC ratios following repeat-dose administration were 0.9, 11 and 0.7 for hydroxy-, carboxy-, and desmethyl-dabrafenib, respectively. Based on exposure, relative potency, and pharmacokinetic properties, both hydroxy- and desmethyl-dabrafenib are likely to contribute to the clinical activity of dabrafenib.

Elimination: Dabrafenib terminal half-life is 8 hours after oral administration. Apparent clearance was estimated to be 34.6 L/h using the recommended 150 mg BID dosing regimen. Faecal excretion is the major route of elimination after oral dosing, accounting for 71% of a radioactive dose while urinary excretion accounted for 23% of radioactivity.

Combination with Trametinib: Co-administration of TAFINLAR 150 mg twice daily and trametinib 2 mg once daily resulted in a 16% increase in dabrafenib C_{max} and 25% increase in AUC at steady-state. A small decrease in trametinib bioavailability was also observed with the combination therapy, corresponding to a decrease in the trametinib AUC of 12% (estimated by Population PK analysis).

Special Populations and Conditions

- **Pediatrics:** No studies have been conducted to investigate the pharmacokinetics of dabrafenib in pediatric patients (less than 18 years of age).
- **Geriatrics:** Based on a population pharmacokinetic analysis, age had no relevant clinical effect on trametinib pharmacokinetics.
- **Sex/Weight:** Based on the population pharmacokinetic analysis, gender and weight were found to influence dabrafenib oral clearance (<20%); weight also impacted oral volume of distribution and distributional clearance.
- **Ethnic Origin:** Based on the population pharmacokinetic analysis, oral dabrafenib clearance (CL/F) is similar in Asian and Caucasian cancer patients with similar liver function. There are insufficient data to evaluate the potential effect of other races/ethnicities on dabrafenib pharmacokinetics.
- **Hepatic Insufficiency:** The pharmacokinetics of dabrafenib were characterized in 65 patients with mild hepatic impairment (based on National Cancer Institute [NCI] classification) enrolled in clinical trials using a population analysis. Dabrafenib oral clearance was not significantly different between these patients and patients with normal hepatic function (4% difference). In addition, mild hepatic impairment did not have a significant effect on dabrafenib metabolite plasma concentrations. Administration of TAFINLAR in patients with moderate to severe hepatic impairment has not been studied and may lead to increased exposure to dabrafenib and its metabolites and the possibility of increased toxicities (see 4 DOSAGE AND ADMINISTRATION).
- **Renal Insufficiency:** The pharmacokinetics of dabrafenib were characterized in 233 patients with mild renal impairment (GFR 60 to 89 mL/min/1.73 m²) and 30 patients with moderate renal impairment (GFR 30 to 59 mL/min/1.73 m²) enrolled in clinical trials using a population analysis. The effect of mild or moderate renal impairment on dabrafenib oral clearance was small (<6% for both categories) and not clinically relevant. In addition, mild and moderate renal impairment did not have a significant effect on hydroxy-, carboxy-, and desmethyl-dabrafenib plasma concentrations. No data are available in patients with severe renal impairment (see 4 DOSAGE AND ADMINISTRATION).

11 STORAGE, STABILITY AND DISPOSAL

Store between 15 - 30 °C.

12 SPECIAL HANDLING INSTRUCTIONS

Not applicable

PART II: SCIENTIFIC INFORMATION

13 PHARMACEUTICAL INFORMATION

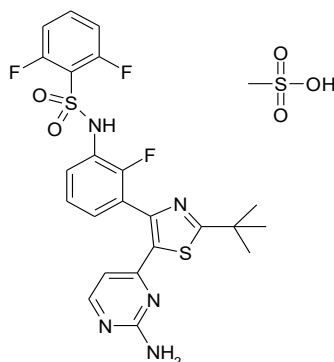
Drug Substance

Proper name: Dabrafenib mesylate

Chemical name: N-{3-[5-(2-Amino-4-pyrimidinyl)-2-(1,1-dimethylethyl)-1,3-thiazol-4-yl]-2-fluorophenyl}-2,6-difluorobenzene sulfonamide, methanesulfonate salt

Molecular formula and molecular mass: $C_{23}H_{20}F_3N_5O_2S_2 \cdot CH_4O_3S$
519.57 g/mol (dabrafenib free base)
615.6 g/mol (dabrafenib mesylate)

Structural formula:



Physicochemical properties: Dabrafenib mesylate is a white to slightly coloured solid. It is very slightly soluble at pH 1 and practically insoluble above pH 4 in aqueous media.

14 CLINICAL TRIALS

14.1 Trial Design and Study Demographics

Unresectable or Metastatic Melanoma - TAFINLAR Monotherapy

The efficacy and safety of TAFINLAR (dabrafenib mesylate) monotherapy in the treatment of patients with BRAF V600 mutation positive unresectable or metastatic melanoma have been evaluated in three multi-centre, international clinical studies:

- BRF113683: a phase III randomized open-label study of 250 treatment-naïve patients with BRAF V600E mutation.
- BRF113929; a phase II open-label study of 172 patients with BRAF V600E or BRAF V600K mutation, and melanoma metastatic to the brain. This trial included two cohorts; no prior local therapy, and prior local therapy for brain metastases.
- BRF113710; a phase II open-label single arm study of 92 patients with BRAF V600E or BRAF V600K mutation who were previously-untreated or who had failed at least one prior systemic therapy.

Phase III Pivotal Study BRF113683: Treatment-Naïve Patients

Trial design

The efficacy and safety of TAFINLAR in previously untreated patients with BRAF V600E mutation positive advanced (Stage III unresectable) or metastatic (Stage IV) cutaneous melanoma were evaluated in study BRF113683 comparing TAFINLAR to dacarbazine (DTIC).

Patients were permitted to have prior IL-2 treatment, surgery and radiotherapy. The primary objective was to evaluate the efficacy of TAFINLAR compared to DTIC with respect to progression-free survival (PFS) per investigator assessment. Secondary efficacy endpoints included comparison of overall survival (OS), overall response rate (ORR), duration of response and health-related quality of life (HRQoL) status.

Patients were randomized (3:1) to receive either TAFINLAR 150 mg twice daily or intravenous DTIC 1000 mg/m² every 3 weeks. Randomization was stratified according to disease stage. Patients on the DTIC arm were permitted to cross over to TAFINLAR after initial progression.

Study Demographics and Baseline Characteristics

Study demographics and baseline characteristics were balanced between treatment groups (see Table 15).

Table 15 Demographic and Baseline Characteristics - Study BRF113683

	TAFINLAR (N = 187)	DTIC (N = 63)
Age (years) Median (Min-Max)	53.0 (22-93)	50.0 (21-82)
Age Group, n (%)		
< 65	146 (78)	51 (81)
≥ 65	41 (22)	12 (19)
Sex, n (%)		
Female	75 (40)	26 (41)
Male	112 (60)	37 (59)
ECOG PS at Baseline, n (%)		
ECOG PS = 0	124 (66)	44 (70)
ECOG PS ≥ 1	62 (33)	16 (25)
Unknown	1 (< 1)	3 (5)
Baseline LDH, n (%)		
≤ ULN	119 (64)	43 (68)
> ULN	67 (36)	19 (30)
Unknown	1 (< 1)	1 (2)
TNM staging at Screening: distant metastasis, n (%)		
M0	6 (3)	1 (2)
M1a	23 (12)	10 (16)
M1b	34 (18)	12 (19)
M1c	124 (66)	40 (63)

ECOG = Eastern Cooperative Oncology Group; PS = performance status

Study BRF113929: Patients with Brain Metastases with or without Prior Local Treatment

Trial Design

The efficacy and safety of TAFINLAR 150 mg twice daily were evaluated in a two-cohort phase II study (BRF113929) in patients with histologically confirmed (Stage IV) BRAF-mutation positive (V600E or V600K) melanoma metastatic to the brain. Patients enrolled had no prior local therapy for brain metastases (Cohort A) or had received prior local therapy for brain metastases (Cohort B). Prior treatment for patients in Cohort B included brain surgery, whole-brain radiation therapy and stereotactic radiosurgery. The study employed modified RECIST criteria. Smaller lesions were allowed (≥ 5 mm) and up to 5 target lesions in the brain could be used.

Study Demographics and Baseline Characteristics

In both cohorts, the majority of patients were male (70%), all were Caucasian, and the median age was 52.5 years. All patients had ECOG status of 0 or 1, all patients had measurable intracranial disease at baseline (100% M1c), and 89% also had measurable extracranial disease.

Study BRF113710: Patients Who Were Previously Untreated or Failed at Least One Prior Systemic Therapy

Trial Design, Demographics and Baseline Characteristics

The efficacy and safety of TAFINLAR were evaluated in a phase II study (BRF113710) of patients with BRAF (V600E or V600K) mutation-positive metastatic melanoma (Stage IV). The majority (80%) had received prior chemotherapy (cytotoxic/non cytotoxic) in the unresectable or metastatic setting, while the remainder were considered treatment naïve for systemic therapy (20%). In this study, 53% of patients were male and 99% were Caucasian; the median age was 55.5 years. Patients were either ECOG status 0 (55%) or ECOG status 1 (45%); 63% had M1c disease stage; and 62% had baseline LDH equal to or below ULN.

Unresectable or Metastatic Melanoma - TAFINLAR in Combination with Trametinib

Phase III Pivotal Study MEK115306

Trial Design

MEK115306 was a phase III, randomized, double-blind study comparing the combination of TAFINLAR and trametinib to TAFINLAR and placebo as first-line therapy for subjects with unresectable (Stage IIIC) or metastatic (Stage IV) BRAF V600E/K mutation-positive cutaneous melanoma.

Screening for eligibility included central laboratory testing for BRAF V600 mutation using a BRAF mutation assay conducted on the most recent tumour sample available from either a primary tumour or a tumour from a metastatic site.

Patients were not allowed to have prior systemic anti-cancer treatment in the unresectable or metastatic setting, although prior systemic treatment in the adjuvant setting was allowed. The primary endpoint was investigator-assessed PFS, which was to be assessed after 193 events (progression or death) were observed (Primary PFS Analysis); upon formal declaration of a data cut based on the 193 known events, an additional 18 progressions were discovered

during the data retrieval and cleaning process. Secondary endpoints ORR and duration of response were reported at the time of this primary PFS analysis. The secondary endpoint OS analysis was to be performed when 220 events (death) had occurred (Final OS Analysis).

Patients were stratified by lactate dehydrogenase (LDH) level (above the upper limit of normal [ULN] versus \leq ULN) and BRAF mutation (V600E versus V600K). Crossover was not allowed.

TAFINLAR and trametinib were administered at their recommended monotherapy doses of 150 mg twice daily and 2 mg once daily, respectively.

Study Demographics and Baseline Characteristics

Study demographics were balanced between treatment arms. Baseline disease characteristics and prognostic factors were well balanced between the treatment arms, with the exception of the occurrence of visceral disease, which was higher in the combination therapy arm compared with the TAFINLAR monotherapy arm (see Table 16).

Table 16 Demographic and Baseline Characteristics - Study MEK115306

	TAFINLAR + Trametinib (N = 211)	TAFINLAR + Placebo (N = 212)
Age (years) Median (Min, Max)	55.1 (22, 89)	56.5 (22, 86)
Age Group, n (%)		
< 65	154 (73)	151 (71)
\geq 65	57 (27)	61 (29)
Sex, n (%)		
Female	100 (47)	98 (46)
Male	111 (53)	114 (54)
ECOG PS at Baseline, n (%)		
0	155 (73)	150 (71)
1	55 (26)	61 (29)
Baseline LDH, n (%)		
\leq ULN	133 (63)	140 (66)
> ULN	77 (36)	71 (33)
Visceral Disease at Baseline, n (%)		
Yes	165 (78)	145 (68)
No	46 (22)	66 (31)
BRAF Mutation Status, n (%)		
V600E	179 (85)	181 (85)
V600K ^a	32 (15)	30 (14)
(M stage) at Screening, n (%)		
M0	5 (2)	10 (5)
M1a	19 (9)	31 (15)
M1b	45 (21)	32 (15)
M1c	142 (67)	138 (65)

^a One subject was both BRAF V600E and BRAF V600K mutation positive and is included in the V600K subset in this display.

ECOG = Eastern Cooperative Oncology Group; PS = performance status

Adjuvant Treatment of Melanoma - TAFINLAR in Combination with Trametinib

Phase III Pivotal Study BRF115532

Trial Design

The efficacy and safety of TAFINLAR in combination with trametinib in the adjuvant treatment of patients with Stage III melanoma with a BRAF V600 mutation, following resection was evaluated in a phase III, multi-centre, randomized, double-blind, placebo-controlled study (BRF115532). Screening for the study included central laboratory testing of BRAF mutation (V600E or V600K) using a BRAF mutation assay conducted at baseline.

Patients were randomized 1:1 to receive either dabrafenib and trametinib combination therapy (TAFINLAR 150 mg twice daily and trametinib 2 mg once daily) or two placebos for a period of 12 months. Enrolment required complete resection of melanoma with complete lymphadenectomy within 12 weeks prior to randomization. Any prior systemic anticancer treatment, including radiotherapy, was not allowed. Patients with a history of prior malignancy, if disease-free for at least 5 years, were eligible. Patients presenting with malignancies with confirmed activating RAS mutations were not eligible. Patients were stratified by BRAF mutation status (V600E or V600K) and stage of disease prior to surgery (by Stage III sub-stage, indicating different levels of lymph node involvement and primary tumour size and ulceration). The primary endpoint was investigator-assessed relapse-free survival (RFS), defined as the time from randomization to disease recurrence or death from any cause. Radiological tumour assessment was conducted every 3 months for the first two years and every 6 months thereafter, until first relapse was observed. The key secondary endpoint was overall survival (OS). The median duration of follow-up (time from randomization to last contact or death) was 2.83 years in the dabrafenib and trametinib combination arm and 2.75 years in the placebo arm.

Study Demographics and Baseline Characteristics

The baseline characteristics of the patients were well balanced in the two groups. In both groups, 91% had a BRAF V600E mutation and 9% had a BRAF V600K mutation (Table 17).

Table 17 Demographic and Baseline Characteristics - Study BRF115532

	TAFINLAR + Trametinib (N = 438)	Placebo (N = 432)
Age (years) Median (Min, Max) Age Group, n (%) < 65 ≥ 65	50.0 (18,89) 353 (81%) 85 (19%)	51.0 (20,85) 359 (83%) 73 (17%)
Sex, n (%) Female Male	195 (45%) 243 (55%)	193 (45%) 239 (55%)
Race, n (%) White Asian	432 (99%) 6 (1%)	427 (99%) 5 (1%)
Primary Tumour Type Melanoma	438 (100%)	432 (100%)
Time Since Initial Diagnosis (months) 1st Quartile Median 3rd Quartile Min. – Max.	4 5.0 19 1 - 306	4 6.0 20 0 - 351
Stage at Screening* IIIA IIIB IIIC Unknown	83 (19%) 169 (39%) 181 (41%) 5 (1%)	71 (16%) 187 (43%) 166 (38%) 8 (2%)
Primary Tumour Ulceration Yes No Missing	179 (41%) 253 (58%) 6 (1%)	177 (41%) 249 (58%) 6 (1%)
In-transit Disease Yes No Missing	51 (12%) 387 (88%) 0	36 (8%) 395 (91%) 1 (<1%)
BRAF Mutation Status, n (%) V600E V600K	400 (91%) 38 (9%)	395 (91%) 37 (9%)
* Per the American Joint Committee on Cancer (AJCC) – Melanoma of the Skin Staging – 7 th Edition		

Metastatic Non-Small Cell Lung Cancer (NSCLC) – TAFINLAR in Combination with Trametinib

Phase II Pivotal Study BRF113928

Trial Design

The efficacy and safety of TAFINLAR in combination with trametinib in the treatment of patients with metastatic non-small cell lung cancer (NSCLC) with a BRAF V600E mutation has been evaluated in the phase II multi-centre, international clinical study BRF113928. Screening for eligibility included local laboratory testing of BRAF V600E mutation conducted on tumour samples available mostly from the primary tumour.

BRF113928 was a Phase II, multi-centre, non-randomized and open-label study enrolling patients with metastatic BRAF V600E-mutant NSCLC. The study enrolled 93 patients; 57 patients whose disease progressed following 1 to 3 previous systemic treatments and 36 patients who received the study medication as first-line treatment for metastatic disease. All patients received TAFINLAR 150 mg twice daily and trametinib 2 mg once daily.

The primary endpoint was the investigator-assessed ORR using the 'Response Evaluation Criteria In Solid Tumors' (RECIST), v1.1, and the secondary endpoint was Duration of Response (DoR); both were also assessed by an Independent Review Committee (IRC) as a sensitivity analysis. For those whose disease progressed following 1 to 3 previous systemic treatments, the null hypothesis was that the ORR is less than or equal to 30%. The alternative hypothesis was that the ORR is higher than or equal to 55%. For those who received the study medication as first line treatment for metastatic disease, the null hypothesis was that the ORR is less than or equal to 30%. The alternative hypothesis was that the ORR is higher than or equal to 60%.

Study Demographics and Baseline Characteristics

Baseline characteristics are listed in Table 18 below.

Table 18 Demographic and Baseline Characteristics - Study BRF113928

	Previously treated TAFINLAR + Trametinib (N = 57)	Treatment-naïve TAFINLAR + Trametinib (N = 36)
Age (years) Median (Min, Max)	64 (41, 88)	67 (44, 91)
Age Group, n (%) < 65	29 (51)	14 (39)
≥ 65	28 (49)	22 (61)
Sex, n (%) Female	28 (49)	22 (61)
Male	29 (51)	14 (39)
Race, n (%) White	49 (86)	30 (83)
Asian	4 (7)	3 (8)
Black or African American	2 (4)	1 (3)
Other	2 (4)	2 (6)
ECOG PS at Baseline, n (%) 0	17 (30)	13 (36)
1	35 (61)	22 (61)
2	5 (9)	1 (3)
Histology, n (%) Squamous	0	1 (3)*
Non-squamous	57 (100)	35 (37)
Smoking History, n (%) Never smoked	16 (28)	10 (28)
Current smoker	6 (11)	5 (14)
Former smoker	35 (61)	21 (58)
Prior anti-cancer therapy for metastatic disease, n (%) 1	38 (67)	0 (0)
2	12 (21)	0 (0)
3	7 (12)	0 (0)

ECOG = Eastern Cooperative Oncology Group; PS = performance status

* 1 patient with adenosquamous carcinoma - predominately squamous histology. All histology was determined by local pathological report.

14.2 Study Results

Unresectable or Metastatic Melanoma - TAFINLAR Monotherapy

Phase III Pivotal Study BRF113683: Treatment-Naïve Patients

Treatment with TAFINLAR monotherapy was associated with a statistically significant improvement on the primary endpoint, investigator-assessed PFS, compared to treatment with DTIC (HR 0.30, 95% CI: 0.18, 0.51; $p < 0.0001$). This represents a relative reduction of 70% in the risk of disease progression or death compared with DTIC. Across subgroups, a consistent PFS benefit of the same magnitude as the overall study population was seen. Independent reviewer-assessed PFS results were consistent with investigator-assessed results.

The secondary endpoint of investigator assessed best confirmed ORR favoured dabrafenib over DTIC (see Table 19). Overall survival data were not mature at the time of the study's primary analysis.

There was no statistically significant difference in health-related quality of life (HRQOL), as measured by the EORTC QLQ C-30 questionnaire, between patients treated with TAFINLAR vs. DTIC.

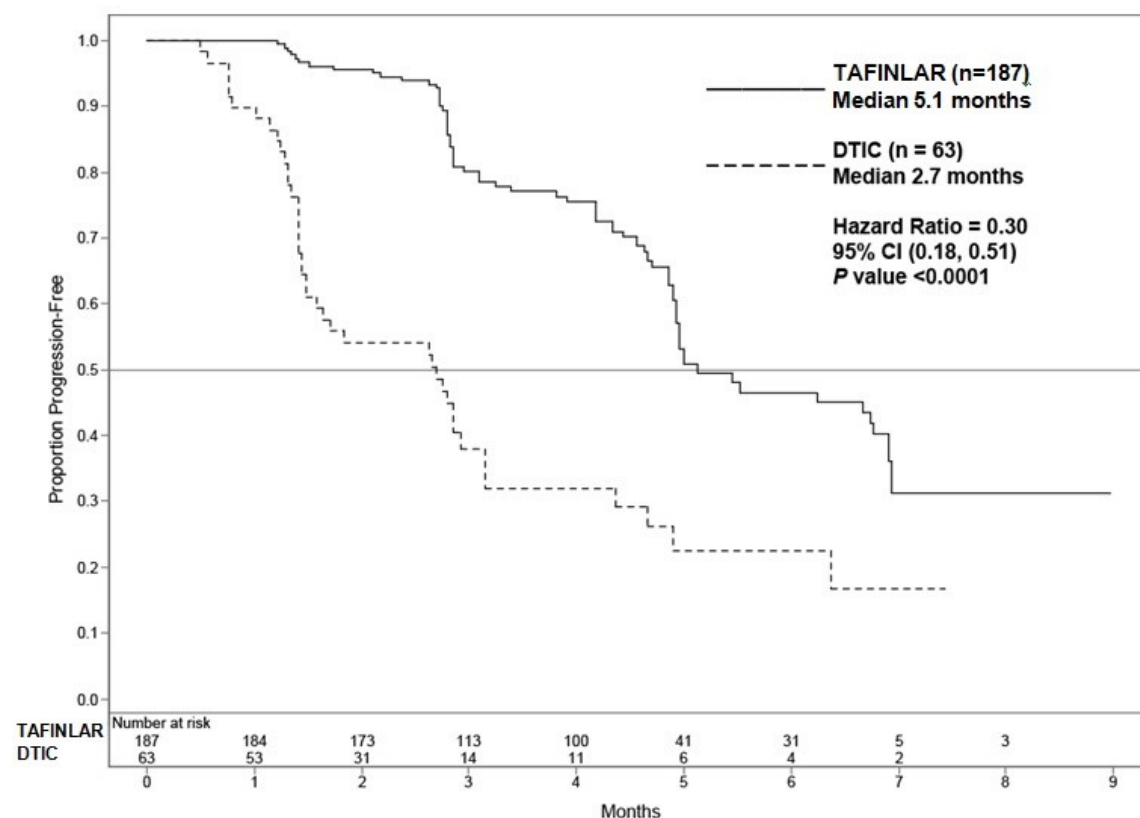
Efficacy results are presented in Table 19 and **Error! Reference source not found..**

Table 19 Efficacy Results - Study BRF113683

Endpoint	TAFINLAR (N = 187)	DTIC (N = 63)
PFS Median, months (95% CI)	5.1 (4.9, 6.9)	2.7 (1.5, 3.2)
HR (95% CI)	0.30 (0.18, 0.51) p <0.0001	
OS^a % at 6 months (95% CI)	87 (79.2, 91.9)	79 (59.7, 89.5)
HR (95% CI)	0.61 (0.25, 1.48)	
ORR CR, n (%) PR, n (%) ORR (CR+PR), n (%) (95% CI)	6 (3) 93 (50) 99 (53) (45.5, 60.3)	0 12 (19) 12 (19) (10.2, 30.9)
Duration of Response Median, months (95% CI)	N = 99 5.6 (4.8, NR)	N = 12 NR (5.0, NR)

DTIC = dacarbazine, PFS = Progression-free Survival; CI: confidence interval; HR = Hazard Ratio; ORR = Overall Response Rate; CR = Complete Response; PR = Partial Response, NR = not reached

^a Includes patients from DTIC arm (44%) who crossed over to TAFINLAR post-progression

Figure 1 Kaplan-Meier Curves for PFS - Study BRF113683

Study BRF113929: Patients with Brain Metastases with or without Prior Local Treatment

Investigator and independent-radiologist assessed overall intracranial response rates (OIRR) for Cohorts A and B are presented by BRAF mutation status (V600E and V600K) in Table 20.

In both cohorts, patients with BRAF V600E-mutation positive melanoma had better overall intracranial responses than patients with BRAF V600K-mutation positive melanoma. Overall intracranial response rates were higher by investigator-assessments compared to independent-radiologist assessments.

Table 20 Efficacy Results in Patients with Brain Metastases - Study BRF113929

Endpoint	All Treated Patients			
	BRAF V600E		BRAF V600K	
	Cohort A N = 74	Cohort B N = 65	Cohort A N = 15	Cohort B N = 18
Investigator-assessed OIRR				
%	39	31	7	22
(95% CI)	(28.0, 51.2) ^a	(19.9, 43.4) ^a	(0.2, 31.9)	(6.4, 47.6)
CR	3	0	0	0
PR	36	31	7	22
Independent radiologist-assessed OIRR				
%	20	18	0	11
(95% CI)	(11.8, 31.2)	(9.9, 30.0)	(0.0, 21.8)	(1.4, 34.7)
CR	1	0	0	0
PR	19	18	0	11

Cohort A: patients with no prior local therapy for brain metastasis

Cohort B: patients who received prior local therapy for brain metastasis

CR = Complete Response; PR = Partial Response

^a p <0.001. This study was designed to support or reject the null hypothesis of OIRR ≤10% (based on historical results) in favour of the alternative hypothesis of OIRR ≥30% in BRAF V600E positive subjects

Study BRF113710: Patients Who Were Previously Untreated or Failed at Least One Prior Systemic Therapy

Confirmed ORR for patients with BRAF V600E metastatic melanoma (n = 76) and V600K (n = 16) metastatic melanoma were reported by both investigator and independent radiologist assessments. There were greater numbers of overall responses for V600E patients of 59% and 41% by investigator and independent-radiologist reviews, respectively compared to V600K patients (ORR of 13% and 25% by investigator and independent radiologist reviews, respectively). Complete responses (CR) were only reported for the V600E patient population (7% and 3% by investigator and independent radiologist assessments, respectively).

Unresectable or Metastatic Melanoma - TAFINLAR in Combination with Trametinib

Phase III Pivotal Study MEK115306

Treatment with the combination therapy resulted in a statistically significant improvement in investigator-assessed PFS compared with TAFINLAR monotherapy treatment (HR 0.75; 95% CI: 0.57, 0.99; p = 0.035). This represents a 25% reduction in risk of tumour progression or death in the combination therapy arm compared with TAFINLAR monotherapy. Median PFS for the combination therapy arm was 9.3 months compared with 8.8 months for the TAFINLAR monotherapy arm. Independent reviewer assessed PFS results were not statistically significant (HR 0.78; 95% CI: 0.59, 1.04). The secondary endpoint of investigator assessed best-confirmed ORR favoured the combination therapy over dabrafenib monotherapy.

Efficacy results are presented in Table 21 and in Figure 2 and Figure 3.

Table 21 Efficacy Results - Study MEK115306

	Primary Analysis*		Updated Analysis*	
	TAFINLAR + Trametinib	TAFINLAR + Placebo	TAFINLAR + Trametinib	TAFINLAR + Placebo
Primary endpoint				
PFS	(N = 211)	(N = 212)	(N = 211)	(N = 212)
Median, months (95% CI)	9.3 (7.7, 11.1)	8.8 (5.9, 10.9)	11.0 (8.0, 13.9)	8.8 (5.9, 9.3)
HR (95% CI) and log-rank p-value ^a	0.75 (0.57, 0.99) p = 0.035		0.67 (0.53, 0.84) p < 0.001	
Secondary endpoints				
ORR ^d	N = 210	N = 210	N = 210	N = 210
CR, n (%)	22 (10)	18 (9)	33 (16)	28 (13)
PR, n (%)	118 (56)	90 (43)	111 (53)	84 (40)
ORR (CR+PR), n (%)	140 (67)	108 (51)	144 (69)	112 (53)
(95% CI)	(59.9, 73.0)	(44.5, 58.4)	(61.8, 74.8)	(46.3, 60.2)
Duration of Response	N = 140	N = 109	N = 144	N = 113
Median, months (95% CI)	9.2 (7.4, NR)	10.2 (7.5, NR)	12.9 (9.4, 19.5)	10.6 (9.1, 13.8)
	Interim Analysis		Final Analysis	
OS	(N = 211)	(N = 212)	(N = 211)	(N = 212)
Died (%)	40 (19)	55 (26)	99 (47)	123 (58)
HR (CI) and log-rank p-value ^a	0.63 (0.30, 1.32) ^b		0.71 (0.55, 0.92) ^c p = 0.011	
Median, months (95% CI)	NR		25.1 (19.2, NR)	18.7 (15.2, 23.7)

*Primary analysis data cut: 26 August 2013, Final OS data cut: 12 January 2015

PFS = Progression-Free Survival; CI = Confidence Interval; HR = Hazard Ratio; CR = Complete Response; ORR = Overall response rate; PR = Partial Response; NR = Not Reached

^a Hazard ratio and log-rank p-value are adjusted for randomized strata: baseline LDH and BRAF mutation status

^b The stopping boundary for overall survival (one-sided alpha) for this interim analysis is based on the available information (95 events), and is 0.00014. Confidence interval is based on the allocated alpha. The results were not statistically significant.

^c 95% CI

^d Includes only patients with measurable disease at baseline

Figure 2 Kaplan-Meier Curves for PFS Primary Analysis (ITT Population) - Study MEK115306

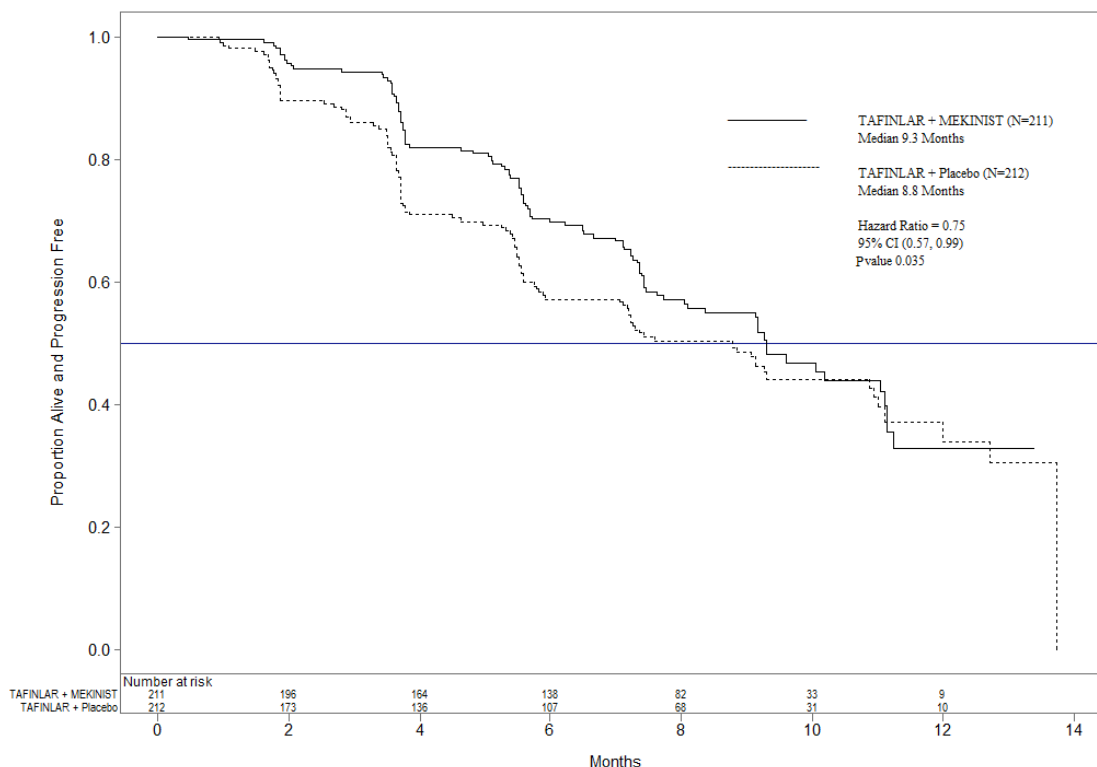
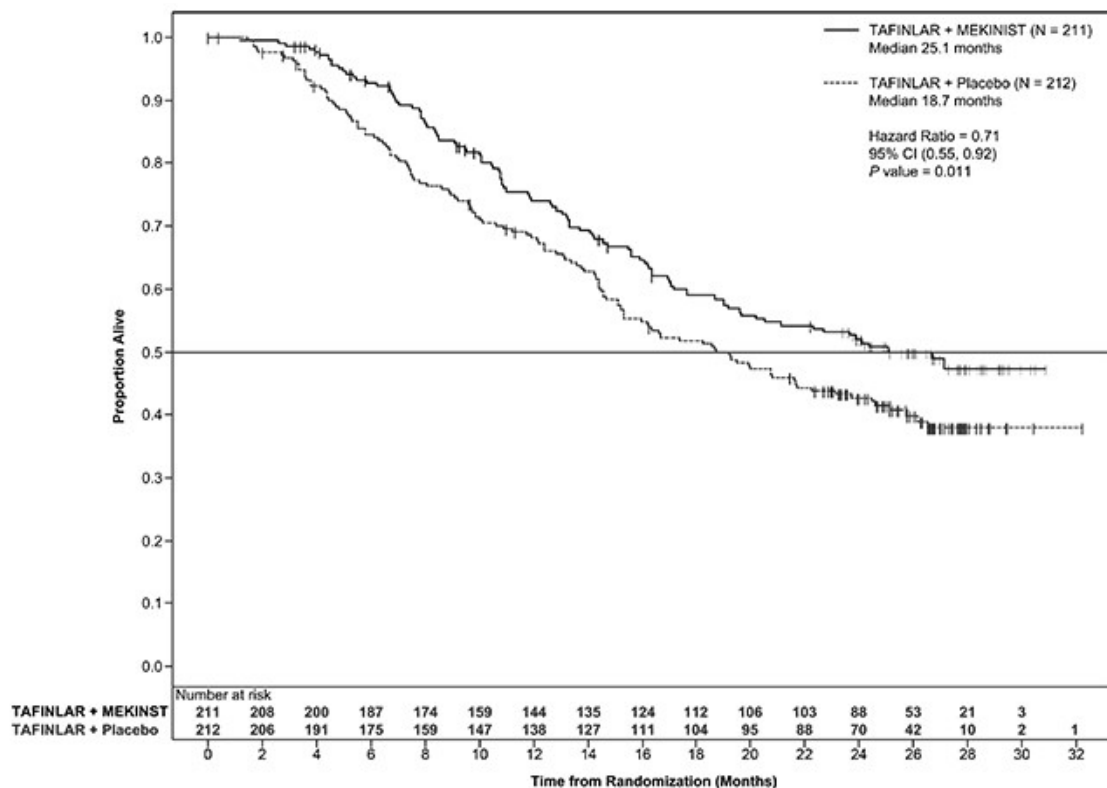


Figure 3 Kaplan-Meier Curves for Final OS (ITT population) - Study MEK115306



The OS analysis at 5 years shows an estimated survival rates of 32% for the combination of TAFINLAR and trametinib versus 27% for TAFINLAR monotherapy (HR 0.80, 95 % CI 0.63-1.01); the median OS for the combination arm was 25.8 months compared to 18.7 months for TAFINLAR monotherapy.

Adjuvant Treatment of Melanoma - TAFINLAR in Combination with Trametinib

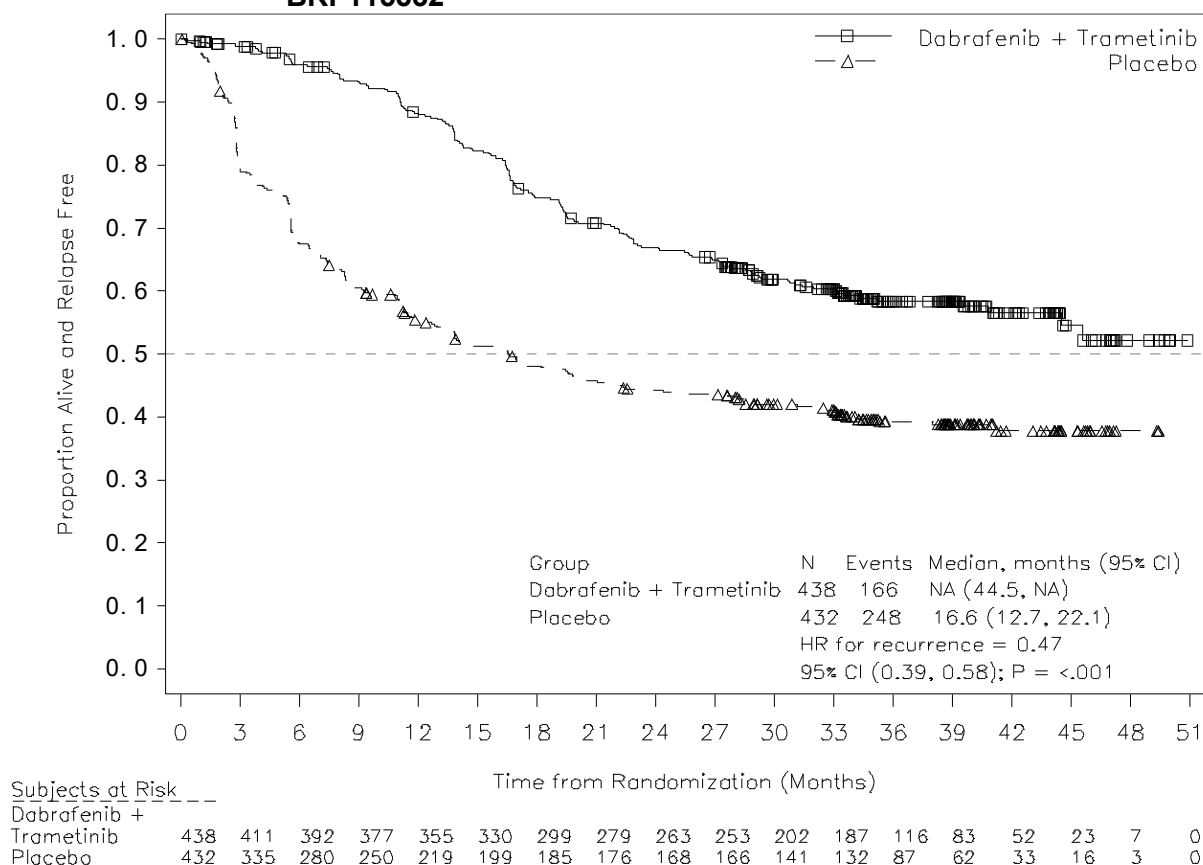
Phase III Pivotal Study BRF115532

Results for the primary analysis of RFS are presented in Figure 4 and in Table 22. The study showed a statistically significant difference for the primary outcome of RFS between treatment arms, with an estimated 53% risk reduction in the dabrafenib and trametinib combination arm compared to the placebo arm (HR=0.47; 95% CI: 0.39, 0.58; $p=1.53 \times 10^{-14}$). Results were consistent across subgroups, including stratification factors for disease stage and BRAF V600 mutation type. Median RFS was 16.6 months for the placebo arm, and has not yet been reached for the combination arm.

Table 22 Relapse-Free Survival Results - Study BRF115532

	TAFINLAR + Trametinib (N = 438)	Placebo (N = 432)
RFS parameter		
Number of events, n (%)	166 (38%)	248 (57%)
Recurrence	163 (37%)	247 (57%)
Relapsed with distant metastasis	103 (24%)	133 (31%)
Death	3 (<1%)	1 (<1%)
Median (months) (95% CI)	NE (44.5, NE)	16.6 (12.7, 22.1)
Hazard ratio ^[1] (95% CI) p-value ^[2]	0.47 (0.39, 0.58) 1.53×10 ⁻¹⁴	
1-year rate (95% CI)	0.88 (0.85, 0.91)	0.56 (0.51, 0.61)
2-year rate (95% CI)	0.67 (0.63, 0.72)	0.44 (0.40, 0.49)
3-year rate (95% CI)	0.58 (0.54, 0.64)	0.39 (0.35, 0.44)
OS parameter		
Hazard ratio ^[1]	0.57	
(95% CI)	(0.42, 0.79)	
^[1] Hazard ratio is obtained from the stratified Pike model. ^[2] P-value is obtained from the two-sided stratified log-rank test (stratification factors were disease stage – IIIA vs. IIIB vs. IIIC – and BRAF V600 mutation type – V600E vs. V600K) NE = not estimable		

Figure 4 Relapse-free survival Kaplan-Meier curves (ITT population) - Study BRF115532



Based on 153 events (60 (14%) in the combination arm and 93 (22%) in the placebo arm) corresponding to a 26% information fraction of the total target of 597 OS events, the estimated hazard ratio for OS was 0.57 (95% CI: 0.42, 0.79), which was not statistically significant. The overall survival data were not mature at the time of the study's primary efficacy analysis.

Metastatic Non-Small Cell Lung Cancer (NSCLC) – TAFINLAR in Combination with Trametinib

Phase II Pivotal Study BRF113928

The ORR in the previously treated combination therapy population was 63.2% (95% CI, 49.3, 75.6) by investigator assessment and median DoR was 9.0 months (95% CI: 6.9, 18.3). The median duration of treatment was 10.6 months. The ORR in the treatment-naïve population was 61.1% (95% CI, 43.5, 76.9) and median DoR was not reached. The median duration of treatment was 8.21 months. The IRC-assessed efficacy results were consistent with the investigator assessments (see Table 23).

Table 23 Efficacy Results - Study BRF113928

Efficacy Endpoints [†]	Previously treated* N = 57		Treatment-naïve* N = 36	
	Investigator-Assessed	IRC-Assessed	Investigator-Assessed	IRC-Assessed
Primary Endpoint				
Overall Response Rate (ORR)				
ORR, % (95% CI)	63.2 (49.3, 75.6)	63.2 (49.3, 75.6)	61.1 (43.5, 76.9)	61.1 (43.5, 76.9)
CR, n (%)	2 (4)	0	2 (6)	1 (3)
PR, n (%)	34 (60)	36 (63)	20 (56)	21 (58)
Secondary endpoints				
Duration of response				
Median, months (95% CI)	9.0 (6.9, 18.3)	9.0 (5.8, 17.6)	NE (8.3, NE)	NE (6.9, NE)

* Primary analysis data cut-off dates: 07 October 2015 (previously treated), 08 August 2016 (treatment-naïve)

[†] CI = Confidence interval; CR = Complete response; IRC = Independent review committee; NE = Not evaluable; PR = Partial response

15 MICROBIOLOGY

No microbiological information is required for this drug product.

16 NON-CLINICAL TOXICOLOGY

General Toxicology

Adverse cardiovascular effects, including coronary arterial degeneration/necrosis and/or haemorrhage, cardiac atrioventricular valve hypertrophy/haemorrhage and atrial fibrovascular proliferation were seen in dogs (≥ 2 times human clinical exposure based on AUC). Focal arterial/perivascular inflammation in various tissues was observed in mice and an increased incidence of hepatic arterial degeneration and spontaneous cardiomyocyte degeneration with inflammation (spontaneous cardiomyopathy) was observed in rats (≥ 0.5 and 0.6 times human clinical exposure for rats and mice respectively). Hepatic effects, including hepatocellular necrosis and inflammation were observed in mice (≥ 0.6 times clinical exposure). Bronchoalveolar inflammation of the lungs was observed in several dogs at ≥ 20 mg/kg/day (≥ 9 times human clinical exposure based on AUC) and was associated with shallow and/or laboured breathing.

Reversible haematological effects have been observed in dogs and rats given dabrafenib. In studies of up to 13 weeks, decreases in reticulocyte counts and/or red cell mass were observed in dogs and rats (≥ 10 and 1.4 times clinical exposure, respectively).

Dogs given dabrafenib and trametinib in combination for 4 weeks demonstrated decreased serum albumin concentrations consistent with an acute phase response secondary to mild granulomatous changes in the stomach and mesenteric lymph node. Decreases in serum albumin have also been reported in patients receiving combination therapy as compared to those receiving dabrafenib monotherapy in the phase III combination study (see 8 ADVERSE REACTIONS, 8.4 Abnormal Laboratory Findings: Hematologic, Clinical Chemistry and Other Quantitative Data, Table 9).

Dogs given dabrafenib and trametinib in combination for 4 weeks also demonstrated decreased lymphoid cellularity of the thymus at a lower dose than in a 3-week dog study in which single agent trametinib was administered.

Carcinogenicity

Carcinogenicity studies with dabrafenib have not been conducted. Dabrafenib was not mutagenic or clastogenic using *in vitro* tests in bacteria and cultured mammalian cells, and an *in vivo* rodent micronucleus assay.

Reproductive and Developmental Toxicity

Dabrafenib is embryo-foetal toxic and teratogenic in animals at doses similar to human clinical exposures. In combined female fertility, early embryonic and embryo-foetal development studies in rats, a reduction in fertility was observed at 300 mg/kg/day (approximately 3 times human clinical exposure based on AUC). There was also delayed skeletal development and reduced foetal body weight at doses ≥ 20 mg/kg/day (≥ 0.5 times human clinical exposure based on AUC). The numbers of ovarian *corpora lutea* were reduced in pregnant females at 300 mg/kg/day. Developmental toxicity including embryo-lethality and ventricular septal defects were also seen at 300 mg/kg/day.

Male fertility studies with dabrafenib have not been conducted. However, in repeat-dose studies, testicular degeneration/depletion was seen in rats and dogs (≥ 0.2 times the human clinical exposure based on AUC). Testicular changes in rat and dog were still present following a 4-week recovery period (see 7 WARNINGS AND PRECAUTIONS, Reproductive Health: Female and Male Potential, Reproduction).

Special Toxicology

Phototoxicity: Dabrafenib was phototoxic in an *in vitro* mouse fibroblast 3T3 Neutral Red Uptake (NRU) assay and *in vivo* at single doses ≥ 100 mg/kg (> 44 times clinical exposure based on C_{max}) in an oral phototoxicity study in hairless mice.

Juvenile Toxicity

In juvenile toxicity studies in rats, effects on growth (shorter long bone length), renal toxicity (tubular deposits, increased incidence of cortical cysts and tubular basophilia and reversible increases in urea and/or creatinine concentrations) and testicular toxicity (degeneration and tubular dilation) were observed (≥ 0.2 times adult human clinical exposure based on AUC). Renal toxicity, which had not been observed in adult animals, was primarily observed in rats given dabrafenib pre-weaning (< 22 days old). Dabrafenib inhibits LIM kinase 1 (LIMK1) with an IC_{50} value of 11 nM. Literature studies have also demonstrated that LIMK1 knockout (-/-) mice have reduced bone mass and that LIMK1 is required for normal osteoblast differentiation.

PATIENT MEDICATION INFORMATION

READ THIS FOR SAFE AND EFFECTIVE USE OF YOUR MEDICINE

Pr **TAFINLAR**®

Dabrafenib (as dabrafenib mesylate) Capsules

Read this carefully before you start taking **TAFINLAR** and each time you get a refill. This leaflet is a summary and will not tell you everything about this drug. Talk to your healthcare professional about your medical condition and treatment and ask if there is any new information about **TAFINLAR**.

Serious Warnings and Precautions

TAFINLAR should only be prescribed and managed by a doctor who is experienced in the use of anti-cancer drugs. Serious side effects include:

- Taking TAFINLAR may cause severe fever
- TAFINLAR can harm an unborn baby
- Birth control using hormones (pills, injections, or patches) may not work as well while you are taking TAFINLAR
- TAFINLAR has not been studied in patients with moderate or severe liver problems
- Patients taking TAFINLAR have reported secondary cancers

Other serious side effects when taking TAFINLAR with trametinib include:

- Serious bleeding
- Blood clots

TAFINLAR is not recommended for children and adolescents (less than 18 years of age).

What is TAFINLAR used for?

TAFINLAR can be taken by itself or with trametinib. When you take TAFINLAR with trametinib, read both leaflets.

TAFINLAR should only be used for people who have a cancer that has a certain change in a gene called "BRAF". Before taking TAFINLAR, you should have your cancer tested for this change. Your doctor will take a tumour tissue sample, to test whether TAFINLAR is suitable for you.

Taking TAFINLAR **by itself** is used to:

- treat a type of skin cancer called melanoma. This type of melanoma cannot be removed by surgery or has spread to other parts of the body.

Taking TAFINLAR **with trametinib** is also used to:

- treat a type of skin cancer called melanoma. This type of melanoma cannot be removed by surgery or has spread to other parts of the body.
- help prevent melanoma from coming back. This is after the skin cancer was completely removed by surgery.
- treat a type of lung cancer. This type of cancer is called non-small cell lung cancer. These drugs are used together when this cancer has spread to other parts of the body.

How does TAFINLAR work?

TAFINLAR targets proteins made from the changed (mutated) BRAF gene. This slows down or stops growth of cancer cells.

What are the ingredients in TAFINLAR?

Medicinal ingredient: Dabrafenib mesylate

Non-medicinal ingredients: Colloidal silicon dioxide, magnesium stearate, microcrystalline cellulose. *Capsule shell*: hypromellose, red iron oxide, titanium dioxide. *Printing ink*: black iron oxide, shellac, propylene glycol.

TAFINLAR comes in the following dosage forms:

Capsules: 50 mg and 75 mg

Do not use TAFINLAR if you:

- are allergic to dabrafenib mesylate, or any of the other ingredients in TAFINLAR
- do not have a particular change (mutation) in a gene called BRAF or if the mutation in BRAF is not known.

To help avoid side effects and ensure proper use, talk to your healthcare professional before you take TAFINLAR. Talk about any health conditions or problems you may have, including:

Fever (high temperature > 38.5°C): Taking TAFINLAR may cause fever. Fever may happen more often or may be more severe when TAFINLAR is taken with trametinib. **Stop taking TAFINLAR and tell your doctor immediately if you get a fever.** In some cases, people with fever may develop severe chills, dehydration, low blood pressure, dizziness and kidney problems. If the fever is severe, your doctor may recommend that you stop taking TAFINLAR while they treat the fever with other medicines. Once the fever is controlled, your doctor may recommend that you start taking TAFINLAR again.

Bleeding problems: TAFINLAR, when taken with trametinib, can cause serious bleeding problems, including in your brain, stomach, or bowel, and can lead to death. In some cases, people may develop brain tumours. Call your doctor and get medical help right away if you have any unusual signs of bleeding including:

- headaches, dizziness, or feeling weak
- coughing up blood or blood clots
- vomiting blood or your vomit looks like “coffee grounds”
- red or black stools that look like tar

Blood clots: TAFINLAR, when taken with trametinib, can cause blood clots in your arms and legs, which can travel to your lungs or other parts of the body and can lead to death. Get medical help right away if you have any of the following symptoms:

- chest pain
- sudden shortness of breath or trouble breathing
- pain in your legs with or without swelling
- swelling in your arms or legs, especially one larger than the other
- a cool or pale arm or leg

Changes in your skin: If you notice any skin lesions or experience serious skin

reactions while taking this medicine, talk to your doctor as soon as possible.

You may develop a different type of skin cancer called cutaneous squamous cell carcinoma. Usually this cancer does not spread and can be removed with surgery. You can continue treatment with TAFINLAR.

You may also develop new skin cancers (melanomas). These are usually removed by surgery. You can continue treatment with TAFINLAR.

Your doctor will check your skin for any new cancers before you start taking TAFINLAR. Your doctor will also check your skin every 2 months while you take TAFINLAR. Your doctor will check your skin again every 2 or 3 months for 6 months after you stop taking TAFINLAR.

Check your skin regularly while taking TAFINLAR for any of the following:

- new wart
- skin sore or reddish bump that bleeds or does not heal
- new moles or change in size or colour of an existing mole

Tell your doctor as soon as possible if you get any of these symptoms - either for the first time or if they get worse or if you experience any of the following symptoms:

- rash, red skin, blistering of the lips, eyes, or mouth, skin peeling, with or without fever (Stevens-Johnson syndrome)
- widespread rash, fever and enlarged lymph nodes (drug reaction with eosinophilia and systemic symptoms (DRESS)).

Inflammatory disease (sarcoidosis): TAFINLAR, when taken with trametinib, can cause an inflammatory disease mainly affecting the skin, lung, eyes and lymph nodes. Common symptoms may include coughing, shortness of breath, swollen lymph nodes, visual disturbances, fever, fatigue, pain and swelling in the joints, and tender bumps on your skin. **Tell your doctor if you get any of these symptoms.**

Eye problems: TAFINLAR can cause an eye problem called uveitis. This could damage your vision if it is not treated. Uveitis may develop rapidly; symptoms include:

- eye redness and irritation
- blurred vision
- eye pain
- increased sensitivity to light
- floating spots in front of your eyes

Contact your doctor immediately if you get these symptoms. **It is very important to tell your doctor immediately if you develop these symptoms**, especially if you have a painful, red eye that does not clear up quickly. They may arrange for you to see a specialist eye doctor for a complete eye examination.

Liver problems: When TAFINLAR is taken with trametinib, it can cause problems with your liver. This may develop into serious conditions such as hepatitis and liver failure. **These conditions may be fatal.** Your doctor will monitor you periodically. Signs that your liver may not be working properly may include:

- loss of appetite
- feeling sick (*nausea*)

- being sick (*vomiting*)
- pain in your stomach (*abdomen*)
- yellowing of your skin or the whites of your eyes (*jaundice*)
- dark-coloured urine
- itching of your skin

Decrease in white blood cells (neutropenia): TAFINLAR, when taken with trametinib, can cause a decrease in a certain kind of white blood cells. This may lead to infection, which can be life-threatening. Decrease in white blood cells may also lead to unexpected bruising or bleeding. Your doctor will monitor you for signs of low blood cells. Signs that certain white cell counts are low may include:

- symptoms of infection (fever, chills, sore throat)
- bruise or bleed easily
- cold

Non-skin cancers: You may develop non-skin cancers while taking TAFINLAR. Your doctor will monitor you for signs of non-skin cancers.

Heart problems: TAFINLAR has an effect on the electrical activity of the heart known as QT prolongation.

High blood sugar (Diabetes): TAFINLAR may cause an increase in blood sugar levels or worsening of diabetes. If you are diabetic your doctor may monitor your blood sugar more frequently while you are on TAFINLAR.

Driving and using machines: TAFINLAR can have side effects that may affect your ability to drive or use machines.

Avoid driving or using machines if you have problems with your vision or if you feel tired or weak, or if your energy levels are low.

Discuss with your doctor, pharmacist or nurse if you are unsure about anything. Your disease, symptoms and treatment situation may affect your ability to drive or use machines.

Other warnings you should know about:

BEFORE you use TAFINLAR either by itself or with trametinib talk to your doctor if you:

- are pregnant, may be pregnant or are planning to become pregnant. You must use reliable non-hormonal birth control while receiving TAFINLAR and for at least 2 weeks after you stop TAFINLAR or for at least 16 weeks after stopping TAFINLAR with trametinib treatment. Pills, patches and injections are not effective in preventing pregnancies because they may not work as well while you are taking TAFINLAR; therefore, you should use an alternative effective method of birth control. You must make sure that you do not get pregnant while receiving TAFINLAR. If you do get pregnant, inform your doctor immediately. TAFINLAR can harm an unborn baby.
- are breastfeeding. Do not breastfeed if you are taking TAFINLAR. If you wish to restart breastfeeding after TAFINLAR treatment, you must discuss this with your doctor. Your doctor will tell you when it is safe to breastfeed.
- are a male (who has had a vasectomy or not) with a female partner who is pregnant or may become pregnant. You should use condoms with spermicide during sexual intercourse while

taking TAFINLAR and for at least 2 weeks after stopping TAFINLAR or for at least 16 weeks after stopping TAFINLAR with trametinib treatment.

- are a male. Men who take TAFINLAR may have a reduced count of sperm that may not return to normal levels after you stop taking TAFINLAR.
- have or have had a heart rhythm disorder such as irregular heartbeat, prolongation of the QT interval or any risk factors for Torsade de Pointes (dangerous rapid fluttering of the heart) such as diabetes, low potassium, magnesium or calcium levels, or a history of low heart rate, fainting, or loss of consciousness.
- have heart valve problems.
- have elevated blood sugar levels (*diabetes*).
- have any liver problems. Your doctor may take blood samples to monitor your liver function while you are taking TAFINLAR.
- have or have ever had any kidney problems.
- plan to have surgery, dental or other medical procedures.
- have any other medical conditions.

BEFORE you use TAFINLAR with trametinib also talk to your doctor if you have:

- had bleeding problems or blood clots.
- heart problems such as heart failure or problems with the way your heart beats.
- unexplained stomach pain (*pancreatitis*)
- eye problems including blockage of the vein draining the eye (*retinal vein occlusion*) or swelling in the eye which may be caused by fluid leakage.
- any skin problems including rash or acne-like rash.
- high blood pressure (*hypertension*).
- a low number of white blood cells (*neutropenia*).
- any lung or breathing problems, including difficulty in breathing often accompanied by a dry cough, shortness of breath and fatigue (*pneumonitis*).

Tell your healthcare professional about all the medicines you take, including any drugs, vitamins, minerals, natural supplements or alternative medicines.

TAFINLAR may decrease the effect of hormonal contraceptives. You may be at risk of getting pregnant if you are taking a hormonal contraceptive. You should use a different or additional non-hormonal method of contraception while you are taking TAFINLAR.

Do not start, stop or change any medicine without talking to your doctor, nurse or pharmacist first.

The following may interact with TAFINLAR:

- birth control using hormones such as pills, injections, or patches
- warfarin, to thin the blood
- medicines to treat fungal infections, such as ketoconazole
- some antibiotic medicines, such as clarithromycin or rifampin
- dexamethasone
- some medicines to treat HIV, such as ritonavir
- medicines to treat seizures, such as phenytoin, phenobarbital, or carbamazepine
- the anti-depressant medicine nefazodone
- medicines called statins used to treat high cholesterol
- the lipid lowering medicine gemfibrozil

- some medicines (called proton pump inhibitors) that reduce stomach acid (e.g. esomeprazole)
- the herbal product, St. John's wort
- medicines known to cause heart rhythm changes

Tell your doctor if you are taking any of these. Your doctor may decide to adjust your dose. Keep a list of the medicines you take, so you can show it to your doctor when you get a new medicine.

How to take TAFINLAR:

Always take TAFINLAR exactly as your doctor has told you to. Check with your doctor or pharmacist if you are not sure.

How to take TAFINLAR either by itself or with trametinib:

Take TAFINLAR on an empty stomach at least one hour before or at least two hours after a meal.

Swallow the TAFINLAR capsules whole with a full glass of water, one after the other.

Take TAFINLAR at about the same time two times each day. Do not take the morning and evening doses of TAFINLAR at the same time.

If you take TAFINLAR with trametinib, take trametinib with either the morning or the evening dose of TAFINLAR. Take trametinib at about the same time each day and do not take more than one dose of trametinib a day.

Always take TAFINLAR exactly as your doctor has told you to. Your doctor may decide that you should take a lower dose if you get side effects or to temporarily interrupt the treatment.

Take TAFINLAR for as long as your doctor recommends.

Usual dose:

Taking TAFINLAR by itself: the usual dose of TAFINLAR is two 75 mg capsules (150 mg), twice a day.

Taking TAFINLAR with trametinib: the usual dose is two 75 mg capsules of TAFINLAR (150 mg) twice a day with 2 mg of trametinib once a day.

Overdose:

If you think you have taken too much TAFINLAR, contact your healthcare professional, hospital emergency department or regional poison control centre immediately, even if there are no symptoms.

Missed Dose:

If the missed dose is less than 6 hours late, take it as soon as you remember. If the missed dose is more than 6 hours late, skip that dose and take your next dose at the usual time. Then continue to take your capsules at regular times as usual. **Do not take a double dose to make up for a missed dose.**

What are possible side effects from using TAFINLAR?

These are not all the possible side effects you may feel when taking TAFINLAR. If you experience any side effects not listed here, contact your healthcare professional.

Side effects that can occur when you take TAFINLAR are:

Very common side effects - these may affect more than 1 in 10 people:

- Thickening of the outer layers of the skin (*hyperkeratosis*)
- Skin effects such as rough scaly patches of skin (*actinic keratosis*), brown or yellow to red thickening of skin (*seborrhoeic keratosis*), skin tags (*acrochordon*), or redness of the skin (*erythema*)
- Skin effects such as rash, dryness, wart-like growths, or redness and/or swelling
- Possible peeling of the palms, fingers and soles of the feet which may be accompanied by tingling sensation and burning pain (*palmar-plantar erythrodysesthesia syndrome*)
- Papilloma (a type of harmless (*benign*) skin cancer)
- Headache
- Nausea, vomiting, or diarrhoea
- Decreased appetite
- Chills
- Feeling weak, sick and tired (*asthenia, including malaise and fatigue*)
- Lack of energy (*fatigue*)
- Fever (*pyrexia*)
- Joint pain (*arthralgia*), muscle pain (*myalgia*), or pain in the hands or feet (*pain in extremity*)
- Cough
- Unusual hair loss or thinning (*alopecia*)
- Itching (*pruritus*)
- Constipation
- Nasal inflammation (*nasopharyngitis*)
- Tiredness, chills, sore throat, joint or muscle aching (flu-like illness)

Common side effects - affects less than 1 in 10 but more than 1 in 100 people:

- Inflammation of the fatty layer underneath the skin (*panniculitis*)
- Increased sensitivity of the skin to sun (*photosensitivity*)
- Kidney disorder that may result in decreased urine output (*kidney failure*)
- Inflammation of the kidney (*nephritis*)

Common side effects that may show up in your blood tests:

- Low phosphorus (*hypophosphataemia*)
- Increase in sugar (*glucose*)

Refer to the trametinib Patient Medication Information for possible side effects when TAFINLAR is taken with trametinib including heart problems, eye problems and rash.

In addition to the above, other side effects that can occur when you take TAFINLAR with trametinib are:

Very common side effects - these may affect more than 1 in 10 people:

- Swelling of the hands, ankles or feet (*oedema peripheral*)

- Stomach ache (*abdominal pain*)
- High blood pressure (*hypertension*)
- Urinary tract infections
- Rash, dry skin, itching, acne-like problem (*dermatitis acneiform*)
- Dizziness
- Bleeding (*haemorrhage*)
- Weight decreased
- Muscle spasms
- Low blood pressure (*hypotension*)

Very common side effects that may show up in your blood tests

- Abnormal blood test results related to the liver
- Low levels of a type of white blood cells (*neutropenia*)
- Low sodium (*hyponatremia*)

Common side effects – affects less than 1 in 10 but more than 1 in 100 people:

- Night sweats
- Shortness of breath (*dyspnoea*)
- Tiredness, chest discomfort, light headedness, pain, palpitations (*ejection fraction decreased*)
- Slow heart rate (*bradychardia*)
- Eyesight problems
- Dry mouth
- Sore mouth or mouth ulcers (*stomatitis*)
- Inflammation of the mucous membranes
- Swelling of the face (*face oedema*), localized tissue swelling (*lymphoedema*)
- Low levels of water or fluid (*dehydration*)
- Infection of the skin (*cellulitis*)
- Inflammation of the follicles in the skin (*folliculitis*)
- Nail disorders such as nail bed changes, nail pain, infection and swelling of the cuticles (*paronychia*)
- Skin rash with pus-filled blisters (*rash pustular*)
- Excessive sweating (*hyperhidrosis*)
- Skin cracking
- Weight increased
- Swelling in the eye caused by leaking fluid. This can cause blurred vision. (*chorioretinopathy*)

Common side effects that may show up in your blood tests

- Low levels of red blood cells (*anaemia*) and of a type of white blood cells (*leukopenia*)
- Increase in creatine phosphokinase, an enzyme found mainly in heart, brain and skeletal muscle
- Increase in some substances (enzymes) produced by the liver
- Decrease in the number of blood platelets (cells that help blood clot) (*thrombocytopenia*)

Uncommon side effects – affects less than 1 in 100 but more than 1 in 1000 people:

- Lung inflammation (*pneumonitis*)
- Swelling around the eyes (*periorbital oedema*)

- Splitting of the light-sensitive membrane in the back of the eye from its supporting layers (*retinal detachment*)
- Inflammatory disease mainly affecting the skin, lungs and eyes (*sarcoidosis*)

Serious side effects and what to do about them		
Symptom / effect	Talk to your healthcare professional	Stop taking drug and get immediate medical help
VERY COMMON		
Dermatitis acneiform: Skin rash, acne-like rash, redness of the face, dry or itching skin	✓	
Fever (high temperature >38.5°C) that may be accompanied by rigors, chills, low blood pressure or kidney problems		✓
Serious bleeding problems: headaches, dizziness or feeling weak, coughing up blood or blood clots, vomiting blood or vomit looking like “coffee grounds”, red or black stools that look like tar		✓
Uveitis (red, swollen eye): eye pain, burning or sensitive to light. Blurred vision. Headache.		✓
Hyponatremia: tiredness, confusion, muscle twitching, convulsions		✓
VERY COMMON (when TAFINLAR is taken with trametinib)		
Oedema: generalised swelling		✓
COMMON		
New primary melanoma (mole which has irregular shape, border, or colour, is growing, or changing shape or colour, new skin lesion)	✓	
Cutaneous squamous cell cancer including keratoacanthomas: skin sore, wart, or reddish bump that bleeds or does not heal	✓	
Eye problems: redness, pain, blurred vision, floating spots, light sensitivity	✓	
Tubulointerstitial nephritis: high or low urine output, drowsiness, confusion, nausea as a sign of an inflamed kidney		✓
COMMON (when TAFINLAR is taken with trametinib)		
Venous thromboembolism (blood clots): chest pain, sudden shortness of breath or trouble breathing, pain in your legs with or without swelling, swelling in your arms and legs, or a cool, pale arm or leg		✓
Acute pancreatitis: acute, severe upper stomach pain		✓
UNCOMMON		

Serious side effects and what to do about them		
Symptom / effect	Talk to your healthcare professional	Stop taking drug and get immediate medical help
Allergic Reactions: rash, hives, swelling of the face, lips, tongue, or throat, difficulty swallowing or breathing		✓
Pancreatitis (inflammation of the pancreas causing strong abdominal pain)	✓	
UNCOMMON (when TAFINLAR is taken with trametinib)		
Gastrointestinal complications: severe stomach pain, chills, fever, nausea, vomiting of blood, black or bloody stools, holes in the intestinal wall		✓
Sarcoidosis (inflammatory disease mainly affecting the skin, lungs and eyes): coughing, shortness of breath, swollen lymph nodes, visual disturbances, fever, fatigue, pain and swelling in the joints, tender bumps on your skin	✓	

If you have a troublesome symptom or side effect that is not listed here or becomes bad enough to interfere with your daily activities, talk to your healthcare professional.

Reporting Side Effects

You can report any suspected side effects associated with the use of health products to Health Canada by:

- Visiting the Web page on Adverse Reaction Reporting (<https://www.canada.ca/en/health-canada/services/drugs-health-products/medeffect-canada.html>) for information on how to report online, by mail or by fax; or
- Calling toll-free at 1-866-234-2345.

NOTE: Contact your health professional if you need information about how to manage your side effects. The Canada Vigilance Program does not provide medical advice.

Storage:

Store TAFINLAR between 15°C to 30°C.

Keep out of reach and sight of children.

If you want more information about TAFINLAR:

- Talk to your healthcare professional
- Find the full product monograph that is prepared for healthcare professionals and includes this Patient Medication Information by visiting the Health Canada website (<https://www.canada.ca/en/health-canada/services/drugs-health-products/drug-products/drug-product-database.html>); the manufacturer's website www.novartis.ca, or by calling 1-800-363-8883.

This leaflet was prepared by Novartis Pharmaceuticals Canada Inc.

Last Revised: March 19, 2021

TAFINLAR is a registered trademark