

PRODUCT MONOGRAPH  
INCLUDING PATIENT MEDICATION INFORMATION

Pr **BAVENCIO**<sup>®</sup>

Avelumab for injection

Solution for Intravenous Infusion

20 mg/mL single-use vial

Professed Standard

Antineoplastic

*BAVENCIO has been issued marketing authorization with conditions for the treatment of:*

- *Patients with locally advanced or metastatic urothelial carcinoma (UC) who have disease progression during or following platinum-based chemotherapy or within 12 months of neoadjuvant or adjuvant treatment with platinum-based chemotherapy.*

*These indications are pending the results of studies to verify its clinical benefit. Patients should be advised of the nature of the authorization. For further information for BAVENCIO please refer to Health Canada's Notice of Compliance with conditions - drug products web site: <http://www.hc-sc.gc.ca/dhp-mps/prodpharma/notices-avis/conditions/index-eng.php>.*

*BAVENCIO has been issued marketing authorization without conditions for:*

- *Maintenance treatment of patients with unresectable locally advanced or metastatic urothelial carcinoma (UC) whose disease has not progressed following first-line platinum-based chemotherapy.*
- *Treatment of adult patients with metastatic Merkel cell carcinoma (MCC).*

Importer & Distributor:

EMD Serono, a Division of EMD Inc., Canada  
2695 North Sheridan Way, Suite 200  
Mississauga, ON L5K 2N6  
EMD Serono is a business of Merck KGaA, Darmstadt, Germany  
[www.emdserono.ca](http://www.emdserono.ca)

Approval Date:  
December 18, 2017

Date of Revision:  
August 15, 2022

Co-developed with:

Pfizer Canada ULC  
17300 Trans-Canada Highway  
Kirkland, Quebec H9J 2M5

Submission Control No: 257273

BAVENCIO is a trademark of Merck KGaA, Darmstadt, Germany or its affiliates.

**This product has been authorized under the  
Notice of Compliance with Conditions (NOC/c)  
for one or all of its indicated uses.**

### **What is a Notice of Compliance with Conditions (NOC/c)?**

An NOC/c is a form of market approval granted to a product on the basis of **promising** evidence of clinical effectiveness following review of the submission by Health Canada.

Products authorized under Health Canada's NOC/c policy are intended for the treatment, prevention or diagnosis of a serious, life-threatening or severely debilitating illness. They have demonstrated promising benefit, are of high quality and possess an acceptable safety profile based on a benefit/risk assessment. In addition, they either respond to a serious unmet medical need in Canada or have demonstrated a significant improvement in the benefit/risk profile over existing therapies. Health Canada has provided access to this product on the condition that sponsors carry out additional clinical trials to verify the anticipated benefit within an agreed upon time frame.

### **What will be different about this Product Monograph?**

The following Product Monograph will contain boxed text at the beginning of each major section clearly stating the nature of the market authorization. Sections for which NOC/c status holds particular significance will be identified in the left margin by the symbol NOC/c. These sections may include, but are not limited to, the following:

- Indications;
- Action and Clinical Pharmacology;
- Warnings and Precautions;
- Adverse Reactions;
- Dosage and Administration; and
- Clinical Trials.

### **Adverse Drug Reaction Reporting and Re-Issuance of the Product Monograph**

Health care providers are encouraged to report Adverse Drug Reactions associated with normal use of these and all drug products to Health Canada's Canada Vigilance Program at 1-866-234-2345. The Product Monograph will be re-issued in the event of serious safety concerns previously unidentified or at such time as the sponsor provides the additional data in support of the product's clinical benefit. Once the latter has occurred, and in accordance with the NOC/c policy, the conditions associated with market authorization will be removed.

## RECENT MAJOR LABEL CHANGES

Indications, Metastatic Merkel Cell Carcinoma (1)	01/2021
Indications, Locally Advanced or Metastatic Urothelial Carcinoma (1)	12/2020
Warnings and Precautions, Geriatrics (6.1.4)	06/2020
Warnings and Precautions, Other Immune-Mediated Adverse Drug Reactions (6)	02/2020
Adverse Reactions, Other Immune-Mediated Adverse Drug Reactions (7)	02/2020
Dosage and Administration, Recommended Dose and Dose Adjustment (3.2)	05/2019

## TABLE OF CONTENTS

Sections or subsections that are not applicable at the time of authorization are not listed .

<b>RECENT MAJOR LABEL CHANGES</b> .....	<b>3</b>
<b>Table of Contents</b> .....	<b>3</b>
<b>PART I: HEALTH PROFESSIONAL INFORMATION</b> .....	<b>5</b>
<b>1 INDICATIONS</b> .....	<b>5</b>
1.1 Pediatrics.....	5
1.2 Geriatrics.....	5
<b>2 CONTRAINDICATIONS</b> .....	<b>5</b>
<b>4 DOSAGE AND ADMINISTRATION</b> .....	<b>5</b>
4.1 Dosing Considerations.....	5
4.2 Recommended Dose and Dosage Adjustment.....	6
4.3 Reconstitution.....	7
4.4 Administration.....	8
4.5 Missed Dose.....	8
<b>5 OVERDOSAGE</b> .....	<b>8</b>
<b>6 DOSAGE FORMS, STRENGTHS, COMPOSITION AND PACKAGING</b> .....	<b>8</b>
<b>7 WARNINGS AND PRECAUTIONS</b> .....	<b>9</b>
7.1 Special Populations .....	12
7.1.1 Pregnant Women .....	12
7.1.2 Breast-feeding.....	13
7.1.3 Pediatrics.....	13
7.1.4 Geriatrics .....	13
<b>8 ADVERSE REACTIONS</b> .....	<b>13</b>
8.1 Adverse Reaction Overview.....	13
8.2 Clinical Trial Adverse Reactions.....	14
8.3 Less Common Clinical Trial Adverse Reactions.....	24
8.4 Abnormal Laboratory Findings: Hematologic, Clinical Chemistry and Other Quantitative Data .....	26
<b>9 DRUG INTERACTIONS</b> .....	<b>28</b>
9.2 Overview .....	28
<b>10 CLINICAL PHARMACOLOGY</b> .....	<b>28</b>
10.1 Mechanism of Action.....	28
10.2 Pharmacodynamics .....	29

10.3	Pharmacokinetics .....	29
<b>11</b>	<b>STORAGE, STABILITY AND DISPOSAL .....</b>	<b>31</b>
<b>12</b>	<b>SPECIAL HANDLING INSTRUCTIONS .....</b>	<b>31</b>
<b>PART II: SCIENTIFIC INFORMATION .....</b>		<b>32</b>
<b>13</b>	<b>PHARMACEUTICAL INFORMATION .....</b>	<b>32</b>
<b>14</b>	<b>CLINICAL TRIALS .....</b>	<b>33</b>
14.1	Trial Design and Study Demographics.....	33
14.2	Study Results .....	37
14.4	Immunogenicity.....	42
<b>16</b>	<b>NON-CLINICAL TOXICOLOGY .....</b>	<b>42</b>
<b>PATIENT MEDICATION INFORMATION .....</b>		<b>43</b>

## PART I: HEALTH PROFESSIONAL INFORMATION

### 1 INDICATIONS

#### **Locally Advanced or Metastatic Urothelial Carcinoma**

BAVENCIO is indicated for the maintenance treatment of patients with unresectable locally advanced or metastatic urothelial carcinoma (UC) whose disease has not progressed following first-line platinum-based chemotherapy.

NOC/c BAVENCIO is indicated for the treatment of patients with locally advanced or metastatic urothelial carcinoma (UC) who have disease progression during or following platinum-based chemotherapy or within 12 months of neoadjuvant or adjuvant treatment with platinum-based chemotherapy.

Marketing authorization with conditions was based on tumour response and durability of response. An improvement in survival or disease-related symptoms has not yet been established (see section **14 CLINICAL TRIALS**).

#### **Metastatic Merkel Cell Carcinoma**

BAVENCIO (avelumab for injection) is indicated for the treatment of adult patients with metastatic Merkel cell carcinoma (MCC).

Marketing authorization was based on tumour response and durability of response. An improvement in survival or disease-related symptoms has not yet been established (see section **14 CLINICAL TRIALS**).

#### 1.1 Pediatrics

**Pediatrics (< 18 years of age):** The safety and efficacy of BAVENCIO in pediatric patients have not been established (see **10 CLINICAL PHARMACOLOGY, 10.3 Pharmacokinetics, Special Populations and Conditions**). Health Canada has not authorized an indication for pediatric use.

#### 1.2 Geriatrics

**Geriatrics (≥ 65 years of age):** Overall differences in safety or efficacy between elderly patients (65 years and older) and younger patients (less than 65 years) have not been evaluated (see section **7.1.4 WARNINGS AND PRECAUTIONS, Geriatrics**).

### NOC/c 2 CONTRAINDICATIONS

BAVENCIO is contraindicated in patients who are hypersensitive to this drug or to any ingredient in the formulation, including any non-medicinal ingredient, or component of the container. For a complete listing, see section **6 DOSAGE FORMS, STRENGTHS, COMPOSITION AND PACKAGING**.

### NOC/c 4 DOSAGE AND ADMINISTRATION

#### 4.1 Dosing Considerations

BAVENCIO must be administered as an intravenous infusion (IV) under the supervision of a

qualified healthcare professional. Do not administer as an IV push or bolus.

In order to improve the traceability of medicinal products, the trade name, BAVENCIO, and the batch number of the administered product should be clearly recorded (or stated) in the patient file.

## 4.2 Recommended Dose and Dosage Adjustment

### Dosage

The recommended dose of BAVENCIO is 10 mg/kg body weight administered intravenously over 60 minutes every 2 weeks.

### Premedication and Monitoring

Premedicate patients with an antihistamine and acetaminophen prior to the first 4 infusions of BAVENCIO. Premedication should be administered for subsequent BAVENCIO doses based upon clinical judgment and presence/severity of prior infusion reactions.

### Duration of Treatment

It is recommended that patients are treated with BAVENCIO until disease progression or unacceptable toxicity. Clinically stable patients with initial evidence of disease progression may remain on treatment until disease progression is confirmed.

### Treatment Modifications

Dose escalation or reduction is not recommended. Dosing delay or discontinuation may be required based on individual safety and tolerability.

Table 1 summarizes guidelines for treatment modifications. Detailed guidelines for the management of immune-mediated adverse drug reactions are described in section 7 **WARNINGS AND PRECAUTIONS**.

**Table 1 – Recommended Dose Modification of BAVENCIO for Treatment-related Adverse Drug Reactions**

Treatment-related Adverse Reaction	Severity*	Treatment Modification
Pneumonitis	Grade 2	Withhold**
	Grade 3 or Grade 4 or recurrent Grade 2	Permanently discontinue
Hepatitis	Aspartate aminotransferase (AST) or alanine aminotransferase (ALT) greater than 3 and up to 5 times upper limit of normal (ULN) or total bilirubin greater than 1.5 and up to 3 times ULN (Grade 2)	Withhold**
	AST or ALT greater than 5 times ULN or total bilirubin greater than 3 times ULN (Grade 3 or 4)	Permanently discontinue
Colitis/diarrhea	Grade 2 or Grade 3	Withhold**
	Grade 4 or recurrent Grade 3	Permanently discontinue
Endocrinopathies (including but not limited to hypothyroidism, hyperthyroidism,	Grade 3 or Grade 4	Withhold**

Treatment-related Adverse Reaction	Severity*	Treatment Modification
adrenal insufficiency, type 1 diabetes mellitus, hyperglycemia)		
Nephritis and renal dysfunction	Serum creatinine more than 1.5 and up to 6 times ULN (Grade 2 or 3)	Withhold**
	Serum creatinine more than 6 times ULN (Grade 4)	Permanently discontinue
Other immune-mediated adverse reactions (imARs) (including but not limited to myocarditis, pancreatitis, myositis, psoriasis, arthritis, exfoliative dermatitis, erythema multiforme, pemphigoid, hypopituitarism, uveitis, myasthenia gravis/myasthenic syndrome, Guillain-Barré syndrome)	For any of the following: Grade 2 or Grade 3 clinical signs or symptoms of an immune-mediated adverse reaction not described above	Withhold**
	For any of the following: <ul style="list-style-type: none"> <li>Life-threatening or Grade 4 reactions except for endocrinopathies that are controlled with replacement hormones</li> <li>Requirement of prednisone <math>\geq</math> 10 mg/day or equivalent for more than 12 weeks</li> <li>Persistent Grade 2 or 3 imARs lasting <math>\geq</math> 12 weeks</li> <li>Reoccurrence of imARs at <math>\geq</math> Grade 3</li> </ul>	Permanently discontinue
Infusion reactions	Grade 1 or Grade 2	Interrupt or slow the rate of infusion
	Grade 3 or Grade 4	Permanently discontinue

\*Note: Toxicity grades are in accordance with National Cancer Institute Common Terminology Criteria for Adverse Events Version 4.0 (NCI-CTCAE v4.03).

\*\*Until adverse reactions recover to Grade 0-1 and/or after corticosteroid taper.

### 4.3 Reconstitution

Use aseptic technique for the preparation of the solution for infusion.

- Visually inspect vial for particulate matter and discoloration. BAVENCIO is a clear, colourless to slightly yellow solution. Discard vial if the solution is cloudy, discoloured, or contains particulate matter.
- Take an infusion bag of appropriate size (250 mL preferable) containing either 0.9% or 0.45% sodium chloride solution. Withdraw the required volume of BAVENCIO from the vial(s) and transfer it to the infusion bag. Discard any partially used or empty vials.
- Mix the diluted solution by gently inverting the infusion bag in order to avoid foaming or excessive shearing of the solution.
- Inspect the solution to ensure it is clear, colourless, and free of visible particles. Use the diluted solution immediately once prepared.
- Do not co-administer other drugs through the same intravenous line.
- Administer the infusion as described above.
- After the administration of BAVENCIO, flush the line with either 0.9% or 0.45% sodium

- chloride solution.
- BAVENCIO does not contain a preservative. If BAVENCIO is not infused immediately, the diluted solution can be stored up to 8 hours at room temperature or up to 24 hours in the refrigerator at 2°C to 8°C. If refrigerated, allow the diluted solution to come to room temperature prior to administration. This storage time includes the storage of the infusion solution in the infusion bag, and the duration of infusion (see section **11 STORAGE, STABILITY AND DISPOSAL**).

BAVENCIO is compatible with either 0.9% or 0.45% sodium chloride solution and must not be mixed with other products.

BAVENCIO is compatible with polyethylene, polypropylene, and ethylene vinyl acetate infusion bags, glass bottles, polyvinyl chloride infusion sets and in line filters with polyethersulfone membranes with pore sizes of 0.2 micrometer.

#### 4.4 Administration

BAVENCIO has to be diluted with either 0.9% or 0.45% sodium chloride solution prior to infusion.

BAVENCIO is administered over 60 minutes as an intravenous infusion using a sterile, non-pyrogenic, low-protein binding 0.2 micrometer in-line or add-on filter.

BAVENCIO infusion must not be administered as an intravenous push or bolus injection.

#### 4.5 Missed Dose

If a planned dose of BAVENCIO is missed, it should be administered as soon as feasible or continue at the next planned dose.

### 5 OVERDOSAGE

There are limited experiences with overdose with BAVENCIO in clinical studies. Treatment is directed to the management of symptoms.

For management of a suspected drug overdose, contact your regional poison control centre.

### 6 DOSAGE FORMS, STRENGTHS, COMPOSITION AND PACKAGING

**Table 2 – Dosage Forms, Strengths, Composition and Packaging**

Route of Administration	Dosage Form / Strength/Composition	Non-medicinal Ingredients
Intravenous	Solution for infusion / 20 mg/mL	D-mannitol, glacial acetic acid, polysorbate 20, sodium hydroxide, Water for Injection

BAVENCIO is a sterile, clear, colourless to slightly yellow solution.

BAVENCIO is supplied as a single-use vial. One vial of 10 mL contains 200 mg of avelumab.



## NOC/c 7 WARNINGS AND PRECAUTIONS

### General

Treatment should be initiated and supervised by a physician experienced in the treatment of cancer.

### Driving and Operating Machinery

BAVENCIO has negligible influence on the ability to drive and use machines. Fatigue has been reported following administration of BAVENCIO (see section **8.2 ADVERSE REACTIONS**, Clinical Trial Adverse Reactions). Patients should be advised not to drive or operate machinery until they are sure they are feeling well.

### **Immune-mediated Adverse Drug Reactions** (see section **8.2 ADVERSE REACTIONS**, Clinical Trial Adverse Reactions)

The immune-mediated adverse drug reactions described below in more detail reflect the exposure to BAVENCIO in a total of 1738 patients in Study EMR100070-001 (Study 001) (N=1650) and Study EMR100070-003 Part A (Study 003 Part A) (N=88) in patients with previously treated metastatic MCC with a median duration of treatment of 12 weeks in Study 001 and 17 weeks in Study 003 Part A at the time of data cut-off. In addition, the immune-mediated adverse drug reactions described below reflect the exposure to BAVENCIO in a total of 116 patients in Study EMR100070-003 Part B (Study 003 Part B) in treatment-naïve patients with metastatic MCC with a median duration of treatment of 24 weeks at the time of data cut-off.

### Immune-mediated pneumonitis

Immune-mediated pneumonitis including fatal outcomes has been reported in patients receiving BAVENCIO (see section **8.2 ADVERSE REACTIONS**, Clinical Trial Adverse Reactions).

Patients should be monitored for signs and symptoms of immune-mediated pneumonitis and causes other than immune-mediated pneumonitis should be ruled out. Suspected pneumonitis should be confirmed with radiographic imaging.

Corticosteroids should be administered for Grade  $\geq 2$  events (initial dose of 1 - 2 mg/kg/day prednisone or equivalent, followed by a corticosteroid taper of at least 1 month duration which should be initiated upon improvement).

BAVENCIO should be withheld for Grade 2 immune-mediated pneumonitis until resolution to Grade 1 or less, and permanently discontinued for Grade  $\geq 3$  pneumonitis or recurrent Grade 2 immune-mediated pneumonitis (see section **4.2 DOSAGE AND ADMINISTRATION**, Recommended Dose and Dose Adjustment).

### Immune-mediated hepatitis

Immune-mediated hepatitis including fatal outcomes has been reported in patients receiving BAVENCIO (see section **8.2 ADVERSE REACTIONS**, Clinical Trial Adverse Reactions).

Patients should be monitored for changes in liver function and symptoms of immune-mediated hepatitis. Causes other than immune-mediated hepatitis should be ruled out. Corticosteroids should be administered for Grade  $\geq 2$  immune-mediated hepatitis (initial dose 1 - 2 mg/kg/day prednisone or equivalent, followed by a corticosteroid taper of at least 1 month duration which

should be initiated upon improvement).

BAVENCIO should be withheld for Grade 2 immune-mediated hepatitis until resolution to Grade 1 or less, and permanently discontinued for Grade  $\geq$  3 immune-mediated hepatitis (see section **4.2 DOSAGE AND ADMINISTRATION**, Recommended Dose and Dose Adjustment).

#### Immune-mediated colitis

Immune-mediated colitis has been reported in patients receiving BAVENCIO (see section **8.2 ADVERSE REACTIONS**, Clinical Trial Adverse Reactions).

Patients should be monitored for signs and symptoms of colitis and causes other than immune-mediated colitis should be ruled out. Corticosteroids should be administered for Grade  $\geq$  2 events (initial dose of 1 - 2 mg/kg/day prednisone or equivalent, followed by a corticosteroid taper of at least 1 month duration which should be initiated upon improvement).

BAVENCIO should be withheld for Grade 2 or Grade 3 immune-mediated colitis until resolution to Grade 1 or less, and permanently discontinued for Grade 4 immune-mediated colitis or recurrent Grade 3 immune-mediated colitis (see section **4.2 DOSAGE AND ADMINISTRATION**, Recommended Dose and Dose Adjustment).

#### Immune-mediated endocrinopathies

Immune-mediated thyroid disorders, immune-mediated adrenal insufficiency and type 1 diabetes mellitus occurred in patients receiving BAVENCIO (see section **8.2 ADVERSE REACTIONS**, Clinical Trial Adverse Reactions).

Patients should be monitored for clinical signs and symptoms of endocrinopathies.

#### *Thyroid disorders (Hypothyroidism/Hyperthyroidism)*

Thyroid disorders can occur at any time during treatment. Patients should be monitored for changes in thyroid function (at the start of treatment, periodically during treatment, and as indicated based on clinical evaluation) and for clinical signs and symptoms of thyroid disorders. Hypothyroidism should be managed with replacement therapy and hyperthyroidism with anti-thyroid drug as needed.

BAVENCIO should be withheld for Grade  $\geq$  3 thyroid disorders until resolution to Grade 1 or less (see section **4.2 DOSAGE AND ADMINISTRATION**, Recommended Dose and Dose Adjustment).

#### *Adrenal insufficiency*

Patients should be monitored for signs and symptoms of adrenal insufficiency during and after treatment. Corticosteroids should be administered (1 - 2 mg/kg/day prednisone IV or oral equivalent) for Grade  $\geq$  3 adrenal insufficiency, followed by a taper until a dose less than or equal to 10 mg/day has been reached.

BAVENCIO should be withheld for Grade  $\geq$  3 symptomatic adrenal insufficiency until resolution to Grade 1 or less (see section **4.2 DOSAGE AND ADMINISTRATION**, Recommended Dose and Dose Adjustment).

#### *Type 1 diabetes mellitus*

BAVENCIO can cause type 1 diabetes mellitus, including diabetic ketoacidosis (see section **8.2 ADVERSE REACTIONS**, Clinical Trial Adverse Reactions).

Patients should be monitored for hyperglycemia or other signs and symptoms of diabetes. Initiate treatment with insulin for type 1 diabetes mellitus. BAVENCIO should be withheld and anti-hyperglycemics or insulin in patients with  $\geq$  Grade 3 hyperglycemia should be administered. Resume treatment with BAVENCIO when metabolic control is achieved on insulin replacement or anti-hyperglycemics (see section **4.2 DOSAGE AND ADMINISTRATION**, Recommended Dose and Dose Adjustment).

#### Immune-mediated nephritis and renal dysfunction

BAVENCIO can cause immune-mediated nephritis.

Patients should be monitored for elevated serum creatinine prior to and periodically during treatment. Corticosteroids (initial dose of 1 to 2 mg/kg/day prednisone or equivalent followed by a corticosteroid taper) should be administered for Grade  $\geq$  2 nephritis.

BAVENCIO should be withheld for Grade 2 or Grade 3 nephritis until resolution to Grade 1 or less and permanently discontinued for Grade 4 nephritis (see section **4.2 DOSAGE AND ADMINISTRATION**, Recommended Dose and Dose Adjustment).

#### Other immune-mediated adverse drug reactions

BAVENCIO can result in severe and fatal immune-mediated adverse reactions (see section 7 Adverse Reactions). As observed with other immune-checkpoint inhibitors, immune-mediated reactions may involve any organ system. Most immune-mediated reactions initially manifest during treatment; however, immune-mediated adverse reactions can occur after discontinuation.

Other clinically important immune-mediated adverse reactions were reported in less than 1% of patients: myocarditis including with fatal outcome, myositis, psoriasis, arthritis, exfoliative dermatitis, erythema multiforme, pemphigoid, hypopituitarism, uveitis, myasthenia gravis/myasthenic syndrome, and Guillain-Barré syndrome.

Immune-mediated pancreatitis has been observed in patients receiving BAVENCIO. In one clinical trial with BAVENCIO in combination with axitinib, cases of immune-mediated pancreatitis with fatal outcomes have been observed (see section **8.2 ADVERSE REACTIONS**, Clinical Trial Adverse Reactions).

The following clinically significant, immune-mediated adverse reactions have been reported with other products in this class: immune-mediated skin disorders (bullous dermatitis, Stevens Johnson Syndrome (SJS)/toxic epidermal necrolysis (TEN)), pancreatitis, rhabdomyolysis, myasthenia gravis, histiocytic necrotizing lymphadenitis, demyelination, vasculitis, hemolytic anemia, hypophysitis, iritis and encephalitis.

#### **Infusion reactions**

Infusion reactions, which might be severe, occurred in patients receiving BAVENCIO.

Patients should be monitored for signs and symptoms of infusion reactions including pyrexia, chills, flushing, hypotension, dyspnea, wheezing, back pain, abdominal pain, and urticaria.

For Grade 1 infusion reactions, the infusion rate has to be slowed by 50% for the current infusion. For patients with Grade 2 infusion reactions, the infusion should be temporarily discontinued until Grade 1 or resolved, then the infusion will restart with a 50% slower infusion rate. For Grade  $\geq$  3 infusion reactions, stop infusion and permanently discontinue BAVENCIO (see section **4.2 DOSAGE AND ADMINISTRATION**, Recommended Dose and Dose Adjustment).

Patients have to be premedicated with an antihistamine and acetaminophen prior to the first 4 infusions of BAVENCIO. Premedication should be administered for subsequent BAVENCIO doses based upon clinical judgment and presence/severity of prior infusion reactions (see section **4.2 DOSAGE AND ADMINISTRATION**, Recommended Dose and Dose Adjustment).

### **Fertility**

Studies to evaluate the effect of BAVENCIO on fertility have not been conducted. The effect of BAVENCIO on male and female fertility is unknown.

In 1 month and 3 month repeat dose toxicology studies in monkeys, there were no notable effects in the male and female reproductive organs.

### **Embryo-fetal toxicity**

Based on its mechanism of action, BAVENCIO can cause fetal harm when administered to a pregnant woman. Animal studies have demonstrated that inhibition of the Programmed Death-1/Programmed Death Ligand-1 (PD-1/PD-L1) signalling pathway can lead to increased risk of immune-mediated rejection of the developing fetus resulting in fetal death. If this drug is used during pregnancy, or if the patient becomes pregnant while taking BAVENCIO, inform the patient of the potential risk to a fetus. Advise women of childbearing potential to use effective contraception during treatment with BAVENCIO and for at least 1 month after the last dose of BAVENCIO.

## **7.1 Special Populations**

### **7.1.1 Pregnant Women**

There are no or limited data from the use of BAVENCIO in pregnant women.

Based on its mechanism of action, BAVENCIO can cause fetal harm when administered to a pregnant woman and may increase the risk of developing immune-mediated disorders or altering the normal immune response.

Animal reproduction studies have not been conducted with avelumab to evaluate its effect on reproduction and fetal development.

In animal models, the PD-1/PD-L1 signalling pathway is important in the maintenance of pregnancy through induction of maternal immune tolerance to fetal tissue.

Human IgG1 immunoglobulins are known to cross the placenta. Therefore, avelumab has the potential to be transmitted from the mother to the developing fetus.

Blockade of PD-L1 signalling has been shown in murine models of pregnancy to disrupt tolerance to the fetus and to result in an increase in fetal loss. Therefore, potential risks of administering BAVENCIO during pregnancy include increased rates of abortion or stillbirth.

BAVENCIO is not recommended during pregnancy or in women with child-bearing potential not using effective contraception unless the clinical benefit outweighs the potential risk. Advise women of reproductive potential to use effective contraception during treatment with BAVENCIO and for at least 1 month after the last dose of BAVENCIO.

### 7.1.2 Breast-feeding

It is unknown whether avelumab is excreted in human milk. Since it is known that antibodies can be secreted in human milk, a risk to the newborns/infants cannot be excluded. A decision should be made whether to discontinue breast-feeding or discontinue BAVENCIO, taking into account the benefit of breast-feeding for the child and the benefit of BAVENCIO therapy for the mother.

Breast-feeding women should be advised not to breast-feed during treatment and for at least 1 month after the last dose of BAVENCIO due to the potential for serious adverse reactions in breast-fed infants.

### 7.1.3 Pediatrics

**Pediatrics (< 18 years of age):** The safety and efficacy of BAVENCIO in pediatric patients have not been established. Health Canada has not authorized an indication for pediatric use.

### 7.1.4 Geriatrics

**Geriatrics (≥ 65 years of age):**

#### **Metastatic Merkel Cell Carcinoma**

Overall differences in safety or efficacy between elderly patients (65 years and older) and younger patients (less than 65 years) have not been evaluated.

#### **Locally Advanced or Metastatic Urothelial Carcinoma**

##### *Maintenance Treatment Following First-Line Platinum-Based Chemotherapy*

Of the 350 patients randomized to BAVENCIO 10 mg/kg plus best supportive care (BSC) in the JAVELIN Bladder 100 study (Study B9991001), 63% were 65 years or older and 23% were 75 years or over. No overall differences in safety or efficacy were reported between elderly patients (≥ 65 years) and younger patients (< 65 years). Safety data from patients 75 years of age or older are too limited to draw conclusions on this population.

##### *Previously Treated Urothelial Carcinoma*

Of the 242 patients with locally advanced or metastatic UC treated with BAVENCIO, 68% were 65 years or over and 28% were 75 years or over. Among patients 65 years or over who were followed for at least 12 months, 17% (28/165) responded to BAVENCIO and 67% (111/165) developed a Grade 3 - 4 adverse reaction. No overall differences in safety or efficacy were reported between elderly patients and younger patients.

## NOC/c 8 ADVERSE REACTIONS

### 8.1 Adverse Reaction Overview

The safety of BAVENCIO at doses of 10 mg/kg intravenously every 2 weeks has been evaluated in a total of 1738 patients, in Study 001, a phase I, single arm, multi-center study in patients with other solid tumours (N= 1650) including patients with locally advanced or metastatic UC (N = 242) and in Study 003 Part A, a single arm, multi-center study in patients with previously treated metastatic MCC (N = 88). In addition, the safety of BAVENCIO at doses of 10 mg/kg intravenously every 2 weeks has been evaluated in treatment-naïve patients with metastatic MCC in Study 003 Part B (N = 116).

The study population characteristics of the 1738 patients (Study 001 and Study 003 Part A) were median age of 64 years (range: 19 to 91 years); 52% male; 78% White, 9% Asian, 5% Black or

African American, and 8% other ethnic groups; Eastern Cooperative Oncology Group (ECOG) performance score of 0 (38%), 1 (62%), or > 1 (0.4%); and the underlying malignancies were non-small cell lung cancer (20%), gastric and gastroesophageal cancer (15%), urothelial cancer (14%), ovarian cancer (13%), metastatic breast cancer (10%), head and neck cancer (9%), metastatic MCC (5%), mesothelioma, renal cell carcinoma, melanoma, adrenocortical carcinoma (3% each), colorectal cancer, castrate-resistant prostate cancer, and unknown (1% each). In this population, 25% of patients were exposed to BAVENCIO for ≥ 6 months and 8% were exposed to BAVENCIO for ≥ 12 months.

The study population characteristics of the 116 patients in Study 003 Part B were median age of 74 years (range: 41 to 93 years); 69.8% male; 64.7% White, 2.6% Asian, 1.7% Black or African American; and ECOG performance score of 0 (62.1%) or 1 (37.9%).

### **Metastatic Merkel Cell Carcinoma**

In Study 003 Part A, the median duration of exposure to BAVENCIO was 17 weeks (range: 2 weeks to 102 weeks) with a median of 7 doses (range: 1 dose to 95 doses). In this ongoing study, 39.8% of patients received BAVENCIO for more than 6 months and 26.1% for more than one year.

In Study 003 Part B, the median duration of exposure to BAVENCIO was 24 weeks (range: 2 weeks to 154 weeks) with a median of 11.5 doses (range: 1 dose to 76 doses). In this ongoing study, 48.3% of patients received BAVENCIO for more than 6 months and 36.2% for more than one year.

### **Locally Advanced or Metastatic Urothelial Carcinoma**

#### *Maintenance Treatment Following First-Line Platinum-Based Chemotherapy*

The safety of BAVENCIO has been evaluated in the JAVELIN Bladder 100 study in which patients with unresectable locally advanced or metastatic UC whose disease had not progressed following first-line platinum-based chemotherapy received BAVENCIO 10 mg/kg every 2 weeks plus best supportive care (N=344) or best supportive care alone (N=345) as a maintenance treatment.

In the JAVELIN Bladder 100 study, the median duration of exposure to BAVENCIO plus best supportive care (BSC) was 25 weeks (range: 2 weeks to 160 weeks); 47.4% of patients received BAVENCIO plus best supportive care for more than 6 months and 28.2% for more than one year.

For the study population characteristics of the patients treated with BAVENCIO, see section 14 CLINICAL TRIALS.

#### *Previously Treated Urothelial Carcinoma*

In Study 001, the median duration of exposure to BAVENCIO for patients with locally advanced or metastatic UC was 12 weeks (range: 2 weeks to 134 weeks) with a median of 6 doses (range: 1 dose to 67 doses); 26.9% of patients received BAVENCIO for more than 6 months.

## **8.2 Clinical Trial Adverse Reactions**

Because clinical trials are conducted under very specific conditions, the adverse reaction rates observed in the clinical trials may not reflect the rates observed in practice and should not be compared to the rates in the clinical trials of another drug. Adverse reaction information from clinical trials is useful for identifying drug-related adverse events and for approximating rates.

## **Metastatic Merkel Cell Carcinoma**

The safety of BAVENCIO was investigated in Study 003, a single-arm multi-center study with two parts. Part A included 88 patients with metastatic MCC whose disease had progressed after at least one chemotherapy treatment. Part B included 116 patients with histologically confirmed metastatic MCC who were treatment-naïve to systemic therapy in the metastatic setting.

### **Part A - Previously treated metastatic MCC:**

In Part A, the most common adverse reactions ( $\geq 20\%$ ) were fatigue, musculoskeletal pain, diarrhea, nausea, infusion related reaction, rash, peripheral edema and decreased appetite (see Table 3). The most common Grade  $\geq 3$  treatment emergent adverse events ( $\geq 3\%$ ) were anemia, lymphopenia, abdominal pain, alanine aminotransferase increased, blood creatine phosphokinase increased, gamma-glutamyltransferase increased, lipase increased and hypertension. Serious treatment emergent adverse events that occurred in more than one patient were anemia, abdominal pain, general physical health deterioration, cellulitis, lung infection, squamous cell carcinoma of skin and acute kidney injury.

BAVENCIO was permanently discontinued in 10 (11.4%) patients due to treatment emergent adverse events of anemia, thrombocytopenia, pericardial effusion, autoimmune colitis, ileus, autoimmune disorder, alanine aminotransferase increased, blood creatine phosphokinase increased, gamma-glutamyltransferase increased, neutrophil count decreased and transaminases increased.

BAVENCIO was temporarily discontinued in 36 (40.9%) patients for treatment emergent adverse events, excluding temporary dose interruption for infusion related reactions where infusion was restarted the same day. Anemia, gastric hemorrhage, lung infection, infusion related reaction and back pain were the reasons for temporary discontinuation of BAVENCIO reported in more than one patient.

### **Part B - Treatment-naïve metastatic MCC:**

In Part B, the most common adverse reactions ( $\geq 20\%$ ) were fatigue, infusion related reaction, musculoskeletal pain, constipation, cough and rash (see Table 3). The most common Grade  $\geq 3$  treatment emergent adverse events ( $\geq 3\%$ ) were general physical health deterioration, lipase increased, amylase increased, sepsis, hypertension, decreased appetite, hyponatremia and lymphopenia. Serious treatment emergent adverse events that occurred in more than one patient were infusion related reaction, abdominal pain, dysphagia, vomiting, asthenia, general physical health deterioration, sepsis, dehydration, diabetes mellitus, hyponatremia, hydronephrosis, pulmonary embolism and lymphoedema.

BAVENCIO was permanently discontinued in 30 (25.9%) patients due to treatment emergent adverse events. Infusion related reactions resulted in permanent discontinuation of BAVENCIO in more than one patient (2.6%). One patient permanently discontinued BAVENCIO due to the treatment emergent adverse event of tumour lysis syndrome.

BAVENCIO was temporarily discontinued in 53 (45.7%) patients for treatment emergent adverse events, excluding temporary dose interruption for infusion related reactions where infusion was restarted the same day. Abdominal pain, diarrhea, general physical health deterioration, pyrexia, nasopharyngitis, infusion related reaction, abnormal laboratory values (alanine aminotransferase increased, amylase increased, aspartate aminotransferase increased), hyponatremia and back pain were the reasons for temporary discontinuation of BAVENCIO reported in more than one patient.

Table 3 summarizes the adverse reactions that occurred in at least 1% of patients receiving BAVENCIO in Study 003 Part A (previously treated) or Part B (treatment-naïve).

**Table 3 – All Grade Adverse Reactions in ≥ 1% of Patients with Metastatic MCC in Study 003 Part A (previously treated) or Part B (treatment-naïve)**

MedDRA System Organ Class and Preferred Term	BAVENCIO Part A (N = 88)		BAVENCIO Part B (N = 116)	
	All Grades n (%)	Grade 3-4 n (%)	All Grades n (%)	Grade 3-4 n (%)
<b>Blood and lymphatic system disorder</b>				
Anemia	16 (18.2)	10 (11.4)	19 (16.4)	3 (2.6)
<b>Endocrine disorders</b>				
Hypothyroidism*	5 (5.7)	1 (1.1)	5 (4.3)	0
Hyperthyroidism*	1 (1.1)	0	1 (0.9)	0
Adrenal insufficiency	0	0	3 (2.6)	0
<b>Gastrointestinal disorders</b>				
Nausea	24 (27.3)	0	22 (19.0)	0
Diarrhea	23 (26.1)	0	18 (15.5)	1 (0.9)
Constipation	16 (18.2)	1 (1.1)	29 (25.0)	0
Vomiting	13 (14.8)	0	12 (10.3)	2 (1.7)
Abdominal pain <sup>a</sup>	17 (19.3)	4 (4.5)	15 (12.9)	3 (2.6)
Autoimmune colitis	1(1.1)	0	0	0
<b>General disorders and administration site conditions</b>				
Fatigue <sup>b</sup>	46 (52.3)	2 (2.3)	50 (43.1)	4 (3.4)
Pyrexia <sup>#</sup>	2 (2.3)	0	7 (6.0)	0
Edema peripheral <sup>c</sup>	20 (22.7)	0	15 (12.9)	0
Chills <sup>#</sup>	2 (2.3)	0	11 (9.5)	0
<b>Immune system disorders</b>				
Drug hypersensitivity <sup>#</sup>	1 (1.1)	0	0	0
Hypersensitivity <sup>#</sup>	1 (1.1)	0	0	0
Autoimmune disorder	1(1.1)	1(1.1)	0	0
Haemophagocytic lymphohistiocytosis	1(1.1)	0	0	0
<b>Injury, poisoning and procedural complications</b>				
Infusion related reaction <sup>#</sup>	19 (21.6)	0	34 (29.3)	1 (0.9)
<b>Investigations</b>				
Weight decreased	14 (15.9)	0	19 (16.4)	1 (0.9)
Aspartate aminotransferase (AST) increased*	1(1.1)	0	3 (2.6)	2 (1.7)
Alanine aminotransferase (ALT) increased*	1 (1.1)	1 (1.1)	3 (2.6)	1 (0.9)
Transaminases increased*	1 (1.1)	1 (1.1)	0	0
Thyroid function test abnormal	1 (1.1)	0	0	0
Blood thyroid stimulating hormone increased*	0	0	2 (1.7)	0
<b>Metabolism and nutrition disorders</b>				
Decreased appetite	21 (23.9)	1 (1.1)	16 (13.8)	6 (5.2)
<b>Musculoskeletal and connective tissue disorders</b>				
Back pain <sup>#</sup>	1 (1.1)	0	3 (2.6)	0
Musculoskeletal pain <sup>d</sup>	35 (39.8)	3 (3.4)	24 (20.7)	0
Arthralgia	16 (18.2)	1 (1.1)	10 (8.6)	0
<b>Nervous system disorders</b>				



MedDRA System Organ Class and Preferred Term	BAVENCIO Part A (N = 88)		BAVENCIO Part B (N = 116)	
	All Grades n (%)	Grade 3-4 n (%)	All Grades n (%)	Grade 3-4 n (%)
Dizziness	12 (13.6)	0	5 (4.3)	0
Headache	10 (11.4)	0	5 (4.3)	0
<b>Renal and urinary disorders</b>				
Tubulointerstitial nephritis	1 (1.1)	0	0	0
<b>Respiratory, thoracic and mediastinal disorders</b>				
Cough	16 (18.2)	0	28 (24.1)	0
Dyspnea <sup>e</sup>	12 (13.6)	1 (1.1)	18 (15.5)	1 (0.9)
<b>Skin and subcutaneous tissue disorders</b>				
Rash <sup>f</sup>	23 (26.1)	0	28 (24.1)	0
Pruritus <sup>g</sup>	13 (14.8)	0	20 (17.2)	1 (0.9)
Rash maculo-papular <sup>*</sup>	1 (1.1)	0	6 (5.2)	0
Erythema <sup>*</sup>	2 (2.3)	0	1 (0.9)	0
<b>Vascular disorders</b>				
Hypertension	11 (12.5)	6 (6.8)	11 (9.5)	7 (6.0)
Hypotension <sup>#</sup>	1 (1.1)	0	1 (0.9)	0

\*Immune-mediated adverse drug reaction

<sup>#</sup>Infusion adverse reaction (IRR) based on predefined definition based on timely relationship including signs and symptoms of IRR including drug hypersensitivity, hypersensitivity, chills, pyrexia, back pain, dyspnea, flushing and hypotension

<sup>a</sup>Abdominal pain is a composite term which includes abdominal pain, abdominal pain upper and abdominal pain lower

<sup>b</sup>Fatigue is a composite term which includes fatigue and asthenia

<sup>c</sup>Edema peripheral is a composite term which includes edema peripheral and peripheral swelling

<sup>d</sup>Musculoskeletal pain is a composite term which includes musculoskeletal pain, back pain, myalgia, neck pain, pain in extremity

<sup>e</sup>Dyspnea is a composite term that includes dyspnea and dyspnea exertional

<sup>f</sup>Rash is a composite term which includes rash, rash maculo-papular, rash macular, erythema, rash erythematous, dermatitis bullous and rash pruritic

<sup>g</sup>Pruritus is a composite term that includes pruritus and pruritus generalized

## **Locally Advanced or Metastatic Urothelial Carcinoma**

### *Maintenance Treatment Following First-Line Platinum-Based Chemotherapy*

In 344 patients treated with BAVENCIO plus best supportive care (BSC), the most common adverse reactions ( $\geq 20\%$ ) were fatigue, musculoskeletal pain, urinary tract infection, and rash.

One of the 344 patients who received BAVENCIO plus BSC experienced an adverse reaction of sepsis, which led to death.

Serious adverse reactions occurred in 27.9% of patients receiving BAVENCIO plus BSC. Serious adverse reactions reported in  $\geq 1\%$  of patients were urinary tract infection (4.7%), acute kidney injury (1.7%), hematuria (1.5%), sepsis (1.2%), pain (1.2%), and infusion related reaction (1.2%).

BAVENCIO was permanently discontinued due to adverse reactions in 11.9% of patients receiving BAVENCIO plus BSC. The adverse reaction resulting in permanent discontinuation of BAVENCIO in  $> 1\%$  of patients was infusion related reaction (1.2%).

BAVENCIO was temporarily discontinued in 40.7% of patients due to adverse reactions, excluding temporary dose interruptions for infusion related reactions. The adverse reaction resulting in temporary discontinuation of BAVENCIO in  $> 3\%$  of patients was urinary tract infection (3.5%).

Table 4 summarizes the adverse reactions that occurred in  $\geq 1\%$  of patients receiving BAVENCIO plus BSC in the JAVELIN Bladder 100 study.

**Table 4 – Adverse Reactions\* in  $\geq 1\%$  of Patients Receiving BAVENCIO Plus Best Supportive Care in the JAVELIN Bladder 100 Study**

MedDRA System Organ Class and Preferred Term/ Clustered Preferred Term	BAVENCIO plus Best Supportive Care (N=344)		Best Supportive Care (N=345)	
	All Grades n (%)	Grade $\geq 3$ n (%)	All Grades n (%)	Grade $\geq 3$ n (%)
<b>Endocrine disorders</b>				
Hypothyroidism	40 (11.6)	1 (0.3)	2 (0.6)	0
Hyperthyroidism	21 (6.1)	0	1 (0.3)	0
Adrenal insufficiency	5 (1.5)	0	0	0
<b>Gastrointestinal disorders</b>				
Diarrhea	57 (16.6)	2 (0.6)	17 (4.9)	1 (0.3)
Constipation	56 (16.3)	2 (0.6)	31 (9.0)	0
Nausea	54 (15.7)	1 (0.3)	22 (6.4)	2 (0.6)
Vomiting	43 (12.5)	4 (1.2)	12 (3.5)	2 (0.6)
Colitis	6 (1.7)	2 (0.6)	0	0
<b>General disorders and administration site conditions</b>				
Fatigue <sup>a</sup>	122 (35.5)	6 (1.7)	46 (13.3)	6 (1.7)
Pyrexia	51 (14.8)	1 (0.3)	12 (3.5)	0
Chills	28 (8.1)	0	3 (0.9)	0
<b>Immune system disorders</b>				
Hypersensitivity	5 (1.5)	0	0	0
<b>Infections and infestations</b>				
Urinary tract infection <sup>b</sup>	70 (20.3)	20 (5.8)	38 (11.0)	13 (3.8)
<b>Injury, poisoning and procedural complications</b>				
Infusion related reaction	35 (10.2)	3 (0.9)	0	0
<b>Investigations</b>				
Alanine aminotransferase (ALT) increased	18 (5.2)	5 (1.5)	2 (0.6)	0
Aspartate aminotransferase (AST) increased	13 (3.8)	3 (0.9)	2 (0.6)	0
Blood thyroid stimulating hormone increased	4 (1.2)	0	0	0
<b>Metabolism and nutrition disorders</b>				
Decreased appetite	47 (13.7)	1 (0.3)	23 (6.7)	2 (0.6)
Hyperglycemia	13 (3.8)	6 (1.7)	8 (2.3)	1 (0.3)
<b>Musculoskeletal and connective tissue disorders</b>				
Musculoskeletal pain <sup>c</sup>	81 (23.5)	4 (1.2)	51 (14.8)	9 (2.6)
Arthralgia	56 (16.3)	2 (0.6)	19 (5.5)	0
Arthritis	5 (1.5)	1 (0.3)	0	0
<b>Renal and urinary disorders</b>				
Renal failure	6 (1.7)	0	4 (1.2)	3 (0.9)
<b>Respiratory, thoracic and mediastinal disorders</b>				
Cough <sup>d</sup>	48 (14.0)	1 (0.3)	16 (4.6)	0
Dyspnea	23 (6.7)	5 (1.5)	11 (3.2)	2 (0.6)
Pneumonitis	9 (2.6)	1 (0.3)	0	0
<b>Skin and subcutaneous tissue disorders</b>				
Rash <sup>e</sup>	69 (20.1)	4 (1.2)	8 (2.3)	0
Pruritus	59 (17.2)	1 (0.3)	6 (1.7)	0

MedDRA System Organ Class and Preferred Term/ Clustered Preferred Term	BAVENCIO plus Best Supportive Care (N=344)		Best Supportive Care (N=345)	
	All Grades n (%)	Grade ≥3 n (%)	All Grades n (%)	Grade ≥3 n (%)
<b>Vascular disorders</b>				
Hypotension	6 (1.7)	0	0	0

\*Adverse reactions include immune-mediated Adverse Reactions (ImARs), infusion related reactions (IRRs), and adverse events in the BAVENCIO plus best supportive care arm for which the frequency is ≥ 10% and higher than in the best supportive care alone arm (between arm difference ≥ 5% for all grades or ≥ 2% for Grade 3 and above)

<sup>a</sup>Fatigue is a composite term that includes fatigue, asthenia and malaise.

<sup>b</sup>Urinary tract infection is a composite term that includes urinary tract infection, urosepsis, cystitis, kidney infection, pyuria, pyelonephritis, Bacteriuria, pyelonephritis acute, urinary tract infection bacterial and escherichia urinary tract infection.

<sup>c</sup>Musculoskeletal pain is a composite term that includes musculoskeletal pain, back pain, myalgia and neck pain.

<sup>d</sup>Cough is a composite term that includes cough and productive cough.

<sup>e</sup>Rash is a composite term that includes rash, rash maculo-papular, erythema, dermatitis acneiform, eczema, erythema multiforme, rash erythematous, rash macular, rash papular, rash pruritic, drug eruption and lichen planus.

The denominator to calculate percentages is N, the number of subjects in the safety analysis set within each treatment group.

Subjects reporting more than one adverse event within a preferred term or clustered preferred term are counted only once in that term.

### Previously Treated Urothelial Carcinoma

In Study 001, the UC group (N=249) included 7 patients who had not received previous platinum-based chemotherapy. The following information is based on UC patients who did receive previous platinum-based therapy (N=242).

In 242 patients with locally advanced or metastatic UC, the most common adverse reactions (≥ 15%) were fatigue, nausea, decreased appetite, infusion related reaction, decreased weight, diarrhea, constipation, urinary tract infection, anemia, vomiting, pyrexia, abdominal pain and dyspnea. The most commonly reported Grade ≥ 3 adverse reaction was anemia (8.3%). Other Grade ≥ 3 adverse reactions reported in ≥ 3% of patients were hypertension, fatigue, urinary tract infection and asthenia.

One of the 242 patients experienced an adverse reaction of immune-mediated pneumonitis which led to death.

Serious adverse reactions reported in ≥ 1 % of patients were infusion related reaction, pneumonitis and diarrhea. Adverse reactions leading to permanent discontinuation were reported in 7.4% of patients, and adverse reactions leading to temporary discontinuation were reported in 11.2% of patients.

Table 5 summarizes the adverse reactions that occurred in ≥ 1% of patients with locally advanced or metastatic UC receiving BAVENCIO in Study 001.

**Table 5 – All Grade Adverse Reactions in ≥ 1% of Patients with Locally Advanced or Metastatic UC in Study 001**

MedDRA System Organ Class and Preferred Term	BAVENCIO (N = 242)	
	All Grades n (%)	Grade 3-4 n (%)
<b>Blood and lymphatic system disorder</b>		
Anemia	46 (19.0)	20 (8.3)
<b>Endocrine disorders</b>		
Hypothyroidism*	11 (4.5)	0
<b>Gastrointestinal disorders</b>		

MedDRA System Organ Class and Preferred Term	BAVENCIO (N = 242)	
	All Grades n (%)	Grade 3-4 n (%)
Nausea	65 (26.9)	4 (1.7)
Constipation	50 (20.7)	2 (0.8)
Diarrhea	50 (20.7)	3 (1.2)
Abdominal pain <sup>a</sup>	49 (20.2)	5 (2.1)
Vomiting	41 (16.9)	4 (1.7)
<b>General disorders and administration site conditions</b>		
Fatigue <sup>b</sup>	108 (44.6)	19 (7.9)
Edema peripheral <sup>c</sup>	40 (16.5)	1 (0.4)
Pyrexia	39 (16.1)	2 (0.8)
Chills**	13 (5.4)	0
<b>Infections and infestations</b>		
Urinary tract infection <sup>d</sup>	60 (24.8)	16 (6.6)
<b>Injury, poisoning and procedural complications</b>		
Infusion related reaction	56 (23.1)	1 (0.4)
<b>Investigations</b>		
Weight decreased	50 (20.7)	1 (0.4)
<b>Metabolism and nutrition disorders</b>		
Decreased appetite	57 (23.6)	5 (2.1)
<b>Musculoskeletal and connective tissue disorders</b>		
Musculoskeletal pain <sup>e</sup>	72 (29.8)	8 (3.3)
Arthralgia	25 (10.3)	3 (1.2)
<b>Renal disorders</b>		
Renal failure <sup>f</sup>	44 (18.2)	8 (3.3)
<b>Respiratory, thoracic and mediastinal disorders</b>		
Dyspnea <sup>g</sup>	48 (19.8)	7 (2.9)
Cough	36 (14.9)	0
Pneumonitis*	5 (2.1)	3 (1.2)
<b>Skin and subcutaneous tissue disorders</b>		
Rash <sup>h</sup>	42 (17.4)	1 (0.4)
Pruritus <sup>i</sup>	27 (11.2)	1 (0.4)
<b>Vascular disorders</b>		
Hypertension	32 (13.3)	16 (6.6)

\* Immune-mediated adverse reaction

\*\* Infusion related reaction (IRR) based on predefined definition based on timely relationship including signs and symptoms of IRR including drug hypersensitivity, hypersensitivity, chills, pyrexia, back pain, flushing, and hypotension

<sup>a</sup>Abdominal pain is a composite term which includes abdominal pain, abdominal discomfort, abdominal pain upper and lower

<sup>b</sup>Fatigue is a composite term which includes fatigue, asthenia and malaise

<sup>c</sup>Edema peripheral is a composite term which includes edema peripheral and peripheral swelling

<sup>d</sup>Urinary tract infection is a composite term which includes Urinary Tract Infection, urosepsis, cystitis, kidney infection, urinary tract infection fungal, urinary tract infection bacterial, urinary tract infection enterococcal

<sup>e</sup>Musculoskeletal pain is a composite term which includes musculoskeletal pain, back pain, myalgia, neck pain, pain in extremity

<sup>f</sup>Renal failure is a composite term which includes renal failure, creatinine increased, acute kidney injury, GFR decreased

<sup>g</sup>Dyspnea is a composite term that includes dyspnea and dyspnea exertional

<sup>h</sup>Rash is a composite term which includes rash, rash macular-papular, rash pruritic, rash erythematous, erythema, erythema multiforme, rash macular, rash papular

<sup>i</sup>Pruritus is a composite term that includes pruritus and pruritus generalized

## Immune-Mediated Adverse Reactions

The following criteria were used to classify an adverse reaction as immune-mediated: onset within 90 days after last dose of BAVENCIO, no spontaneous resolution within 7 days of onset, treatment with corticosteroids or other immunosuppressant or hormone replacement therapy, biopsy consistent with immune-mediated reaction, and no other clear etiology.

### **Immune-mediated pneumonitis**

Immune-mediated pneumonitis occurred in patients receiving BAVENCIO. Across clinical studies in patients with advanced solid tumours (Study 001 and Study 003 Part A) 1.3% (23/1738) of patients developed immune-mediated pneumonitis. Of these patients, there was 1 (0.1%) patient with a fatal outcome, 1 (0.1%) patient with Grade 4, 6 (0.3%) patients with Grade 3, 12 (0.7%) patients with Grade 2 and 3 (0.2%) patients with Grade 1 immune-mediated pneumonitis. The median time to onset of immune-mediated pneumonitis was 11 weeks (range: 3 days to 11.8 months). The median duration was 7 weeks (range: 4 days to more than 4 months). BAVENCIO was discontinued in 3 patients and all 23 patients were treated with corticosteroids. Immune-mediated pneumonitis resolved in 13 patients at the time of data cut off.

In Study 003 Part A, none of the 88 patients with previously treated metastatic MCC and in Part B none of the 116 patients with treatment-naïve metastatic MCC developed immune-mediated pneumonitis.

In Study 001, 2.0% (5/242) of patients with locally advanced metastatic UC developed immune-mediated pneumonitis; 1 patient with Grade 5, 2 patients with Grade 3 and 2 patients with Grade 2 immune-mediated pneumonitis.

### **Immune-mediated hepatitis**

Immune-mediated hepatitis occurred in patients receiving BAVENCIO. Across clinical studies in patients with advanced solid tumours, 1.0 % (18/1738) of patients developed immune-mediated hepatitis. Of these patients, there were 2 (0.1%) patients with a fatal outcome, and 13 (0.7%) patients with Grade 3, 2 (0.1%) patients with Grade 2 and 1 (0.1%) patient with Grade 1 immune-mediated hepatitis. The median time to onset of immune-mediated hepatitis was 14 weeks (range: 1 week to 16 months). The median duration was 2.8 months (range: 1 day to 8 months). BAVENCIO was discontinued in 11 patients and all 18 patients were treated with corticosteroids. Immune-mediated hepatitis resolved in 11 of the 18 patients at the time of data cut off.

In Study 003 Part A, 2% (2/88) of patients with previously treated metastatic MCC developed immune-mediated hepatitis, which was Grade 3 in severity. In Study 003 Part B, 3.4% (4/116) of patients with treatment-naïve metastatic MCC developed immune-mediated hepatitis; 3 patients with Grade 3 and 1 patient with Grade 2 immune-mediated hepatitis.

In Study 001, 1.7% (4/242) of patients with locally advanced metastatic UC developed immune-mediated hepatitis; 3 patients with Grade 3 and 1 patient with Grade 1 immune-mediated hepatitis.

### **Immune-mediated colitis**

Immune-mediated colitis, including immune-mediated diarrhea, occurred in patients receiving BAVENCIO. Across clinical studies in patients with advanced solid tumours, 1.6% (27/1738) of patients developed immune-mediated colitis or immune-mediated diarrhea. Of these patients there were 7 (0.4%) patients with Grade 3, 14 (0.8%) patients with Grade 2 and 6 (0.3%) patients with Grade 1 immune-mediated colitis. The median time to onset of immune-mediated colitis was 9 weeks (range: 2 days to 11.5 months). The median duration was 4 weeks (range: 1 day to more than 15 months). BAVENCIO was discontinued in 9 patients and all 27 patients were treated with corticosteroids. Immune-mediated colitis resolved in 19 patients at the time of data cut off.

In Study 003 Part A, 3% (3/88) of patients with previously treated metastatic MCC developed Grade 2 immune-mediated colitis. In Study 003 Part B, 0.9% (1/116) of patients with treatment-naïve metastatic MCC developed Grade 2 immune-mediated colitis.

In Study 001, 0.8% (2/242) of patients with locally advanced metastatic UC developed immune-mediated colitis, including immune-mediated diarrhea, 1 patient with Grade 3 immune-mediated diarrhea.

### **Immune-mediated endocrinopathies**

Immune-mediated thyroid disorders, immune-mediated adrenal insufficiency and type 1 diabetes mellitus occurred in patients receiving BAVENCIO.

#### Thyroid disorders (Hypothyroidism/Hyperthyroidism)

Across clinical studies in patients with advanced solid tumours, 5.8% (100/1738) of patients developed immune-mediated thyroid disorders, of which 92 (5.3%) patients with hypothyroidism, 7 (0.4%) with hyperthyroidism, and 4 (0.2%) with thyroiditis. Of these patients there were 3 (0.2%) patients with Grade 3, 71 (4.1%) patients with Grade 2 and 26 (1.5%) patients with Grade 1 immune-mediated thyroid disorders. The median time to onset of thyroid disorders was 12 weeks (range: 2 weeks to 15 months). The median duration was not estimable (range: 1 day to more than 28 months). BAVENCIO was discontinued in 1 (0.1%) patient. Thyroid disorders resolved in 7 patients at the time of data cut off.

In Study 003 Part A, 8% (7/88) of patients with previously treated metastatic MCC developed Grade 3 (1 patient), Grade 2 (2 patients) and Grade 1 (3 patients) immune-mediated thyroid disorders, including 5 patients with hypothyroidism, 1 patient with hyperthyroidism and 1 patient with an abnormal thyroid function test (not graded). In Study 003 Part B, 6% (7/116) of patients with treatment-naïve metastatic MCC developed Grade 2 (3 patients) and Grade 1 (4 patients) immune-mediated thyroid disorders, including 5 patients with hypothyroidism, 1 patient with hyperthyroidism and 2 patients with increased blood thyroid stimulating hormone.

In Study 001, 5.4 % (13/242) of patients with locally advanced or metastatic UC developed immune-mediated thyroid disorders, all of which were Grade 1 or 2. Eleven (4.5%) patients had hypothyroidism and 2 (0.8%) patients had hyperthyroidism.

In Study JAVELIN Bladder 100, 12.2% (42/344) of patients with locally advanced or metastatic UC who received BAVENCIO maintenance therapy developed immune-mediated thyroid disorders, all of which were Grade 1 or 2 with the exception of 1 patient with Grade 3 hypothyroidism. Out of 42 patients, 37 (10.8%) patients had hypothyroidism, 16 (4.7%) patients had hyperthyroidism, and 3 (0.9%) patients had thyroiditis. Immune-mediated thyroid disorders resolved in 7 patients at the time of data cut off.

#### Adrenal insufficiency

Across clinical studies in patients with advanced solid tumours, 0.5% (9/1738) of patients developed immune-mediated adrenal insufficiency. Of these patients there were 2 (0.1%) patients with Grade 3, 6 (0.3%) patients with Grade 2 and 1 (0.1%) patient with Grade 1 immune-mediated adrenal insufficiency. The median time to onset of immune-mediated adrenal insufficiency was 14 weeks (range: 1 day to 13.5 months). The median duration was not estimable (range: 2 days to more than 11 months). BAVENCIO was discontinued in 2 patients and all 9 patients were treated with corticosteroids, 4 (44 %) of the 9 patients received high dose systemic corticosteroids ( $\geq 40$  mg prednisone or equivalent) followed by a taper. None of the patients had adrenal insufficiency resolved at the time of data cut off.

In Study 003 Part A, none of the 88 patients with previously treated metastatic MCC had immune-mediated adrenal insufficiency. In Study 003 Part B, 2.6% (3/116) of patients with treatment-naïve metastatic MCC developed Grade 2 (2 patients) and Grade 1 (1 patient) immune-mediated adrenal

insufficiency.

#### Type 1 diabetes mellitus

New onset of type 1 diabetes mellitus including diabetic ketoacidosis occurred in patients receiving BAVENCIO. Across clinical studies in patients with advanced solid tumours, type 1 diabetes mellitus (Grade 3), without an alternative etiology occurred in 0.1% (2/1738) of patients that led to permanent discontinuation.

In Study 003 Part A, none of the 88 patients with previously treated metastatic MCC had type 1 diabetes. In Study 003 Part B, type 1 diabetes occurred in 0.9% (1/116) of patients with treatment-naïve metastatic MCC reported as Grade 3. The dose of BAVENCIO was not changed.

#### **Immune-mediated nephritis and renal dysfunction**

Immune-mediated nephritis occurred in 0.1% (1/1738) of patients receiving BAVENCIO, leading to permanent discontinuation of BAVENCIO.

In Study 003 Part A, immune-mediated nephritis occurred in 1.1% (1/88) of patients with previously treated metastatic MCC reported as tubulointerstitial nephritis Grade 2. In Study 003 Part B, immune-mediated nephritis occurred in 0.9% (1/116) of patients with treatment-naïve metastatic MCC reported as Grade 3. The dose of BAVENCIO was not changed and the patient recovered.

#### **Other immune-mediated adverse drug reactions**

##### Myocarditis

Immune-mediated myocarditis was observed in studies outside of Study 003 and Study 001, in 2 patients treated with BAVENCIO including one case with fatal outcome.

In Study 003 Part A, none of the 88 patients with previously treated metastatic MCC had myocarditis. In Study 003 Part B, immune-mediated myocarditis occurred in 0.9% (1/116) of patients with treatment-naïve metastatic MCC reported as Grade 2 leading to permanent discontinuation of BAVENCIO.

##### Myositis

Across clinical studies in patients with advanced solid tumours, 0.5% (9/1738) patients developed immune-mediated myositis. Of these patients there was 3 (0.2%) patients with Grade 4, 2 (0.1%) patients with Grade 3, 3 (0.2%) patients with Grade 2 and 1 (0.1%) patient with Grade 1 immune-mediated myositis.

In Study 003 Part A, none of the 88 patients with previously treated metastatic MCC had myositis. In Study 003 Part B, immune-mediated myositis occurred in 0.9% (1/116) of patients with treatment-naïve metastatic MCC reported as Grade 2 leading to permanent discontinuation of BAVENCIO.

##### Neurologic events

In Study 003 Part A, none of the 88 patients with previously treated metastatic MCC had neurologic events. In Study 003 Part B, immune-mediated autoimmune neuropathy occurred in 0.9% (1/116) of patients with treatment-naïve metastatic MCC reported as Grade 3 leading to permanent discontinuation of BAVENCIO.

##### Pancreatitis

Immune-mediated pancreatitis has been observed in patients receiving BAVENCIO outside of Study 003 and 001. In one clinical trial with BAVENCIO in combination with axitinib, rare cases of immune-mediated pancreatitis with fatal outcomes have been observed.

### Myasthenia gravis/myasthenic syndrome

Myasthenia gravis/myasthenic syndrome has been observed in patients receiving BAVENCIO outside of Study 003 and 001.

### **Infusion reactions**

Infusion reactions occurred in patients in clinical studies receiving BAVENCIO. Grade 3 and 4 infusion reactions have been reported in 0.7% (12/1738) of patients receiving BAVENCIO, 0.6% (11/1738) of patients with Grade 3 or 4 infusion adverse reactions received intravenous corticosteroids.

In Study 003 Part A, none of the 88 patients with previously treated metastatic MCC had Grade 3 infusion related reactions. In Study 003 Part B, Grade 3 infusion reactions have been reported in 0.9% (1/116) of patients with treatment-naïve metastatic MCC leading to permanent discontinuation.

## **8.3 Less Common Clinical Trial Adverse Reactions**

### **Metastatic Merkel Cell Carcinoma**

All adverse reactions observed in Study 003 Part A are included in Table 3. Due to the limited size of Study 003 Part A (N=88), no adverse reactions < 1% were possible to be observed.

Adverse reactions observed in Study 003 Part B at a rate of less than 1% by SOC include:

**Autoimmune Disorders:** Autoimmune nephritis\*, Autoimmune neuropathy\*

**Cardiac Disorders:** Myocarditis\*, Myositis\*

**Endocrine Disorders:** Hyperthyroidism\*

**Gastrointestinal Disorders:** Colitis\*

**Investigations:** Blood creatine phosphokinase increased\*, Liver function test increased\*, Blood bilirubin increased\*

**Metabolism and Nutrition Disorders:** Diabetes mellitus\*, Hyperglycemia\*

**Skin and Subcutaneous Tissue Disorders:** Erythema\*, Dermatitis psoriasiform\*

### **Locally Advanced or Metastatic Urothelial Carcinoma**

#### *Maintenance Treatment Following First-Line Platinum-Based Chemotherapy*

Adverse reactions observed in patients receiving BAVENCIO plus best supportive care in the JAVELIN Bladder 100 study at a rate of less than 1% by SOC include:

**Endocrine Disorders:** Autoimmune thyroiditis\*, Autoimmune hypothyroidism\*, Thyroiditis\*

**Eye Disorders:** Uveitis\*

**Gastrointestinal Disorders:** Pancreatitis\*, Proctitis\*, Autoimmune pancreatitis\*, Enteritis\*



**Hepatobiliary Disorders:** Autoimmune hepatitis\*, Hepatotoxicity\*

**Investigations:** Thyroxine free decreased\*, Troponin T increased

**Metabolism and Nutrition Disorders:** Diabetes mellitus\*

**Musculoskeletal and Connective Tissue Disorders:** Myositis\*, Polyarthritis\*, Oligoarthritis\*, Rheumatoid arthritis\*

**Nervous System Disorders:** Miller Fisher syndrome\*

**Renal and Urinary Disorders:** Nephritis\*, Tubulointerstitial nephritis\*

**Respiratory, Thoracic and Mediastinal Disorders:** Interstitial lung disease\*

**Skin and Subcutaneous Tissue Disorders:** Psoriasis\*, Purpura\*, Vitiligo\*, Dermatitis psoriasiform\*

\* Immune-mediated adverse reaction

*Previously Treated Urothelial Carcinoma*

Adverse reactions observed in Study 001 at a rate of less than 1% by SOC include:

**Endocrine Disorders:** Hyperthyroidism\*, Adrenal insufficiency\*

**Eye Disorders:** Uveitis\*

**Gastrointestinal Disorders:** Diarrhea\*, Enterocolitis\*

**Hepatobiliary Disorders:** Autoimmune hepatitis\*, Hepatitis\*

**Investigations:** Aspartate aminotransferase increased\*, Alanine aminotransferase increased\*, Blood creatine phosphokinase increased\*

**Musculoskeletal and Connective Tissue Disorders:** Back pain\*, Rheumatoid arthritis\*

**Nervous System Disorders:** Guillain-Barre syndrome\*

**Respiratory, Thoracic and Mediastinal Disorders:** Dyspnea\*\*

**Skin and Subcutaneous Tissue Disorders:** Rash pruritic\*, Erythema\*, Erythema multiforme\*, Pruritis generalized, Rash erythematous\*

**Vascular Disorders:** Flushing\*\*, Hypotension\*\*

\* Immune-mediated adverse reaction

\*\* Infusion related reaction (IRR) based on predefined definition

## 8.4 Abnormal Laboratory Findings: Hematologic, Clinical Chemistry and Other Quantitative Data

### Metastatic Merkel Cell Carcinoma

Table 6 summarizes selected Grade 3 – 4 laboratory abnormalities that occurred in ≥ 1% of patients treated with BAVENCIO in Study 003 Part A (Previously-treated) or Part B (Treatment-naïve).

**Table 6 – Selected Laboratory Abnormalities with On-Treatment Worsening to Grade 3 – 4 in ≥ 1% of Patients in Study 003 Part A (N = 88) or Part B (N = 116)**

Laboratory Tests	Part A		Part B	
	Any Grade (N = 88) n (%)	Grade 3-4 (N = 88) n (%)	Any Grade (N = 116) n (%)	Grade 3-4 (N = 116) n (%)
<b>Chemistry</b>				
Alanine aminotransferase (ALT) increased	18 (20.9)	4 (4.7)	26 (23.0)	3 (2.7)
Alkaline phosphatase (ALP) increased	22 (25.9)	1 (1.2)	16 (14.2)	0 (0.0)
Amylase increased	6 (7.6)	1 (1.3)	17 (16.0)	6 (5.7)
Aspartate aminotransferase (AST) increased	29 (33.7)	2 (2.3)	33 (29.2)	4 (3.5)
Creatinine increased	69 (81.2)	2 (2.4)	85 (75.2)	2 (1.8)
Creatinine phosphokinase (CPK) increased	13 (18.3)	1 (1.4)	7 (21.9)	0 (0.0)
Gamma-glutamyl transferase (GGT) increased	22 (26.8)	7 (8.5)	9 (17.6)	2 (3.9)
Hyperglycemia*	-	7 (8.3)	-	10 (8.9)
Hyperkalemia	22 (25.9)	1 (1.2)	30 (26.5)	2 (1.8)
Hypermagnesemia	8 (9.6)	2 (2.4)	3 (2.7)	2 (1.8)
Hypokalemia	13 (15.3)	2 (2.4)	11 (9.7)	0 (0.0)
Hyponatremia	32 (37.6)	12 (14.1)	40 (35.4)	13 (11.5)
Hypophosphatemia	26 (31.7)	4 (4.9)	30 (26.5)	3 (2.7)
Lipase increased	12 (15.0)	4 (5.0)	28 (25.7)	6 (5.5)
<b>Hematology</b>				
Anemia	33 (38.8)	8 (9.4)	46 (40.4)	4 (3.5)
Lymphopenia	42 (50.6)	16 (19.3)	57 (51.8)	15 (13.6)
Neutropenia	6 (7.1)	1 (1.2)	12 (10.6)	0 (0.0)
Thrombocytopenia	25 (29.4)	3 (3.5)	20 (17.5)	0 (0.0)

\*Hyperglycemia illustrated for Grade ≥3 only due to non-fasting measurements

## **Locally Advanced or Metastatic Urothelial Carcinoma**

### *Maintenance Treatment Following First-Line Platinum-Based Chemotherapy*

Table 7 summarizes laboratory abnormalities that occurred in  $\geq 10\%$  of patients treated with BAVENCIO plus best supportive care and at a higher incidence than best supportive care alone in the JAVELIN Bladder 100 study.

**Table 7 - Laboratory Abnormalities Worsening from Baseline in  $\geq 10\%$  of Patients Receiving Bavencio Plus Best Supportive Care and at a Higher Incidence than Best Supportive Care (Between Arm Difference  $\geq 5\%$  [All Grades] or  $\geq 2\%$  [Grades 3-4] (Javelin Bladder 100 Study)**

Laboratory Abnormality	BAVENCIO plus Best Supportive Care			Best Supportive Care		
	N	All Grades n (%)	Grade $\geq 3$ n (%)	N	All Grades n (%)	Grade $\geq 3$ n (%)
<b>Chemistry</b>						
Hypertriglyceridemia	339	116 (34.2)	7 (2.1)	334	95 (28.4)	4 (1.2)
Alkaline Phosphatase Increased	344	103 (29.9)	10 (2.9)	341	69 (20.2)	8 (2.3)
Hyponatremia	344	97 (28.2)	19 (5.5)	341	67 (19.6)	9 (2.6)
GGT Increased	343	91 (26.5)	18 (5.2)	340	66 (19.4)	13 (3.8)
Lipase Increased	343	87 (25.4)	27 (7.9)	333	52 (15.6)	19 (5.7)
Aspartate Aminotransferase Increased	344	84 (24.4)	6 (1.7)	340	42 (12.4)	3 (0.9)
Hyperkalemia	344	82 (23.8)	13 (3.8)	341	56 (16.4)	3 (0.9)
Alanine Aminotransferase Increased	344	81 (23.5)	9 (2.6)	341	40 (11.7)	2 (0.6)
Hypoalbuminemia	343	81 (23.6)	1 (0.3)	340	58 (17.1)	1 (0.3)
Cholesterol High	339	75 (22.1)	4 (1.2)	335	53 (15.8)	1 (0.3)
Serum Amylase Increased	339	70 (20.6)	18 (5.3)	329	38 (11.6)	6 (1.8)
CPK Increased	339	65 (19.2)	8 (2.4)	332	40 (12.0)	0
Hypophosphatemia	343	65 (19.0)	11 (3.2)	340	50 (14.7)	4 (1.2)
<b>Hematology</b>						
Lymphocyte Count Decreased	344	136 (39.5)	17 (4.9)	339	91 (26.8)	11 (3.2)
Anemia	344	95 (27.6)	15 (4.4)	339	62 (18.3)	11 (3.2)
White Blood Cell Decreased	344	67 (19.5)	2 (0.6)	339	34 (10.0)	0
Platelet Count Decreased	344	62 (18.0)	2 (0.6)	339	40 (11.8)	1 (0.3)

### Previously Treated Urothelial Carcinoma

Table 8 summarizes selected Grade 3 – 4 laboratory abnormalities that occurred in  $\geq 1\%$  patients, with locally advanced or metastatic UC, treated with BAVENCIO in Study 001.

**Table 8 – Selected Laboratory Abnormalities with On-Treatment Worsening in  $\geq 1\%$  of UC Patients, with Locally Advanced or Metastatic UC, in Study 001**

Laboratory Tests	Any Grade (N = 242) n (%)	Grade 3-4 (N = 242) n (%)
<b>Chemistry</b>		
Alanine aminotransferase increased	51 (21.7)	4 (1.7)
Alkaline phosphatase increased	91 (39.1)	18 (7.7)
Aspartate aminotransferase increased	69 (29.4)	9 (3.8)
Blood bilirubin increased	26 (11.3)	3 (1.3)
CPK increased	14 (8.7)	1 (0.6)
Creatinine increased	158 (67.2)	6 (2.6)
GGT increased	60 (31.7)	19 (10.1)
Hypercalcemia	4 (2.0)	1 (0.5)
Hyperglycemia*	-	21 (8.9)
Hyperkalemia	63 (26.8)	8 (3.4)
Hypocalcemia	3 (1.5)	0 (0.0)
Hypoglycemia	19 (8.1)	1 (0.4)
Hypokalemia	26 (11.1)	1 (0.4)
Hypomagnesemia	48 (21.2)	2 (0.9)
Hyponatremia	98 (41.7)	37 (15.7)
Hypophosphatemia	61 (26.5)	12 (5.2)
Lipase increased	34 (18.7)	15 (8.2)
Serum amylase increased	20 (11.5)	5 (2.9)
<b>Hematology</b>		
Anemia	116 (50.9)	22 (9.6)
Lymphocyte count decreased	114 (51.4)	29 (13.1)
Neutrophil count decreased	22 (10.1)	2 (0.9)
Platelet count decreased	46 (20.1)	2 (0.9)

\*Hyperglycemia illustrated for Grade  $\geq 3$  only due to non-fasting measurements

## 9 DRUG INTERACTIONS

### 9.2 Overview

No interaction studies have been conducted with BAVENCIO in humans.

Avelumab is primarily metabolized through catabolic pathways. Therefore, it is not expected that BAVENCIO will have drug-drug interactions with other medicinal products.

## NOC/c 10 CLINICAL PHARMACOLOGY

### 10.1 Mechanism of Action

PD-L1 may be expressed on tumour cells and/or tumour-infiltrating immune cells and can contribute to the inhibition of the anti-tumour immune response in the tumour microenvironment.

Binding of PD-L1 to the PD-1 and B7.1 receptors found on T cells and antigen presenting cells suppresses cytotoxic T-cell activity, T-cell proliferation and cytokine production.

Avelumab is a fully human immunoglobulin G1 (IgG1) monoclonal antibody directed against programmed death ligand 1 (PD-L1). Avelumab binds PD-L1 and blocks the interaction between PD-L1 and the programmed death 1 (PD-1) and B7.1 receptors. This removes the suppressive effects of PD-L1 on cytotoxic CD8+ T-cells, resulting in the restoration of anti-tumour T-cell responses. In syngeneic mouse tumour models, blocking PD-L1 activity resulted in decreased tumour growth.

As a fully human IgG1, avelumab retains Fcγ receptor binding and has shown to induce natural killer (NK) cell-mediated direct tumour cell lysis via antibody-dependent cell-mediated cytotoxicity (ADCC) *in vitro*.

## 10.2 Pharmacodynamics

In peripheral blood of patients who received avelumab 10 mg/kg every 2 weeks, a PD-L1 target occupancy of over 90% was observed throughout the dose interval. Transient increases in IFNγ and TNFα were observed.

## 10.3 Pharmacokinetics

**Table 9 – Summary of Avelumab Pharmacokinetics at 10 mg/kg Every 2 Weeks in Patients with Malignant Tumours**

	<b>C<sub>max</sub></b>	<b>T<sub>max</sub></b>	<b>t<sub>½</sub></b>	<b>AUC<sub>0-tau</sub></b>	<b>CL</b>	<b>V<sub>ss</sub></b>
<b>Means, Range or Population Estimate</b>	294 µg/mL*	1.5 hours**	6.1 days <sup>§</sup>	26214 µg*hr/mL***	0.59 L/day <sup>§</sup>	4.72 L <sup>§</sup>

CL = total systemic clearance; V<sub>ss</sub> = volume of distribution at steady state

\*observed largest geometric mean (CV=32.5%) of C<sub>max</sub> in Study 001

\*\*observed median after first dose at 10 mg/kg in Study 001

\*\*\*estimated steady state geometric mean (CV=35.4%) based on a population pharmacokinetic (PK) analysis

<sup>§</sup> based on a population PK analysis

**Absorption:** Avelumab is administered intravenously and is 100% bioavailable in the blood circulation.

**Distribution:** Avelumab is expected to be distributed in the systemic circulation and to a lesser extent in the extracellular space. The volume of distribution at steady state was 4.72 L.

**Metabolism:** Avelumab is expected to be degraded into small peptides and amino acids via catabolic pathways in the same manner as endogenous IgG antibodies.

**Elimination:** Based on a population PK analysis from 1629 patients, the value of the parameter systemic clearance (CL) in this population PK model is 0.59 L/day.

Steady-state concentrations of avelumab were reached after approximately 4 to 6 weeks (2 to 3 cycles) of repeated dosing at 10 mg/kg every 2 weeks, and systemic accumulation was approximately 1.25-fold in C<sub>max</sub> values and 1.66-fold in the C<sub>trough</sub> values after 24 weeks of treatment.

The elimination half-life ( $t_{1/2}$ ) at the recommended dose is 6.1 days based on the population PK analysis. Following IV administration of a 10 mg/kg dose, the mean clearance determined by non-compartmental analysis was 0.36 mL/h/kg. The corresponding mean half-life was 95 h (~4 days).

**Linearity/Nonlinearity:** The avelumab exposure increased dose-proportionally in the dose range of 10 mg/kg to 20 mg/kg every 2 weeks.

### Special Populations and Conditions

A covariate analysis with the current population PK model could not detect any significant effect on the CL parameter with the covariates of age, gender, race, PD-L1 status, tumour burden, renal impairment and mild or moderate hepatic impairment.

The covariate of body weight had a positive correlation with the CL and V1 parameters in the population PK model.

### Pediatrics:

The pharmacokinetics of avelumab were investigated in a Phase I/II study in 21 pediatric patients (range: 3 to 17 years of age) with refractory or relapsed solid tumors. A total of 6 patients received avelumab at 10 mg/kg every 2 weeks (all patients were Asian), and avelumab pharmacokinetics in these patients are summarized in Table 10.

**Table 10 – Summary of Avelumab Pharmacokinetics at 10 mg/kg Every 2 Weeks in Pediatric Patients with Advanced Solid Tumours**

	$C_{max}$	$T_{max}$	$t_{1/2}$	$AUC_{0-tau,ss}$	CL	V <sub>ss</sub>
<b>10mg/kg Q2W (Total group)</b>	190 ug/mL*	1.4 hours**	2.9 days <sup>§</sup>	18773 $\mu\text{g}^*\text{hr}/\text{mL}$ ***	0.47 L/day <sup>§</sup>	2.57 L <sup>§</sup>

CL = total systemic clearance; V<sub>ss</sub> = volume of distribution at steady state

\*observed largest geometric mean (Geo CV=34.5%) of  $C_{max}$  in Study MS100070-0306

\*\*observed median after first dose in Study MS100070-0306

\*\*\*estimated steady state geometric mean (Geo CV=20.4%) based on a population pharmacokinetic (PK) analysis

<sup>§</sup> based on a population PK analysis

No new adverse reactions were identified in the study, compared to the known safety profile of BAVENCIO in adult patients, and the efficacy of avelumab in this pediatric population has not been established.

### **Hepatic Insufficiency:**

A population PK analysis suggested no clinically important effect on the CL parameter in the model by the covariates of mild hepatic impairment (bilirubin less than or equal to the upper limit of normal (ULN) and AST greater than ULN or bilirubin between 1 and 1.5 times ULN, n = 217), or moderate hepatic impairment (bilirubin between 1.5 and 3 times ULN, n = 4), and normal hepatic function (bilirubin and AST less than or equal to ULN, n = 1388).

Avelumab has not been studied in patients with severe hepatic impairment (bilirubin greater than 3 times ULN).

**Renal Insufficiency:**

No clinically important differences in the clearance of avelumab were found between patients with mild (glomerular filtration rate (GFR) 60 to 89 mL/min, Cockcroft-Gault Creatinine Clearance (CrCL); n = 623), moderate (GFR 30 to 59 mL/min, n = 320) or severe (GFR 15 to 29 mL/min, n = 4) renal impairment and patients with normal (GFR  $\geq$  90 mL/min, n = 671) renal function.

**11 STORAGE, STABILITY AND DISPOSAL****Storage of vials**

Store at 2°C to 8°C, do not freeze. Store in the original package in order to protect from light.

The container closure does not contain natural rubber latex material.

**Storage of the diluted solution for infusion**

BAVENCIO does not contain a preservative.

If BAVENCIO is not infused immediately, the diluted solution can be stored up to 8 hours at room temperature or up to 24 hours in the refrigerator at 2°C to 8°C. If refrigerated, allow the diluted solution to come to room temperature prior to administration. This storage time includes the storage of the infusion solution in the infusion bag, and the duration of infusion.

Do not freeze or shake the diluted solution.

**12 SPECIAL HANDLING INSTRUCTIONS**

Not applicable

## PART II: SCIENTIFIC INFORMATION

*BAVENCIO has been issued marketing authorization with conditions for the treatment of:*

- *Patients with locally advanced or metastatic urothelial carcinoma (UC) who have disease progression during or following platinum-based chemotherapy or within 12 months of neoadjuvant or adjuvant treatment with platinum-based chemotherapy.*

*These indications are pending the results of studies to verify its clinical benefit. Patients should be advised of the nature of the authorization. For further information for BAVENCIO please refer to Health Canada's Notice of Compliance with conditions - drug products web site: <http://www.hc-sc.gc.ca/dhp-mps/prodpharma/notices-avis/conditions/index-eng.php>.*

*BAVENCIO has been issued marketing authorization without conditions for:*

- *Maintenance treatment of patients with unresectable locally advanced or metastatic urothelial carcinoma (UC) whose disease has not progressed following first-line platinum-based chemotherapy.*
- *Treatment of adult patients with metastatic Merkel cell carcinoma (MCC).*

### 13 PHARMACEUTICAL INFORMATION

#### Drug Substance

Proper name: Avelumab

Chemical name: Recombinant human IgG1 monoclonal antibody directed against human PD-L1

Molecular formula and molecular mass: The molecular formula for the heterodimer (including disulfide bridge) is  $C_{6374}+H_{9898}+N_{1694}+O_{2010}+S_{44}$ . The molecular mass of intact avelumab, calculated on the basis of the amino acid composition and predicted disulfide bonding without glycans is 143, 832 Da, the mass including glycans is approximately 147, 000 Da.

Structural formula: Avelumab is a recombinant human IgG1 monoclonal antibody. It consists of two heavy chains (HC) of 450 amino acid residues each and two light chains (LC) of 216 amino acid residues each with typical IgG1 inter- and intra- chain disulfide bonds.

Physicochemical properties: Avelumab is a clear, colourless to slightly yellow concentrate for solution for infusion, practically free from visible particles. The pH of the solution is in the range of 5.0 - 5.6 and the osmolality is between 285 and 350 mOsm/kg.



## 14 CLINICAL TRIALS

### 14.1 Trial Design and Study Demographics

#### Metastatic Merkel Cell Carcinoma

**Table 11 – Summary of Patient Demographics for Clinical Trial 003 in Metastatic MCC**

Study #	Trial design	Dosage, route of administration and duration	Study patients (n)	Mean age (Range)	Sex
EMR 1000070-003 Part A (Study 003 Part A, JAVELIN Merkel 200 Study, Part A)	Single-arm, multi-center	10 mg/kg IV every 2 weeks until disease progression or unacceptable toxicity	88	69.7 years 33 to 88 years	Male: n = 65 (74%) Female: n = 23 (26%)
EMR 1000070-003 Part B (Study 003 Part B, JAVELIN Merkel 200 Study, Part B)	Single-arm, multi-center	10 mg/kg IV every 2 weeks until disease progression or unacceptable toxicity	116	74.0 years 41 to 93 years	Male: n = 81 (70%) Female: n = 35 (30%)

#### Study 003 Part A - Previously treated metastatic MCC:

Study 003 Part A was an open-label, single-arm, multi-center study in 88 patients with histologically confirmed metastatic MCC whose disease had progressed after at least one chemotherapy treatment for distant metastatic disease. The study excluded patients with autoimmune disease; medical conditions requiring systemic immunosuppression; prior organ or allogeneic stem cell transplantation; prior treatment with anti-PD-1, anti-PD-L1 or anti-CTLA-4 antibodies; central nervous system (CNS) metastases; infection with HIV, hepatitis B or hepatitis C; or ECOG performance score > 2.

Patients received BAVENCIO (avelumab for injection) at a dose of 10 mg/kg every 2 weeks until disease progression or unacceptable toxicity. Patients with radiological disease progression could receive additional doses of treatment unless disease progression was associated with significant clinical deterioration. Tumour response assessments were performed every 6 weeks, as assessed by an Independent Endpoint Review Committee (IERC) using Response Evaluation Criteria in Solid Tumours (RECIST) v1.1.

Of the 88 patients, 73.9% were male, the median age was 72.5 years (33 years to 88 years), 92.0% were Caucasian, and 55.7% and 44.3% had an ECOG performance status 0 and 1, respectively. In the metastatic disease setting, 65% of patients were reported to have had one prior anti-cancer therapy and 35% had two or more prior therapies. Fifty-three percent (53%) of patients had visceral metastases. All patients had tumour samples evaluated retrospectively for PD-L1 expression; of these, 66% were PD-L1-positive ( $\geq 1\%$  of tumour cells), 18% were PD-L1 negative, and 16% had non-evaluable results by an investigational immunohistochemistry assay.

Archival tumour samples were evaluated for Merkel cell polyomavirus (MCV) using an investigational assay; of the 77 patients with evaluable results, 60% had evidence of MCV. Patients received a median of 7 doses of BAVENCIO (1 dose to 95 doses), and the median duration of treatment was 17 weeks (2 to 208 weeks).

The primary efficacy analysis was confirmed best overall response (BOR). The key secondary efficacy analysis was duration of response (DOR). The efficacy analysis was conducted when the last patient enrolled had completed 36 months of follow-up.

#### Study 003 Part B - Treatment-naïve metastatic MCC:

Study 003 Part B was an open-label, single-arm, multi-center study in 116 patients with metastatic MCC who were systemic treatment-naïve in the metastatic setting. In addition to the exclusion criteria defined in Study 003 Part A, Study 003 Part B also excluded patients with previous malignant disease (other than MCC) within the last 5 years with the exception of basal or squamous cell carcinoma of the skin or carcinoma in situ (skin, bladder, cervical, colorectal, breast, or low grade prostatic intraepithelial neoplasia or Grade 1 prostate cancer).

As with Study 003 Part A, patients in Study 003 Part B received BAVENCIO at a dose of 10 mg/kg every 2 weeks until disease progression or unacceptable toxicity. Patients with radiological disease progression could receive additional doses of treatment unless disease progression was associated with significant clinical deterioration. Tumour response assessments were performed every 6 weeks, as assessed by an Independent Endpoint Review Committee (IERC) using Response Evaluation Criteria in Solid Tumours (RECIST) v1.1.

Of the 116 patients, 69.8% were male, the median age was 74.0 years (41 to 93 years), 81.0% were  $\geq 65$  years of age, 64.7% were Caucasian and 62.1% and 37.9% had an ECOG performance status of 0 and 1, respectively. Disease status at study entry included 68.1% of patients with visceral disease, defined as target and nontarget lesion sites categorized as other than skin (including soft tissue or eye) or lymph node per IERC assessment, and 21.6% had lymph node disease only. A total of 6 patients had received prior systemic anti-cancer treatment for non-metastatic disease in the adjuvant or locally advanced setting.

All patients had tumour samples evaluated retrospectively for PD-L1 expression; of these, 18.1% were PD-L1 positive (defined as having  $\geq 1\%$  PD-L1 expression on tumour cells), 75.0% were PD-L1 negative, and 6.9% had non-evaluable results by an investigational immunohistochemistry assay. With regards to Merkel cell virus status according to immunohistochemistry method, of the 116 patients, 60.3% were reported as positive, 31.9% were negative, and 7.8% were not evaluable. Patients received a median of 11.5 doses of BAVENCIO (1 dose to 76 doses), and the median duration of treatment was 24.0 weeks (2 to 154 weeks).

The primary efficacy endpoint was durable response rate (DRR), defined as the proportion of treated patients with an objective response (complete response (CR) or partial response (PR)) with a duration of at least 6 months. Key secondary endpoints included best overall response (BOR) and duration of response (DOR). The efficacy analysis was based on a primary analysis conducted when the last patient enrolled had completed a minimum follow-up of 15 months.

## **Locally Advanced or Metastatic Urothelial Carcinoma**

### *Maintenance Treatment Following First-Line Platinum-Based Chemotherapy*

**Table 12 – Summary of Patient Demographics for the JAVELIN Bladder 100 Clinical Trial in Maintenance Treatment Following First-Line Platinum-Based Chemotherapy of Locally Advanced or Metastatic UC**

<b>Study #</b>	<b>Trial design</b>	<b>Dosage, route of administration and duration</b>	<b>Study patients (n)</b>	<b>Mean age (Range)</b>	<b>Sex</b>
JAVELIN Bladder 100 (B9991001)	Randomized, multi-center, open-label	10 mg/kg IV every 2 weeks plus best supportive care compared to best supportive care alone until disease progression or unacceptable toxicity	BAVENCIO plus best supportive care n=350 Best supportive care n=350	67.5 years (32 to 90 years)	Male: n = 541 (77%) Female: n = 159 (23%)

The JAVELIN Bladder 100 study was a randomized (1:1), multi-center, open-label study conducted in 700 patients with unresectable, locally advanced or metastatic urothelial carcinoma whose disease had not progressed following first-line platinum-based chemotherapy.

Patients were excluded if they had received prior adjuvant or neoadjuvant systemic therapy within 12 months of randomization; prior immunotherapy (IL-2, IFN- $\alpha$ , anti-PD-1, anti-PD-L1, anti-CD137 or anti-CTLA-4 antibodies) or any other antibody or drug specifically targeting T-cell co-stimulation or immune checkpoint pathways; had active autoimmune disease; a medical condition that required immunosuppression; or had symptomatic central nervous system metastases requiring steroids.

Randomization was stratified by best response to chemotherapy (complete response (CR)/ partial response (PR) vs. stable disease (SD)) and site of metastasis (visceral vs. non-visceral) at the time of initiating first-line chemotherapy. Following 4 to 6 cycles of first-line platinum-based chemotherapy (gemcitabine + cisplatin and/or gemcitabine + carboplatin) and within 4-10 weeks after the last dose, patients were randomized to receive either BAVENCIO 10 mg/kg intravenous infusion every 2 weeks plus best supportive care (BSC) or BSC alone.

Treatment with BAVENCIO continued until RECIST v1.1-defined progression of disease by Blinded Independent Central Review (BICR) assessment or unacceptable toxicity. Administration of BAVENCIO was permitted beyond RECIST-defined disease progression if the patient was clinically stable and considered to be deriving clinical benefit by the investigator. Assessment of tumour status was performed at baseline, 8 weeks after randomization, then every 8 weeks up to 12 months after randomization, and every 12 weeks thereafter until documented disease progression based on BICR assessment per RECIST v1.1.

The primary efficacy outcome measure was overall survival (OS).

Demographic and baseline characteristics were generally well balanced between arms. Among the

700 study subjects, 77% were male, the median age was 69 years (32 to 90 years), 66% of patients were  $\geq 65$  years of age, 67% were Caucasian, and the ECOG performance status was 0 (61%) or 1 (39%). For first-line chemotherapy, 56% of patients received gemcitabine plus cisplatin, 38% of patients gemcitabine plus carboplatin, and 6% of patients gemcitabine plus cisplatin and gemcitabine plus carboplatin. Best response to first-line platinum-based chemotherapy was CR or PR (72%) or SD (28%). Sites of metastasis prior to chemotherapy were visceral (55%) or non-visceral (45%).

Tumour's PD-L1 status was tested using the Ventana PD-L1 (SP263) Assay. PD-L1-positivity was defined as  $\geq 1$  of 3 criteria being met: (1)  $\geq 25\%$  of tumour cells stained for PD-L1; (2)  $\geq 25\%$  of immune cells stained for PD-L1 if  $> 1\%$  of the tumour area contained immune cells; or (3) 100% of immune cells stained for PD-L1 if  $= 1\%$  of the tumour area contained immune cells. Fifty-one percent (51%) of patients had PD-L1-positive tumours, 39% had PD-L1-negative tumours, and 10% had unknown PD-L1 tumour status.

At the data cut-off date, 42% of patients in the BAVENCIO plus BSC arm had received subsequent anti-cancer drug therapies after discontinuation of study treatment, 6% received a PD-1/PD-L1 inhibitor; and 62% of patients in the BSC arm had received subsequent anti-cancer drug therapies, 44% received a PD-1/PD-L1 inhibitor.

#### *Previously Treated Urothelial Carcinoma*

**Table 13 – Summary of Patient Demographics for Clinical Trial 001 in Locally Advanced or Metastatic UC After Platinum-based Therapy**

Study #	Trial design	Dosage, route of administration and duration	Study patients (n)	Mean age (Range)	Sex
EMR100070-001 (Study 001, JAVELIN Solid Tumour Study) – UC Cohorts	Single-arm, multi-center	10 mg/kg IV every 2 weeks until disease progression or unacceptable toxicity	242*	67.6 years (30 to 89 years)	Male: n = 175 (72%) Female: n = 67 (28%)

\*platinum exposed patients only

Study 001 was an open-label, single arm, multi-center study of 242 patients with locally advanced or metastatic UC with disease progression on or after platinum-based therapy or who had disease progression within 12 months of treatment with a platinum-based neoadjuvant or adjuvant chemotherapy regimen. At the time of the first data cut-off, all patients had at least 6 weeks of follow-up, with 161 (67%) having at least 6 months of follow-up. At the time of the second data cut-off, all 242 subjects have been followed up minimally for 12 months after the last enrolled UC subject received the first dose of avelumab.

Patients with active or a history of central nervous system (CNS) metastasis; active or a history of any autoimmune disease (other than type 1 diabetes, vitiligo, psoriasis or thyroid disease not requiring immunosuppressive treatment); other malignancies within the last 5 years; organ transplant; conditions requiring therapeutic immune suppression or active infection with HIV, hepatitis B or C were excluded. Tumour response assessments were performed every 6 weeks by an Independent Endpoint Review Committee (IERC) using the Response Evaluation Criteria in

Solid Tumours (RECIST) v1.1. The primary efficacy outcome measure was confirmed objective response rate (ORR). Duration of response (DOR) was a key secondary outcome. Efficacy was evaluated in patients who were followed for at least 6 and 12 months, respectively, at the time of data cut-off.

Of the 242 patients, 72.3% were male, the median age was 68.0 years (30 years to 89 years), 77.7% were Caucasian, and 35% and 65% of patients enrolled with an ECOG performance status 0 or 1, respectively. Forty-three percent of patients had non-bladder urothelial carcinoma including 23% of patients with upper tract disease and 84% of patients had visceral metastases (baseline target and/or non-target lesions present outside of the lymph nodes). All patients received prior chemotherapy for locally advanced or metastatic disease, 46% of patients had one prior anti-cancer therapy for locally advanced or metastatic UC, 30% with had two prior therapies, 15% had three prior therapies and 7% with had four or more prior therapies. At baseline, 17% of patients had a hemoglobin < 10 g/dL and 34% of patients had liver metastases. Patients were enrolled regardless of their PD-L1 status.

## 14.2 Study Results

### Metastatic Merkel Cell Carcinoma

#### Study 003 Part A – Previously treated metastatic MCC:

The objective response rate (ORR) in previously treated patients with metastatic MCC was 33.0% (95% CI 23.3, 43.8) (see Table 14).

**Table 14 – Efficacy Results of Study 003 Part A in Metastatic MCC**

<b>Efficacy Endpoints</b> (Tumour assessments per RECIST v1.1, IERC)	<b>Results</b> <b>N = 88</b>
<b>Confirmed Best Overall Response (BOR)</b>	
Complete Response (CR)* n (%)	10 (11.4%)
Partial Response (PR)* n (%)	19 (21.6%)
<b>Objective Response Rate (ORR)</b>	
Response Rate, CR+PR* n (%) (95% CI)	29 (33.0%) (23.3, 43.8)
<b>Duration of Response (DOR)<sup>a</sup></b>	N = 29
Median, months (95% CI)	40.5 (18.0, not estimated)
Minimum, Maximum	2.8, 41.5 +
<b>Time to Response</b>	N = 29
Median, weeks (Range)	6.1 (6 - 36)

CI: Confidence interval; RECIST: Response Evaluation Criteria in Solid Tumours; IERC: Independent Endpoint Review Committee;

+denotes a censored value; \*CR or PR was confirmed at a subsequent tumour assessment;

<sup>a</sup>Based on number of patients with confirmed response (CR or PR)

A higher response rate was observed for patients with PD-L1 positive tumours compared to patients with PD-L1 negative tumours 36.2% (21/58) versus 18.8% (3/16), respectively.

### Study 003 Part B - Treatment-naïve metastatic MCC:

The primary analysis conducted after a minimum follow-up of 15 months in treatment-naïve patients with metastatic MCC reported 35 patients with a response duration of at least 6 months for a DRR of 30.2% (95% CI: 22.0, 39.4). Additional results are presented in Table 15.

**Table 15 – Efficacy Results of Study 003 Part B in Metastatic MCC**

<b>Efficacy Endpoints</b> (Tumour assessments per RECIST v1.1, IERC)	<b>Results</b> <b>N = 116</b>
<b>Confirmed Best Overall Response (BOR)</b>	
Complete Response (CR)* n (%)	19 (16.4%)
Partial Response (PR)* n (%)	27 (23.3%)
<b>Objective Response Rate (ORR)</b>	
Response Rate, CR+PR* n (%) (95% CI)	46 (39.7%) (30.7, 49.2)
<b>Duration of Response (DOR)<sup>a</sup></b>	N = 46
Median, months (95% CI)	18.2 (11.3, not estimated)
Minimum, Maximum	1.2, 28.3
<b>Time to Response</b>	N = 46
Median, weeks (Range)	6.1 (5 - 36)

CI: Confidence interval; RECIST: Response Evaluation Criteria in Solid Tumours; IERC: Independent Endpoint Review Committee; +denotes a censored value; \*CR or PR was confirmed at a subsequent tumour assessment; <sup>a</sup>Based on number of patients with confirmed response (CR or PR)

A higher response rate was observed for patients with PD-L1 positive tumours compared to patients with PD-L1 negative tumours (61.9% (13/21) versus 33.3% (29/87), respectively). At the time of the primary analysis, the median DOR for PD-L1 positive patients was not reached and the median DOR for PD-L1 negative patients was 16.5 months (95% CI: 10.2, not estimated).

### **Locally Advanced or Metastatic Urothelial Carcinoma**

#### *Maintenance Treatment Following First-Line Platinum-Based Chemotherapy*

The study met its primary objective.

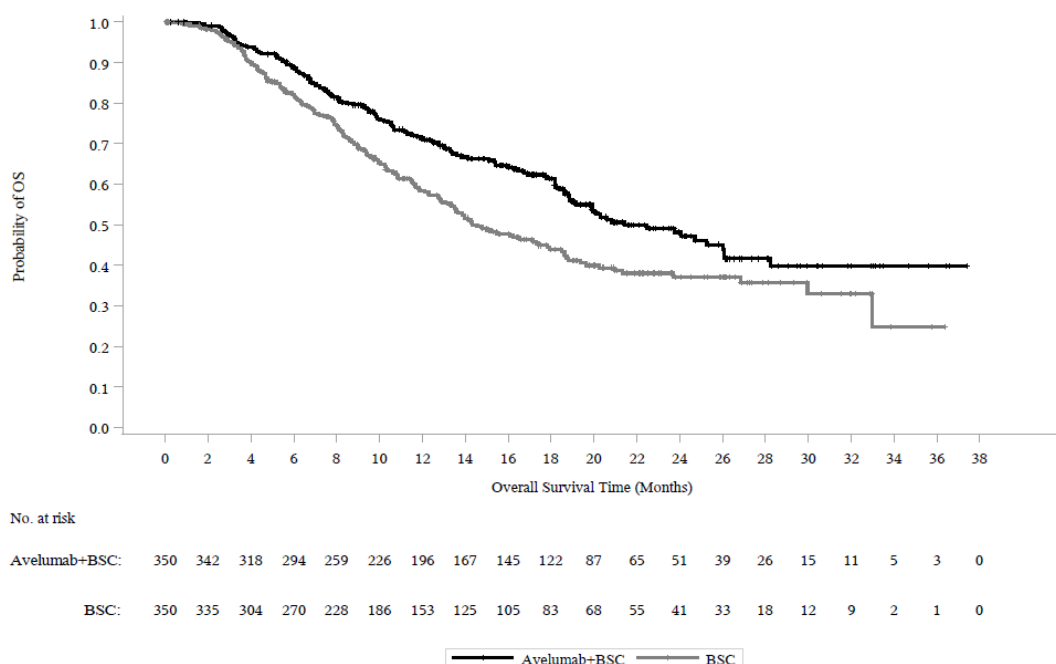
Table 16 summarizes the efficacy results and Figure 1 shows the Kaplan-Meier survival estimates for OS in all randomized patients with the median follow-up being 19.6 and 19.2 months for patients treated with BAVENCIO plus BSC and patients with BSC alone, respectively.

**Table 16 – Efficacy Results for Patients with Maintenance Treatment Following First-Line Platinum-Based Chemotherapy of Locally Advanced or Metastatic UC in the JAVELIN Bladder 100 Study – Full Analysis Set**

Efficacy Endpoints	BAVENCIO plus Best Supportive Care (N=350)	Best Supportive Care (N=350)
<b>Overall Survival (OS)</b>		
Events (%)	145 (41.4%)	179 (51.1%)
Median, months (95% CI)	21.4 (18.9, 26.1)	14.3 (12.9, 17.9)
Hazard ratio (95% CI)	0.69 (0.556, 0.863)	
2-sided p-value*	0.0010	

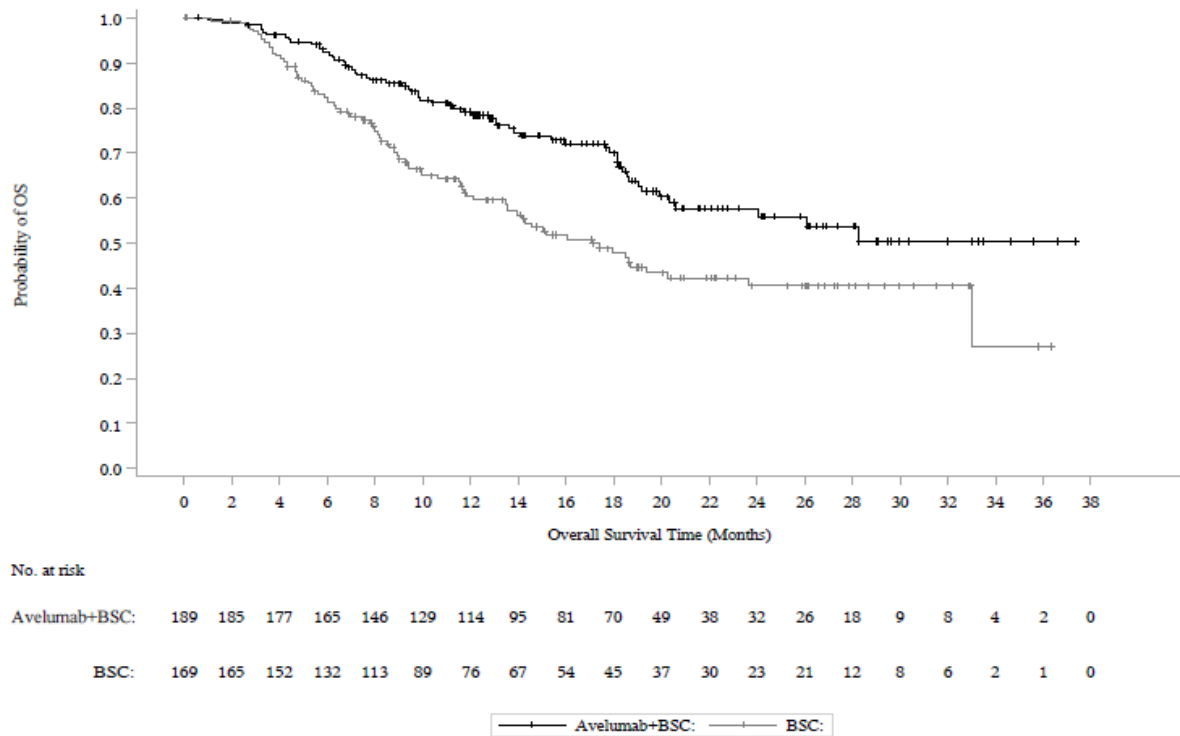
CI: Confidence interval K-M: Kaplan-Meier  
 \*p-value based on stratified log-rank

**Figure 1 – Kaplan-Meier Plot of OS – Full Analysis Set (JAVELIN Bladder 100 Study)**

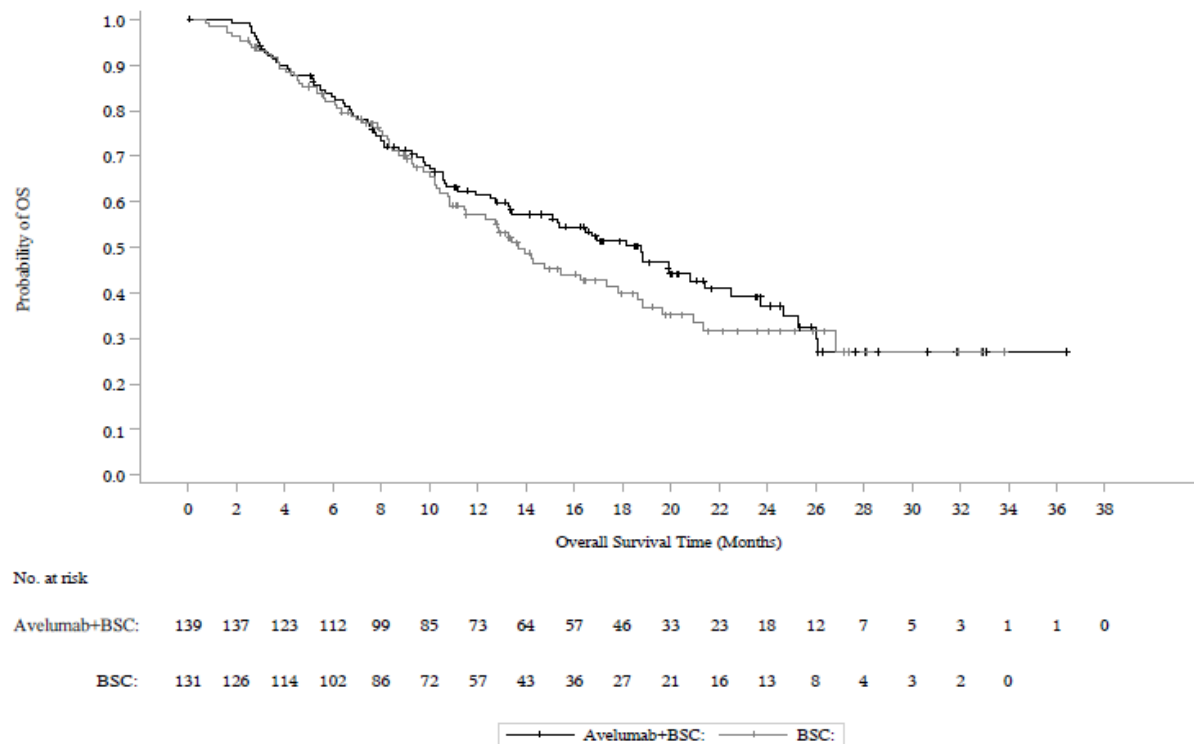


In a pre-specified analysis for patients with PD-L1 positive tumours, the estimated hazard ratio (HR) was 0.56 (95% CI: 0.40, 0.79). In an exploratory analysis, for patients with PD-L1-negative tumours, the HR was 0.86. Kaplan-Meier survival estimates for patients with PD-L1-positive and PD-L1-negative tumours, respectively, are shown in Figure 2 and 3.

**Figure 2 – Kaplan-Meier Plot of Overall Survival - Subjects with PD-L1-Positive Tumours in the Full Analysis Set (Protocol B9991001)**



**Figure 3 – Kaplan-Meier Plot of Overall Survival - Subjects with PD-L1-Negative Tumours in the Full Analysis Set (Protocol B9991001)**





In an exploratory subgroup analysis per the metastatic site at the time of initiating first-line chemotherapy, the estimated HR for visceral subgroup and non-visceral subgroup was 0.82 and 0.54, respectively.

**Previously Treated Urothelial Carcinoma**

Efficacy results, for patients with locally advanced or metastatic UC who received prior platinum - based chemotherapy, from Study 001 are presented in Table 17.

**Efficacy Results from First Data Cut-Off (≥ 6 Months Follow-Up, N = 161):**

The confirmed objective response rate (ORR) as assessed by the IERC was 16.1%, consisting of 8 complete responses and 18 partial responses in BAVENCIO treated patients. The median time to response onset was 11.4 weeks (min, max: 5.6, 48). The 6-month durability of response was 95.8% among 161 patients with at least 6 months of follow-up. Responses were observed among PD-L1 positive and PD-L1 negative patients with a lower response rate observed among patients determined to be PD-L1 negative patients in Study 001 (defined as having less than 5% PD-L1 expression on tumour cells).

**Efficacy Results from Second Data Cut-Off (≥ 12 Months Follow-Up, N = 242):**

The confirmed ORR as assessed by the IERC was 15.7%, consisting of 11 complete responses and 27 partial responses in BAVENCIO treated patients. The median time to response onset was 11.6 weeks (min, max: 5.6, 47.7). The 6-month and 12-month durability of response was 94.4% and 69.4%, respectively, among 242 patients with at least 12 months of follow-up.

**Table 17 – Efficacy Results for Patients with Locally Advanced or Metastatic UC in Study 001**

<b>Efficacy Endpoints</b> (Tumour assessments per RECIST v1.1, IERC)	<b>Results</b> <b>≥ 6 Months Follow-Up</b> <b>(N = 161)</b>
<b>Confirmed Best Overall Response (BOR)</b>	
Complete Response (CR)* n (%)	8 (5.0%)
Partial Response (PR)* n (%)	18 (11.2%)
<b>Objective Response Rate (ORR)</b>	
Response Rate, CR+PR* n (%) (95% CI)	26 (16.1%) (10.8, 22.8)
<b>Duration of Response (DOR)<sup>a</sup></b>	
Median, months (95% CI)	NE (9.7, NE)
≥ 6 months by K-M (95% CI)	95.8% (73.9, 99.4)
Minimum, Maximum, months	1.4+, 17.4+

CI: Confidence interval; RECIST: Response Evaluation Criteria in Solid Tumours; IERC: Independent Endpoint Review Committee; K-M: Kaplan Meier; +denotes a censored value; NE: Not estimable;  
\*CR or PR was confirmed at a subsequent tumour assessment  
<sup>a</sup>Based on number of patients with confirmed response (CR or PR)

## 14.4 Immunogenicity

As with all therapeutic proteins, BAVENCIO has the potential for immunogenicity. Of 1738 patients treated with BAVENCIO 10 mg/kg as an intravenous infusion every 2 weeks, 1627 were evaluable for treatment-emergent anti-drug antibodies (ADA) and 96 (5.9%) tested positive. Based on data available, and the low incidence of immunogenicity, the impact of ADA on pharmacokinetics, safety and efficacy is uncertain.

An alternative ADA assay method (an electrochemiluminescence assay) was used for the JAVELIN Bladder 100 study. Of the 344 patients treated with BAVENCIO 10 mg/kg as an intravenous infusion every 2 weeks plus best supportive care, 325 were evaluable for treatment-emergent ADA and 62 (19.1%) tested positive. The development of treatment-emergent ADA against BAVENCIO did not appear to alter the risk of infusion related reactions.

Immunogenicity assay results are highly dependent on several factors including assay sensitivity and specificity, assay methodology, sample handling, timing of sample collection, concomitant medications, and underlying disease. For these reasons, comparison of incidence of antibodies to avelumab with the incidences of antibodies to other products may be misleading.

## 16 NON-CLINICAL TOXICOLOGY

Conventional repeat dose toxicity studies were conducted in Cynomolgus monkeys. Intravenous doses of 20, 60 or 140 mg/kg were administered once per week in the 1-month study and 3-month studies, followed by a recovery period (1 month and 2 months, respectively).

Results from these studies did not show any notable effects. The no observed adverse effect level (NOAEL) in both primate studies was  $\geq 140$  mg/kg, which is 10 to 14 times the human clinical exposure based on AUC.

No studies have been conducted to assess the potential of avelumab for genotoxicity or carcinogenicity. No reproductive or development toxicity studies have been conducted with avelumab.

Fertility studies have not been conducted with avelumab. In the 1-month and 3-month repeat dose toxicology studies in Cynomolgus monkeys, there were no notable effects in the male and female reproductive organs.

In animal models, inhibition of PD-L1/PD-1 signaling increased the severity of some infections and enhanced inflammatory responses. *M. tuberculosis*-infected PD-1 knockout mice exhibit markedly decreased survival compared with wild-type controls, which correlated with increased bacterial proliferation and inflammatory responses in these animals. PD-L1 and PD-1 knockout mice and mice receiving PD-L1 blocking antibody have also shown decreased survival following infection with lymphocytic choriomeningitis virus.

## READ THIS FOR SAFE AND EFFECTIVE USE OF YOUR MEDICINE

### PATIENT MEDICATION INFORMATION

**BAVENCIO®** (buh-VEN-see-oh)  
**Avelumab for Injection**  
**Solution for Intravenous Infusion**

Read this carefully before you start taking **BAVENCIO** and each time you get a refill. This leaflet is a summary and will not tell you everything about this drug. Talk to your healthcare professional about your medical condition and treatment and ask if there is any new information about **BAVENCIO**.

#### What is **BAVENCIO** used for?

**BAVENCIO** is a medicine used to treat a rare type of skin cancer in adult patients that has spread called metastatic Merkel cell carcinoma.

**BAVENCIO** is a medicine used to treat a type of cancer in the bladder or urinary tract called urothelial carcinoma when it cannot be removed by surgery (advanced urothelial carcinoma) or has spread, and

- your cancer has not progressed following first-line platinum-based chemotherapy, or
- you have already been treated with a certain type of chemotherapy, which did not work or is no longer working.

**BAVENCIO** should not be used in children less than 18 years of age.

For the following indication, **BAVENCIO** has been approved *with conditions* (NOC/c). This means it has passed Health Canada's review and can be bought and sold in Canada, but the manufacturer has agreed to complete more studies to make sure the drug works the way it should. For more information, talk to your healthcare professional.

- For the treatment of bladder cancer that has previously been treated with a certain type of chemotherapy

For the following indications, **BAVENCIO** has been approved *without conditions*:

- For the maintenance treatment of bladder cancer that has not progressed following first-line platinum-based chemotherapy.
- For the treatment of adult patients with metastatic Merkel cell carcinoma (MCC)

#### What is a Notice of Compliance with Conditions (NOC/c)?

A Notice of Compliance with Conditions (NOC/c) is a type of approval to sell a drug in Canada.

Health Canada only gives an NOC/c to a drug that treats, prevents, or helps identify a serious or life-threatening illness. The drug must show promising proof that it works well, is of high quality, and is reasonably safe. Also, the drug must either respond to a serious medical need in Canada, or be much safer than existing treatments.

Drug makers must agree in writing to clearly state on the label that the drug was given an NOC/c, to complete more testing to make sure the drug works the way it should, to actively monitor the drug's performance after it has been sold, and to report their findings to Health Canada.

### **How does BAVENCIO work?**

BAVENCIO works by helping your immune system fight your cancer.

### **What are the ingredients in BAVENCIO?**

Medicinal ingredients: Avelumab

Non-medicinal ingredients: D-mannitol, glacial acetic acid, polysorbate 20, sodium hydroxide, water for injection.

### **BAVENCIO comes in the following dosage forms:**

BAVENCIO comes in a 10 mL glass vial containing 200 mg of avelumab. The container closure does not contain natural rubber latex material.

### **Do not use BAVENCIO if:**

- you are allergic to avelumab or any of the other ingredients of this medicine. Talk to your healthcare professional if you are not sure.

**To help avoid side effects and ensure proper use, talk to your healthcare professional before you take BAVENCIO. Talk about any health conditions or problems you may have, including if you have:**

- Lung problems such as breathing difficulties or cough. These may be signs of inflammation of the lungs (pneumonitis)
- Inflammation of the liver (hepatitis). Signs and symptoms of hepatitis may include abnormal blood tests (liver function tests), eye or skin yellowing (jaundice), pain on the right side of your stomach area or drowsiness
- Diarrhea (watery, loose or soft stools) or more bowel movements than usual or any symptoms of inflammation of the intestines (colitis), such as stomach pain and mucus or blood in stool
- Problems with your hormone producing glands (the thyroid, adrenal or pituitary glands) that may affect how these glands work. Signs and symptoms that these glands are not working properly may include extreme tiredness, rapid heartbeat, increased sweating, changes in mood or behavior, such as irritability or forgetfulness, feeling cold, very low blood pressure, weight change or headache
- Inflammation of your pancreas (pancreatitis). Inflammation of your pancreas may include abdominal pain, nausea and vomiting
- Inflammation of your heart (myocarditis). Inflammation of the heart may include trouble breathing, dizziness or fainting, fever, chest pain and chest tightness or flu like symptoms
- Inflammation of your muscles (myositis). Inflammation of your muscles may include muscle pain or weakness
- Infusion reactions, which may include chills, hives, shortness of breath, fever or back pain
- Had an organ transplant (liver or kidney)
- Kidney problems
- A condition that affects your nervous system
- A condition requiring immunosuppressive drug therapy

- An autoimmune disease (a condition where the body attacks its own cells), such as rheumatoid arthritis, Crohn's disease, ulcerative colitis, or lupus
- Taken other medicines that make your immune system weak. Examples of these may include steroids, such as prednisone

Tell your healthcare professional immediately if you have any of these signs or symptoms or if they get worse. Do not try to treat your symptoms with other medicines on your own. Your healthcare professional may:

- give you other medicines in order to prevent complications and reduce your symptoms;
- withhold the next dose of BAVENCIO; or
- stop your treatment with BAVENCIO altogether.

Please note that these signs and symptoms are sometimes delayed, and may develop after your last dose. Before treatment, your healthcare professional will check your general health. You will also have blood tests during your treatment.

#### Pregnancy:

Tell your healthcare professional if you are pregnant or think you might be, or if you are planning to become pregnant. You must not use BAVENCIO if you are pregnant unless your healthcare professional specifically recommends it. BAVENCIO can cause harm to your unborn baby.

If you are a woman who could become pregnant, you must use effective birth control while you are being treated with BAVENCIO and for at least 1 month after your last dose.

#### Breast-feeding:

Tell your healthcare professional if you are breast-feeding. Do not breast-feed while receiving BAVENCIO and for at least 1 month after your last dose.

It is unknown if BAVENCIO passes into your breast milk. A risk to the breast-fed infant cannot be excluded.

#### Driving and using machines:

It is not known whether BAVENCIO affects your ability to drive or use tools or machines. However, if you feel tired, do not drive or use tools or machines until you feel better.

**Tell your healthcare professional about all the medicines you take, including any drugs, vitamins, minerals, natural supplements or alternative medicines.**

#### **How you are given BAVENCIO:**

You will receive BAVENCIO in a hospital or clinic under the supervision of an experienced healthcare professional.

You will receive BAVENCIO as an infusion (a drip) into a vein (intravenously) over a period of 60 minutes every 2 weeks. Your healthcare professional will determine how many treatments you need.

**Usual dose:**

The amount of BAVENCIO you will receive will be calculated based on your body weight. The recommended dose is 10 mg of BAVENCIO per kilogram of your body weight.

Stopping your treatment may stop the effect of the medicine. Do not stop treatment with BAVENCIO unless you have discussed this with your healthcare professional.

**Overdose:**

In case of drug overdose, contact your healthcare practitioner, hospital emergency department or regional Poison Control Centre immediately, even if there are no symptoms.

**Missed dose:**

It is important to keep your appointments. If you miss any appointments, call your healthcare professional as soon as possible to reschedule your appointment.

**What are possible side effects from using BAVENCIO?**

These are not all the possible side effects that you may feel when taking BAVENCIO. If you experience any side effects not listed here, contact your healthcare professional.

The following side effects have been reported in clinical trials with BAVENCIO:

**Very common (may affect more than 1 in 10 people)**

- Itching
- High blood pressure
- Headache
- Joint pain

**Common (may affect up to 1 in 10 people)**

- Allergic reaction to the drug, increased tendency of body to have allergic reactions
- Redness of the skin
- Increase liver enzymes in the blood
- Increase thyroid hormone in the blood

<b>Serious side effects and what to do about them</b>			
<b>Symptom / effect</b>	<b>Talk to your healthcare professional</b>		<b>Stop taking drug and get immediate medical help</b>
	<b>Only if severe</b>	<b>In all cases</b>	
<b>VERY COMMON</b> Decrease in number of red blood cells		✓	
<b>COMMON</b> Urinary tract infection		✓	
<b>UNCOMMON</b> Inflammation of the lungs (pneumonitis): new or worsening cough, shortness of breath, chest pain		✓	

<b>Serious side effects and what to do about them</b>			
<b>Symptom / effect</b>	<b>Talk to your healthcare professional</b>		<b>Stop taking drug and get immediate medical help</b>
	<b>Only if severe</b>	<b>In all cases</b>	
Inflammation of the liver (hepatitis): yellowing of your skin or the whites of your eyes, dark urine (tea coloured), severe nausea or vomiting, bleeding or bruising more easily than normal, pain on the right side of your stomach area (abdomen), feeling less hungry than usual, drowsiness		✓	
Inflammation of the intestines (colitis): diarrhea (loose stools) or more bowel movements than usual, blood in your stools or dark, tarry, sticky stools, severe stomach area (abdomen) pain or tenderness		✓	
Inflammation of a hormone gland (especially the thyroid, adrenal or pituitary glands): rapid heart-beat, constipation, increased sweating, your voice gets deeper, extreme tiredness, very low blood pressure, weight gain or weight loss, urinating more often than usual, feeling more hungry or thirsty than usual, dizziness or fainting, hair loss, changes in mood or behavior (such as irritability or forgetfulness), feeling cold, headache		✓	
Blood sugar problems (type 1 diabetes mellitus): hunger or thirst, a need to urinate more often, weight loss		✓	
Inflammation of the kidneys (nephritis): urinating less than usual, swelling in your ankles, blood in your urine, loss of appetite		✓	
Inflammation of the heart (myocarditis): shortness of breath, irregular heartbeat, feeling tired, chest pain		✓	
Inflammation of the muscles (myositis): muscle weakness, swelling, pain		✓	
Severe infusion reactions: chills or shaking, low blood pressure, hives,		✓	

<b>Serious side effects and what to do about them</b>			
<b>Symptom / effect</b>	<b>Talk to your healthcare professional</b>		<b>Stop taking drug and get immediate medical help</b>
	<b>Only if severe</b>	<b>In all cases</b>	
fever, flushing, back pain, shortness of breath or wheezing, abdominal pain			
Inflammation of the eye (uveitis)		✓	
Nervous system problems: Guillain-Barré Syndrome (pain, numbness, muscle weakness, difficulty in walking); myasthenia gravis/ myasthenic syndrome (muscle weakness)		✓	
<b>RARE</b> Inflammation of the pancreas (pancreatitis): abdominal pain, nausea and vomiting		✓	

If you have a troublesome symptom or side effect that is not listed here or becomes bad enough to interfere with your daily activities, talk to your healthcare professional.

<p><b>Reporting Side Effects</b></p> <p>You can report any suspected side effects associated with the use of health products to Health Canada by:</p> <ul style="list-style-type: none"> <li>• Visiting the Web page on <a href="https://www.canada.ca/en/health-canada/services/drugs-health-products/medeffect-canada/adverse-reaction-reporting.html">Adverse Reaction Reporting (https://www.canada.ca/en/health-canada/services/drugs-health-products/medeffect-canada/adverse-reaction-reporting.html)</a> for information on how to report online, by mail or by fax; or</li> <li>• Calling toll-free at 1-866-234-2345.</li> </ul> <p><i>NOTE: Contact your healthcare professional if you need information about how to manage your side effects. The Canada Vigilance Program does not provide medical advice.</i></p>
--

**Storage:**

Store in a refrigerator (2°C to 8°C). Do not freeze. Store in the original package to protect from light.

Keep out of reach and sight of children.



**If you want more information about BAVENCIO:**

- Talk to your healthcare professional
- Find the full Product Monograph that is prepared for healthcare professionals and includes this Patient Medication Information by visiting the Health Canada website (<https://www.canada.ca/en/health-canada/services/drugs-health-products/drug-products/drug-product-database.html>); EMD Serono website (<http://www.emdserono.ca>), or by calling EMD Serono at 1-888-737-6668.

BAVENCIO is a trademark of Merck KGaA, Darmstadt, Germany or its affiliates.

This leaflet was prepared by EMD Serono, a Division of EMD Inc., Canada

Co-developed with:  
Pfizer Canada ULC  
Kirkland, Quebec H9J 2M5

Last Revised: August 15, 2022