

## PRODUCT MONOGRAPH

### Pr **ACT PRAMIPEXOLE**

Pramipexole Dihydrochloride Tablets

Tablets 0.25 mg, 0.5 mg, 1.0 mg, 1.5 mg  
pramipexole dihydrochloride monohydrate

Teva Standard

Antiparkinsonian Agent / Dopamine Agonist

Teva Canada Limited  
30 Novopharm Court  
Toronto, Ontario  
M1B 2K9

Date of Revision:  
November 18, 2022

Submission Control No. 264711

## Table of Contents

<b>PART I: HEALTH PROFESSIONAL INFORMATION .....</b>	<b>3</b>
SUMMARY PRODUCT INFORMATION.....	3
INDICATIONS AND CLINICAL USE.....	3
CONTRAINDICATIONS.....	3
WARNINGS AND PRECAUTIONS.....	4
ADVERSE REACTIONS.....	11
DRUG INTERACTIONS.....	19
DOSAGE AND ADMINISTRATION.....	22
OVERDOSAGE.....	25
ACTION AND CLINICAL PHARMACOLOGY.....	25
STORAGE AND STABILITY.....	29
DOSAGE FORMS, COMPOSITION AND PACKAGING.....	29
<b>PART II: SCIENTIFIC INFORMATION.....</b>	<b>31</b>
PHARMACEUTICAL INFORMATION.....	31
CLINICAL TRIALS.....	32
DETAILED PHARMACOLOGY.....	37
TOXICOLOGY.....	39
CARCINOGENICITY STUDIES.....	43
REPRODUCTION AND TERATOLOGY.....	45
REFERENCES.....	49
<b>PART III: CONSUMER INFORMATION.....</b>	<b>54</b>

# PrACT PRAMIPEXOLE

Pramipexole Dihydrochloride Tablets

## PART I: HEALTH PROFESSIONAL INFORMATION

### SUMMARY PRODUCT INFORMATION

Route of Administration	Dosage Form / Strength	All Nonmedicinal Ingredients
Oral	Tablet / 0.25 mg, 0.5 mg, 1.0 mg and 1.5 mg.	Colloidal silicon dioxide, magnesium stearate, mannitol, povidone, starch (corn).

### INDICATIONS AND CLINICAL USE

#### Adults

ACT PRAMIPEXOLE (pramipexole dihydrochloride monohydrate) is indicated for:

- treatment of the signs and symptoms of idiopathic Parkinson's disease. ACT PRAMIPEXOLE may be used both as early therapy, without concomitant levodopa, and as an adjunct to levodopa.
- symptomatic treatment of moderate to severe idiopathic Restless Legs Syndrome. The effectiveness of pramipexole dihydrochloride monohydrate used for longer than 12 weeks has not been systematically evaluated in controlled trials for Restless Legs Syndrome. The physician who elects to prescribe ACT PRAMIPEXOLE for an extended time should periodically re-evaluate the long-term usefulness for the individual patient.

**Geriatrics (> 65 years of age):** The majority of pramipexole (88%) is cleared via renal secretion. Due to age-related reduction in renal function, the elderly have a slower clearance of pramipexole (approximately 25-30% lower). The efficacy and safety appear to be unaffected, except the relative risk of hallucination is higher. (See [WARNINGS AND PRECAUTIONS, Special Populations, Geriatrics](#)).

**Pediatrics:** The safety and efficacy of pramipexole dihydrochloride monohydrate has not been established in children less than 18 years of age, therefore ACT PRAMIPEXOLE is not recommended in this patient population.

### CONTRAINDICATIONS

ACT PRAMIPEXOLE (pramipexole dihydrochloride monohydrate) is contraindicated in patients who have demonstrated hypersensitivity to pramipexole or the excipients of the

drug product (see [DOSAGE FORMS, COMPOSITION AND PACKAGING](#)).

## WARNINGS AND PRECAUTIONS

### Serious Warnings and Precautions

#### Sudden Onset of Sleep and Somnolence

Patients receiving treatment with pramipexole dihydrochloride monohydrate and other dopaminergic agents have reported suddenly falling asleep while engaged in activities of daily living, including operating a motor vehicle, which sometimes resulted in accidents. Although some of the patients reported somnolence while on pramipexole dihydrochloride monohydrate, others perceived that they had no warning signs, such as excessive drowsiness, and believed that they were alert immediately prior to the event.

Physicians should alert patients of the reported cases of sudden onset of sleep, bearing in mind that these events are NOT limited to initiation of therapy. Patients should also be advised that sudden onset of sleep has occurred without warning signs. If drowsiness or sudden onset of sleep should occur, patients should immediately contact their physician.

Until further information is available on the management of this unpredictable and serious adverse event, patients should be warned not to drive or engage in other activities where impaired alertness could put themselves and others at risk of serious injury or death (e.g., operating machines). Substituting other dopamine agonists may not alleviate these symptoms, as episodes of falling asleep while engaged in activities of daily living have also been reported in patients taking these products.

While dose reduction clearly reduces the degree of somnolence, there is insufficient information to establish that dose reduction will eliminate episodes of falling asleep while engaged in activities of daily living.

Presently, the precise cause of this event is unknown. It is known that many Parkinson's disease patients experience alterations in sleep architecture, which results in excessive daytime sleepiness or spontaneous dozing, and that dopaminergic agents can also induce sleepiness.

The following Warnings and Precautions are listed in alphabetical order.

#### **Carcinogenesis and Mutagenesis**

For animal data, see Part II: [TOXICOLOGY](#).

Two-year carcinogenicity studies have been conducted with pramipexole in mice and rats. In rats, pramipexole was administered in the diet, at doses of 0.3, 2 and 8 mg/kg/day. The highest dose corresponded to 12.5 times the highest recommended clinical dose (1.5 mg t.i.d.) based on comparative AUC values. No significant increases in tumours occurred.

Testicular Leydig cell adenomas were found in male rats as follows: 13 of 50 control group A males, 9 of 60 control group B males, 17 of 50 males given 0.3 mg/kg/day, 22 of 50 males given 2 mg/kg/day, and 22 of 50 males given 8 mg/kg/day. Leydig cell hyperplasia and increased numbers of adenomas are attributed to pramipexole-induced decreases in serum prolactin levels, causing a down-regulation of Leydig cell luteinizing hormone (LH) receptors and a compensatory elevation of LH secretion by the pituitary gland. The endocrine mechanisms believed to be involved in rats are not relevant to humans.

In mice, pramipexole was administered in the diet, at doses of 0.3, 2 and 10 mg/kg/day. The highest dose corresponded to 11 times the highest recommended clinical dose on an mg/m<sup>2</sup> basis. No significant increases in tumours occurred.

Pramipexole was not mutagenic in a battery of *in vitro* and *in vivo* assays including the Ames assay and the *in vivo* mouse micronucleus assay.

## **Cardiovascular**

### **Postural Hypotension**

In case of severe cardiovascular disease, care should be taken. Dopamine agonists appear to impair the systemic regulation of blood pressure with resulting postural (orthostatic) hypotension, especially during dose escalation. Postural (orthostatic) hypotension has been observed in patients treated with pramipexole dihydrochloride monohydrate. Therefore, patients should be carefully monitored for signs and symptoms of orthostatic hypotension especially during dose escalation (see [DOSAGE AND ADMINISTRATION](#)) and should be informed of this risk (see [INFORMATION FOR THE PATIENT](#)).

In clinical trials of pramipexole dihydrochloride monohydrate, however, and despite clear orthostatic effects in normal volunteers, the reported incidence of clinically significant orthostatic hypotension was not greater among those assigned to pramipexole dihydrochloride monohydrate than among those assigned to placebo. This result is clearly unexpected in light of the previous experience with the risks of dopamine agonist therapy.

While this finding could reflect a unique property of pramipexole dihydrochloride monohydrate, it might also be explained by the conditions of the study and the nature of the population enrolled in the clinical trials. Patients were very carefully titrated, and patients with active cardiovascular disease or significant orthostatic hypotension at baseline were excluded.

## **Connective Tissue**

### **Fibrotic Complications**

Although not reported with pramipexole in the clinical development program, cases of retroperitoneal fibrosis, pulmonary infiltrates, pleural effusion, pleural thickening, pericarditis, and cardiac valvulopathy have been reported in some patients treated with ergot-derived dopaminergic agents. While these complications may resolve when the drug is discontinued, complete resolution does not always occur.

Although these adverse events are believed to be related to the ergoline structure of these compounds, whether other, non-ergot derived dopamine agonists can cause them is unknown.

A small number of reports have been received of possible fibrotic complications, including peritoneal fibrosis, pleural fibrosis, and pulmonary fibrosis, in the postmarketing experience for pramipexole dihydrochloride monohydrate. While the evidence is not sufficient to establish a causal relationship between pramipexole dihydrochloride monohydrate and these fibrotic complications, a contribution of pramipexole dihydrochloride monohydrate cannot be completely ruled out in rare cases.

### **Dependence/Tolerance**

Pramipexole dihydrochloride monohydrate has not been systematically studied in animals or humans for its potential for abuse, tolerance, or physical dependence. However, in a rat model on cocaine self-administration, pramipexole dihydrochloride monohydrate had little or no effect.

### **Neurologic**

#### Augmentation and Rebound in Restless Legs Syndrome

Reports in the literature indicate treatment of RLS with dopaminergic medications can result in augmentation. Augmentation refers to the earlier onset of symptoms in the evening (or even the afternoon), increase in symptoms, and spread of symptoms to involve other extremities.

Spontaneous reports of augmentation were uncommon in the RLS development programme.

The frequency of augmentation and /or rebound after longer use of pramipexole dihydrochloride monohydrate and the appropriate management of these events have not been adequately evaluated in controlled clinical trials. Augmentation was specifically investigated in a controlled clinical trial over 26 weeks in patients with no history of augmentation during previous RLS treatments. Patients who met the criteria for augmentation were 18/152 or 11.8% of patients treated with pramipexole, and 14/149 or 9.4% of patients in the placebo group. However, the results suggested that the duration of the follow-up was insufficient. The incidence of augmentation in the pramipexole group increased over time, with 1/3 of the events observed at the last study visit, whereas in the placebo group the incidence of augmentation decreased with time, with about 1/3 of the events diagnosed at the first visit where augmentation was assessed. It is unknown if the events observed in the placebo group and in the pramipexole group are of the same nature. The outcomes of the augmentation events following treatment (pramipexole or placebo) discontinuation or dose changes were not evaluated in this trial. Due to the limitations of the study design, definite conclusions on the comparison between pramipexole and placebo regarding the frequency and management of augmentation could not be drawn.

Treatment of RLS with dopaminergic medications can result in a worsening of symptoms in the early morning hours, referred to as rebound. Rebound of RLS symptoms has been also observed as end-of-treatment rebound, i.e. worsening of symptoms following treatment cessation to a greater severity compared to baseline (before start of treatment).

In RLS clinical trials, worsening of the RLS symptoms beyond baseline was reported for 10% of patients following abrupt discontinuation of pramipexole dihydrochloride monohydrate treatment. The worsening of symptoms was independent of the pramipexole dihydrochloride monohydrate dosage and generally resolved within one week. Tapering is recommended whenever possible if discontinuation is necessary.

### Dopamine Agonist Withdrawal Syndrome (DAWS)

A drug withdrawal syndrome has been reported during tapering or after discontinuation of dopamine agonists including pramipexole. Withdrawal symptoms do not respond to levodopa, and may include apathy, anxiety, depression, fatigue, sweating, panic attacks, insomnia, irritability and pain. The syndrome has been reported in patients who did or did not develop impulse control disorders during treatment with pramipexole dihydrochloride monohydrate. Prior to discontinuation, patients should be informed about potential withdrawal symptoms, and closely monitored during tapering and after discontinuation. In case of severe withdrawal symptoms, temporary re-administration of ACT PRAMIPEXOLE at the lowest effective dose to manage these symptoms may be considered.

### Dyskinesia

ACT PRAMIPEXOLE may potentiate the dopaminergic side effects of levodopa and may cause or exacerbate pre-existing dyskinesia. Decreasing the dose of levodopa may ameliorate this side effect.

### Dystonia

Patients with Parkinson's disease may present with axial dystonia such as antecollis, camptocormia or pleurothotonus (Pisa Syndrome). Dystonia has occasionally been reported following initiation of dopamine agonists including pramipexole and may also occur several months following medication initiation or adjustment. If dystonia occurs, the dopaminergic medication regimen should be reviewed and an adjustment considered.

### Neuroleptic Malignant Syndrome

A symptom complex resembling the neuroleptic malignant syndrome (characterized by elevated temperature, muscular rigidity, altered consciousness, and autonomic instability), with no other obvious etiology, has been reported in association with rapid dose reduction, withdrawal of, or changes in anti-Parkinsonian therapy, including pramipexole dihydrochloride monohydrate (see [DOSAGE AND ADMINISTRATION](#) for dose tapering).

## **Ophthalmologic**

### Retinal Pathology in Albino Rats

Pathologic changes (degeneration and loss of photoreceptor cells) were observed in the retina of albino rats in the 2-year carcinogenicity study with pramipexole. These findings were first observed during week 76 and were dose-dependant in animals receiving 2 mg/kg/day (25/50 male rats, 10/50 female rats) and 8 mg/kg/day (44/50 male rats, 37/50 female rats). Plasma AUCs at these doses were 2.5 and 12.5 times the AUC seen in humans at the maximal recommended dose of 4.5 mg per day. Similar findings were not present in either control rats, or in rats receiving 0.3 mg/kg/day of pramipexole (0.3 times the AUC seen in humans at the 4.5 mg per day dose).

Studies demonstrated that pramipexole at very high dose (25 mg/kg/day) reduced the rate of disk shedding from the photoreceptor rod cells of the retina in albino rats; this reduction was associated with enhanced sensitivity to the damaging effects of light. In a comparative study, degeneration and loss of photoreceptor cells occurred in albino rats after 13 weeks of treatment

with 25 mg/kg/day of pramipexole (54 times the highest clinical dose on an mg/m basis) and constant light (100 lux) but not in Brown-Norway rats exposed to the same dose and higher light intensities (500 lux).

The albino rats seem to be more susceptible than pigmented rats to the damaging effect of pramipexole and light. While the potential significance of this effect on humans has not been established, it cannot be excluded that human albinos (or people who suffer from albinismus oculi) might have an increased susceptibility to pramipexole compared to normally pigmented people. Therefore, such patients should take ACT PRAMIPEXOLE only under ophthalmological monitoring.

## **Psychiatric**

### Antipsychotic medication

Patients with psychotic disorders should be treated with dopamine agonists only if the potential benefits outweigh the risks.

It is not recommended to combine a dopamine antagonist antipsychotic medication with pramipexole unless the potential benefit outweighs the risk. Alternatives as discussed should be considered.

### Impulse Control Disorders

Patients and caregivers should be made aware that abnormal behaviour (reflecting symptoms of impulse control disorders and compulsive behaviours) such as pathological gambling, increased libido, hypersexuality, binge eating or compulsive shopping have been reported in patients treated with dopaminergic drugs. Dose reduction/tapered discontinuation should be considered, and be performed by the treating physician in close collaboration with the patient and caregiver, based on the patient's response and potential withdrawal symptoms (see [WARNINGS AND PRECAUTIONS, Dopamine Agonist Withdrawal Syndrome](#)).

### Hallucinations

Hallucinations and confusion are known side effects of treatment with dopamine agonist and levodopa. Hallucinations were more frequent when pramipexole dihydrochloride monohydrate was given in combination with levodopa in patients with advanced disease than in monotherapy in patients with early disease. Patients should be aware of the fact that hallucinations (mostly visual) can occur.

In the double-blind, placebo-controlled trials in early Parkinson's disease, hallucinations were observed in 9% (35 of 388) of patients receiving pramipexole dihydrochloride monohydrate, compared with 2.6% (6 of 235) of patients receiving placebo. In the double-blind, placebo-controlled trials in advanced Parkinson's disease, where patients received pramipexole dihydrochloride monohydrate and concomitant levodopa, hallucinations were observed in 16.5% (43 of 260) of patients receiving pramipexole dihydrochloride monohydrate compared with 3.8% (10 of 264) of patients receiving placebo. Hallucinations were of sufficient severity to cause discontinuation of treatment in 3.1% of the early Parkinson's disease patients and 2.7% of the advanced Parkinson's disease patients compared with about 0.4% of placebo patients in both populations.



Age appears to increase the risk of hallucinations. In patients with early Parkinson's disease, the risk of hallucinations was 1.9 times and 6.8 times greater in pramipexole dihydrochloride monohydrate patients than placebo patients < 65 years old, and > 65 years old, respectively. In patients with advanced Parkinson's disease, the risk of hallucinations was 3.5 times and 5.2 times greater in pramipexole dihydrochloride monohydrate patients than placebo patients < 65 years old, and > 65 years old, respectively.

In the RLS clinical program, one pramipexole-treated patient (of 889) reported hallucinations; this patient discontinued treatment and the symptoms resolved.

### Suicidality

Patients and caregivers should be made aware of the inherent risk of suicidality in patients with Parkinson's Disease and Restless Legs Syndrome. Such risk may not resolve when disease conditions see improvement.

### **Renal**

Since pramipexole dihydrochloride monohydrate is eliminated through the kidneys, caution should be exercised when prescribing ACT PRAMIPEXOLE to patients with renal insufficiency (see [ACTION AND CLINICAL PHARMACOLOGY, Pharmacokinetics](#) and [DOSAGE AND ADMINISTRATION](#)).

### **Skeletal Muscular**

#### Rhabdomyolysis

A single case of rhabdomyolysis occurred in a 49-year old male with advanced Parkinson's disease treated with pramipexole dihydrochloride monohydrate. The patient was hospitalized with an elevated CPK (10.631 IU/L). The symptoms resolved with discontinuation of the medication.

### **Skin and Appendages**

#### Melanoma

Epidemiological studies have shown that patients with Parkinson's disease have a higher risk (2- to approximately 6-fold higher) of developing melanoma than the general population. Whether the increased risk observed was due to Parkinson's disease or other factors, such as drugs used to treat Parkinson's disease, is unclear.

For the reasons stated above, patients and health-care providers are advised to monitor for melanomas frequently and on a regular basis when using ACT PRAMIPEXOLE for *any* indication. Ideally, periodic skin examination should be performed by appropriately qualified individuals (e.g. dermatologists).

### **Sexual Function/Reproduction**

No studies on the effect on human fertility have been conducted.

In rat fertility studies, pramipexole at a dose of 2.5 mg/kg/day, prolonged the estrus cycle and inhibited implantation. These effects were associated with a reduction in serum levels of prolactin, a hormone necessary for implantation and maintenance of early pregnancy in rats.

Pramipexole, at a dose of 2.5 mg/kg/day inhibited implantation. Pramipexole, at a dose of 1.5 mg/kg/day (4.3 times the AUC observed in humans at the maximal recommended clinical dose of 1.5 mg t.i.d.) resulted in a high incidence of total resorption of embryos. This finding is thought to be due to the prolactin lowering effect of pramipexole. Prolactin is necessary for implantation and maintenance of early pregnancy in rats, but not in rabbits and humans. Because of pregnancy disruption and early embryonic loss, the teratogenic potential of pramipexole could not be assessed adequately. In pregnant rabbits which received doses up to 10 mg/kg/day during organogenesis (plasma AUC 71 times that seen in humans at the 1.5 mg t.i.d. dose), there was no evidence of adverse effects on embryo-fetal development. Postnatal growth was inhibited in the offspring of rats treated with a 0.5 mg/kg/day dose of pramipexole during the latter part of pregnancy and throughout lactation.

### **Use in Specific Populations**

**Pregnant Women:** There are no studies of pramipexole dihydrochloride monohydrate in pregnant women. Because animal reproduction studies are not always predictive of human response, ACT PRAMIPEXOLE should be used during pregnancy only if the potential benefit outweighs the potential risk to the fetus.

**Nursing Women:** The excretion of pramipexole into breast milk has not been studied in women. Since pramipexole dihydrochloride monohydrate suppresses lactation, it should not be administered to mothers who wish to breast-feed infants.

A single-dose, radio-labelled study showed that drug-related materials were excreted into the breast milk of lactating rats. Concentrations of radioactivity in milk were three to six times higher than concentrations in plasma at equivalent time points.

**Geriatrics (> 65 years of age):** Pramipexole dihydrochloride monohydrate total oral clearance was approximately 25 to 30% lower in the elderly (aged 65 years and older) as a result of a decline in pramipexole renal clearance due to an age-related reduction in renal function. This resulted in an increase in elimination half-life from approximately 8.5 hours to 12 hours (see **Pharmacokinetics**).

In clinical studies, 40.8% (699 of 1715) of patients were between the ages of 65 and 75 years, and 6.5% (112 of 1715) of patients were >75 years old. There were no apparent differences in efficacy or safety between older and younger patients, except that the relative risk of hallucination associated with the use of pramipexole dihydrochloride monohydrate was increased in the elderly.

**Pediatrics:** The safety and efficacy of pramipexole dihydrochloride monohydrate in children under 18 years of age have not been established.

### **Monitoring and Laboratory Tests**

There are no specific laboratory tests recommended for the management of patients receiving pramipexole dihydrochloride monohydrate.

## **ADVERSE REACTIONS**

### **PARKINSON'S DISEASE**

#### **Adverse Drug Reaction Overview**

During the premarketing development of pramipexole dihydrochloride monohydrate, patients enrolled in clinical trials had either early or advanced Parkinson's disease. Apart from the severity and duration of their disease, the two populations differed in their use of concomitant levodopa therapy. Namely, patients with early disease did not receive concomitant levodopa therapy during treatment with pramipexole dihydrochloride monohydrate, while those with advanced Parkinson's disease did.

Because these two populations may have differential risk for various adverse events, adverse event data will be presented for both populations.

All controlled clinical trials performed during premarketing development (except one fixed dose study) used a titration design. Consequently, it was impossible to adequately evaluate the effects of a given dose on the incidence of adverse events.

#### **Clinical Trial Adverse Drug Reactions**

*Because clinical trials are conducted under very specific conditions the adverse reaction rates observed in the clinical trials may not reflect the rates observed in practice and should not be compared to the rates in the clinical trials of another drug. Adverse drug reaction information from clinical trials is useful for identifying drug-related adverse events and for approximating rates.*

#### **Adverse Reactions Leading to Discontinuation of Treatment**

##### **Early Parkinson's disease**

Approximately 12% of 388 patients treated with pramipexole dihydrochloride monohydrate and 11% of 235 patients treated with placebo discontinued treatment due to adverse events. The events most commonly causing discontinuation of treatment were related to the nervous system, namely hallucinations (3.1% on pramipexole dihydrochloride monohydrate vs. 0.4% on placebo), dizziness (2.1% on pramipexole dihydrochloride monohydrate vs. 1.0% on placebo), somnolence (1.6% on pramipexole dihydrochloride monohydrate vs. 0% on placebo), headache and confusion (1.3% and 1.0%, respectively, on pramipexole dihydrochloride monohydrate vs. 0% on placebo), and to the gastrointestinal system (nausea 12.1% on pramipexole dihydrochloride monohydrate vs. 0.4% on placebo).

##### **Advanced Parkinson's disease**

Approximately 12% of 260 patients treated with pramipexole dihydrochloride monohydrate and 16% of 264 patients treated with placebo discontinued treatment due to adverse events. The

events most commonly causing discontinuation of treatment were related to the nervous system, namely hallucinations (2.7% on pramipexole dihydrochloride monohydrate vs 0.4% on placebo), dyskinesia (1.9% on pramipexole dihydrochloride monohydrate vs 0.8% on placebo), dizziness (1.2% on pramipexole dihydrochloride monohydrate vs 1.5% on placebo), confusion (1.2% on pramipexole dihydrochloride monohydrate vs 2.3% on placebo), and to the cardiovascular system postural [orthostatic] hypotension (2.3% on pramipexole dihydrochloride monohydrate vs 1.1% on placebo).

### Most Frequent Adverse Events

Adverse events occurring with an incidence of greater than, or equal to, 10% and listed in decreasing order of frequency, were as follows:

Early Parkinson's disease: nausea, dizziness, somnolence, insomnia, asthenia and constipation.

Advanced Parkinson's disease: postural [orthostatic] hypotension, dyskinesia, insomnia, dizziness, hallucinations, accidental injury, dream abnormalities, constipation and confusion.

### Incidence of Adverse Events in Placebo Controlled Trials

Table 1, lists treatment-emergent adverse events that were reported in the double-blind, placebo-controlled studies by  $\geq 1\%$  of patients treated with pramipexole and were numerically more frequent than in the placebo group. Adverse events were usually mild or moderate in intensity.

**Table 1 – Adverse Events From Placebo-Controlled Early and Adjunct Therapy Studies (Incidence of Events  $\geq 1\%$  in Patients Treated with Pramipexole and Numerically More Frequent Than in Patients Treated with Placebo).**

Body System/Adverse Event	Early Therapy		Advanced Therapy	
	Pramipexole dihydrochloride monohydrate N= 388 % occurrence	Placebo N= 235 % occurrence	Pramipexole dihydrochloride monohydrate ‡ N= 260 % occurrence	Placebo † N= 264 % occurrence
<u>Body as a Whole</u>				
Asthenia	14	12	10	8
General edema	5	3	4	3
Malaise	2	1	3	2
Reaction unevaluable	2	1	-	-
Fever	1	0	-	-
Chest pain	-	-	3	2
Accidental injury	-	-	17	15
<u>Cardiovascular System</u>				
Postural hypotension	-	-	53	48

Body System/Adverse Event	Early Therapy		Advanced Therapy	
	Pramipexole dihydrochloride monohydrate N= 388 % occurrence	Placebo N= 235 % occurrence	Pramipexole dihydrochloride monohydrate ‡ N= 260 % occurrence	Placebo‡ N= 264 % occurrence
<u>Digestive System</u>				
Nausea	28	18	-	-
Constipation	14	6	10	9
Anorexia	4	2	-	-
Dysphagia	2	0	-	-
Dry Mouth	-	-	7	3
<u>Metabolic &amp; Nutritional System</u>				
Peripheral edema	5	4	2	1
Decreased weight	2	0	-	-
Increased creatine PK	-	-	1	0
<u>Musculoskeletal System</u>				
Arthritis	-	-	3	1
Twitching	-	-	2	0
Bursitis	-	-	2	0
Myasthenia	-	-	1	0
<u>Nervous System</u>				
Dizziness	25	24	26	25
Somnolence	22	9	9	6
Insomnia	17	12	27	22
Hallucinations	9	3	17	4
Confusion	4	1	10	7
Amnesia	4	2	6	4
Hyperesthesia	3	1	-	-
Dystonia	2	1	8	7
Thinking abnormalities	2	0	3	2
Decreased libido	1	0	-	-
Myoclonus	1	0	-	-
Hypertonia	-	-	7	6
Paranoid reaction	-	-	2	0
Delusions	-	-	1	0
Sleep disorders	-	-	1	0
Dyskinesia	-	-	47	31
Gait abnormalities	-	-	7	5
Dream abnormalities	-	-	11	10
<u>Respiratory System</u>				
Dyspnea	-	-	4	3
Rhinitis	-	-	3	1
Pneumonia	-	-	2	0
<u>Skin &amp; Appendages</u>				
Skin disorders	-	-	2	1
<u>Special Senses</u>				
Vision Abnormalities	3	0	3	1
Accommodation abnormalities	-	-	4	2
Diplopia	-	-	1	0

Body System/Adverse Event	Early Therapy		Advanced Therapy	
	Pramipexole dihydrochloride monohydrate N= 388 % occurrence	Placebo N= 235 % occurrence	Pramipexole dihydrochloride monohydrate ‡ N= 260 % occurrence	Placebo‡ N= 264 % occurrence
<u>Urogenital System</u>				
Impotence	2	1	-	-
Urinary frequency	-	-	6	3
Urinary tract infection	-	-	4	3
Urinary incontinence	-	-	2	1

‡ Patients received concomitant levodopa

\* Patients may have reported multiple adverse experiences during the study or at discontinuation, thus, patients may be included in more than one category.

### Other Clinical Trial Adverse Drug Reactions (≥ 1%)

Other events reported by 1% or more of patients treated with pramipexole dihydrochloride monohydrate but reported equally or more frequently in the placebo group were as follows:

#### Early Parkinson's disease

Infection, accidental injury, headache, pain, tremor, back pain, syncope, postural hypotension, hypertonia, diarrhoea, rash, ataxia, dry mouth, leg cramps, twitching, pharyngitis, sinusitis, sweating, rhinitis, urinary tract infection, vasodilation, flu syndrome, increased saliva, tooth disease, dyspnoea, increased cough, gait abnormalities, urinary frequency, vomiting, allergic reaction, hypertension, pruritis, hypokinesia, increased creatine PK, nervousness, dream abnormalities, chest pain, neck pain, paresthesia, tachycardia, vertigo, voice alteration, conjunctivitis, paralysis, accommodation abnormalities, tinnitus, diplopia, and taste perversions.

#### Advanced Parkinson's Disease

Nausea, pain, infection, headache, depression, tremor, hypokinesia, anorexia, back pain, dyspepsia, flatulence, ataxia, flu syndrome, sinusitis, diarrhoea, myalgia, abdominal pain, anxiety, rash, paresthesia, hypertension, increased saliva, tooth disorder, apathy, hypotension, sweating, vasodilation, vomiting, increased cough, nervousness, pruritus, hyperesthesia, neck pain, syncope, arthralgia, dysphagia, palpitations, pharyngitis, vertigo, leg cramps, conjunctivitis, and lacrimation.

### Adverse Events: Relationship to Age, Gender, and Race

Among the treatment-emergent adverse events in patients treated with pramipexole dihydrochloride monohydrate, hallucinations appeared to exhibit a positive relationship to age. No gender-related differences were observed. Only a small percentage (4%) of patients enrolled were non-Caucasian, therefore, an evaluation of adverse events related to race is not possible.

### Other Adverse Events Observed During all Phase 2 and 3 Clinical Trials

Pramipexole dihydrochloride monohydrate has been administered to 1,715 subjects during the premarketing development program, 782 of who participated in double-blind, controlled studies. During these trials, all adverse events were recorded by the clinical investigators using terminology of their own choosing. To provide a meaningful estimate of the proportion of individuals having adverse events, similar types of events were grouped into a smaller number of

standardized categories using modified COSTART dictionary terminology. These categories are used in the listing below.

The events listed below occurred in less than 1% of the 1,715 subjects exposed to pramipexole dihydrochloride monohydrate. All reported events, except those already listed above, are included, without regard to determination of a causal relationship to pramipexole dihydrochloride monohydrate.

Events are listed within body-system categories in order of decreasing frequency.

**Body as a whole:** fever, enlarged abdomen, rigid neck, no drug effect.

**Cardiovascular system:** palpitations, angina pectoris, atrial arrhythmia, peripheral vascular disease.

**Digestive system:** tongue discoloration, GI hemorrhage, fecal incontinence.

**Endocrine system:** diabetes mellitus.

**Hemic & lymphatic system:** ecchymosis.

**Metabolic & nutritional system:** gout, blood triglyceride increased.

**Musculoskeletal system:** bursitis, myasthenia.

**Nervous system:** apathy, libido decrease, paranoid reaction, akinesia, coordination abnormalities, speech disorder, hyperkinesia, neuralgia, delirium, mania, aggression.

**Respiratory system:** voice alteration, asthma, hemoptysis.

**Skin & appendages:** skin disorder, herpes simplex.

**Special senses:** tinnitus, taste perversion, otitis media, dry eye, ear disorder, hemianopia.

**Urogenital system:** urinary incontinence, dysuria, prostate disorder, kidney calculus.

In individual patients, hypotension may occur at the beginning of treatment, especially if pramipexole dihydrochloride monohydrate is titrated too rapidly.

## **RESTLESS LEGS SYNDROME**

Pramipexole dihydrochloride monohydrate tablets for treatment of RLS has been evaluated for safety in 889 patients, including 427 treated for over six months and 75 for over one year. The overall safety assessment focuses on the results of three double-blind, placebo-controlled trials, in which 575 patients with RLS were treated with pramipexole dihydrochloride monohydrate for 3 – 12 weeks. The most commonly observed adverse events with pramipexole dihydrochloride monohydrate in the treatment of RLS (observed in > 5% of pramipexole treated patients and at a rate at least twice that observed in placebo-treated patients) were nausea and somnolence. Occurrences of nausea and somnolence in clinical trials were generally mild and transient.

Approximately 7% of 575 patients treated with pramipexole dihydrochloride monohydrate during the double-blind periods of three placebo-controlled trials discontinued treatment due to adverse events compared to 5% of 223 patients who received placebo. The adverse event most commonly causing discontinuation of treatment was nausea (1%).

## **Clinical Trial Adverse Drug Reactions**

Because clinical trials are conducted under very specific conditions the adverse reaction rates observed in the clinical trials may not reflect the rates observed in practice and should not be compared to the rates in the clinical trials of another drug. Adverse drug reaction information from clinical trials is useful for identifying drug-related adverse events and for approximating rates.

**Table 2: Treatment-Emergent Adverse-Event\* Incidence in Double-Blind, Placebo-Controlled Trials in Restless Legs Syndrome (Events  $\geq$  2% of patients treated with Pramipexole and numerically more frequent than in the placebo group):**

Body System/ Adverse Event	Pramipexole dihydrochloride monohydrate 0.125 – 0.75 mg/day (N=575) %	Placebo (N=223) %
<b>Gastrointestinal disorders</b>		
Nausea	16	5
Constipation	4	1
Diarrhoea	3	1
Dry mouth	3	1
<b>General disorders and administration site conditions</b>		
Fatigue	9	7
<b>Infections and infestations</b>		
Influenza	3	1
<b>Nervous system disorders</b>		
Headache	16	15
Somnolence	6	3

\*Patients may have reported multiple adverse experiences during the study or at discontinuation, thus, patients may be included in more than one category.

In general, the frequency of nausea and fatigue was reduced with continued pramipexole dihydrochloride monohydrate therapy. Other events reported by 2% or more of RLS patients treated with pramipexole dihydrochloride monohydrate but equally or more frequently in the placebo group, were: vomiting, nasopharyngitis, back pain, pain in extremity, dizziness, and insomnia.

Table 3 summarizes data for adverse events that appeared to be dose related in the 12-week fixed dose study.

**Table 3: Dose Related Adverse Events in a 12-Week Double-Blind, Placebo-Controlled Fixed Dose Study in Restless Legs Syndrome (occurring in  $\geq$ 5% of all patients in the treatment phase)**

Body System/ Adverse Event	Pramipexole dihydrochloride monohydrate 0.25 mg (N=88) %	Pramipexole dihydrochloride monohydrate 0.5 mg (N=80) %	Pramipexole dihydrochloride monohydrate 0.75 mg (N=90) %	Placebo (N=86) %
<b>Gastrointestinal disorders</b>				
Nausea	11.4	18.8	26.7	4.7



Diarrhoea	3.4	1.3	6.7	0
Dyspepsia	3.4	1.3	4.4	7
<b>Infections and infestations</b>				
Influenza	1.1	3.8	6.7	1.2
<b>General disorders and administration site conditions</b>				
Fatigue	3.4	5.0	6.7	4.7
<b>Psychiatric disorders</b>				
Insomnia	9.1	8.8	13.3	9.3
Abnormal dreams	2.3	1.3	7.8	2.3
<b>Respiratory, thoracic and mediastinal disorders</b>				
Nasal congestion	0.0	2.5	5.6	1.2
<b>Musculoskeletal and connective tissue disorders</b>				
Pain in extremity	3.4	2.5	6.7	1.2

### **Adverse Events: Relationship to Age, Gender, and Race**

Although no gender-related differences were observed in Parkinson's disease patients, nausea and fatigue, both generally transient, were more frequently reported by female than male RLS patients. Less than 4% of patients enrolled were non-Caucasian, therefore, an evaluation of adverse events related to race is not possible.

### **Other Adverse Events Observed During Phase 2 and 3 Clinical Trials**

Pramipexole dihydrochloride monohydrate tablets have been administered to 889 individuals in RLS clinical trials. During these trials, all adverse events were recorded by the clinical investigators using terminology of their own choosing; similar types of events were grouped into a smaller number of standardized categories using MedDRA dictionary terminology. These categories are used in the listing below. The events listed below occurred on at least two occasions (on one occasion if the event was serious) within the 889 individuals exposed to pramipexole dihydrochloride monohydrate. All reported events, except those already listed above, are included, without regard to determination of a causal relationship to pramipexole dihydrochloride monohydrate.

**Blood and lymphatic system disorders:** anaemia

**Cardiac disorders:** arrhythmia, coronary artery disease, myocardial infarction, myocardial ischemia, palpitations, tachycardia

**Congenital, familial, and genetic disorders:** congenital atrial septal defect

**Ear and labyrinth disorders:** tinnitus, vertigo

**Endocrine disorders:** goiter, hypothyroidism

**Eye disorders:** conjunctivitis, dry eye, eye irritation, eyelid edema, vision blurred, visual acuity reduced, visual disturbance

**Gastrointestinal disorders:** abdominal discomfort, abdominal distension, abdominal pain, dyspepsia, enteritis, flatulence, gastroesophageal reflux disease, gastritis, haemorrhoids, inguinal hernia, irritable bowel syndrome, loose stools, toothache, umbilical hernia

**General disorders and administration site conditions:** alcohol interaction, asthenia, chest pain, peripheral edema, feeling cold, feeling hot, inflammation localized, influenza-like illness, malaise, pain, pitting edema, pyrexia, thirst

**Hepatobiliary disorders:** biliary colic, cholecystitis, cholelithiasis

**Immune system disorders:** hypersensitivity, seasonal allergy

**Infections and infestations:** Borrelia infection, bronchitis, cystitis, ear infection, fungal infection, gastroenteritis, herpes simplex, herpes zoster, hordeolum, laryngitis, localized infection, onychomycosis, otitis (externa and media), paronychia, pharyngitis, pneumonia, rhinitis, sinusitis, tonsillitis, tooth infection, urinary tract infection, vaginitis, viral infection

**Injury, poisoning and procedural complication:** contusion, epicondylitis, failure of implant, fall, foot fracture, fractured sacrum, hip fracture, joint injury, joint sprain, limb injury, muscle strain, open fracture, radius fracture, sunburn, tendon rupture, thermal burn, wound, wrist fracture

**Investigations:** alanine aminotransferase increased, aspartate aminotransferase increased, blood glucose increased, blood pressure increased, blood triglycerides increased, gammaglutamyltransferase increased, heart rate increased, heart rate irregular, weight decreased, weight increased

**Metabolism and nutrition disorders:** anorexia, decreased appetite, hypercholesterolemia, hyperlipidemia, hypocalcaemia, increased appetite

**Musculoskeletal and connective tissue disorders:** arthralgia, bursitis, cervical spinal stenosis, intervertebral disc protrusion, intervertebral discitis, joint stiffness, localized osteoarthritis, lumbar spinal stenosis, muscle cramps, musculoskeletal stiffness, neck pain, myalgia, osteoporosis, sensation of heaviness, spinal osteoarthritis, tendonitis, toe deformity

**Neoplasms benign, malignant and unspecified:** lung cancer metastatic, metastases to lung, ovarian cancer, prostatic adenoma, renal neoplasm, squamous cell carcinoma

**Nervous system disorders:** balance disorder, carpal tunnel syndrome, cerebral ischemia, cervicobrachial syndrome, disturbance in attention, dizziness postural, dysgeusia, hypoesthesia, memory impairment, migraine, nerve compression, paraesthesia, Restless Legs Syndrome, sciatica, sedation, sinus headache, sudden onset of sleep, syncope, tension headache, transient ischemic attack, tremor

**Psychiatric disorders:** abnormal dreams, agitation, anxiety, confusional state, depression, irritability, libido decreased, mood altered, nervousness, nightmare, restlessness, sleep disorder, stress symptoms

**Renal and urinary disorders:** nocturia, pollakiuria, polyuria, renal colic

Reproductive system and breast disorders: dysmenorrhoea, menopausal symptoms, sexual dysfunction

**Respiratory, thoracic and mediastinal disorders:** asthma, chronic obstructive airways disease (including exacerbation), cough, dyspnoea, exertional dyspnoea, epistaxis, nasal congestion, nasal septum deviation, pharyngolaryngeal pain, respiratory tract infection, sinus congestion, snoring

**Skin and subcutaneous tissue disorders:** acne, eczema, erythema, hyperhidrosis, night sweats, photosensitivity allergic reaction, pruritus, rash, rosacea, seborrheic dermatitis

**Surgical and medical procedures:** hysterectomy

**Vascular disorders:** flushing, haematoma, hypertension, hypotension, orthostatic hypotension

### **Post-Market Adverse Drug Reactions**

In addition to the adverse events reported during clinical trials, the following adverse reactions have been identified (essentially in Parkinson's disease patients) during post-approval use of pramipexole dihydrochloride monohydrate. Because these reactions are reported voluntarily from a population of uncertain size, it is not always possible to reliably estimate their frequency or establish a causal relationship to drug exposure.

### Sudden Onset of Sleep

Patients treated with pramipexole dihydrochloride monohydrate have rarely reported suddenly falling asleep while engaged in activities of daily living; including operation of motor vehicles which has sometimes resulted in accidents (see [WARNINGS AND PRECAUTIONS](#)).

### Impulse Control Disorders

Abnormal behaviour (reflecting symptoms of impulse control disorders and compulsive behaviours), such as pathological (compulsive) gambling, hypersexuality, compulsive spending or buying, compulsive or binge eating, libido disorders, paranoia and restlessness have been reported. These behavioural changes were generally reversible upon dose reduction or treatment discontinuation (see [WARNINGS AND PRECAUTIONS, Impulse Control Disorders](#)).

### Drug Withdrawal Syndrome

A cluster of symptoms, such as anxiety, fatigue, sweating, insomnia, panic attacks, depression, agitation, apathy, irritability, pain and drug craving, have been reported during dose reduction/tapered discontinuation. (see [WARNINGS AND PRECAUTIONS, Dopamine Agonist Withdrawal Syndrome \(DAWS\)](#))

### Other post-marketing reports

As a result of pooled clinical trial data analysis and review of post-marketing experience hiccups, visual impairment (including diplopia), and antecollis have been reported.

Based on post-marketing experience inappropriate antidiuretic hormone secretion has been reported. One of the diagnostic criteria of inappropriate antidiuretic hormone secretion is hyponatremia. Signs and symptoms of hyponatremia include headache, nausea, malaise, lethargy, difficulty concentrating, memory impairment, confusion, weakness, and unsteadiness, which may lead to falls. More severe and/or acute cases have been associated with hallucination, syncope, seizure, coma, respiratory arrest, and death.

In clinical studies and post-marketing experience cardiac failure has been reported in patients with pramipexole. In a pharmacoepidemiological study pramipexole use was associated with an increased risk of cardiac failure compared with non-use of pramipexole. A causal relationship between pramipexole and cardiac failure has not been demonstrated.

## **DRUG INTERACTIONS**

### **Drug-Drug Interactions**

The drugs listed in Table 4 are based on information collected in clinical studies, interaction case reports, or pharmacological properties of the drug that may be used. See [ACTION AND CLINICAL PHARMACOLOGY, Drug-Drug Interactions](#) for more information.

Pramipexole dihydrochloride monohydrate is bound to plasma proteins to a very low extent (<20%) and little biotransformation is seen in humans. Therefore, interactions with other medication affecting plasma protein binding or elimination by biotransformation are unlikely.

Medications that inhibit the active renal tubular secretion of basic (cationic) drugs or are themselves eliminated by active renal tubular secretion may interact with pramipexole dihydrochloride monohydrate resulting in reduced clearance of either or both medications.

**Table 4 – Established or Potential Pharmacokinetic Interactions**

Pramipexole dihydrochloride monohydrate	Effect	Clinical comment
<i>Antiparkinsonian drugs</i>		
Levodopa/carbidopa	<p>Pramipexole increases levodopa C<sub>max</sub> by about 40% and reduces T<sub>max</sub> from 2.5 to 0.5 hours. No change in total exposure (AUC) was observed.</p> <p>Levodopa/carbidopa has no effect on the pharmacokinetics of pramipexole in healthy volunteers.</p>	<p>The combined use of pramipexole and levodopa increases the frequency of hallucination. Dosage adjustment, even discontinuation, may be necessary.</p> <p>While increasing the dose of ACT PRAMIPEXOLE in Parkinson's disease patients it is recommended that the dosage of levodopa is reduced and the dosage of other anti-parkinsonian medication is kept constant.</p>
Selegiline	Selegiline has no effect on the pharmacokinetics of pramipexole in volunteers.	
Amantadine	Amantadine inhibits the renal cationic transport system. Amantadine might alter the clearance of pramipexole.	Dosage adjustment may be necessary. See below.
<i>Anticholinergics</i>		
Anticholinergics	As anticholinergics are mainly eliminated by hepatic metabolism, pharmacokinetic drug-drug interactions with pramipexole are rather unlikely.	
<i>Other drugs eliminated via renal secretion</i>		
<p>Drugs eliminate via the renal cationic transport system</p> <p>Amantadine Cimetidine Ranitidine Diltiazem Triamterene Verapamil Quinidine Quinine</p>	<p>These drugs inhibit the renal tubular secretion of organic bases via the cationic transport system. They reduce the renal clearance of pramipexole to various degrees.</p>	<p>Dosage adjustment should be considered if concomitant treatment is necessary. Dosage reduction is necessary if adverse reactions, such as dyskinesia, agitation, or hallucination, are observed.</p>

<b>Pramipexole dihydrochloride monohydrate</b>	<b>Effect</b>	<b>Clinical comment</b>
Drugs eliminate via the renal anionic transport system Probenecid Cephalosporins Penicillins Indomethacin Hydrochlorothiazide Chloropramide	These drugs inhibit the renal tubular secretion of organic bases via the anionic transport system. They are unlikely to reduce the renal clearance of pramipexole.	Dosage adjustment is not necessary.
<i>Interactions mediated by CYP isoenzymes</i>		
Drugs metabolized by CYP isoenzymes	Inhibitors of CYP isoenzymes are not expected to affect the elimination of pramipexole.  Pramipexole has no inhibitory action on CYP1A2, CYP2C9, CYP2C19, CYP2E1, and CYP3A4. Inhibition of CYP2D6 is observed with an apparent $K_i$ of 30 $\mu\text{M}$ , suggesting that pramipexole will not inhibit CYP enzymes at plasma concentrations following the highest recommended clinical dose (1.5 mg tid).	
<i>Dopamine antagonists</i>		
Neuroleptics, e.g. phenothiazines, butyrophenones, thioxathines  Metoclopramide	Pramipexole is a dopamine agonist. Dopamine antagonists reduce its therapeutic effects.	Co-administration of dopamine-antagonistic antipsychotic medicinal products with pramipexole is not recommended, <a href="#">WARNINGS AND PRECAUTIONS</a> .  Pramipexole can exacerbate psychotic symptoms.
<i>Miscellaneous</i>		
Sedating medication or alcohol	Possible additive effects.	Because of possible additive effects, caution should be advised when patients are taking other sedating medication or alcohol in combination with ACT PRAMIPEXOLE.

### **Drug-Food Interactions**

Interactions with food have not been established.

### **Drug-Herb Interactions**

Interactions with herbal products have not been established.

### **Drug-Laboratory Interactions**

There are no known interactions between pramipexole dihydrochloride monohydrate and laboratory tests.

## DOSAGE AND ADMINISTRATION

**Note: ACT PRAMIPEXOLE is NOT available in 0.125 mg strength.**

### Parkinson's Disease

ACT PRAMIPEXOLE (pramipexole dihydrochloride monohydrate) should be taken orally, three times daily. The tablets can be taken with or without food.

### **Missed Dose**

Patients should be advised that if a dose is missed, they should not take a double dose, but continue with the regular treatment schedule.

### **Dosing Considerations**

#### **Adults**

In all clinical studies, dosage was initiated at a subtherapeutic level to avoid orthostatic hypotension and severe adverse effects. ACT PRAMIPEXOLE should be titrated gradually in all patients. The dosage should be increased to achieve maximal therapeutic effect, balanced against the principal adverse reactions of dyskinesia, nausea, dizziness and hallucinations.

#### Initial treatment

Dosages should be increased gradually from a starting dose of 0.375 mg/day given in three divided doses and should not be increased more frequently than every 5 to 7 days. A suggested ascending dosage schedule that was used in clinical studies is shown in the following table:

**Table 5 – ASCENDING-DOSE SCHEDULE OF PRAMIPEXOLE DIHYDROCHLORIDE MONOHYDRATE**

Week	Dosage (mg)	Total Daily Dose (mg)
1	0.125 tid	0.375
2	0.25 tid	0.75
3	0.50 tid	1.5
4	0.75 tid	2.25
5	1.00 tid	3.0
6	1.25 tid	3.75
7	1.50 tid	4.5

**\*ACT PRAMIPEXOLE is NOT available in 0.125 mg strength**

#### Maintenance treatment

Pramipexole dihydrochloride monohydrate was effective and well-tolerated over a dosage range of 1.5 to 4.5 mg/day, administered in equally divided doses three times per day, as monotherapy or in combination with levodopa (approximately 800 mg/day). In a fixed-dose study in patients with early Parkinson's disease, pramipexole dihydrochloride monohydrate at doses of 3, 4.5 and

6 mg/day was not shown to provide any significant benefit beyond that achieved at a daily dose of 1.5 mg/day. For individual patients who have not achieved efficacy at 1.5 mg/day, higher doses can result in additional therapeutic benefit.

When ACT PRAMIPEXOLE is used in combination with levodopa, a reduction of the levodopa dosage should be considered. In the controlled study in advanced Parkinson's disease, the dosage of levodopa was reduced by an average of 27% from baseline.

#### Discontinuation of Treatment

ACT PRAMIPEXOLE tablets should be tapered off at a rate of 0.75 mg per day until the daily dose has been reduced to 0.75 mg. Thereafter the dose should be reduced by 0.375 mg per day. Prior to tapering or discontinuation, patients should be informed about potential withdrawal symptoms and closely monitored thereafter (see [WARNINGS AND PRECAUTIONS, Neurologic, Dopamine Agonist Withdrawal Syndrome](#), and [Neuroleptic Malignant Syndrome](#))

#### **Recommended Dose and Dosage Adjustment**

The maximal recommended dose of ACT PRAMIPEXOLE is 4.5 mg per day. ACT PRAMIPEXOLE is not recommended at the 6 mg per day dose since the incidence of some adverse reactions is higher.

#### Dosing in patients with concomitant levodopa therapy

In patients with concomitant levodopa therapy it is recommended that the dosage of levodopa is reduced during both dose escalation and maintenance treatment with ACT PRAMIPEXOLE. This may be necessary in order to avoid excessive dopaminergic stimulation.

#### Patients with renal impairment

Since the clearance of pramipexole dihydrochloride monohydrate is reduced in patients with renal impairment (see [Pharmacokinetics](#)), the following dosage recommendation should be considered:

Patients with a creatinine clearance above 50 mL/min require no reduction in daily dose or dosing frequency.

In patients with a creatinine clearance between 30 and 50 mL/min, the initial daily dose of ACT PRAMIPEXOLE should be administered in two divided doses, starting at 0.125 mg twice a day (0.25 mg daily). A maximum daily dose of 2.25 mg pramipexole should not be exceeded.

In patients with a creatinine clearance between 15 and 30 mL/min, the daily dose of ACT PRAMIPEXOLE should be administered in a single dose, starting at 0.125 mg daily. A maximum daily dose of 1.5 mg pramipexole should not be exceeded.

Pramipexole has not been adequately studied in patients with very severe renal impairment (creatinine Cl < 15 mL/min and haemodialysis patients) and its administration to patients with end stage renal disease is not recommended.

If renal function declines during maintenance therapy reduce ACT PRAMIPEXOLE daily dose by same percentage as decline in creatinine clearance, i.e. if creatinine clearance declines by 30%, then reduce ACT PRAMIPEXOLE daily dose by 30%. The daily dose can be administered in two divided doses if creatinine clearance is between 20 and 50 mL/min and as a single daily dose if creatinine clearance is less than 20 mL/min.

Patients with hepatic impairment

Dose reduction not considered necessary.

**Restless Legs Syndrome**

**Adults**

The tablets should be taken orally, swallowed with water, and can be taken either with or without food.

The recommended starting dose of pramipexole dihydrochloride monohydrate tablets is 0.125 mg taken once daily 2 - 3 hours before bedtime. For patients requiring additional symptomatic relief, the dose may be increased every 4 - 7 days to 0.50 mg per day (as shown in the table below):

**Table 6 – Ascending-Dose Schedule of Pramipexole dihydrochloride monohydrate**

<b>Titration Step</b>	<b>Once Daily Evening Dose (mg)</b>
1	0.125
2*	0.25
3*	0.50

\* if needed

Some patients may find optimal relief at 0.75 mg per day, albeit with a higher rate of adverse reactions. Intermediate doses (such as 0.375 mg or 0.625 mg per day) may be used. Patients should be re-assessed periodically, and the dose adjusted accordingly.

Treatment discontinuation:

Due to the chronic and fluctuating nature of RLS, continuous treatment may not be necessary. If discontinuation is desirable, tapering in 4 – 7 day intervals is recommended whenever possible. Prior to tapering or discontinuation, patients should be informed about potential withdrawal symptoms and closely monitored thereafter (see [WARNINGS AND PRECAUTIONS](#), Augmentation and Rebound in Restless Legs Syndrome, Dopamine Agonist Withdrawal Syndrome, and Neuroleptic Malignant Syndrome).

In a 26 week placebo controlled clinical trial, rebound of RLS symptoms (worsening of symptom severity as compared to baseline) was observed in 10% of patients (14 out of 135) after abrupt discontinuation of pramipexole. This effect was found to be similar across all doses (0.125 mg to 0.75 mg).



#### Dosing in patients with renal impairment:

The duration between up titration steps should be increased to 14 days in RLS patients with severe and moderately severe renal impairment (creatinine clearance 20 – 60 mL / min). (see [ACTION AND CLINICAL PHARMACOLOGY](#), Renal Insufficiency).

#### Dosing in patients with hepatic impairment:

Dose reduction is not considered necessary in patients with hepatic impairment, as approx. 90% of absorbed drug is excreted through the kidneys.

#### Dosing in children and adolescents:

Safety and efficacy of pramipexole dihydrochloride monohydrate have not been established in children and adolescents up to 18 years of age.

## OVERDOSAGE

### Signs and Symptoms

There is no clinical experience with massive overdosage. The expected adverse events are those related to the pharmacodynamic profile of a dopamine agonist including nausea, vomiting, hyperkinesia, hallucinations, agitation and hypotension.

One patient with a 10-year history of schizophrenia (who participated in a schizophrenia study) took 11 mg/day of pramipexole dihydrochloride monohydrate for two days; this was two to three times the daily dose recommended in the protocol. No adverse events were reported related to the increased dose. The blood pressure remained stable although pulse rates increased to between 100 and 120 beats/minute. The patient withdrew from the study at the end of week 2 due to lack of efficacy.

### Recommended Management

There is no known antidote for overdosage of a dopamine agonist. If signs of central nervous system stimulation are present, a phenothiazine or other butyrophenone neuroleptic agent may be indicated; the efficacy of such drugs in reversing the effects of overdosage has not been assessed. Management of the overdose may require general supportive measures along with gastric lavage, intravenous fluids, and electrocardiogram monitoring. Haemodialysis has not been shown to be helpful.

For management of a suspected drug overdose, contact your regional **poison control centre**.

## ACTION AND CLINICAL PHARMACOLOGY

### Mechanism of Action

Pramipexole dihydrochloride monohydrate is a non ergot dopamine agonist with high in vitro specificity at the D<sub>2</sub> subfamily of dopamine receptors. Pramipexole is a full agonist and exhibits higher affinity to the D<sub>3</sub> receptor subtypes (which are in prominent distribution within the mesolimbic area) than to D<sub>2</sub> or D<sub>4</sub> receptor subtypes. While pramipexole dihydrochloride monohydrate exhibits high affinity for the dopamine D<sub>2</sub> receptor subfamily, it has low affinity for  $\alpha_2$  adrenergic receptors and negligible or undetectable affinity for other dopaminergic, adrenergic, histaminergic, adenosine and benzodiazepine receptors.

The ability of pramipexole to alleviate the signs and symptoms of Parkinson's disease is believed to be related to its ability to stimulate dopamine receptors in the striatum. This assumption is supported by a dose-dependent antagonism of Parkinsonian symptoms in rhesus monkeys pre-treated with the neurotoxin N-methyl-4-phenyl-1,2,3,6-tetrahydropyridine (MPTP) which destroys dopamine cell bodies in the substantia nigra.

The precise mechanism of action of pramipexole dihydrochloride monohydrate as a treatment for Restless Legs Syndrome is not known. Although the pathophysiology of Restless Legs Syndrome is largely unknown, neuropharmacological evidence suggests primary dopaminergic system involvement. Positron emission tomographic (PET) studies suggest that a mild striatal presynaptic dopaminergic dysfunction may be involved in the pathogenesis of Restless Legs Syndrome.

In human volunteers a dose-dependent decrease in prolactin was observed.

### **Pharmacokinetics**

**Absorption:** Following oral administration, pramipexole is rapidly absorbed reaching peak concentrations between 1 and 3 hours. The absolute bioavailability of pramipexole is greater than 90%. Pramipexole can be administered with or without food. A high-fat meal did not affect the extent of pramipexole absorption (AUC and C<sub>max</sub>) in healthy volunteers, although the time to maximal plasma concentration (T<sub>max</sub>) was increased by about 1 hour.

Pramipexole displays linear pharmacokinetics over the range of doses that are recommended for patients with Parkinson's disease.

**Distribution:** Pramipexole is extensively distributed, having a volume of distribution of about 500 L. Protein binding is less than 20% in plasma; with albumin accounting for most of the protein binding in human serum. Pramipexole distributes into red blood cells as indicated by an erythrocyte to plasma ratio of approximately 2.0 and a blood to plasma ratio of approximately 1.5. Consistent with the large volume of distribution in humans, whole body autoradiography and brain tissue levels in rats indicated that pramipexole was widely distributed throughout the body, including the brain.

**Metabolism and Excretion:** Urinary excretion is the major route of pramipexole elimination. Approximately 88% of a <sup>14</sup>C-labelled dose was recovered in the urine and less than 2% in the faeces following single intravenous and oral doses in healthy volunteers. The terminal elimination half-life was about 8.5 hours in young volunteers (mean age 30 years) and about 12 hours in elderly volunteers (mean age 70 years). Approximately 90% of the recovered <sup>14</sup>C-

labelled dose was unchanged drug; with no specific metabolites having been identified in the remaining 10% of the recovered radio-labelled dose. Pramipexole is the levorotational (-) enantiomer, and no measurable chiral inversion or racemization occurs *in vivo*.

The renal clearance of pramipexole is approximately 400 mL/min, approximately three times higher than the glomerular filtration rate. Thus, pramipexole is secreted by the renal tubules, probably by the organic cation transport system.

### **Special Populations and Conditions**

Because therapy with pramipexole is initiated at a subtherapeutic dose and gradually titrated according to clinical tolerability to obtain optimal therapeutic effect, adjustment of the initial dose based on gender, weight, or age is not necessary. However, renal insufficiency, which can cause a large decrease in the ability to eliminate pramipexole, may necessitate dosage adjustment.

**Early vs. advanced Parkinson's disease patients:** The pharmacokinetics of pramipexole was comparable between early and advanced Parkinson's disease patients.

**Healthy Volunteers:** In a clinical trial with healthy volunteers, where pramipexole extended release tablets were titrated faster than recommended (every 3 days) up to 4.5 mg per day, an increase in blood pressure and heart rate was observed. Such effect was not observed in patient studies.

### **Restless Legs Syndrome Patients**

A cross-study comparison of data suggests that the pharmacokinetic profile of pramipexole administered once daily in RLS patients is generally consistent with the pharmacokinetic profile of pramipexole in healthy volunteers.

**Pediatrics:** The pharmacokinetics of pramipexole in the pediatric population has not been evaluated.

**Geriatrics:** Renal function declines with age. Since pramipexole clearance is correlated with renal function, the drug's total oral clearance was approximately 25% to 30% lower in elderly (aged 65 years or older) compared with young healthy volunteers (aged less than 40 years). The decline in clearance resulted in an increase in elimination half-life from approximately 8.5 hours in young volunteers (mean age 30 years) to 12 hours in elderly volunteers (mean age 70 years).

**Gender:** Pramipexole renal clearance is about 30% lower in women than in men, most of this difference can be accounted for by differences in body weight. The reduced clearance resulted in a 16 to 42% increase in AUC and a 2 to 10% increase in  $C_{max}$ . The differences remained constant over the age range of 20 to 80 years. The difference in pramipexole half-life between males and females was less than 10%.

**Race:** A retrospective population pharmacokinetic analysis on data from patients with Parkinson's disease receiving immediate-release pramipexole suggests that oral clearance of pramipexole is 17% higher in black male patients compared to white male patients.

**Hepatic Insufficiency:** The potential influence of hepatic insufficiency on pramipexole pharmacokinetics has not been evaluated; however, it is considered to be small. Since approximately 90% of the recovered <sup>14</sup>C-labelled dose was excreted in the urine as unchanged drug, hepatic impairment would not be expected to have a significant effect on pramipexole elimination.

**Renal Insufficiency:** The clearance of pramipexole was about 75% lower in patients with severe renal impairment (creatinine clearance approximately 20 mL/min) and about 60% lower in patients with moderate impairment (creatinine clearance approximately 40 mL/min) compared with healthy volunteers. A lower starting and maintenance dose is recommended in patients with renal impairment (see [DOSAGE AND ADMINISTRATION](#)). In patients with varying degrees of renal impairment, pramipexole clearance correlates well with creatinine clearance. Therefore, creatinine clearance can be used as a predictor of the extent of decrease in pramipexole clearance. As pramipexole clearance is reduced even more in dialysis patients (N=7), than in patients with severe renal impairment, the administration of pramipexole to patients with end stage renal disease is not recommended.

## **Drug-Drug Interactions**

### Anticholinergics

As anticholinergics are mainly eliminated by hepatic metabolism, pharmacokinetic drug-drug interactions with pramipexole are rather unlikely.

### Antiparkinsonian drugs

In volunteers (N=11), selegiline did not influence the pharmacokinetics of pramipexole. Population pharmacokinetic analysis suggests that amantadine may alter the oral clearance of pramipexole (N=54). Levodopa/carbidopa did not influence the pharmacokinetics of pramipexole in volunteers (N=10). Pramipexole did not alter the extent of absorption (AUC) or elimination of levodopa/carbidopa, although it increased levodopa  $C_{max}$  by about 40%, and decreased  $T_{max}$  from 2.5 to 0.5 hours.

While increasing the dose of pramipexole dihydrochloride monohydrate in Parkinson's disease patients it is recommended that the dosage of levodopa is reduced and the dosage of other antiparkinsonian medication is kept constant.

### Cimetidine

Cimetidine, a known inhibitor of renal tubular secretion of organic bases via the cationic transport system, increased pramipexole dihydrochloride monohydrate AUC by 50% and increased its half-life by 40% in volunteers (N=12).

### Probenecid

Probenecid, a known inhibitor of renal tubular secretion of organic acids via the anionic transport system, did not influence the pharmacokinetics of pramipexole dihydrochloride monohydrate in volunteers (N=12).

### Other drugs eliminated via renal secretion

Concomitant therapy with drugs secreted by the renal cationic transport system (e.g., amantadine, cimetidine, ranitidine, diltiazem, triamterene, verapamil, quinidine, and quinine), may decrease the oral clearance of pramipexole dihydrochloride monohydrate and thus, may necessitate an adjustment in the dosage of pramipexole dihydrochloride monohydrate. In case of concomitant treatment with these kinds of drugs (incl. amantadine) attention should be paid to signs of dopamine overstimulation, such as dyskinesias, agitation or hallucinations. In such cases a dose reduction is necessary. Concomitant therapy with drugs secreted by the renal anionic transport system (e.g., cephalosporins, penicillins, indomethacin, hydrochlorothiazide and chlorpropamide) are not likely to have any effect on the oral clearance of pramipexole dihydrochloride monohydrate.

#### CYP interactions

Inhibitors of cytochrome P450 enzymes would not be expected to affect pramipexole dihydrochloride monohydrate elimination because pramipexole dihydrochloride monohydrate is not appreciably metabolized by these enzymes *in vivo* or *in vitro*. Pramipexole dihydrochloride monohydrate does not inhibit CYP1A2, CYP2C9, CYP2C19, CYP2E1, and CYP3A4. Inhibition of CYP2D6 was observed with an apparent  $K_i$  of 30  $\mu$ M, suggesting that pramipexole dihydrochloride monohydrate will not inhibit CYP enzymes at plasma concentrations observed following the highest recommended clinical dose (1.5 mg tid).

#### Dopamine antagonists

Since pramipexole dihydrochloride monohydrate is a dopamine agonist, dopamine antagonists such as the neuroleptics (phenothiazines, butyrophenones, thioxanthines) or metoclopramide may diminish the effectiveness of pramipexole dihydrochloride monohydrate and should ordinarily not be administered concurrently.

#### Miscellaneous

Because of possible additive effects, caution should be advised when patients are taking other sedating medication or alcohol in combination with pramipexole dihydrochloride monohydrate and when taking concomitant medication that increase plasma levels of pramipexole (e.g. cimetidine).



### **STORAGE AND STABILITY**

Store at room temperature (15°C to 25°C). Protect from light and moisture. Keep out of the reach and sight of children.

### **DOSAGE FORMS, COMPOSITION AND PACKAGING**

#### **Dosage Forms:**

ACT PRAMIPEXOLE tablets are available in 4 strengths:

0.25 mg	White to off-white, oval, flat-faced, bevel-edged tablet with “  ” on one side and “  ” on the other side.
---------	--

0.5 mg	White to off-white, oval, flat-faced, bevel-edged tablet with “ $\frac{PM3}{PM3}$ ” on one side and “ $\Sigma$   $\Sigma$ ” on the other side.
1.0 mg	White to off-white, round, flat-faced, bevel-edged tablet with “ <u>PM4</u> ” on one side and “ $\frac{\Sigma}{\Sigma}$ ” on the other side.
1.5 mg	White to off-white, round, flat-faced, bevel-edged tablet with “ <u>PM5</u> ” on one side and “ $\frac{\Sigma}{\Sigma}$ ” on the other side.

**Composition:**

Each tablet contains either 0.25 mg, 0.5 mg, 1.0 mg, or 1.5 mg of pramipexole dihydrochloride monohydrate as the medicinal (active) ingredient.

In addition, ACT PRAMIPEXOLE tablets also contain the following non-medicinal ingredients: colloidal silicon dioxide, magnesium stearate, mannitol, povidone and starch (corn)

**Packaging:**

ACT PRAMIPEXOLE tablets are available in HDPE bottles of 100's.

## PART II: SCIENTIFIC INFORMATION

### PHARMACEUTICAL INFORMATION

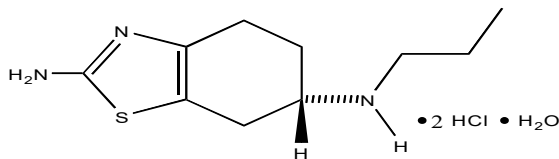
**Drug Substance:** Pramipexole dihydrochloride monohydrate

**Proper name:** Pramipexole (INN/USAN)

**Chemical name:** (S)-2-Amino-4,5,6,7-tetrahydro-6-propylamino-benzothiazole dihydrochloride monohydrate

**Molecular formula and molecular mass:** C<sub>10</sub>H<sub>17</sub>N<sub>3</sub>S • 2HCl • H<sub>2</sub>O (302.25 g/mol)

**Structural formula:**



**Physicochemical properties:** Pramipexole dihydrochloride is a white to off-white crystalline powder. The material is isolated in the synthetic process as the dichloride monohydrate.

Pramipexole is soluble in water and in methanol. It has a melting range of 296 - 298°C. The dissociation constants are pK<sub>a1</sub> = 5.0 and pK<sub>a2</sub> = 9.6

## CLINICAL TRIALS

### Comparative Bioavailability Studies

A comparative bioavailability study under fasting conditions was performed on ACT PRAMIPEXOLE (pramipexole dihydrochloride monohydrate) tablets 0.25 mg against the Canadian Reference Product, Mirapex® 0.25 mg tablets (Boehringer Ingelheim (Canada) Ltd.). The study was a blinded, randomized, two-way cross-over, comparative bioavailability study. The two formulations were administered as a single 0.25 mg oral dose to 20 healthy male and female volunteers (ages 20-55) under fasting conditions.

<b>Analyte: Pramipexole</b> <b>(1 x 0.25 mg)</b> <b>From measured data (uncorrected for potency)</b>  <b>Geometric Mean</b> <b>Arithmetic Mean (CV %)</b>
--

Parameter	Test*	Reference†	% Ratio of Geometric Means	90% Confidence Interval
AUC <sub>0-t</sub> (pg·h/mL)	7371.12 7569.02 (27.20)	7446.23 7604.12 (26.58)	98.99	96.21 – 101.85
AUC <sub>0-inf</sub> (pg·h/mL)	8251.34 8546.81 (32.07)	8399.45 8664.63 (31.54)	98.24	94.83 – 101.77
C <sub>MAX</sub> (pg/mL)	524.71 536.41 (21.83)	524.15 535.51 (22.72)	100.11	96.89 – 103.43
T <sub>MAX</sub> § (h)	2.31 (49.53)	2.48 (54.39)		
T <sub>½</sub> § (h)	10.47 (25.56)	10.85 (25.24)		

\* Pramipexole Tablets 0.25 mg (Actavis Pharma Company)

† The reference product, Mirapex® 0.25 mg tablets (Boehringer Ingelheim(Canada) Ltd.), was purchased in Canada.

§ Expressed as the arithmetic mean (CV%)



## **Safety and Efficacy Trials**

### **Parkinson's Disease**

#### **Study demographics and trial design**

Up to February 29, 1996, 1715 patients have been exposed to pramipexole dihydrochloride monohydrate, with 669 patients being exposed for over one year and 222 patients being exposed for over two years.

The effectiveness of pramipexole dihydrochloride monohydrate in the treatment of Parkinson's disease was evaluated in a multinational drug development program consisting of seven randomized controlled trials. Three were conducted in patients with early Parkinson's disease who were not receiving concomitant levodopa, and four were conducted in patients with advanced Parkinson's disease who were receiving concomitant levodopa. Among these seven studies, three Phase 3 studies provide the most persuasive evidence of pramipexole dihydrochloride monohydrate's effectiveness in the management of patients with Parkinson's disease who were or were not receiving concomitant levodopa. Two of the trials enrolled patients with early Parkinson's disease (not receiving levodopa), and one enrolled patients with advanced Parkinson's disease who were receiving maximally tolerated doses of levodopa.

#### **Study results**

In all studies, the Unified Parkinson's Disease Rating Scale (UPDRS), or one or more of its subscales, served as the primary outcome assessment measure.

#### **Studies in patients with early Parkinson's disease**

Patients in the two studies with early Parkinson's disease had mean disease duration of 2 years, limited or no prior exposure to levodopa, and were not experiencing the "on-off" phenomenon and dyskinesia characteristics of later stages of the disease.

One of the trials was a double-blind, placebo-controlled, parallel study in which patients were randomized to pramipexole dihydrochloride monohydrate (N= 164) or placebo (N= 171). The trial consisted of a 7-week dose escalation period and a 6-month maintenance period. Patients could be on selegiline and/or anticholinergics but not on levodopa products. Patients treated with pramipexole dihydrochloride monohydrate had a starting dose of 0.375 mg/day and were titrated to a maximally tolerated dose, but no higher than 4.5 mg/day, administered in three divided doses. At the end of the 6-month maintenance period, the mean improvement from baseline on the UPDRS Part II (activities of daily living [ADL] subscale) score was 1.9 in the pramipexole dihydrochloride monohydrate group and -0.4 in the placebo group. The mean improvement from baseline on the UPDRS part III (motor subscale) was 5.0 in the pramipexole group and -0.8 in the placebo group. Both differences were statistically significant. The mean daily dose of pramipexole dihydrochloride monohydrate during the maintenance period was 3.8 mg/day.

The difference in mean daily dose between males and females was less than 10%. Patients >75 years (N= 26) received the same mean daily dose as younger patients.

The second early Parkinson's disease study was a double-blind, placebo-controlled parallel trial which evaluated dose-response relationships. It consisted of a 6-week dose escalation period and a 4-week maintenance period. A total of 264 patients were enrolled. Patients could be on selegiline, anticholinergics, amantadine, or any combination of these, but not on levodopa products. Patients were randomized to 1 of 4 fixed doses of pramipexole dihydrochloride monohydrate (1.5 mg, 3.0 mg, 4.5 mg, or 6.0 mg per day) or placebo. No dose-response relationship was demonstrated. The between treatment differences on both parts of the UPDRS were statistically significant in favour of pramipexole dihydrochloride monohydrate at all doses.

In both studies in early Parkinson's disease patients, no differences in effectiveness were detected based upon age or gender. Patients receiving selegiline or anticholinergics had responses similar to patients not receiving these drugs.

To date, results comparing pramipexole dihydrochloride monohydrate to levodopa are not available.

#### Studies in patients with advanced Parkinson's disease

In the advanced Parkinson's disease study, the primary assessments were the UPDRS and daily diaries that quantified amounts of "on" and "off" times.

Patients (N=181 on pramipexole dihydrochloride monohydrate, N=179 on placebo) had a mean disease duration of 9 years, had been exposed to levodopa for a mean of 8 years, received concomitant levodopa during the trial and had "on-off" periods. Patients could additionally be on selegiline, anticholinergics, amantadine, or any combination of these. The study consisted of a 7-week dose-escalation period and a 6-month maintenance period. Patients treated with pramipexole dihydrochloride monohydrate had a starting dose of 0.375 mg/day and were titrated to a maximally tolerated dose but no higher than 4.5 mg/day, administered in three divided doses. At the end of the 6-months maintenance period, the mean improvement from baseline on the UPDRS part II (ADL) score was 2.7 in the pramipexole dihydrochloride monohydrate group and 0.5 in the placebo group. The mean improvement from baseline on the UPDRS part III (motor) score was 5.6 in the pramipexole dihydrochloride monohydrate group and 2.8 in the placebo group. Both differences were statistically significant. The mean daily dose of pramipexole dihydrochloride monohydrate during the maintenance period was 3.5 mg/day. The dose of levodopa could be reduced if dyskinesia or hallucinations developed. Levodopa dose reduction occurred in 76% and 54% of pramipexole dihydrochloride monohydrate and placebo-treated patients, respectively. On average, the percent decrease was 27% in the pramipexole dihydrochloride monohydrate group and 5% in the placebo group.

In females the mean daily dose was approximately 10% lower than in male patients. Patients aged over 75 years (N=24) had approximately a 10% lower dose than younger patients.

The mean number of "off" hours per day during baseline was approximately 6 hours for both groups. Throughout the trial, patients treated with pramipexole had a mean "off" period of approximately 4 hours, while the duration of "off" periods remained essentially unchanged in the placebo-treated subjects.

No differences in effectiveness were detected based upon age or gender.

**Restless Legs Syndrome:**

The efficacy of pramipexole dihydrochloride monohydrate tablets in the treatment of Restless Legs Syndrome (RLS) was evaluated in a multinational drug development program consisting of 4 randomized, double-blind, placebo-controlled trials. This program included approximately 1000 patients with moderate to severe RLS; patients with RLS secondary to other conditions (e.g., pregnancy, renal failure, and anaemia) were excluded. All patients were administered pramipexole dihydrochloride monohydrate tablets (0.125 mg, 0.25 mg, 0.5 mg, or 0.75 mg) or placebo once daily 2-3 hours before going to bed. Across the 4 studies, the mean duration of RLS was 4.6 years (range of 0 to 56 years), mean age was approximately 55 years (range of 18 to 81 years), and approximately 66 % of patients were women.

The two outcome measures used to assess the effect of treatment were the International RLS Rating Scale (IRLS Scale) and a Clinical Global Impression - Improvement (CGI-I) assessment. The IRLS Scale contains 10 items designed to assess the severity of sensory and motor symptoms, sleep disturbance, daytime somnolence, and impact on activities of daily living and mood associated with RLS. The range of scores is 0 to 40, with 0 being absence of RLS symptoms and 40 the most severe symptoms. The CGI-I is designed to assess clinical progress (global improvement) on a 7-point scale.

In Study 1, fixed doses of pramipexole dihydrochloride monohydrate tablets were compared to placebo in a study of 12 weeks duration. A total of 344 patients were randomized equally to the 4 treatment groups. Patients treated with pramipexole dihydrochloride monohydrate tablets (n=254) had a starting dose of 0.125 mg/day and were titrated to one of the three randomized doses (0.25, 0.50, 0.75 mg/day) in the first three weeks of the study. The mean improvement from baseline on the IRLS Scale total score and the percentage of CGI-I responders for each of the pramipexole dihydrochloride monohydrate tablets treatment groups compared to placebo are summarized in Table 7.

All treatment groups reached statistically significant superiority compared to placebo for both endpoints. There was no clear evidence of a dose-response across the 3 randomized dose groups.

**Table 7: Mean changes from baseline to Week 12 IRLS Score and CGI-I**

	<b>Pramipexole dihydrochloride monohydrate 0.25 mg</b>	<b>Pramipexole dihydrochloride monohydrate 0.5 mg</b>	<b>Pramipexole dihydrochloride monohydrate 0.75 mg</b>	<b>Pramipexole dihydrochloride monohydrate total</b>	<b>Placebo</b>
No. of patients	88	79	87	254	85
IRLS Score	-13.1	-13.4	-14.4	-13.6	-9.4
CGI-I responders*	74.7%	68%	72.9%	72%	51.2%

\*CGI-I responders = “much improved” and “very much improved”

Study 2 was a randomized-withdrawal study, designed to demonstrate the sustained efficacy of pramipexole for treatment of RLS after a period of six months. RLS patients who responded to pramipexole dihydrochloride monohydrate tablets treatment in a preceding 6-month open label

treatment phase (defined as having a CGI-I rating of “very much improved” or “much improved” compared to baseline and an IRLS score of 15 or below) were randomized to receive either continued active treatment (n=78) or placebo (n=69) for 12 weeks. The primary endpoint of this study was time to treatment failure, defined as any worsening on the CGI-I score along with an IRLS Scale total score above 15.

In patients who had responded to 6-month open label treatment with pramipexole dihydrochloride monohydrate tablets, the administration of placebo led to a rapid decline in their overall conditions and return of their RLS symptoms. At the end of the 12-week observation period, 85% of patients treated with placebo had failed treatment, compared to 21% treated with blinded pramipexole, a difference that was highly statistically significant. The majority of treatment failures occurred within 10 days of randomization. For the patients randomized, the distribution of doses was: 7 on 0.125 mg, 44 on 0.25 mg, 47 on 0.5 mg, and 49 on 0.75 mg.

Study 3 was a 6-week study, comparing a flexible dose of pramipexole dihydrochloride monohydrate to placebo. In this study, 345 patients were randomized in a 2:1 ratio to pramipexole dihydrochloride monohydrate tablets or placebo. The mean improvement from baseline on the IRLS Scale total score was -12 for pramipexole dihydrochloride monohydrate tablets-treated patients and -6 for placebo-treated patients. The percentage of CGI-I responders was 63% for pramipexole dihydrochloride monohydrate tablets-treated patients and 32% for placebo-treated patients. The between-group differences were statistically significant for both outcome measures. For the patients randomized to pramipexole dihydrochloride monohydrate tablets, the distribution of achieved doses was: 35 on 0.125 mg, 51 on 0.25 mg, 65 on 0.5 mg, and 69 on 0.75 mg.

Study 4 was a 3-week study, comparing 4 fixed doses of pramipexole dihydrochloride monohydrate, 0.125 mg, 0.25 mg, 0.5 mg, and 0.75 mg, to placebo. Approximately 20 patients were randomized to each of the 5 dose groups. The mean improvement from baseline on the IRLS Scale total score and the percentage of CGI-I responders for each of the pramipexole dihydrochloride monohydrate tablets treatment groups compared to placebo are summarized in Table 8. In this study, the 0.125 mg dose group was not significantly different from placebo. On average, the 0.5 mg dose group performed better than the 0.25 mg dose group, but there was no difference between the 0.5 mg and 0.75 mg dose groups.

**Table 8: Mean changes from baseline to week 3 in IRLS Score and CGI-I (Study 4)**

	<b>Pramipexole dihydrochloride monohydrate 0.125 mg</b>	<b>Pramipexole dihydrochloride monohydrate 0.25 mg</b>	<b>Pramipexole dihydrochloride monohydrate 0.5 mg</b>	<b>Pramipexole dihydrochloride monohydrate 0.75 mg</b>	<b>Pramipexole dihydrochloride monohydrate total</b>	<b>Placebo</b>
No. of patients	21	22	22	21	86	21
IRLS Score	-11.7	-15.3	-17.6	-15.2	-15.0	-6.2
CGI-I responders*	61.9%	68.2%	86.4%	85.7%	75.6%	42.9%

\*CGI-I responders = “much improved” and “very much improved”

No differences in effectiveness based on age or gender were detected. There were too few non-Caucasian patients to evaluate the effect of race.

## DETAILED PHARMACOLOGY

### Receptor binding studies

Preclinical studies, which compared the relative pharmacological activities and receptor binding affinities (displacement of [<sup>3</sup>H]spiroperidol) of the pramipexole racemate and its optical isomers, showed the levorotational (-) enantiomer to be more potent.

Studies with cloned human receptors, expressed in cultured Chinese hamster ovary (CHO) cells, indicate that, within the recently discovered D2 receptor subfamily, pramipexole binds with highest affinity to the D3 subtype ( $K_i = 0.5$  nM). Pramipexole has approximately a 5- to 10-fold preferential affinity for the D3 receptor when compared to its affinities for the high affinity forms of the D2S, D2L and D4 subtypes ( $K_i$  values: 3.3, 3.9 and 5.1 nM, respectively). As is true for other dopamine agonists, exposure of the receptor to a non-hydrolyzable analog of GTP decreases the affinity of pramipexole for the cloned D3 receptor much less than it does for the cloned D2 or D4 subtypes. The small GTP-shift for agonists of the D3 receptor site is an indication of the weak coupling of this receptor to the G-protein second messenger system in CHO cells.

Besides binding to the dopamine-D2 receptor subfamily, pramipexole has a low affinity for  $\alpha_2$  adrenoreceptors and a very low affinity for histamine H2 and serotonin 5-HT1A receptors. Its affinity for other dopaminergic, adrenergic, histaminergic, serotonergic, cholinergic, glutamatergic, adenosine and benzodiazepine receptors is negligible or undetectable.

Receptor binding autoradiography with [<sup>3</sup>H] pramipexole (5 nM, 62 Ci/mmol) was used to evaluate the distribution of pramipexole binding sites within the rat brain. The highest concentrations of [<sup>3</sup>H] pramipexole binding sites were found in the Islets of Calleja, previously reported to contain D3, but not D2 or D4 mRNA. [<sup>3</sup>H] Pramipexole binding was also high in other mesolimbic areas, such as the nucleus accumbens, olfactory tubercle, and amygdala. [<sup>3</sup>H]Pramipexole binding was also high in caudate, although slightly less than in mesolimbic areas. Striatal areas have higher D2:D3 mRNA ratios than do mesolimbic regions. Fewer [<sup>3</sup>H] pramipexole binding sites were found in VTA and substantia nigra, areas rich in cell bodies for dopamine neurons. Although it is likely that much of this [<sup>3</sup>H] pramipexole binding reflects D2 receptors, the relatively high mesolimbic binding could reflect the preferential affinity pramipexole has for the D3 receptor subtype.

### Animal Studies

#### Antagonism of Reserpine-Induced Akinesia

Reserpine treatment leads to depletion of monoamines, including dopamine. Animals so treated are essentially akinetic, but can be activated by dopamine agonists.

Pramipexole, (30  $\mu\text{mol/kg}$  = 9 mg/kg IP) stimulated locomotor activity in reserpinized mice. These data are consistent with a pramipexole-induced stimulation of postsynaptic dopamine receptors in the basal ganglia.

#### Antagonism of Haloperidol-Induced Catalepsy

The dopamine receptor antagonist haloperidol induces hypomotility, rigidity, and catalepsy in the rat. The cataleptic behaviour is regarded to be highly predictive of neuroleptic-induced Parkinson like extrapyramidal side effects.

In one study, rats were injected with haloperidol, 1 mg/kg. Rats were considered cataleptic if they maintained a position with their forepaws elevated on a 6 to 8 cm high rod for at least 30 seconds two hours after haloperidol. Pramipexole dose-dependently suppressed catalepsy, with an ED50 of 4.4 mg/kg SC.

In a second study, catalepsy, produced by 5  $\mu\text{mol/kg}$  SC (=2 mg/kg) of haloperidol, was scored by measuring the time rats remained with their forepaws on a squared wooden cube. Pramipexole (50  $\mu\text{mol/kg}$  = 15.1 mg/kg) readily blocked the catalepsy.

#### Rotational Behaviour in 6-Hydroxydopamine (6-OHDA) Lesioned Rats

When 6-OHDA is injected unilaterally into the medial forebrain bundle of rats, a selective degeneration of presynaptic dopaminergic neurons occurs; rendering the animals essentially hemi-Parkinsonian. The postsynaptic neurons at the site of the lesion become hypersensitive to dopamine agonists. When dopamine agonists are administered to lesioned rats, a contralateral rotational behaviour can be observed. The number of rotations is evaluated in a rotameter.

In an initial study, pramipexole and, for comparison, apomorphine was tested in doses of 0.01 to 0.1 mg/kg. The D1- and D2-selective dopamine antagonists, SCH 23390 and haloperidol, respectively, were used to determine the subfamily of receptors involved. All compounds were administered SC.

Both pramipexole (ED50 0.026 mg/kg, maximum effect 80 to 140 minutes after administration) and apomorphine (ED50 0.030 mg/kg, maximum effect 5 to 65 minutes after administration) induced contralateral turning behaviour in 6-OHDA-lesioned rats. Whereas the effect of apomorphine ceased after 80 minutes, pramipexole was effective throughout the recording period of 2 hours.

Pretreatment with 0.05 mg/kg of haloperidol markedly attenuated the effect of pramipexole (0.05 mg/kg). The very high dose of 2 mg/kg of SCH 23390 also inhibited the effect, albeit to a smaller extent.

A second study confirmed the potent and long-lasting effects of pramipexole in this animal model of Parkinson's disease; maximal effects occurred with a dose of 0.3  $\mu\text{mol/kg}$  (=0.09 mg/kg) SC. Higher doses produced less effect.

#### MPTP-Induced Parkinsonian Symptoms in Rhesus Monkeys

MPTP (n-methyl-4-phenyl-1,2,3,6-tetrahydropyridine) is a highly selective neurotoxin which destroys the dopamine cell bodies in the zona compacta of the substantia nigra. The chronic

dopamine depletion in the substantia nigra, results in a syndrome which resembles severe Parkinsonism, observed in patients. The effect of MPTP is irreversible. Due to chronic denervation, the postsynaptic dopamine D2 receptors become hypersensitive. A presynaptic action of a compound in the substantia nigra is excluded in this model because the presynaptic neurons have been destroyed.

Pramipexole (0.03 to 0.1 mg/kg IM) dose-dependently reversed the Parkinson-like symptoms in MPTP-treated rhesus monkeys. The dose which antagonized the symptoms in 50% of the animals (ED50) was 0.045 mg/kg IM. A dose of 0.06 mg/kg was effective in all animals. The animals' locomotor activity, recorded with an electronic device mounted on their arm, returned to normal and did not exceed that of monkeys not pretreated with MPTP. Stereotyped movements, abnormal excitation, salivation, or sedation were not observed in the dose range tested. A dose of 0.1 mg/kg IM was effective for more than 5h.

In another study, oral doses of 0.05 to 0.1 mg/kg of pramipexole were evaluated in MPTP treated rhesus monkeys. At a dose of 0.075 mg/kg, the compound completely reversed the Parkinsonian symptoms. The duration of action varied between 5 and 24 hours.

## TOXICOLOGY

### Acute toxicity

The acute toxicity of pramipexole was studied in mice, rats, and dogs following oral and intravenous single doses. Administration of the pramipexole dose was followed by a 14 day observation period. Comparative lethality data are presented in the table below.

**Table 9 – Species Comparison of LD50**

<i>Strain</i>	<i>Initial Group</i>	<i>Route</i>	<i>Doses (mg/kg)</i>	<i>Approximate LD50 (95% Confidence Limits) mg/kg</i>
Studies in the Mouse				
Chbi: NMRI	5M, 5F	Oral	1400, 2000	M, F: 1700
Chbi: NMRI	5M, 5F	Intravenous	100, 125, 160, 200	M: 155 F: 188.3 (151.9 - 194.9) M, F: 168.8 (150.8 - 195.2)
Chbi: NMRI	5M, 5F	Intravenous	0, 70, 100 (in 20% PEG)  100 (in 0.9% saline)	In 20% PEG: M: 94.4 F: 87.9 M, F: 90.6  In 0.9% saline: There were no deaths, therefore no determination could be made
Studies in the Rat				
Chbb: THOM	5M, 5F	Oral	100, 200, 200, 400, 560, 800	M: >800 F: >548.0 M, F: >809.4
Chbb: THOM	5M, 5F	Intravenous	100, 140, 140, 180, 225	M, F: 210

<i>Strain</i>	<i>Initial Group</i>	<i>Route</i>	<i>Doses (mg/kg)</i>	<i>Approximate LD50 (95% Confidence Limits) mg/kg</i>
Studies in the Dog				
Chbi: Beagle	1M, 1F	Oral	0.001, 0.01, 0.1, 1.0	Not Determined
Chbi: Beagle	1M, 1F	Intravenous	0.001, 0.003, 0.005, 0.01	Not Determined

Clinical symptoms following acute dosing in rats and mice included ataxia, convulsions, dyspnoea, tachypnea, reduced motility, increased nervousness or hyperactivity. In dogs, oral and intravenous dosing resulted in frequent and prolonged vomiting.

### Long-term toxicity

The effects of long-term administration of pramipexole were evaluated in the rat, minipig, and monkey. Definitive studies have been summarized in Table 10.

Table 10 – Summary of Long-term Toxicity Studies

<i>Strain</i>	<i>Initial Group</i>	<i>Route</i>	<i>Doses (mg/kg/day)</i>	<i>Duration (weeks)</i>	<i>Results</i>
Rat Crl: (WI) BR	20 M, 20 F in control, 25 mg/kg groups 10 M, 10 F in other groups	Oral, gavage (in saline)	0, 0.5, 4, 25	13 weeks, with 8 week post-treatment follow-up for controls, 25 mg/kg group	<p>Unscheduled deaths occurred in 3 F controls, 1M, 1F at 4 mg/kg, 1M, 1F at 25 mg/kg, and in one moribund female at 0.5 mg/kg. The incidence and distribution of the unscheduled deaths was not dose or treatment related.</p> <p>Clinical signs included slight sedation in 0.5 mg/kg males and increased spontaneous activity in all other treated groups.</p> <p>Reduced body weight gain and increased water consumption was noted in males at 4 mg/kg, while the females of this group had increased food consumption, reduced blood cholesterol levels, increased ovarian weight, reduced spleen weight, histologically diagnosed increases in the size of corpora lutea and lipid depletion in the adrenal cortex.</p> <p>At 25 mg/kg all changes noted in the 4 mg/kg group occurred. In addition, water consumption was increased in males, with a corresponding increase in urine production. Also noted were a slight, reversible, relative rise in granulocytes with a corresponding decrease in lymphocytes in females (week 13); a decrease in serum cholesterol, triglycerides and phospholipids in both sexes, reduced serum fatty acid levels in males. Females also had reduced thymic weight, and retained uterine fluid was noted.</p> <p>There were no oculotoxic changes and no urinalysis changes attributable to treatment.</p> <p>All drug-induced findings were reversed by the end of the 8 week recovery period. The NOEL of pramipexole in rats as defined in this study was 0.5 mg/kg/day.</p>
Rat Chbb: THOM	20 M, 20 F	Oral, diet	0, 0.5, 3, 15	52 weeks	<p>There were 6 intercurrent deaths (2F controls, 2M at 0.5 mg/kg; 2 M, 1 F at 15 mg/kg) and 2 moribund sacrifices (1M control, 1 M at 15 mg/kg). The three high dose animals died during or after blood sampling.</p> <p>At 0.5 mg/kg, no toxic changes were noted. Pharmacological</p>



<i>Strain</i>	<i>Initial Group</i>	<i>Route</i>	<i>Doses (mg/kg/day)</i>	<i>Duration (weeks)</i>	<i>Results</i>
					<p>effects included increased diurnal and nocturnal activity, particularly in females. In females, increased feed intake with reduced body weight gain, slightly reduced serum cholesterol and triglycerides, slightly increased ovarian weight and a relative granulocytosis (neither of which was accompanied by relevant histopathological changes) were recorded.</p> <p>At 3 mg/kg, the same changes were noted, but to a greater degree. Food consumption, reduced body weight gain, slightly reduced triglycerides were also observed in males. In females, slight thrombocytopenia and slight elevated serum GPT, GOT, AP, and urea values were recorded. Ovarian weight was significantly increased, reflecting a mild to marked luteal enlargement seen histologically in 18 of 20 animals. In females only, absolute thymic weight was significantly reduced and adrenal weight nonsignificantly increased, without histological changes. Concurrent with a proliferation of the glandular epithelium in females of the mid and high dose groups, a change of the female-like tubuloalveolar morphology of the mammary gland to the typical male-like lobuloalveolar or mixed male/female lobuloalveolar/tubuloalveolar glandular pattern occurred. Secretory activity in the changed glandular pattern was inconspicuous and consistent with the prolactin-inhibiting effects of the compound. These changes are regarded as reflective of a physiological aspect of mammary development attributable to a hormonal imbalance induced by the prolactin-inhibitory effect of pramipexole combined with the prolonged duration of treatment. Mammary glands of the male rats were unaffected.</p> <p>At 15 mg/kg, all changes noted in the 3 mg/kg group were noted, to a more pronounced degree. The exception was increased food consumption in males, which remained comparable to controls in the high dose group. Additional observations in the high dose group included a haemorrhagic vaginal discharge, significantly increased adrenal weight in females; significantly decreased liver weight (with no accompanying histological changes) and esophageal dilatation/impaction in 2 of 20 males. Histologically, pyometra was recorded at a higher frequency in the 15 mg/kg/day group. Depletion of adrenocortical lipids and/or birefringent substances was diagnosed in a small number of females at 15 mg/kg.</p> <p>Chronic pharmacological examination established an increase in spontaneous activity in all treated animals (particularly marked in the 3 and 15 mg/kg groups) as well as an increase in nocturnal activity at 15 mg/kg.</p> <p>Mean plasma concentrations of pramipexole varied within two orders of magnitude. The dose-dependent increase in plasma concentrations was steeper in males than in females. Plasma levels at weeks 26 and 52 were higher in males than in females at 15 mg/kg/day in spite of the fact that drug-related signs were more marked in females.</p>

<b>Strain</b>	<b>Initial Group</b>	<b>Route</b>	<b>Doses (mg/kg/day)</b>	<b>Duration (weeks)</b>	<b>Results</b>
					The majority of findings were dose-related from 0.5 to 15 mg/kg/day and were consistent with the pharmacological properties of dopamine agonists. Under the conditions of the study, the toxic NOEL was 0.5 mg/kg/day.
Rat Chbb: THOM	10 M, 10 F	Intravenous	0, 0.2, 1, 10	5	<p>There were 7 intercurrent deaths - 3 M, 1 F at 0.2 mg/kg; 1 M, 2 F at 10 mg/kg. These deaths were not attributed to treatment with pramipexole.</p> <p>There were no treatment related differences in the incidence of clinical findings, ophthalmology, blood parameters, or urinalysis.</p> <p>Measurement of spontaneous activity at week 3 showed an increase lasting from 4 to 6 hours in low and mid dose animals and from 12 to 15 hours in high dose rats. Food consumption was reduced in rats at 10 mg/kg during the first week of the study. Treated animals showed a tendency to consume more feed. Water consumption was increased at 10 mg/kg.</p> <p>Spleen weight was decreased in males, reaching statistical significance for absolute and relative values only in the 1 mg/kg group. Ovarian weight and size were increased and thymus weight was decreased in females at 10 mg/kg. No treatment related histopathological changes were observed.</p> <p>In females at 10 mg/kg, a slight fall in cholesterol levels was noted; in the 10 mg/kg males, reduced triglyceride and potassium values and a slight rise in chloride levels were recorded.</p> <p>Based on the results of this study the toxic NOEL was approximately 1 mg/kg/day.</p>
Minipig Troll	3 M, 3 F 6 M, 6 F in 5 mg/kg group	Oral, diet	0, 0.3, 1, 5	13 8 week follow-up observation	<p>There were no unscheduled deaths during the study. Mild ataxia, tremors, hyperactivity, and piloerection were observed in all treated groups. Behavioural changes noted 1 hour after administration of 0.3 mg/kg or higher doses were considered to be a pharmacodynamic effect, occurring regularly only in the first few weeks of the study and lessening after 2 to 4 weeks. These signs were not dose dependent.</p> <p>A stagnation in body weight gain was noted in treated animals up to the 9<sup>th</sup> week of the study. Although the same amount of food was consumed by the treated minipigs and the controls, body weight gain was clearly reduced. It is doubtful that the substance-induced hyperactivity and increased motility of the animals is a sufficient explanation because the recovery group females did not show a clear increase in body weight gain with the cessation of dosing. The serous atrophy of the fatty tissue of the atrioventricular groove and of the fats cells in the bone marrow detected at autopsy and histopathologically in sows and one male pig is characteristic of animals in a poor nutritional state. Apart from a slight increase in the reticulocyte count in the animals at 5 mg/kg, in week 2, no other treatment-related or histopathological changes were seen. ECGs (weeks 2, 6, 12) revealed a decrease in heart rate</p>

<i>Strain</i>	<i>Initial Group</i>	<i>Route</i>	<i>Doses (mg/kg/day)</i>	<i>Duration (weeks)</i>	<i>Results</i>
					at 1 and 3 hours after ingestion of pramipexole. The rates decreased from pretreatment values by 16% to 35% (0.3 mg/kg), 17% to 32% (1 mg/kg) and 12% to 33% (5 mg/kg). These changes were considered to be a pharmacodynamic effect of the compound. Increased locomotion caused by pramipexole lasting for several hours was observed in all treated groups in weeks 4, 8, 10, and 11. Chronic pharmacology examinations (blood pressure and heart rate) of the 0.3 mg/kg supplemental groups (weeks 1, 5, 11) showed a decrease in systolic and diastolic blood pressure. Under the conditions of this study, a NOEL was not established.

A delay in sexual development (i.e., preputial separation and vaginal opening) was observed in rats. The relevance for humans is unknown.

## CARCINOGENICITY STUDIES

### Mouse

Pramipexole was administered to Chbb: NMRI mice, 50/sex/group for two years at drug-in-diet-doses of 0.3, 2, or 10 mg/kg/day. Two control groups received only powdered feed.

Plasma concentrations of pramipexole rose with increasing doses in an almost linear, or more steeply than linear, manner. On average, females had higher plasma levels than males.

No distinct, drug-related clinical effects were noted at 0.3 mg/kg/day, although this group had a tendency to consume less feed than the control groups. In the 2 and 10 mg/kg groups, lower body weights and a tendency for increased food and water consumption were noted. Increased spontaneous activity was noted in females at 2 mg/kg, and in both sexes at 10 mg/kg.

The following non-neoplastic changes were noted: increased incidence of fibro-osseous proliferative lesions in the femurs of treated females, decreased incidence of tubular atrophy in the testes of treated males. Increased haemopoietic activity was noted in the femoral bone marrow of females at 2 and 10 mg/kg.

With the exception of a nonsignificant decrease in hepatocellular adenomas in males in all treated groups, and statistically significant decreases in adrenal cortical adenomas in males at 10 mg/kg and malignant lymphomas in females at 2 and 10 mg/kg, the incidence of neoplastic changes was similar in treated and control animals.

Therefore, under the conditions of the study, no carcinogenic effect of the test compound could be established.

### Rat

Pramipexole was administered to Chbb:THOM rats, 50/sex/group, for two years by drug-in-diet, at doses of 0.3, 2, or 8 mg/kg/day. Two control groups received only vehicle (powdered feed).

Plasma concentrations of pramipexole increased almost proportionally with increasing dose.

The incidence of mortality (unscheduled deaths and sacrifices) was similar in the treated and two control groups.

Increased spontaneous activity was observed in females at 8 mg/kg. A dose-related, slight to marked decrease in body weight gain was observed in all treated groups, particularly in females. Food consumption was slightly decreased in males from all treated groups, but was moderately increased in females at 2 and 8 mg/kg.

An increased incidence of the following non-neoplastic changes was noted: Leydig cell hyperplasia in males at 2 and 8 mg/kg; large, prominent corpora lutea in females at 8 mg/kg; chronic suppurative inflammatory lesions and haemorrhages in the uteri of females at 2 and 8 mg/kg; change in normal glandular pattern in the mammary gland parenchyma in females at 2 and 8 mg/kg; retinal degeneration in males and females at 2 and 8 mg/kg; minimal to slight diffuse hepatocellular fatty change in females at 2 and 8 mg/kg. A treatment-related decrease in the incidence of focal/multifocal medullary hyperplasia of the adrenal gland and cystic changes of the mammary gland were observed in females at 2 and 8 mg/kg.

A statistically significant increase in the incidence of Leydig cell adenomas was noted in males at 2 and 8 mg/kg. The following neoplasms were significantly decreased in rats at 2 and 8 mg/kg: mammary gland neoplasia in females, pituitary adenomas in both sexes, total number of primary neoplasms in females. Additionally, a decrease in the incidence of benign adrenal medullary neoplasms was observed in female rats at 0.3, 2, and 8 mg/kg/day.

Although retinal degeneration was observed in albino rats given 2 or 8 mg/kg/day, no retinal degeneration was noted at the low dose of 0.3 mg/kg/day. No retinal degeneration was seen in the two year carcinogenicity study in mice at doses of 0.3, 2, or 10 mg/kg/day, in the one year drug-in-diet rat study at doses of 0.5, 3, or 15 mg/kg/day, or in any other study in any species. In investigative studies, the treatment of albino rats with pramipexole clearly reduced the rate of disk shedding from photoreceptor cells, suggesting a perturbation of the steady-state necessary for maintenance of membrane integrity. This change was associated with increased sensitivity of the retina of albino rats to the damaging effects of light. In contrast, pigmented rats exposed to the same levels of pramipexole and even higher intensities of light had absolutely no degeneration of any portion of the retina.

In conclusion, under the conditions of this study, apart from slight decreases in body weight gain, no drug-related adverse effects, including hyperplastic/neoplastic lesions, were recorded at the lowest dose of 0.3 mg/kg/day. Therefore, the NOAEL was 0.3 mg/kg/day.

## **Mutagenicity studies**

In a standard battery of *in vitro* and *in vivo* studies, pramipexole was found to be non-mutagenic and non-clastogenic.

## REPRODUCTION AND TERATOLOGY

### Reproduction and general fertility

Groups of 24 male and 24 female Chbb:THOM rats were administered pramipexole in distilled water at doses of 0 (vehicle), 0.1, 0.5, or 2.5 mg/kg/day. Males were treated for 10 weeks prior to mating and throughout copulation; females were treated 2 weeks prior to mating during the mating period, and during the gestation and lactation periods.

No treatment-related effects were observed in adults in the 0.1 mg/kg/day group. Additionally, no treatment-related effects were observed in the offspring in this group.

Rats in the 0.5 mg/kg/day group (particularly females) showed clinical signs of CNS excitation (agitation and constant running lasting 6 to 7 hours). Food consumption, body weight, mating, and pregnancy parameters were not affected. A dose of 2.5 mg/kg/day caused moderate to severe agitation in adults, associated with temporary retardation of body weight and food consumption. Treatment-related irregularities in the estrous cycle and/or the severe agitation observed over the treatment period in the 2.5 mg/kg/day group may have been connected to the longer mating performance and the high percentage (61%) of females which failed to become pregnant in this group. The high percentage of non-pregnant females may also have been due to an inhibition of prolactin secretion by pramipexole since the maintenance of functional corpora lutea and successful implantation are dependent upon prolactin.

In the 0.5 mg/kg group, litter parameters of the Cesarean-section group were unchanged, but in the spontaneous delivery group pup body weight development was delayed. While it was not possible to evaluate litter parameters for the Cesarean-section group at 2.5 mg/kg (only one dam produced living progeny), the few pups from the 2.5 mg/kg spontaneous delivery group weighed less at birth and had an even smaller weight increase during the rearing than the 0.5 mg/kg group. In both groups, a slight delay in opening of the eyes was observed. Effects observed in pups in the 0.5 and 2.5 mg/kg/day groups were believed to result from maternal toxicity.

Under the conditions of this study, pramipexole produced maternal toxicity at doses of 0.5 mg/kg/day and greater. There was no indication of impaired male fertility. No teratogenic effects were seen. Apart from retarded weight gain and a retardation in the maturation parameter 'opening of the eyes' in the mid- and high-dose pups, the fertility test on the F1 generation showed no impairments. The maximum no-effect dose was 0.1 mg/kg/day.

Due to the lower conception rate in rats administered 2.5 mg/kg/day in the above study; a second Segment I study was conducted. Pramipexole in distilled water was administered to rats at oral doses of 0 (vehicle) or 2.5 mg/kg/day to groups of 24 males at least 9 weeks before mating and during the mating period, and to groups of 24 females at least 2 weeks before mating and during the mating and gestation period as follows: Group 0 (vehicle control): males and females treated with distilled water; Group 1 (positive control): males and females treated with 2.5 mg/kg/day

pramipexole; Group 2: males treated with 2.5 mg/kg/day pramipexole, females with distilled water; and Group 3: males treated with distilled water, females with 2.5 mg/kg/day of pramipexole.

Slight toxic effects were noted in treated animals (temporary reduction in body weight gain in males, body weight loss in females at study initiation accompanied by decreased feed intake followed by overcompensation). Both sexes reacted with moderate to severe agitation, which lasted 8 hours or more after administration.

Although treated and untreated couples mated as expected, the number and percentage of pregnant dams were significantly reduced in treated females regardless of whether or not the male partners had been treated. The estrous cycle of about 50% of treated females was prolonged. Light microscopical examination of ovaries from treatment groups 1 and 3 showed an increase in the number of corpora lutea by 75% and 62.5%, respectively. A slight decrease in number of ovarian follicles (showing all stages of folliculogenesis) was noted. A significant ( $p < 0.001$ ) decrease in prolactin levels in all treated males and in eight out of 10 treated females after the administration of 2.5 mg/kg per day was found. The prolonged estrous cycle, the inhibition of nidation, and the increased number of corpora lutea were regarded as a consequence of the marked reduction in prolactin levels. No evidence of embryo/fetotoxicity or teratogenicity was noted.

Plasma levels taken two hours after the last administration showed concentrations of pramipexole in the range of 93 to 236 ng/mL (females) and 134 ng/mL (males).

In conclusion, under the conditions of this study, the effect of lowered fertility in females was clearly shown to be a consequence of female rather than male treatment with pramipexole.

### **Teratogenicity**

Groups of 36 female Chbb:THOM rats were administered pramipexole in distilled water at oral doses of 0 (vehicle), 0.1, 0.5 or 1.5 mg/kg/day from days 7 to 16 of gestation.

Treatment-related CNS stimulation and a dose-dependent decrease in food intake was observed at 0.5 and 1.5 mg/kg/day. In the majority of high-dose (1.5 mg/kg/day) dams (approximately 78%), there were early resorptions of the entire litter. All surviving pups developed normally. The embryotoxicity (resorptions) seen in the high-dose group were associated with predominantly pharmacodynamically-induced CNS effects (agitation and increased spontaneous activity) in the dams. Although a dose of 0.5 mg/kg/day also produced CNS symptoms in the dams, it did not cause embryo toxic or fetotoxic effects in the offspring. No teratogenicity was observed up to and including the high dose of 1.5 mg/kg/day.

Under the conditions of this study, the NOAEL for maternal toxicity was 0.1 mg/kg/day, the NOAEL for embryo-fetal toxicity was 0.5 mg/kg/day, and the teratogenic NOAEL was 1.5 mg/kg/day.

Groups of 18 mated female Chbb:HM rabbits were administered pramipexole in distilled water at oral doses of 0 (vehicle), 0.1, 1, or 10 mg/kg/day from day 6 to 18 of gestation. Fetuses were delivered by C-section on day 29.

Reversible excitation and restlessness after 3 to 4 days of treatment were observed at 10 mg/kg/day. Maternal toxicity was observed at 10 mg/kg per day (temporary dose-dependent weight loss or retarded weight gains, one intercurrent death after the third dose of 10 mg/kg probably due to shock-like cardiovascular collapse). Embryo/fetotoxicity or teratogenicity was not observed.

Under the conditions of this study, the NOAEL for maternal toxicity was 1 mg/kg/day and the embryo-/fetotoxic and teratogenic NOAEL was 10 mg/kg/day.

### **Peri-postnatal toxicity**

Groups of 24 pregnant Chbb:THOM rats were administered pramipexole in distilled water at oral doses of 0 (vehicle), 0.1, 0.5, or 1.5 mg/kg/day from day 16 of gestation through day 21 of parturition.

The low dose of 0.1 mg/kg/day was well tolerated. Doses of 0.5 and 1.5 mg/kg/day caused considerable agitation and hyperactivity, particularly in lactating rats. Slight maternal toxicity (decreased food consumption) was observed in the 1.5 mg/kg/day dose group. No effects on the duration of pregnancy were observed at any dose.

In the 3-week rearing phase, during which dams in the 0.5 and 1.5 mg/kg/day groups showed signs of great agitation, the body weight increase of pups in those groups was less than that of the controls, perhaps due to insufficient opportunity to suckle. There was no increase in pup mortality, and no fetotoxicity was observed.

The physiological behaviour of the pups during the rearing period and the marginal differences between a few behavioural and developmental parameters in the 0.5 and 1.5 mg/kg/day dose groups, show that despite the great state of excitement in the dams, the vast majority of pups developed normally. Only body weight, which was less (to a dose-dependent degree) than that of control animals, had not recuperated by the time the offspring reached sexual maturity). While the F1 females were lighter, there was no biologically relevant effect on mating and gestational parameters.

Under the conditions of this study the NOEL for maternal toxicity and fetal development was 0.1 mg/kg/day.

### **Local tolerance**

Pramipexole at a single dose of 100 mg or repeated doses of 0.05% to 0.5% for three days was not irritating to rabbit eyes. Doses of 0.00625% to 0.5% administered to rabbits for four weeks caused mild to moderated increased conjunctival secretion and isolated mild reddening. There was no concentration-effect relationship and findings were fully reversible. No treatment-related histopathological changes of dose-related systemic reactions were observed.

Pramipexole at a single dose of 0.5 g applied occlusively and semi-occlusively to the intact skin of male rabbits was not irritating. Repeated doses of 0.1 g applied to the skin of male rabbits under occlusion for 24-hour periods for five consecutive days was not irritating to intact skin but caused mild, reversible irritation to abraded skin.

A 0.1% injectable solution of pramipexole injected paravenously into the jugular vein was conditionally tolerated by rats. Single intravenous injections of pramipexole 0.1% solution into the marginal vein of the ear were tolerated by rabbits. Single intraarterial injections of pramipexole into the central artery of the ear were tolerated by rabbits.

A skin sensitization (Maximization Test) study in guinea pigs with pramipexole base resulted in a mild sensitizing potential based on sensitization rates of 25% (first challenge) and 20% (rechallenge). A skin sensitization (Modification of Beuhler Test) study in guinea pigs with pramipexole base as a CPA-patch formulation did not reveal any sensitizing potential.

A 0.1% pramipexole solution for injection added to freshly drawn citrated human blood had no haemolytic effect.

#### RETINOPATHY IN ALBINO RATS

(See Part I: [WARNINGS AND PRECAUTIONS.](#))



## REFERENCES

1. Bouthenet ML, Souil E, Martres MP, Sokoloff P, Giros B, Schwartz JC. Localization of a dopamine D3 receptor mRNA in the rat brain using in situ hybridization histochemistry: Comparison with dopamine D2 receptor mRNA. *Brain Res* 1991;564:203-219.
2. Carter AJ, Müller RE. Pramipexole, a dopamine D2 autoreceptor agonist, decreases the extracellular concentration of dopamine in vivo. *Eur J Pharmacol* 1991;200:65-72.
3. Ensinger HA, Mierau J, Schneider FJ, Hammer R. Effect of a GTP analogue on the binding of pramipexole to the cloned human dopamine receptor subtypes D2, D3, D4. *Neuroscience Abstracts* 1994;20:526.
4. Mierau J, Schingnitz G. Biochemical and pharmacological studies on pramipexole, a potent and selective dopamine D2 receptor agonist. *Eur J Pharmacol* 1992;215:161-170.
5. Mierau J, Schneider FJ, Ensinger HA, Chio CL, Lajiness ME, Huff RM. Pramipexole binding and activation of cloned and expressed dopamine D2, D3 and D4 receptors. *Eur J Pharmacol* 1995;290:29-36.
6. Piercey MF, Hoffmann WE, Smith MW, Hyslop DK. Inhibition of dopamine neuron firing by pramipexole, a D3 receptor -preferring agonist: Comparison to other dopamine receptor agonists. *Eur J Pharmacol* 1996; 312:35-44.
7. Sokoloff P, Giros B, Martres MP, Bouthenet ML, Schwartz JC. Molecular cloning and characterization of a novel dopamine receptor (D3) as a target for neuroleptics. *Nature* 1990;347:146-151.
8. Stock B, Spiteller G. Metabolism of antiparkinson drugs. An example of competitive hydroxylation. *Arzneimittelforschung* 1979;29(4):610-615. (R96-0702)

### Clinical:

9. Dalvi A, Ford B. Antiparkinson Agents: Clinically significant drug interactions and adverse effects, and their management. *CNS Drugs* 1998;9 (4):291-310.
10. El-Ad B, Korczyn AD. Disorders of excessive daytime sleepiness - an update. *J Neurol Sci* 1998; 153:192-202.
11. Factor SA, et al. Sleep disorders and sleep effect in Parkinson's disease. *Movement Disorders* 1990; 5:280-285.
12. Frucht S, et al. Falling asleep at the wheel: Motor vehicle mishaps in persons taking pramipexole and ropinirole. *Neurology* 1999; 52: 1908-1910.

13. Frucht S, et al. Sleep Episodes in Parkinson's Disease: A Wake-Up Call. *Movement Disorders* 2000; 15: 601-603.
14. Guttman M. (International Pramipexole-Bromocriptine Study Group). Double blind comparison of pramipexole and bromocriptine treatment with placebo in advanced Parkinson's disease. *Neurology* 1997;49:1060-1065.
15. Hauser R, et al. Pramipexole-Induced Somnolence and Episodes of Daytime Sleep. *Movement Disorders* 2000; 15: 658-663.
16. Health Canada. Antiparkinsonian drugs and "sleep attacks". *Canadian Adverse Drug Reaction Newsletter* Vol 11, No 2, *CMAJ* 2001; 164(7):1038-1041.
17. Hubble JP, Koller WC, Cutler NR et al. Pramipexole in patients with early Parkinson's disease. *Clin Neuropharmacol* 1995;18:338-347.
18. Kieburtz K, Shoulson I, McDermott M (Parkinson Study Group). Safety and efficacy of pramipexole in early Parkinson's disease. A randomized dose-ranging study. *JAMA*, 1997;278:125-130.
19. Lieberman A, Ranhosky A, Korts D. Clinical evaluation of pramipexole in advanced Parkinson's disease: Results of a double-blind, placebo-controlled, parallel-group study. *Neurology* 1997;49:162-168.
20. Novak M, Shapiro CM. Drug-induced sleep disturbances. *Drug safety* 1997; 16: 133-149.
21. *Reactions* 26 Feb 2000; 790: 2.
22. Schilling JC, Adamus WS, Palluk R. Neuroendocrine and side effect profile of pramipexole, a new dopamine receptor agonist, in humans. *Clin Pharmacol and Ther* 1992;51:541-548.
23. Shannon KM, Bennett JP. Jr, Friedman, JH. Efficacy of pramipexole, a novel dopamine agonist, as monotherapy in mild to moderate Parkinson's disease. *Neurology* 1997;49:724-728.
24. Wright CE. et al. Steady-state pharmacokinetic properties of pramipexole in healthy volunteers. *J Clin Pharmacol* 1997;37:520-525.
25. Guttman M, Kish S, Furukawa Y. Current concepts in the diagnosis and management of Parkinson's Disease. *CMAJ* 2003; 168(3):293-301.
26. McDonald WM, Richard IH, DeLong M. Prevalence, Etiology and Treatment of Depression in Parkinson's Disease. *Biol Psychiatry* 2003; 54:363-375.

27. Young R. Update on Parkinson's Disease. *AAFP* 1999; 59:2155-2169.
28. Montplaisir J, Nicolas A, Denesle R, Gomez-Mancilla B. Restless legs syndrome improved by pramipexole: a double-blind randomized trial. *Neurology* 1999;52(5):938-943. P99-01071
29. Thorpy M, Ehrenberg BL, Hening WA, Mahowald M, Malow BA, Phillips B, Richardson C, et al Restless legs syndrome: detection and management in primary care. *Am Fam Physician* 2000;62(1):108-114. P00-02722
30. Montplaisir J, Denesle R, Petit D. Pramipexole in the treatment of restless legs syndrome: a follow-up study. *Eur J Neurol* 2000;7(Suppl 1):27-31. P00-03046
31. Lin S, Kaplan J, Burger C, Fredrickson P. Effect of pramipexole in the treatment of resistant restless legs syndrome. *Mayo Clinic Proceedings*. 73(6):497-500, 1998 Jun.
32. Ferini-Strambi L, Restless legs syndrome augmentation and pramipexole treatment. *Sleep Medicine* 3(2002) S23-S25. P04-01098
33. Saletu M, Anderer P, Saletu-Zyhlarz G, Hauer C, Saletu B. Acute placebo-controlled sleep laboratory studies and clinical follow-up with pramipexole in restless legs syndrome. *Eur Arch Psychiatry Clin Neurosci* 2002;252:185-194 P02-07549
34. Montplaisir J, Nicolas A, Godbout R, Walters A. Restless legs syndrome and periodic limb movement disorder. *Principles and Practice of Sleep Medicine*, 3rd Edition, Kryger MH, Roth T, Dement WC (eds.), Philadelphia, Saunders, 2000:742-752. P03-08139
35. Silber MH, Girish M, Izurieta R Pramipexole in the management of restless legs syndrome: an extended study. *Sleep* 2003;26(7):819-821. P03-10632
36. Winkelman JW, Johnston L Augmentation and tolerance with long-term pramipexole treatment of restless legs syndrome (RLS). *Sleep Med* 2004;5(1):9-14. P04-02403
37. Phillips B. Movement disorders: a sleep specialist's perspective. Proc from a Symp 'The Neurology of Special Populations' Held at the 30th Ann Mtg of the Southern Clinical Neurological Society, Ixtapa, 20 Jan 2003. *Neurology* 2004;62(5)(Suppl 2):S9-S16. P04-03554
38. Garcia-Borreguero D, Odin P, Schwarz C. Restless legs syndrome: an overview of the current understanding and management. *Acta Neurol Scand* 2004;109(5):303-317. P04-07652

39. Silber MH, Ehrenberg BL, Allen RP, Buchfuhrer MJ, Earley CJ, Hening WA, Rye DB. An algorithm for the management of restless legs syndrome. *Mayo Clin Proc* 2004;79(7):916-922. P04-07894
40. Littner MR, Kushida C, Anderson WM, Bailey D, Berry RB, Hirshkowitz M, Kapen S, Kramer M, Lee-Chiong T, Li KK, Loubé DL, Morgenthaler T, Wise M. Practice parameters for the dopaminergic treatment of restless legs syndrome and periodic limb movement disorder. *Sleep* 2004;27(3):557-559. P04-09734
41. Ondo W, Romanyshyn J, Vuong KD, Lai D. Long-term treatment of restless legs syndrome with dopamine agonists. *Arch Neurol* 2004;61:1393-1397. P04-09811
42. Stiasny-Kolster K, Oertel WH. Low-dose pramipexole in the management of restless legs syndrome: an open label trial. *Neuropsychobiology* 2004;50(1):65-70. P04-10143
43. Hening WA, Walters AS, Rosen R, LeBroca C, Hirsch L, Dhar A, International RLS Study Group. The International RLS Study Group rating scale: a reliable and valid instrument for assessing severity of the restless legs syndrome. *Neurology* 2001;56(Suppl 3):A4 Abstr S02.001. R02-0195
44. Montplaisir J, Lapierre O, Warnes H, Pelletier G. The treatment of the Restless Legs Syndrome with or without periodic leg movements in sleep. *Sleep* 1992;15(5):391-395. R02-0202
45. Walters AS, International Restless Legs Synd. Validation of the International Restless Legs Syndrome Study Group rating scale for restless legs syndrome. *Sleep Med* 2003;4:121-132. R03-1146
46. Hening WA, Allen RP. Restless legs syndrome (RLS): the continuing development of diagnostic standards and severity measures. *Sleep Med* 2003;4:95-97 R03-1461
47. Garcia-Borreguero D. Augmentation: understanding a key feature of RLS. *Sleep Med* 2004;5:5-6. R04-0446
48. Rothdach AJ, Trenkwalder C, Haberstock J, Keil U, Berger K. Prevalence and risk factors of RLS in an elderly population: the MEMO study. *Neurology* 2000;54(5):1064-1068. R04-0954
49. Hening W, Walters AS, Allen RP, Montplaisir J, Myers A, Ferini-Strambi L. Impact, diagnosis and treatment of restless legs syndrome (RLS) in a primary care population: the REST (RLS epidemiology, symptoms, and treatment) primary care study. *Sleep Med* 2004;5:237-246. R04-2090

50. Abetz L, Allen R, Follet A, Washburn T, Earley C, Kirsch J, Knight H. Evaluating the quality of life of patients with restless legs syndrome. *Clin Ther* 2004;26(6):925-935. R04-2683
51. Phillips B, Young T, Finn L, Asher K, Hening WA, Purvis C. Epidemiology of restless legs symptoms in adults. *Arch Intern Med* 2000;160:2137-2141. R04-4652
52. MIRAPEX® (Pramipexole dihydrochloride) Tablets, Product Monograph, Boehringer Ingelheim (Canada) Ltd. Control No. 234378, Date of Revision: March 19, 2020.

## PART III: CONSUMER INFORMATION

Pr **ACT PRAMIPEXOLE**  
(Pramipexole Dihydrochloride Tablets)

This leaflet is part III of a three-part "Product Monograph" published when ACT PRAMIPEXOLE was approved for sale in Canada and is designed specifically for Consumers. This leaflet is a summary and will not tell you everything about ACT PRAMIPEXOLE. Contact your doctor or pharmacist if you have any questions about the drug.

### ABOUT THIS MEDICATION

#### What the medication is used for:

ACT PRAMIPEXOLE is used to treat early and late stage Parkinson's disease. ACT PRAMIPEXOLE provides relief of signs and symptoms of Parkinson's disease. Signs and symptoms of the disease include: shaking (tremor), slowness in performing activities of daily living (bradykinesia), muscle stiffness (rigidity) and mood changes (depression). In late stage Parkinson's disease, ACT PRAMIPEXOLE will be used in combination with levodopa.

ACT PRAMIPEXOLE is used to treat the symptoms of moderate to severe Restless Legs Syndrome (RLS) which occurs for unknown reasons. Signs and symptoms of RLS include: an urge to move the legs, usually accompanied or caused by uncomfortable and unpleasant leg sensations; symptoms begin or worsen during periods of rest or inactivity; symptoms are partially or totally relieved by movement (walking or stretching) at least as long as the activity continues; symptoms are worse or occur only in the evening or night. You may also experience difficulty falling asleep or occasional jerky legs and/or arms during sleep.

#### What it does:

ACT PRAMIPEXOLE belongs to a group of medicines known as "dopamine agonists". ACT PRAMIPEXOLE improves some of the chemical imbalance in the part of the brain affected by Parkinson's disease or possibly, Restless Legs Syndrome.

#### When it should not be used:

If you are allergic to pramipexole dihydrochloride monohydrate, or any of the nonmedicinal ingredients of the product (see list below). ACT PRAMIPEXOLE is not recommended for children under 18 years of age.

#### What the medicinal ingredient is:

Pramipexole dihydrochloride monohydrate

#### What the non-medicinal ingredients are:

Colloidal silicon dioxide, magnesium stearate, mannitol, povidone, starch (corn).

#### What dosage forms it comes in:

0.25 mg, 0.5 mg, 1.0 mg, and 1.5 mg tablets.

### WARNINGS AND PRECAUTIONS

**You are warned of a sudden onset of sleep condition and the strong desire to sleep which may occur without warning, while taking ACT PRAMIPEXOLE. You should not drive, operate machinery or engage in activities that require alertness, as you may put yourself and others at risk of serious injury or death. This sudden onset of sleep condition has also been reported in patients taking other anti-Parkinson drugs of the same class.**

Studies of people with Parkinson's disease show that they may be at an increased risk of developing melanoma (a form of skin cancer) when compared to people without Parkinson's disease. It is not known if this problem is associated with Parkinson's disease or the drugs used to treat Parkinson's disease.

ACT PRAMIPEXOLE is one of the drugs used to treat Parkinson's disease; therefore, patients treated with ACT PRAMIPEXOLE should have periodic skin examinations.

Patients and caregivers should be made aware of the fact that:

- abnormal behaviour such as pathological gambling, increased sexual desire, excessive sexual activity, compulsive shopping or binge eating have been reported. Those changes have also been reported in patients taking other anti-Parkinson drugs of the same class.
- there is a risk in patients with Parkinson's disease and Restless Legs Syndrome of thoughts or feelings related to suicide (thinking about or feeling like killing yourself) and suicide action (suicide attempt, completed suicide). This risk may still be there even if patients see an improvement in their condition.
- you should not reduce your prescribed dose or stop ACT PRAMIPEXOLE without checking with your physician, as you may experience a set of withdrawal symptoms (called dopamine agonist withdrawal syndrome). Tell your doctor if you experience symptoms such as depression, apathy, anxiety, fatigue, sweating, panic attacks, insomnia, irritability or pain after stopping or reducing ACT PRAMIPEXOLE dose. If the problem persists more than a few weeks, your doctor may need to adjust your dose.
- you should not stop suddenly or reduce the doses of anti-Parkinson medications, including ACT PRAMIPEXOLE, without checking with your physician. If you suddenly stop ACT PRAMIPEXOLE you may experience symptoms similar to a neurological disorder (Neuroleptic Malignant Syndrome). The symptoms may be serious and include fever, muscle stiffness, confusion, unstable blood pressure, increased heart beat and depressed level of consciousness (e.g. coma).

BEFORE you use ACT PRAMIPEXOLE talk to your doctor or pharmacist if you:

- have any health problems, especially kidney problems

or blood pressure problems;

- have any unusual conditions related to your eyes or eyesight;
- have previously taken pramipexole dihydrochloride tablets and became unwell;
- have any allergies or reactions to foods or drugs;
- are pregnant or intend to become pregnant;
- are breast feeding;
- are taking any other medications, including any drugs you can buy without a prescription;
- have any psychotic disorders;
- drive a vehicle or perform hazardous tasks during your work.

## INTERACTIONS WITH THIS MEDICATION

Other medications may be affected by ACT PRAMIPEXOLE or may affect how ACT PRAMIPEXOLE works. Do not take any other medication, including over-the-counter medications or herbal products unless your doctor tells you to. Tell any other doctor, dentist or pharmacist who you talk to that you are taking ACT PRAMIPEXOLE.

Drugs that may interact with ACT PRAMIPEXOLE include:

- Levodopa/carbidopa (used to treat Parkinson's disease). Pramipexole dihydrochloride tablets may increase the frequency of hallucinations;
- Amantadine (used to treat Parkinson's disease and used to treat viral infections);
- Drugs used to treat ulcers (such as cimetidine and ranitidine);
- Drugs used to treat high blood pressure and chest pain (such as diltiazem and verapamil);
- Triamterene (used to treat fluid retention in people with heart failure);
- Quinidine (used to treat heart rhythm conditions);
- Quinine (used to treat malaria);
- Antipsychotic medications (dopamine antagonists) such as phenothiazines, butyrophenones, thioxanthenes and metoclopramide). Pramipexole dihydrochloride tablets can make your psychotic symptoms worse;
- Avoid alcohol or other sedatives while taking ACT PRAMIPEXOLE.

## PROPER USE OF THIS MEDICATION

### Usual Adult dose:

#### **Parkinson's disease**

Take ACT PRAMIPEXOLE in equal doses, three times daily as prescribed by your doctor. Dosages should be increased gradually from a starting dose of 0.125 mg three times daily

and should not be increased more frequently than every 5 to 7 days. It is important that your doctor increases your dosage of ACT PRAMIPEXOLE gradually to avoid side effects and to achieve the best therapeutic effect. Your dose will probably change each week until your doctor and you decide what the best dose is for you. Make sure that you only use the tablet strength that your doctor has prescribed. The maximal recommended dose of ACT PRAMIPEXOLE is 4.5 mg per day. Lower doses are recommended for patients with kidney disease.

**\*ACT PRAMIPEXOLE is NOT available in 0.125 mg strength**

Your doctor may decide to lower your dose of levodopa to prevent excessive side effects and to make sure that you are getting the best results from both drugs. Pay close attention to your doctor's instructions and never change the dose of either drug yourself.

You should not change the dose or discontinue treatment with ACT PRAMIPEXOLE without the recommendation of your doctor.

You may take ACT PRAMIPEXOLE without food or with food if you find that you feel sick to your stomach while taking the tablets.

### **Restless Legs Syndrome**

The recommended starting dose of pramipexole dihydrochloride monohydrate tablets is 0.125 mg taken once daily (2-3 hours before bedtime) as prescribed by your doctor. If it is required, your doctor may change the dose every 4-7 days to achieve the best therapeutic effect. Tablets should be swallowed with water, and can be taken either with or without food. The maximal recommended dose of ACT PRAMIPEXOLE is 0.50 mg per day.

Do not stop taking ACT PRAMIPEXOLE suddenly, as this may result in worsened RLS symptoms. Talk to your doctor about slowly stopping the medication if necessary.

### **Overdose:**

If you accidentally take too many tablets, you should get medical help immediately; either by calling your doctor, the regional Poison Control Centre or by going to the nearest hospital (do not drive yourself). Always take the labelled medicine container with you whether or not there are any ACT PRAMIPEXOLE tablets left.

If you think you have taken too much ACT PRAMIPEXOLE contact your healthcare professional, hospital emergency department or regional Poison Control Centre immediately, even if there are no symptoms.

### **Missed Dose:**

If you forget to take a dose, take it as soon as you remember, then carry on as before. However, if it is almost time for your next dose, skip the dose you missed and take the next dose

when you are supposed to. Do not take more than one dose at a time.

ACT PRAMIPEXOLE has been prescribed for you. Do not give these tablets to anyone else, even if you think they have the same condition as you.

**SIDE EFFECTS AND WHAT TO DO ABOUT THEM**

You should be aware that prescription medicines carry some risks and that all possible risks may not be known at this stage. Discuss with your doctor the risks of taking ACT PRAMIPEXOLE against the expected benefits.

If you do experience any unusual or unwanted effects while you are taking ACT PRAMIPEXOLE, be sure to tell your doctor. It is important that he/she knows of any unwanted effects to determine the best dose of ACT PRAMIPEXOLE for you.

- ACT PRAMIPEXOLE may cause unwanted effects such as nausea, constipation, sleepiness, dizziness, dream abnormalities, amnesia (memory loss), fatigue, muscle weakness, restlessness, weight decrease, including decreased appetite, weight increased, hiccups, accidental injury, confusion, increase in cholesterol, aggressive behaviour, pneumonia, abnormal behaviour (reflecting symptoms of impulse control disorders and compulsions), overeating, headache, hyperkinesia (unusually overactive), dystonia (inability of keeping your body and neck straight and upright (axial dystonia)), in particular flexion of the head and neck (also called antecollis), forward bending of the lower back (also called camptocormia) or sideways bending of the back (also called pleurothotonus or Pisa Syndrome), fainting, visual impairment, including double vision, vision blurred and visual acuity reduced, shortness of breath, vomiting, heart failure, and peripheral oedema (swelling of hands, ankles or feet).
- ACT PRAMIPEXOLE does not usually affect people's normal activities. However, some people may feel dizzy or sleepy while taking ACT PRAMIPEXOLE, especially during the first few weeks of treatment.
- If you are taking ACT PRAMIPEXOLE for RLS you may notice an increase in your symptoms in the early morning or the afternoon/early evening hours. If this happens, please let your doctor know.

**SERIOUS SIDE EFFECTS AND WHAT TO DO ABOUT THEM**

Symptom / effect	Talk to your healthcare professional	Stop taking drug and
------------------	--------------------------------------	----------------------

		Only if severe	In all cases	get immediate medical help
<b>Common</b>	Dyskinesia (Difficulty performing voluntary movements)		✓	
	Hallucinations (see, hear, smell, taste or feel something that is not there)		✓	
	Insomnia (Difficulty falling asleep)		✓	
	Low blood pressure with dizziness when rising to a sitting or standing position. You may feel sick, light-headed, faint or you may sweat.		✓	
<b>Uncommon</b>	Behavioural changes such as compulsive gambling, compulsive shopping, changes in sexual desire or sexual activity, increased eating		✓	
	Delusion (a false belief, despite incontrovertible evidence, that something is false)		✓	
	Paranoia (unrealistic and excessive anxiety and worry)		✓	
	Sudden onset of sleep and the strong desire to sleep		✓	
	Hypersensitivity (allergic reaction) with symptoms such as: red, itchy swellings on the skin, swelling of the face, lips, mouth, tongue or throat, difficulty swallowing or breathing, rash or intense itching.			



<b>SERIOUS SIDE EFFECTS AND WHAT TO DO ABOUT THEM</b>				
Symptom / effect		Talk to your healthcare professional		Stop taking drug and get immediate medical help
		Only if severe	In all cases	
<b>Not known</b>	Dopamine Agonist Withdrawal Syndrome (DAWS): depression, apathy, anxiety, fatigue, sweating, panic attacks, insomnia, irritability or pain may occur after stopping or reducing dose.		✓	

**Do not be alarmed by this list of possible side effects. You may not experience any of them.**

***This is not a complete list of side effects. For any unexpected effects while taking ACT PRAMIPEXOLE, contact your doctor or pharmacist immediately, so that these effects may be properly addressed.***

### HOW TO STORE IT

- Keep this drug away from light and moisture.
- ACT PRAMIPEXOLE should be stored between 15 and 25°C.
- The expiry date of this medicine is printed on the label. Do not use the medicine after this date.
- Keep this drug out of reach and sight of children.

### Reporting Side Effects

You can report any suspected side effects associated with the use of health products to Health Canada by:

- Visiting the Web page on Adverse Reaction Reporting (<https://www.canada.ca/en/health-canada/services/drugs-health-products/medeffect-canada/adverse-reaction-reporting.html>) for information on how to report online, by mail or by fax; or
- Calling toll-free at 1-866-234-2345.

*NOTE: Contact your health professional if you need information about how to manage your side effects. The Canada Vigilance Program does not provide medical advice.*

### MORE INFORMATION

#### If you want more information about ACT PRAMIPEXOLE:

- Talk to your healthcare professional
- Find the full Product Monograph that is prepared for healthcare professionals and includes this Consumer Information by visiting the Health Canada website (<https://health-products.canada.ca/dpd-bdpp/index-eng.jsp>); the manufacturer's website <http://www.tevacanada.com>; or by calling 1-800-268-4127 ext. 3; or email [druginfo@tevacanada.com](mailto:druginfo@tevacanada.com).

This leaflet was prepared by:  
 Teva Canada Limited  
 30 Novopharm Court  
 Toronto, Ontario  
 M1B 2K9  
 Canada

[www.tevacanada.com](http://www.tevacanada.com)

Last Revised: November 18, 2022