

PRODUCT MONOGRAPH
INCLUDING PATIENT MEDICATION INFORMATION

Pr **AYBINTIO**[®]

Bevacizumab for injection

100 mg and 400 mg vials (25 mg/mL, solution for injection)

Antineoplastic

AYBINTIO, indicated for:

- Metastatic Colorectal Cancer (mCRC)
- Locally Advanced, Metastatic or Recurrent Non-Small Cell Lung Cancer (NSCLC)
- Platinum-Sensitive Recurrent Epithelial Ovarian, Fallopian Tube and Primary Peritoneal Cancer
- Platinum-Resistant Recurrent Epithelial Ovarian, Fallopian Tube and Primary Peritoneal Cancer
- Malignant Glioma (WHO Grade IV) - Glioblastoma

has been issued market authorization without conditions.

Manufactured by:
Samsung Bioepis Co., Ltd.
76, Songdogyoyuk-ro,
Yeonsu-gu, Incheon
Republic of Korea
21987

Date of Initial Authorization:
November 30, 2021

Date of Revision:
January 30, 2023

Distributed by:
Organon Canada Inc.
16766 route Transcanadienne
Kirkland, QC H9H 4M7

Submission Control Number: 267861

RECENT MAJOR LABEL CHANGES

N/A

TABLE OF CONTENTS

Sections or subsections that are not applicable at the time of authorization are not listed.

RECENT MAJOR LABEL CHANGES	2
TABLE OF CONTENTS	2
PART I: HEALTH PROFESSIONAL INFORMATION	4
1 INDICATIONS	4
1.1 Pediatrics	5
1.2 Geriatrics.....	5
2 CONTRAINDICATIONS	5
3 SERIOUS WARNINGS AND PRECAUTIONS BOX	5
4 DOSAGE AND ADMINISTRATION	6
4.1 Dosing Considerations.....	6
4.2 Recommended Dose and Dosage Adjustment	7
4.4 Administration.....	8
4.5 Missed Dose.....	8
5 OVERDOSAGE	9
6 DOSAGE FORMS, STRENGTHS, COMPOSITION AND PACKAGING	9
7 WARNINGS AND PRECAUTIONS	9
7.1 Special Populations	17
7.1.1 Pregnant Women	17
7.1.2 Breast-feeding.....	17
7.1.3 Pediatrics.....	17
7.1.4 Geriatrics	18
8 ADVERSE REACTIONS	18
8.1 Adverse Reaction Overview.....	18
8.2 Clinical Trial Adverse Reactions.....	19
8.3 Less Common Clinical Trial Adverse Reactions.....	51
8.4 Abnormal Laboratory Findings: Hematologic, Clinical Chemistry and Other Quantitative Data	54
8.5 Post-Market Adverse Reactions	54
9 DRUG INTERACTIONS	55
9.2 Overview.....	55
9.4 Drug-Drug Interactions.....	55
9.5 Drug-Food Interactions	56
9.6 Drug-Herb Interactions.....	56
9.7 Drug-Laboratory Test Interactions.....	56
10 ACTION AND CLINICAL PHARMACOLOGY	56

10.1	Mechanism of Action	56
10.2	Pharmacodynamics	56
10.3	Pharmacokinetics	57
11	STORAGE, STABILITY AND DISPOSAL	57
	PART II: SCIENTIFIC INFORMATION	59
13	PHARMACEUTICAL INFORMATION	59
14	CLINICAL TRIALS	60
14.1	Trial Design and Study Demographics	60
14.2	Study Results	62
14.3	Comparative Bioavailability Studies	62
14.3.1	Pharmacokinetics	62
14.3.2	Efficacy and Safety	63
14.3.2.1	Efficacy	63
14.3.2.2	Safety	63
14.4	Immunogenicity	63
14.5	Clinical Trials - Reference Biologic Drug	64
15	MICROBIOLOGY.....	81
16	NON-CLINICAL TOXICOLOGY	81
16.1	Comparative Non-Clinical Pharmacology and Toxicology	82
16.1.1	Comparative Non-Clinical Pharmacodynamics	82
16.1.2	Comparative Toxicology	84
17	SUPPORTING PRODUCT MONOGRAPHS.....	84
	PATIENT MEDICATION INFORMATION	85

AYBINTIO® (bevacizumab) is a biosimilar biologic drug (biosimilar) to AVASTIN®.

PART I: HEALTH PROFESSIONAL INFORMATION

1 INDICATIONS

Indications have been granted on the basis of similarity between AYBINTIO and the reference biologic drug AVASTIN.

AYBINTIO (bevacizumab) is indicated for:

- **Metastatic Colorectal Cancer (mCRC)**

AYBINTIO in combination with fluoropyrimidine-based chemotherapy is indicated for first-line treatment of patients with metastatic carcinoma of the colon or rectum.

Consideration should be given to current standard of care guidelines for colorectal cancer.

See Drug-Drug Interactions for further information on the use of AYBINTIO in combination with irinotecan.

Please refer to the Product Monographs for irinotecan, 5-fluorouracil and leucovorin for additional information on these products, and specifically DOSING AND ADMINISTRATION for guidance on dose adjustments.

- **Locally Advanced, Metastatic or Recurrent Non-Small Cell Lung Cancer (NSCLC)**

AYBINTIO, in combination with carboplatin/paclitaxel chemotherapy regimen, is indicated for treatment of patients with unresectable advanced, metastatic or recurrent non-squamous non-small cell lung cancer.

- **Platinum-Sensitive Recurrent Epithelial Ovarian, Fallopian Tube and Primary Peritoneal Cancer**

AYBINTIO, in combination with carboplatin and gemcitabine is indicated for the treatment of patients with first recurrence platinum-sensitive epithelial ovarian, fallopian tube, or primary peritoneal cancer. These patients should not have received prior VEGF-targeted therapy including AYBINTIO.

The effectiveness of bevacizumab in platinum-sensitive recurrent epithelial ovarian, fallopian tube or primary peritoneal cancer is based on an improvement of progression-free survival in patients who had first recurrence after 6 months of platinum-based chemotherapy. No overall survival benefit was demonstrated with bevacizumab.

- **Platinum-Resistant Recurrent Epithelial Ovarian, Fallopian Tube and Primary Peritoneal Cancer**

AYBINTIO in combination with paclitaxel, topotecan or pegylated liposomal doxorubicin is indicated for the treatment of patients with recurrent, platinum-resistant epithelial ovarian, fallopian tube, or primary peritoneal cancer who received no more than two prior chemotherapy regimens. These patients should not have received prior VEGF-targeted therapy including

AYBINTIO.

The effectiveness of bevacizumab in platinum-resistant recurrent epithelial ovarian, fallopian tube or primary peritoneal cancer is based on a study in patients with disease progression within < 6 months from the most recent platinum-based chemotherapy, with a minimum of 4 platinum therapy cycles completed. A statistically significant improvement in progression-free survival was seen. No overall survival benefit was demonstrated with bevacizumab.

- **Malignant Glioma (WHO Grade IV) - Glioblastoma**

AYBINTIO, in combination with lomustine, is indicated for the treatment of patients with glioblastoma after relapse or disease progression, following prior therapy.

The efficacy of bevacizumab in relapsed glioblastoma is based on an improvement in progression free survival, while an improvement in overall survival was not demonstrated in study EORTC 26101 (see **CLINICAL TRIALS – REFERENCE BIOLOGIC DRUG** for information).

1.1 Pediatrics

The safety and efficacy of AYBINTIO in patients under the age of 18 years have not been established. No data are available to Health Canada; therefore, Health Canada has not authorized an indication for pediatric use (see **WARNINGS AND PRECAUTIONS**, Special Populations, Pediatrics section).

1.2 Geriatrics

Evidence from clinical studies and experience suggests that use in the geriatric population is associated with differences in safety or effectiveness. See **WARNINGS AND PRECAUTIONS**, Special Populations, Geriatrics section.

2 CONTRAINDICATIONS

Bevacizumab is contraindicated in patients with known hypersensitivity to:

- Any components of the product (for a complete listing, see **DOSAGE FORMS, STRENGTHS, COMPOSITION AND PACKAGING**),
- Chinese hamster ovary cell products or other recombinant human or humanised antibodies.

Bevacizumab is contraindicated in patients with untreated Central Nervous System (CNS) metastases (see **WARNINGS AND PRECAUTIONS** and **ADVERSE REACTIONS**).

3 SERIOUS WARNINGS AND PRECAUTIONS BOX

Serious Warnings and Precautions

Eye Disorders

AYBINTIO is not formulated and has not been authorized for intravitreal use. Local and systemic adverse events have been reported in the post-market setting with unauthorized

intravitreal use (see **WARNINGS AND PRECAUTIONS**, General).

Gastrointestinal Perforations

AYBINTIO administration can result in the development of gastrointestinal perforation in some instances resulting in fatality. Gastrointestinal perforation, sometimes associated with intra-abdominal abscess, occurred throughout treatment with bevacizumab (i.e. was not correlated to duration of exposure). The typical presentation was reported as abdominal pain associated with symptoms such as constipation and vomiting. Gastrointestinal perforation should be included in the differential diagnosis of patients on AYBINTIO presenting with abdominal pain. The incidence of gastrointestinal perforation, some fatal, in bevacizumab treated patients ranges from 0.3 to 3.2%. Gastrointestinal perforations (including gastrointestinal fistula and abscess) have been reported in up to 2.7% in patients with metastatic colorectal cancer, 0.6% in platinum-sensitive ovarian cancer, and 1.7% in platinum-resistant ovarian cancer studies. The incidence of gastrointestinal perforation in patients receiving irinotecan/bolus 5-fluorouracil/leucovorin with bevacizumab was 2%. AYBINTIO therapy should be permanently discontinued in patients with gastrointestinal perforation (see **WARNINGS AND PRECAUTIONS**, Gastrointestinal and **ADVERSE REACTIONS**, Gastrointestinal).

Wound Healing Complications

AYBINTIO administration can result in wound dehiscence, in some instances resulting in fatality. AYBINTIO therapy should be permanently discontinued in patients with wound dehiscence requiring medical intervention. AYBINTIO should be discontinued at least 28 days prior to elective surgery. AYBINTIO therapy should not be initiated for at least 28 days following major surgery or until the surgical wound is fully healed (see **WARNINGS AND PRECAUTIONS**, Peri-Operative Considerations, Wound Healing).

Hemorrhage

Severe or fatal hemorrhage, including hemoptysis, gastrointestinal bleeding, central nervous systems (CNS) hemorrhage, epistaxis, and vaginal bleeding occurred up to five-fold more frequently in patients receiving bevacizumab. Do not administer AYBINTIO to patients with serious hemorrhage or recent hemoptysis (see **DOSAGE AND ADMINISTRATION**, **WARNINGS AND PRECAUTIONS** and **ADVERSE REACTIONS**).

4 DOSAGE AND ADMINISTRATION

4.1 Dosing Considerations

It is recommended that AYBINTIO treatment be continued until progression of the underlying disease.

There are no recommended dose reductions. Discontinue AYBINTIO for:

- Gastrointestinal perforations (gastrointestinal perforations, fistula formation in the gastrointestinal tract, intra-abdominal abscess);
- Internal fistula not arising in the GI tract, tracheoesophageal (TE) fistula or any Grade 4 fistula;
- Wound dehiscence and wound healing complications requiring medical intervention;
- Necrotizing fasciitis;

- Serious hemorrhage or recent hemoptysis;
- Severe arterial thromboembolic events;
- Life-threatening (Grade 4) VTEs, including pulmonary embolism;
- Severe hypertension not controlled with medical management;
- Hypertensive crisis or hypertensive encephalopathy;
- Posterior Reversible Encephalopathy Syndrome (PRES);
- Nephrotic syndrome.

Temporarily suspend AYBINTIO for:

- At least 4 weeks prior to elective surgery;
- Moderate to severe proteinuria pending further evaluation;
- Severe infusion reactions.

4.2 Recommended Dose and Dosage Adjustment

Health Canada has not authorized an indication for pediatric use (see **WARNINGS AND PRECAUTIONS**, Special Populations, Pediatrics).

Metastatic Colorectal Cancer

The recommended dose of AYBINTIO is 5 mg/kg of body weight given once every 14 days as an intravenous infusion.

Locally Advanced, Metastatic or Recurrent Non-Small Cell Lung Cancer (NSCLC)

The recommended dose of AYBINTIO, is 15 mg/kg of body weight given once every 3 weeks as an intravenous infusion in addition to carboplatin + paclitaxel chemotherapy regimen.

In clinical trials, bevacizumab was administered in addition to carboplatin/paclitaxel chemotherapy for up to 6 cycles of treatment followed by bevacizumab as a single agent until disease progression.

Platinum-Sensitive Recurrent Epithelial Ovarian, Fallopian Tube and Primary Peritoneal Cancer

The recommended dose of AYBINTIO is 15 mg/kg of body weight given once every 3 weeks as an intravenous infusion.

AYBINTIO is administered in combination with carboplatin and gemcitabine for 6 cycles and up to 10 cycles followed by continued use of AYBINTIO as single agent until disease progression.

Platinum-Resistant Recurrent Epithelial Ovarian, Fallopian Tube and Primary Peritoneal Cancer

The recommended dose of AYBINTIO is 10 mg/kg of body weight given once every 2 weeks as an intravenous infusion when administered in combination with one of the following agents – paclitaxel, topotecan (given weekly) or pegylated liposomal doxorubicin (see **CLINICAL TRIALS – REFERENCE BIOLOGIC DRUG**, Study MO22224 (AURELIA) for chemotherapy regimens).

Alternatively, the recommended dose of AYBINTIO is 15 mg/kg every 3 weeks when administered in combination with topotecan given on days 1-5, every 3 weeks (see **CLINICAL TRIALS – REFERENCE BIOLOGIC DRUG**, Study MO22224 (AURELIA) for chemotherapy regimen).

Malignant Glioma (WHO Grade IV) – Glioblastoma

The recommended dose of AYBINTIO is 10 mg/kg of body weight given once every 2 weeks as an intravenous infusion in combination with lomustine every 6 weeks until disease progression. An oral dose of 90 mg/m² (maximum dose 160 mg) of lomustine is recommended for the first cycle; in the absence of Grade > 1 hematological toxicity during the first cycle, it can be escalated to 110 mg/m² (maximum dose 200 mg) from the second cycle onwards (see also **CLINICAL TRIALS – REFERENCE BIOLOGIC DRUG**).

4.4 Administration

Do not administer as an intravenous push or bolus.

The initial AYBINTIO dose should be delivered over 90 minutes as an intravenous infusion. If the first infusion is well tolerated, the second infusion may be administered over 60 minutes. If the 60-minute infusion is well tolerated, all subsequent infusions may be administered over 30 minutes.

AYBINTIO INFUSIONS SHOULD NOT BE ADMINISTERED OR MIXED WITH DEXTROSE OR GLUCOSE SOLUTIONS. A concentration-dependent degradation profile of bevacizumab was observed when diluted with dextrose solutions (5%).

No incompatibilities between bevacizumab and polyvinyl chloride or polyolefin bags have been observed.

AYBINTIO should be prepared by a healthcare professional using aseptic technique. Use sterile needle and syringe to prepare AYBINTIO. Withdraw the necessary amount of AYBINTIO and dilute to the required administration volume with 0.9% sodium chloride solution. The concentration of the final bevacizumab solution should be kept within the range of 1.4-16.5 mg/ml.

Discard any unused portion left in a vial, as the product contains no preservatives. Parenteral drug products should be inspected visually for particulate matter and discoloration prior to administration.

AYBINTIO is not formulated for intravitreal use (see **WARNINGS AND PRECAUTIONS**, General).

4.5 Missed Dose

For a missed dose of AYBINTIO, the physician will decide when the patient should receive the next dose.

5 OVERDOSAGE

For management of a suspected drug overdose, contact your regional Poison Control Centre.

In addition to the possible adverse reactions listed above, the highest dose of bevacizumab tested in humans (20 mg/kg of body weight, intravenous, multiple doses) was associated with severe migraine in several patients.

6 DOSAGE FORMS, STRENGTHS, COMPOSITION AND PACKAGING

To help ensure the traceability of biologic products, including biosimilars, health professionals should recognise the importance of recording both the brand name and the non-proprietary (active ingredient) name as well as other product-specific identifiers such as the Drug Identification Number (DIN) and the batch/lot number of the product supplied.

Table 1 Dosage Forms, Strengths, Composition and Packaging

Route of Administration	Dosage Form/ Strength/Composition	Non-medicinal Ingredients
Intravenous	100 mg and 400 mg vials (25 mg/mL solution for injection)	Acetic acid, polysorbate 20, sodium acetate trihydrate, trehalose dihydrate, water for injection

AYBINTIO is available as single-use, preservative-free, clear glass vials with rubber stopper containing 25 mg/mL bevacizumab as either 100 mg bevacizumab in 4 mL or 400 mg bevacizumab in 16 mL. Nonmedicinal ingredients: acetic acid, polysorbate 20, sodium acetate trihydrate, trehalose dihydrate, and Water for Injection. Packs of 1 vial.

7 WARNINGS AND PRECAUTIONS

Please see **3 Serious Warnings and Precautions Box** at the beginning of Part I: Health Professional Information.

General

No studies on the effects on the ability to drive and use machines have been performed.

All patients discontinuing treatment with AYBINTIO should be monitored according to medical practice.

Unauthorized Intravitreal Use: Eye Disorders

Individual cases and clusters of serious ocular adverse events affecting multiple patients have been reported from unauthorized intravitreal use of bevacizumab following variable and non-validated methods in compounding, storage, and handling of bevacizumab vials authorized for intravenous administration in cancer patients. These events included infectious endophthalmitis (some cases leading to permanent blindness, one case reported extraocular

extension of infection resulting in meningoencephalitis), intraocular inflammation¹ (such as sterile endophthalmitis, uveitis, and vitritis) (some cases leading to permanent blindness), retinal detachment, retinal pigment epithelial tear, intraocular pressure increased, intraocular hemorrhage (such as vitreous hemorrhage or retinal hemorrhage), conjunctival hemorrhage.

An observational claims database² study comparing unauthorized intravitreal bevacizumab to an authorized treatment in patients treated for wet age-related macular degeneration has reported an increased risk of intraocular inflammation for bevacizumab (adjusted HR: 1.82; 99% CI: 1.20, 2.76) (Incidence 0.46 events per 100 patients per year; comparator 0.26 events per 100 patients per year) as well as an increased risk for cataract surgery (adjusted HR: 1.11; 99% CI: 1.01, 1.23) (Incidence 6.33 events per 100 patients per year; comparator 5.64 events per 100 patients per year).

Unauthorized Intravitreal Use: Systemic Events

An observational claims database³ study comparing unauthorized intravitreal bevacizumab to an authorized treatment in patients treated for wet age-related macular degeneration has reported an increased risk of hemorrhagic stroke for bevacizumab (adjusted HR: 1.57; 99% CI: 1.04, 2.37) (Incidence 0.41 events per 100 patients per year; comparator 0.26 events per 100 patients per year) as well as an increased risk for overall mortality (adjusted HR: 1.11; 99% CI: 1.01, 1.23) (Incidence 6.03 events per 100 patients per year; comparator 5.51 events per 100 patients per year). A second observational study found similar results for all-cause mortality.⁴ A randomized controlled clinical trial comparing unauthorized bevacizumab to an authorized treatment for patients with wet age-related macular degeneration⁵ has reported an increased risk of serious systemic adverse events for bevacizumab, most of which resulted in hospitalization (adjusted risk ratio 1.29; 95% CI: 1.01, 1.66) (Incidence 24.1%; comparator 19.0%). The most frequent serious systemic adverse events reported directly to the sponsor include myocardial infarction, cerebrovascular accident, and hypertension.

Selected Adverse Reactions

Cardiovascular

Hypertension

An increased incidence of hypertension was observed in patients treated with bevacizumab.

Clinical safety data from a single phase III study suggests that the risk of hypertension may be greater in platinum-sensitive recurrent ovarian cancer patients treated with bevacizumab (see **ADVERSE REACTIONS**).

Clinical safety data suggest that the incidence of hypertension is likely to be dose-dependent. Pre-existing hypertension should be adequately controlled before starting AYBINTIO treatment. There is no information on the effect of bevacizumab in patients with uncontrolled hypertension at the time of initiating bevacizumab therapy. Frequently monitor of blood pressure (e.g. 2-3 weeks) during AYBINTIO therapy in order to detect potentially serious complications of

¹ Gower et al. Adverse Event Rates Following Intravitreal Injection of AVASTIN or LUCENTIS for Treating Age-Related Macular Degeneration ARVO 2011, Poster 6644, Data on File

² Ibid

³ Ibid

⁴ Curtis LH, et al. Risks of mortality, myocardial infarction, bleeding, and stroke associated with therapies for age-related macular degeneration. Arch Ophthalmol. 2010;128(10):1273-1279

⁵ Comparison of Age-Related Macular Degeneration Treatment Trials (CATT) Research Group, Ranibizumab and Bevacizumab for Neovascular Age-Related Macular Degeneration. 10.1056/NEJMoa1102673

therapy, including hypertensive encephalopathy and Posterior Reversible Encephalopathy Syndrome (PRES) (see Neurologic and **ADVERSE REACTIONS**).

In most cases hypertension was controlled adequately using standard antihypertensive treatment appropriate for the individual situation of the affected patient. The use of diuretics to manage hypertension is not advised in patients who receive a cisplatin-based chemotherapy regimen. AYBINTIO treatment should be permanently discontinued if medically significant hypertension cannot be adequately controlled with antihypertensive therapy, or, if the patient develops hypertensive crisis or hypertensive encephalopathy (see **ADVERSE REACTIONS**).

Thromboembolism (see ADVERSE REACTIONS)

Arterial Thromboembolism

In clinical trials, the incidence of Arterial Thromboembolic Events (ATEs) including cerebrovascular accident, transient ischemic attack and myocardial infarction was higher in patients receiving bevacizumab in combination with chemotherapy compared to those who received chemotherapy alone.

AYBINTIO should be permanently discontinued in patients who develop arterial thromboembolic events.

Patients receiving bevacizumab plus chemotherapy with a history of arterial thromboembolism, diabetes or age greater than 65 years have an increased risk of developing arterial thromboembolic events during bevacizumab therapy. Caution should be used when treating such patients with AYBINTIO (see **ADVERSE REACTIONS**). Regular clinical, and if necessary, special radiological investigations, should be performed to assess for signs of ATEs. Appropriate treatment, including permanent discontinuation of AYBINTIO, should be carried out in case of identified ATE.

Venous Thromboembolism

Patients may be at risk of developing Venous Thromboembolic Events (VTEs), including pulmonary embolism under AYBINTIO treatment.

In a clinical trial, patients with persistent, recurrent, or metastatic cervical cancer who were administered bevacizumab showed an increased risk of venous thromboembolic events (see **ADVERSE REACTIONS**, Venous thromboembolism). AYBINTIO is not authorized for use in cervical cancer.

AYBINTIO should be discontinued in patients with life-threatening (Grade 4) VTEs, including pulmonary embolism. Patients with \leq Grade 3 venous thromboembolism need to be monitored closely in accordance with local practice guidelines and receive appropriate treatment for VTEs including discontinuation of AYBINTIO therapy if their condition deteriorates.

Congestive Heart Failure (CHF)/Cardiomyopathy

Events consistent with congestive heart failure (CHF) were reported in clinical trials. The findings ranged from asymptomatic declines in left ventricular ejection fraction to symptomatic CHF, requiring treatment or hospitalization.

Caution should be exercised when treating patients with clinically significant cardiovascular disease such as pre-existing coronary artery disease, or congestive heart failure with AYBINTIO.

CHF was observed in all cancer indications. Most of the patients who experienced CHF had metastatic breast cancer and had received previous treatment with anthracyclines, prior radiotherapy to the left chest wall or other risk factors for CHF were present (see **ADVERSE REACTIONS**). AYBINTIO is not authorized for the treatment of metastatic breast cancer. The signs and symptoms of CHF include unspecific symptoms such as fatigue, weakness and fainting and depending on the side of heart affected, abdominal pain, nausea, orthopnea, pulmonary and/or peripheral edema, shortness of breath, palpitations and/or irregular fast heartbeat.

If symptomatic cardiac failure develops during therapy with AYBINTIO, it should be treated with the standard medications for this purpose. Discontinuation of AYBINTIO should be strongly considered in patients who develop clinically significant congestive heart failure, taking into account a careful benefit-risk assessment.

Gastrointestinal (see ADVERSE REACTIONS)

Gastrointestinal Perforations and Fistula

Patients may be at increased risk for the development of gastrointestinal perforation and fistulae when treated with AYBINTIO and chemotherapy (see **ADVERSE REACTIONS**). Bevacizumab use has been associated with serious and sometimes fatal cases of gastrointestinal perforation and fistula in clinical trials (see **ADVERSE REACTIONS**). In bevacizumab clinical trials, gastrointestinal fistulae have been reported with the highest incidence of around 2% in patients with metastatic colorectal cancer and ovarian cancer, but were also reported less commonly in patients with other types of cancers (e.g. breast cancer, lung cancer and others). The typical presentation may include abdominal pain, nausea, emesis, constipation, and fever. The majority of cases occurred within the first 50 days of initiation of bevacizumab.

In a clinical trial, patients with persistent, recurrent, or metastatic cervical cancer who were administered bevacizumab showed an increased risk of fistulae between the vagina and any part of the GI tract (gastrointestinal-vaginal fistulae) (see **ADVERSE REACTIONS, Gastrointestinal Perforations and Fistula**). Prior radiation is an additional important risk factor for the development of GI-vaginal fistulae. AYBINTIO is not authorized for use in cervical cancer.

AYBINTIO should be permanently discontinued in patients who develop gastrointestinal perforation. Patients may be at increased risk for the development of gallbladder perforation when treated with AYBINTIO (see **ADVERSE REACTIONS**).

Non-Gastrointestinal Fistula (see ADVERSE REACTIONS)

Patients may be at increased risk for the development of fistulae when treated with AYBINTIO.

Bevacizumab use has been associated with serious cases of fistulae including events resulting in death.

Permanently discontinue AYBINTIO in patients with any Grade 4 fistula. Limited information is available on the continued use of bevacizumab in patients with other fistulae. In cases of internal fistula not arising in the GI tract, AYBINTIO should be discontinued.

Serious and sometimes fatal non-gastrointestinal fistula formation involving tracheoesophageal, bronchopleural, biliary, vaginal, renal and bladder sites occurs at a higher incidence in bevacizumab-treated patients compared to controls. Uncommon ($\geq 0.1\%$ to $< 1\%$)

reports of non-gastrointestinal perforation were observed in clinical studies across various indications at any time points ranging from one week to greater than 1 year from initiation of bevacizumab treatment, with most of the events occurring within the first 6 months of bevacizumab therapy. Fistulae have also been reported in post-marketing experience. Although other risk factors (e.g. diagnosis of cancer, cancer progression, cancer treatments) are known to be associated with an increased risk of development of fistulae, a role for AYBINTIO in increasing this risk cannot be excluded.

Tracheoesophageal (TE) Fistula

Cases of TE fistula have been reported in lung and esophageal cancer studies of bevacizumab in combination with chemotherapy alone or with concurrent radiation treatment. TE fistulae have not to date been reported in patients with metastatic colorectal cancer, but the possibility that this is a rare adverse drug reaction associated with bevacizumab in indications other than lung or esophageal cancer cannot be excluded.

Permanently discontinue AYBINTIO in patients with tracheoesophageal (TE) fistula.

Genitourinary Ovarian Failure

AYBINTIO may cause ovarian failure. Therefore, fertility preservation strategies and hormonal changes should be discussed with women of reproductive potential prior to starting treatment with AYBINTIO (see Special Populations, Pregnant Women and **ADVERSE REACTIONS**). Long term effects of the treatment with AYBINTIO on fertility are unknown.

Proteinuria

Patients with a history of hypertension are at increased risk for the development of proteinuria when treated with AYBINTIO. There is evidence suggesting that \geq Grade 1 proteinuria may be related to bevacizumab dose. Monitor proteinuria by dipstick urine analysis for the development or worsening of proteinuria with serial urinalyses during AYBINTIO therapy. Patients with a 2+ or greater urine dipstick reading should undergo further assessment with a 24-hour urine collection.

Temporarily suspend AYBINTIO administration for \geq 2 grams of proteinuria/24 hours and resume when proteinuria is $<$ 2 grams/24 hours. AYBINTIO should be permanently discontinued in patients who develop Grade 4 proteinuria (nephrotic syndrome) (see **ADVERSE REACTIONS**). Proteinuria may not completely resolve after discontinuation of AYBINTIO.

Data from a post-marketing safety study showed poor correlation between UPCR (Urine Protein/Creatine Ratio) and 24-hour urine protein (Pearson Correlation 0.39 (95% CI 0.17, 0.57)).

In clinical trials, the incidence of proteinuria was very common and higher in patients receiving bevacizumab in combination with chemotherapy compared to those who received chemotherapy alone. Clinical safety data from a single phase III study suggests that the risk of proteinuria may be greater in platinum-sensitive recurrent ovarian cancer patients treated with bevacizumab (see **ADVERSE REACTIONS**). Proteinuria (any Grade) was reported in 21.5% (53/247) of the patients in the bevacizumab arm versus 4.3% (10/233) of the patients in the chemotherapy arm. Grade \geq 3 proteinuria was observed in 10.9% (27/247) of the patients treated with bevacizumab versus 0.9% (2/233) of the patients treated with chemotherapy alone. The incidence of Grade 3 proteinuria was common in patients treated with

bevacizumab. Grade 4 proteinuria (nephrotic syndrome) was seen in up to 1.4% of patients treated with bevacizumab, and in some instances resulted in fatal outcomes. In a published case series, kidney biopsy of six patients with proteinuria showed findings consistent with thrombotic microangiopathy.

Limited safety information is available for patients with proteinuria ≥ 0.5 g/24 hr urine collection as they were excluded from clinical trials.

Hematologic

Hemorrhage (see ADVERSE REACTIONS)

Patients treated with AYBINTIO have an increased risk of hemorrhage, especially tumour-associated hemorrhage. AYBINTIO can result in gastrointestinal bleeding, hematemesis, CNS hemorrhage, hemoptysis, epistaxis or vaginal bleeding. Patients should be monitored for bleeding events. AYBINTIO should be permanently discontinued in patients who experienced Grade 3 or 4 bleeding (i.e. bleeding requiring medical intervention) during AYBINTIO therapy, and aggressive medical management should be initiated. Routine assessment of this event should include serial complete blood counts and physical examination.

There is no information on the safety profile of bevacizumab in patients with congenital bleeding diathesis, acquired coagulopathy or in patients receiving full dose of anticoagulants for the treatment of thromboembolism prior to starting bevacizumab treatment, as such patients were excluded from clinical trials. Therefore, caution should be exercised before initiating AYBINTIO therapy in these patients. However, patients who developed venous thrombosis while receiving bevacizumab therapy did not appear to have increased rate of Grade 3 or above bleeding when treated with full dose of warfarin and bevacizumab concomitantly.

CNS hemorrhage

Cases of CNS hemorrhage, some with fatal outcome, have been observed with bevacizumab use. In one phase III study with platinum-sensitive recurrent ovarian cancer, one patient treated with bevacizumab experienced a Grade 4 hemorrhage stroke and one patient experienced a Grade 5 intracranial hemorrhage. Patients should be monitored for signs and symptoms of CNS bleeding, and AYBINTIO treatment discontinued in case of intracranial bleeding.

The risk of CNS hemorrhage in patients with CNS metastases receiving bevacizumab could not be fully evaluated, as these patients were excluded from clinical trials (see **CONTRAINDICATIONS**).

Intracranial hemorrhage can occur in patients with relapsed glioblastoma. In study EORTC 26101, 2.5% of patients in the bevacizumab + lomustine arm versus 0.7% in the lomustine arm experienced intracranial hemorrhage.

Non-CNS hemorrhage

In Study AVF4095g with platinum-sensitive recurrent ovarian cancer, 6/247 (2.4%) patients had serious non-CNS bleeding events.

Pulmonary Hemorrhage/ Hemoptysis

Patients with non-small cell lung cancer treated with AYBINTIO may be at risk for serious, and in some cases fatal, pulmonary hemorrhage/hemoptysis. Patients with recent pulmonary hemorrhage/hemoptysis (> 1/2 teaspoon red blood) should not be treated with AYBINTIO (see **ADVERSE REACTIONS: Hemorrhage**).

Neutropenia and Infections (see ADVERSE REACTIONS)

Increased rates of severe neutropenia, febrile neutropenia, or infection with or without severe neutropenia (including some fatalities) have been observed in patients treated with some myelotoxic chemotherapy regimens plus bevacizumab in comparison to chemotherapy alone. Patients should be closely monitored for signs of febrile neutropenia, and white blood cell count carried out according to local oncology standards. Treatment of neutropenia and febrile neutropenia should follow established oncological standards.

Thrombocytopenia

The incidence of thrombocytopenia was higher in patients receiving bevacizumab in combination with chemotherapy (eg. cisplatin/gemcitabine) compared to those who received chemotherapy alone. Increased incidence of thrombocytopenia (any Grade) was reported in patients treated with bevacizumab (57.9%, 143/247) as compared to those who received chemotherapy alone (51.1%, 119/233) in the platinum-sensitive ovarian cancer indication clinical trial. Grade ≥ 3 thrombocytopenia was observed in 40.1% (99/247) of the patients treated with bevacizumab and in 33.9% (79/233) of the patients treated with chemotherapy alone. The incidence of Grade 3 thrombocytopenia was common in patients treated with bevacizumab. Patients > 65 years of age appeared to be at higher risk for Grade ≥ 3 thrombocytopenia compared with younger patients. In the platinum-sensitive ovarian cancer indication, a higher incidence of patients treated with bevacizumab developed thrombocytopenia that was accompanied or followed by a bleeding event compared with those treated with chemotherapy alone (see **ADVERSE REACTIONS**).

Hepatic/Biliary/Pancreatic

The safety and efficacy of AYBINTIO has not been studied in patients with hepatic impairment.

Hypersensitivity Reactions, Infusion Reactions

Patients may be at risk of developing infusion/hypersensitivity reactions. Close observation of the patient during and following the administration of bevacizumab is recommended as expected for any infusion of a therapeutic humanized monoclonal antibody. If a reaction occurs, the infusion should be interrupted and appropriate medical therapies should be administered. A systematic premedication specifically for bevacizumab administration, in general, is not warranted; however, use of premedication should be based on clinical judgment.

Infusion reactions reported in the clinical trials and post-marketing experience include hypertension, hypertensive crises associated with neurologic signs and symptoms, wheezing, oxygen desaturation, Grade 3 hypersensitivity, chest pain, headaches, rigors, and diaphoresis.

Neurologic

Posterior Reversible Encephalopathy Syndrome (PRES) (previously known as Reversible Posterior Leukoencephalopathy Syndrome (RPLS))

There have been rare reports of patients treated with bevacizumab developing signs and symptoms that are consistent with PRES, a rare neurological disorder, which can present with the following signs and symptoms among others: seizures, headache, altered mental status, visual disturbance, or cortical blindness, with or without associated hypertension. Three cases (2 confirmed and 1 unconfirmed) of PRES were reported in the platinum-sensitive recurrent ovarian cancer study AVF4095g (see Neurologic and **ADVERSE REACTIONS**). PRES has been reported with an incidence rate of up to 0.8% in clinical studies. The frequency of PRES was 0.5% in cervical cancer, 0.5% in glioblastoma multiforme, 0.1% in NSCLC, 0.2% in ovarian cancer, and 0.3% in renal cancer. No cases of PRES were reported in metastatic colorectal

carcinoma and breast cancer trials.

The symptoms of PRES may be difficult to differentiate from those of uncontrolled hypertension, therefore neurological examination should be carried out in a patient presenting with the above signs and symptoms. Brain imaging, particularly Magnetic Resonance Imaging (MRI), confirms the diagnosis of PRES. The onset of symptoms has been reported to occur from 16 hours to 1 year after initiation of bevacizumab. Discontinue AYBINTIO in patients developing PRES, and treat patient-specific symptoms including control of hypertension. Signs and symptoms of PRES usually resolve within days, although neurologic sequelae may remain. The safety of reinitiating therapy with AYBINTIO in patients previously experiencing PRES is not known (see **ADVERSE REACTIONS**).

Osteonecrosis of the Jaw (ONJ)

Cases of ONJ have been reported in cancer patients treated with bevacizumab, the majority of whom had received prior or concomitant treatment with i.v. bisphosphonates, for which ONJ is an identified risk. Caution should be exercised when AYBINTIO and i.v. bisphosphonates are administered simultaneously or sequentially.

Invasive dental procedures are also an identified risk factor. A dental examination and appropriate preventive dentistry should be considered prior to starting the treatment with AYBINTIO. In patients who have previously received or are receiving i.v. bisphosphonates invasive dental procedures should be avoided, if possible. Other known risk factors for ONJ include other treatments such as radiotherapy and glucocorticoids.

Peri-Operative Considerations

Wound Healing

AYBINTIO may adversely affect the wound healing process. Serious wound healing complications with a fatal outcome have been reported. In the platinum-sensitive recurrent ovarian cancer study AVF4095g, one (0.4%) non-fatal serious case of wound dehiscence was reported in a patient treated with bevacizumab and there was no case of serious wound complication reported in patients treated with chemotherapy alone.

AYBINTIO therapy should not be initiated for at least 28 days following major surgery or until the surgical wound is fully healed. In patients who experience wound healing complications during AYBINTIO treatment, AYBINTIO should be withheld until the wound is fully healed. AYBINTIO therapy should be withheld for elective surgery (see **ADVERSE REACTIONS**).

Necrotizing fasciitis including fatal cases, has rarely been reported in patients treated with bevacizumab; usually secondary to wound healing complications, gastrointestinal perforation or fistula formation. AYBINTIO therapy should be discontinued in patients who develop necrotizing fasciitis, and appropriate treatment should be promptly initiated (see sections Post-Market Adverse Reactions and **CLINICAL TRIALS – REFERENCE BIOLOGIC DRUG**).

Renal

The safety and efficacy of AYBINTIO have not been studied in patients with renal impairment (see Proteinuria and Genitourinary above).

7.1 Special Populations

7.1.1 Pregnant Women

There are no adequate and well controlled studies in pregnant women. IgGs are known to cross the placental barrier, and AYBINTIO may inhibit angiogenesis in the fetus. In the post-marketing setting, cases of fetal abnormalities in women treated with bevacizumab alone or in combination with known embryotoxic chemotherapeutics have been observed (see Post-Market Adverse Reactions).

Therefore, AYBINTIO should not be used during pregnancy. In women with childbearing potential, appropriate precautions must be undertaken to avoid pregnancy and at least two contraceptive methods should be used with AYBINTIO therapy and for at least 6 months following the last dose of AYBINTIO.

Angiogenesis has been shown to be critically important to fetal development. The inhibition of angiogenesis following administration of AYBINTIO could result in an adverse outcome of pregnancy.

Bevacizumab has been shown to be embryotoxic and teratogenic when administered to rabbits. Observed effects included decreases in maternal and fetal body weights, an increased number of fetal resorptions and an increased incidence of specific gross and skeletal fetal alterations. Adverse fetal outcomes were observed at all tested doses of 10-100 mg/kg.

Women of Reproductive Potential

Repeat dose safety studies in animals have shown that bevacizumab may have an adverse effect on female fertility (see **NON-CLINICAL TOXICOLOGY – REFERENCE BIOLOGIC DRUG**). A substudy with 295 women of reproductive potential has shown a higher incidence of new cases of ovarian failure in the bevacizumab group compared to the control group (39.0 vs. 2.6%). After discontinuation of bevacizumab treatment, ovarian function recovered in the majority (86%) of patients. Long term effects of the treatment with bevacizumab on fertility are unknown (see **ADVERSE REACTIONS**).

7.1.2 Breast-feeding

It is not known whether bevacizumab is excreted in human milk. As maternal IgG is excreted in milk and bevacizumab could harm infant growth and development, women should be advised to discontinue nursing during AYBINTIO therapy and not to breast feed for at least 6 months following the last dose of AYBINTIO.

7.1.3 Pediatrics

Pediatrics (< 18 years): No data are available to Health Canada; therefore, Health Canada has not authorized an indication for pediatric use of AYBINTIO. The safety and efficacy of AYBINTIO in this population has not been established. The addition of bevacizumab to standard of care did not demonstrate clinical benefit in pediatric patients in two phase II clinical trials: one in pediatric high grade glioma and one in pediatric metastatic rhabdomyosarcoma (RMS) or non-rhabdomyosarcoma soft tissue sarcoma (NRSTS). See **CLINICAL TRIALS – REFERENCE BIOLOGIC DRUG**; Pediatric Studies.

In published reports, cases of osteonecrosis at sites other than the jaw have been observed in

patients under the age of 18 years exposed to bevacizumab (see **NON-CLINICAL TOXICOLOGY – REFERENCE BIOLOGIC DRUG**, Physeal Development).

7.1.4 Geriatrics

Patients receiving AYBINTIO plus chemotherapy with a history of arterial thromboembolism, diabetes and age greater than 65 years have a higher risk of arterial thromboembolic events. Caution should be used when treating these patients with AYBINTIO (see **ADVERSE REACTIONS**). In randomised clinical trials, age > 65 years was associated with an increased risk of developing arterial thromboembolic events (including cerebrovascular accidents, transient ischemic attacks, myocardial infarction), Grade 3-4 leukopenia, neutropenia, thrombocytopenia, proteinuria, diarrhea and fatigue as compared to those aged ≤ 65 years when treated with bevacizumab (see **WARNINGS AND PRECAUTIONS** and **ADVERSE REACTIONS**). The risk and benefit of AYBINTIO administration in patients > 65 should be carefully evaluated prior to initiating therapy.

In study AVF4095g, the safety profile of the bevacizumab in platinum-sensitive recurrent ovarian cancer patients, ≥ 65 years of age is consistent with the known overall safety profile of bevacizumab across other tumor types. In addition to the higher risk of events in the elderly as noted above, events of hypertension, arthritis, increased blood pressure, dizziness, decreased appetite, and dysphonia occurred at a higher frequency in the elderly patients in study AVF4095g.

In study E4599, patients aged > 65 years receiving carboplatin, paclitaxel, and bevacizumab had a greater relative risk for proteinuria as compared to younger patients.

8 ADVERSE REACTIONS

The adverse drug reaction profiles reported in clinical studies that compared AYBINTIO to the reference biologic drug were comparable. The description of adverse reactions in this section is based on clinical experience with the reference biologic drug.

8.1 Adverse Reaction Overview

Clinical trials have been conducted in patients with various malignancies treated with bevacizumab, predominantly in combination with chemotherapy. The safety profile from a clinical trial population of approximately 5000 patients is presented in this section.

The most serious adverse drug reactions were:

- Gastrointestinal Perforations (see **WARNINGS AND PRECAUTIONS**)
- Hemorrhage including pulmonary hemorrhage/hemoptysis, which is more common in NSCLC patients (see **WARNINGS AND PRECAUTIONS**)
- Arterial Thromboembolism (see **WARNINGS AND PRECAUTIONS**)
- Non-gastrointestinal Fistula
- Hypertensive Crises
- Posterior Reversible Encephalopathy Syndrome (PRES)
- Neutropenia and Infections
- Nephrotic Syndrome
- Congestive Heart Failure

Analyses of the clinical safety data suggest that the occurrence of hypertension and proteinuria with bevacizumab therapy are likely to be dose-dependent.

The most frequently observed adverse drug reactions across all clinical trials in patients receiving bevacizumab were fatigue or asthenia, diarrhea, hypertension, and abdominal pain.

8.2 Clinical Trial Adverse Reactions

Clinical trials are conducted under very specific conditions. The adverse reaction rates observed in the clinical trials; therefore, may not reflect the rates observed in practice and should not be compared to the rates in the clinical trials of another drug. Adverse reaction information from clinical trials may be useful in identifying and approximating rates of adverse drug reactions in real-world use.

Table 2 lists adverse drug reactions associated with the use of bevacizumab in combination with different chemotherapy regimens in multiple indications. These reactions had occurred either with at least a 2% difference compared to the control arm (NCI-CTC Grade 3-5 reactions) or with at least a 10% difference compared to the control arm (NCI-CTC Grade 1-5 reactions), in at least one of the major clinical trials. The adverse drug reactions listed in the table fall into the following categories: Very Common ($\geq 10\%$) and Common ($\geq 1\% - < 10\%$). Adverse drug reactions are added to the appropriate category in the table below according to the highest incidence seen in any of the major clinical trials. Within each frequency grouping adverse drug reactions are presented in order of decreasing seriousness. Some of the adverse reactions are reactions commonly seen with chemotherapy; however, bevacizumab may exacerbate these reactions when combined with chemotherapeutic agents. Examples include palmar-plantar erythrodysesthesia syndrome with capecitabine or pegylated liposomal doxorubicin and peripheral sensory neuropathy with paclitaxel or oxaliplatin and nail disorders or alopecia with paclitaxel.

Table 2 Very Common and Common Adverse Drug Reactions

System Organ Class (SOC)	NCI-CTC Grade 3-5 Reactions ($\geq 2\%$ difference between the study arms in at least one clinical trial)		All Grade Reactions ($\geq 10\%$ difference between the study arms in at least one clinical trial)
	Very common ($\geq 10\%$)	Common ($\geq 1\% - < 10\%$)	Very Common ($\geq 10\%$)
Infections and infestations		Sepsis Abscess Cellulitis Infection	
Blood and the lymphatic systems disorders	Febrile neutropenia Leukopenia Neutropenia Thrombocytopenia	Anemia Lymphopenia	
Metabolism and nutrition disorders		Dehydration Hyponatremia	Anorexia Hypomagnesemia Hyponatremia
Nervous system disorders	Peripheral sensory neuropathy	Cerebrovascular accident Syncope Somnolence Headache	Dysgeusia Headache

System Organ Class (SOC)	NCI-CTC Grade 3-5 Reactions ($\geq 2\%$ difference between the study arms in at least one clinical trial)		All Grade Reactions ($\geq 10\%$ difference between the study arms in at least one clinical trial)
Eye disorders			Eye disorder Lacrimation increased
Cardiac disorders		Cardiac failure congestive Supraventricular tachycardia	
Vascular disorders	Hypertension	Thromboembolism (arterial) Deep vein thrombosis Hemorrhage	Hypertension
Respiratory, thoracic and mediastinal disorders		Pulmonary embolism Dyspnea Hypoxia Epistaxis	Dyspnea Epistaxis Rhinitis Cough
Gastrointestinal disorders	Diarrhea Nausea Vomiting Abdominal pain	Intestinal Perforation Ileus Intestinal obstruction Recto-vaginal fistulae* Gastrointestinal disorder Stomatitis Proctalgia	Constipation Stomatitis Rectal hemorrhage
Endocrine disorders			Ovarian failure**
Skin and subcutaneous tissue disorders		Palmar-plantar erythrodysesthesia syndrome	Exfoliative dermatitis Dry skin Skin discoloration
Musculoskeletal, connective tissue and bone disorders		Muscular weakness Myalgia Back pain	Arthralgia
Renal and urinary disorders		Proteinuria Urinary Tract Infection	Proteinuria
General disorders and administration site conditions	Asthenia Fatigue	Pain Lethargy Mucosal Inflammation	Pyrexia Asthenia Pain Mucosal inflammation
Reproductive System and Breast Investigations		Pelvic pain	Weight decreased

* Recto-vaginal fistulae are the most common fistulae in the GI-vaginal fistula category.

**Based on a substudy from AVF3077s (NSABP C-08) with 295 patients

Metastatic Colorectal Cancer (mCRC) (Studies AVF 2107g, AVF 0780g, and AVF 2192g)

Data presented in [Table 3](#) are based on the experience with the recommended dose of bevacizumab in 788 patients treated with irinotecan/5-fluorouracil/leucovorin (IFL) in Study AVF2107g.

Table 3 NCI-CTC Grade 3 and 4 Adverse Events (Events with $\geq 2\%$ Higher Incidence in Arm 2) in Study AVF2107g

Adverse Event System Organ Class (MedDRA)	Arm 1 IFL* + Placebo (n = 396)	Arm 2 IFL* + bevacizumab
--	--------------------------------------	--------------------------------

		(n = 392)
Patients with at least one adverse event	293 (74.0%)	333 (84.9%)
Cardiac Disorders		
Hypertension	9 (2.3%)	43 (11.0%)
Blood & Lymphatic System Disorders		
Leukopenia	123 (31.1%)	145 (37.0%)
Gastrointestinal Disorders		
Abdominal pain NOS	20 (5.1%)	28 (7.1%)
Diarrhoea NOS	98 (24.7%)	127 (32.4%)
General Disorders & Administration Site Conditions		
Pain NOS	12 (3.0%)	20 (5.1%)
Vascular Disorders		
Thromboembolism (Arterial)**	3 (0.8%)	12 (3.1%)
Deep Vein Thrombosis	25 (6.3%)	35 (8.9%)

* IFL = irinotecan/5-fluorouracil/leucovorin (see Table 5 for treatment regimen)

** This represents a pooled list of thromboembolic events of arterial origin including myocardial infarction, cerebrovascular accident, transient ischaemic attack and other arterial thromboembolism.

Data are unadjusted for the differential time on treatment.

Median duration of safety observation was 28 weeks for Arm 1 and 40 weeks for Arm 2.

NOS = Not otherwise specified

The safety profile of 5-FU/LV + bevacizumab combination (Arm 3) and concurrently enrolled patients in IFL + placebo arm (Arm 1) and IFL + bevacizumab arm (Arm 2) is shown in Table 4.

Table 4 Adverse Events of all Grades during Randomized Therapy (Events with ≥ 10% Higher Incidence in Arms 2 or 3 Compared to Arm 1) in Study AVF2107g: Patients Enrolled in Arm 3 and Concurrently Enrolled Patients in Arms 1 and 2

MedDRA System Organ Class Adverse Event	Arm 1 IFL + Placebo (n = 98)	Arm 2* IFL + bevacizumab (n = 102)	Arm 3 Bolus 5-FU/LV + bevacizumab (n = 109)
Cardiac Disorders			
Hypertension	14 (14.3%)	22 (21.6%)	37 (33.9%)
General Disorders & Administration Site Conditions			
Pain NOS	34 (34.7%)	51 (50.0%)	43 (39.4%)
Gastrointestinal Disorders			
Constipation	28 (28.6%)	41 (40.2%)	32 (29.4%)
Rectal Hemorrhage	2 (2.0%)	17 (16.7%)	9 (8.3%)
Stomatitis	13 (13.3%)	24 (23.5%)	19 (17.4%)
Metabolism & Nutrition Disorders			
Anorexia	29 (29.6%)	44 (43.1%)	37 (33.9%)
Respiratory, Thoracic & Mediastinal Disorders			
Epistaxis	10 (10.2%)	36 (35.3%)	35 (32.1%)
Dyspnoea	15 (15.3%)	26 (25.5%)	27 (24.8%)
Rhinitis NOS	12 (12.2%)	26 (25.5%)	23 (21.1%)
Skin & Subcutaneous Tissue Disorders			
Dry Skin	7 (7.1%)	7 (6.9%)	22 (20.2%)
Exfoliative Dermatitis	3 (3.1%)	3 (2.9%)	21 (19.3%)
Skin Discolouration	3 (3.1%)	2 (2.0%)	17 (15.6%)
Nervous System Disorders			
Dysgeusia	8 (8.2%)	12 (11.8%)	21 (19.3%)
Eye Disorders			

MedDRA System Organ Class Adverse Event	Arm 1 IFL + Placebo (n = 98)	Arm 2* IFL + bevacizumab (n = 102)	Arm 3 Bolus 5-FU/LV + bevacizumab (n = 109)
Eye Disorders NOS	2 (2.0%)	6 (5.9%)	20 (18.3%)

*Showed the safety profile at the time of the decision that the combination of IFL + bevacizumab (Arm 2) was sufficiently safe, and subsequently enrollment in the 5-FU/LV + bevacizumab arm (Arm 3) was discontinued.
NOS = Not otherwise specified

NCI-CTC Grade 3 or 4 events were experienced by 71.2% of patients in the 5 FU/LV + placebo arm and 87% of patients in the 5-FU/LV + bevacizumab arm (see Table 5). Common adverse events of any Grade with a higher incidence of $\geq 10\%$ in the 5 FU/LV + bevacizumab arm compared to the 5-FU/LV + placebo arm are displayed in Table 6.

Table 5 NCI-CTC Grade 3 or 4 Adverse Events during Randomized Therapy (Events with $\geq 2\%$ Higher Incidence in Arm 2) in Study AVF2192g

MedDRA System Organ Class Adverse Event	Arm 1 5-FU/LV + Placebo (n = 104)	Arm 2* 5-FU/LV + bevacizumab (n = 100)
Subjects with at least one adverse event	74 (71.2%)	87 (87.0%)
Cardiac Disorders		
Hypertension	3 (2.9%)	16 (16.0%)
General Disorders & Administration Site Conditions		
Asthenia	12 (11.5%)	17 (17.0%)
Pain NOS	2 (1.9%)	6 (6.0%)
Infections & Infestations		
Abcess	1 (1.0%)	3 (3.0%)
Sepsis	3 (2.9%)	8 (8.0%)
Nervous System Disorders		
Syncope	2 (1.9%)	4 (4.0%)
Cerebral ischemia	1 (1.0%)	3 (3.0%)
Vascular Disorders		
Thromboembolism (Arterial)*	5 (4.8%)	9 (9.0%)

*This represents a pooled list of thromboembolic events of arterial origins including myocardial infarction, cerebrovascular accident, cerebral ischaemia and infarct, and other arterial thromboembolism.

Note: Data are unadjusted for the differential time on treatment.

Median duration of safety observation was 23 weeks for Arm 1 and 31 weeks for Arm 2.

Table 6 Adverse Events of all Grades (NCI-CTC) during Randomized Therapy (Events with $\geq 10\%$ Higher Incidence in Arm 2 compared to Arm 1) in Study AVF2192g

MedDRA System Organ Class Adverse Event	Arm 1 5-FU/LV + Placebo (n = 104)	Arm 2 5-FU/LV + bevacizumab (n = 100)
Total	102 (98.1%)	100 (100%)
Cardiac Disorders		
Hypertension	5 (4.8%)	32 (32.0%)
Gastrointestinal Disorders		
Stomatitis	13 (12.5%)	25 (25.0%)
Central Disorders & Administration Site Conditions		
Asthenia	63 (60.6%)	76 (76.0%)
Pain NOS	21 (20.2%)	34 (34.0%)

MedDRA System Organ Class Adverse Event	Arm 1 5-FU/LV + Placebo (n = 104)	Arm 2 5-FU/LV + bevacizumab (n = 100)
Pyrexia	11 (10.6%)	24 (24.0%)

Note: Data are unadjusted for the differential time on treatment.

Median duration of safety observation was 23 weeks for Arm 1 and 31 weeks for Arm 2.

Locally Advanced, Metastatic or Recurrent Non-Small Cell Lung Cancer (NSCLC) (Studies E4599 and AVF0757g)

Table 7 All NCI-CTC Grade 3-5 Non-Hematologic* and Grade 4-5 Hematologic* Adverse Events (i.e. regardless of drug relationship) occurring in ≥ 1% of Patients in Study E4599 (NSCLC)

Toxicity Category and Term	Control Arm	Treatment Arm
	Carboplatin/Paclitaxel	Bevacizumab + Carboplatin/Paclitaxel
	(n = 441)	(n = 427)
Blood/Bone Marrow		
Neutrophils	76 (17.2%)	113 (26.5%)
Leukocytes	11 (2.5%)	19 (4.4%)
Platelets	1 (0.2%)	7 (1.6%)
Cardiovascular (Arrhythmia)		
Sinus Tachycardia	4 (0.9%)	7 (1.6%)
Supraventricular Arrhythmias	7 (1.6%)	2 (0.5%)
Cardiovascular (General)		
Hypertension	3 (0.7%)	33 (7.7%)
Thrombosis/Embolism	14 (3.2%)	24 (5.6%)
Hypotension	11 (2.5%)	14 (3.3%)
Cardiac-Ischemia	3 (0.7%)	7 (1.6%)
Constitutional Symptoms		
Fatigue	57 (12.9%)	67 (15.7%)
Constitutional	1 (0.2%)	19 (4.4%)
Fever	6 (1.4%)	7 (1.6%)
Dermatology/Skin		
Rash/Desquamation	4 (0.9%)	10 (2.3%)
Gastrointestinal		
Nausea	25 (5.7%)	27 (6.3%)
Vomiting	20 (4.5%)	25 (5.9%)
Anorexia	17 (3.9%)	24 (5.6%)
Dehydration	18 (4.1%)	23 (5.4%)
Constipation	15 (3.4%)	13 (3.0%)
Diarrhea	9 (2.0%)	15 (3.5%)
Stomatitis	5 (1.1%)	2 (0.5%)
Hemorrhage		
Hemoptysis	2 (0.5%)	9 (2.1%)
Melena/GI Bleeding	2 (0.5%)	5 (1.2%)
Hepatic		
SGPT	3 (0.7%)	5 (1.2%)
Infection/Febrile Neutropenia		
Infection w/o Neutropenia	12 (2.7%)	30 (7.0%)
Febrile Neutropenia	8 (1.8%)	23 (5.4%)

Toxicity Category and Term	Control Arm	Treatment Arm
	Carboplatin/Paclitaxel	Bevacizumab + Carboplatin/Paclitaxel
	(n = 441)	(n = 427)
Infection w/ Grade 3 or 4 Neutropenia	9 (2.0%)	19 (4.4%)
Infection-Other	1 (0.2%)	5 (1.2%)
Neurology		
Neuropathy-Sensory	48 (10.9%)	39 (9.1%)
Dizziness/ Lightheadedness	8 (1.8%)	14 (3.3%)
Confusion	10 (2.3%)	11 (2.6%)
Syncope	9 (2.0%)	8 (1.9%)
Neuropathy-Motor	8 (1.8%)	7 (1.6%)
Cerebrovascular Ischemia	3 (0.7%)	6 (1.4%)
Anxiety/Agitation	6 (1.4%)	1 (0.2%)
Metabolic/Laboratory		
Hyperglycemia	17 (3.9%)	17 (4.0%)
Hyponatremia	5 (1.1%)	16 (3.7%)
Hypokalemia	5 (1.1%)	8 (1.9%)
Musculoskeletal		
Muscle Weakness	15 (3.4%)	17 (4.0%)
Musculoskeletal-Other	0 (0.0%)	6 (1.4%)
Allergy/Immunology		
Allergic Reaction	13 (2.9%)	17 (4.0%)
Pain		
Bone Pain	18 (4.1%)	18 (4.2%)
Myalgia	21 (4.8%)	17 (4.0%)
Arthralgia	16 (3.6%)	18 (4.2%)
Abdominal Pain	6 (1.4%)	14 (3.3%)
Headache	2 (0.5%)	13 (3.0%)
Chest Pain	4 (0.9%)	9 (2.1%)
Pain-Other	8 (1.8%)	6 (1.4%)
Tumour Pain	5 (1.1%)	5 (1.2%)
Pulmonary		
Dyspnea	66 (15.0%)	56 (13.1%)
Pneumonitis/Pulmonary Infiltrates	11 (2.5%)	21 (4.9%)
Hypoxia	15 (3.4%)	14 (3.3%)
Cough	8 (1.8%)	10 (2.3%)
Pulmonary-Other	5 (1.1%)	7 (1.6%)
Pleural Effusion	3 (0.7%)	5 (1.2%)
Renal/Genitourinary		
Proteinuria	0 (0.0%)	13 (3.0%)

*Grade 1-2 non-hematologic and Grade 1-3 hematologic adverse events were not assessed in the clinical trial.

Table 8 below includes adverse events that occurred with $\geq 2\%$ increased frequency in the bevacizumab group over the control arm.

Table 8 Adverse Events That Occurred with $\geq 2\%$ Difference in Rates between Treatment Arms: Treated Patients, Study E4599 (NSCLC)

NCI-CTC Category Term ^a	No. (%) of Patients	
	Control Arm	Treatment Arm
	Carboplatin Paclitaxel	Bevacizumab +

	(n = 441)	Carboplatin Paclitaxel (n = 427)
Any event	286 (64.9%)	327 (76.6%)
Blood/bone marrow		
Neutropenia	76 (17.2%)	112 (26.2%)
Constitutional symptoms		
Fatigue	57 (12.9%)	67 (15.7%)
Infection/febrile neutropenia		
Infection without neutropenia	12 (2.7%)	22 (5.2%)
Febrile neutropenia	8 (1.8%)	19 (4.4%)
Cardiovascular (general)		
Hypertension	3 (0.7%)	32 (7.5%)
Metabolic/laboratory		
Hyponatremia	5 (1.1%)	15 (3.5%)
Pain		
Headache	2 (0.5%)	13 (3.0%)
Renal/genitourinary		
Proteinuria	0 (0.0%)	13 (3.0%)

BV/CP = bevacizumab + carboplatin/paclitaxel; CP = carboplatin/paclitaxel

Note: Events were sorted by highest relative frequency across all treatment groups combined.

^a Events were reported and graded according to NCI-CTC, Version 2.0. Per protocol, investigators were required to report only Grade 3-5 non-hematologic and Grade 4-5 hematologic events.

Table 9 Adverse Events (i.e. regardless of drug relationship) occurring in $\geq 4\%$ * of Patients in Study AVF0757g (NSCLC)

Body System/Preferred Term	Control Arm	Treatment Arm	Treatment Arm
	Carboplatin Paclitaxel	Bevacizumab 7.5 mg/kg + Carboplatin Paclitaxel	Bevacizumab 15 mg/kg + Carboplatin Paclitaxel
	(N = 32)	(N = 32)	(N = 34)
Body as a Whole			
Asthenia	22 (68.80%)	24 (75.00%)	26 (76.50%)
Headache	3 (9.40%)	10 (31.30%)	16 (47.10%)
Pain	13 (40.60%)	13 (40.60%)	14 (41.20%)
Chest Pain	9 (28.10%)	6 (18.80%)	12 (35.30%)
Infection	8 (25.00%)	10 (31.30%)	12 (35.30%)
Fever	4 (12.50%)	11 (34.40%)	11 (32.40%)
Abdominal Pain	3 (9.40%)	4 (12.50%)	8 (23.50%)
Back Pain	2 (6.30%)	5 (15.60%)	4 (11.80%)
Chills	3 (9.40%)	4 (12.50%)	4 (11.80%)
Reaction Unevaluable	1 (3.10%)	4 (12.50%)	0 (0.00%)
Moniliasis	0 (0.00%)	0 (0.00%)	3 (8.80%)
Cellulitis	0 (0.00%)	2 (6.30%)	2 (5.90%)
Abscess	0 (0.00%)	0 (0.00%)	2 (5.90%)
Accidental Injury	1 (3.10%)	1 (3.10%)	2 (5.90%)
Mucous Membrane Disorder	2 (6.30%)	1 (3.10%)	2 (5.90%)
Allergic Reaction	2 (6.30%)	1 (3.10%)	0 (0.00%)
Cardiovascular			
Hypertension	1 (3.10%)	5 (15.60%)	6 (17.60%)
Hemorrhage	0 (0.00%)	4 (12.50%)	0 (0.00%)

Body System/Preferred Term	Control Arm	Treatment Arm	Treatment Arm
	Carboplatin Paclitaxel	Bevacizumab 7.5 mg/kg + Carboplatin Paclitaxel	Bevacizumab 15 mg/kg + Carboplatin Paclitaxel
	(N = 32)	(N = 32)	(N = 34)
Hypotension	1 (3.10%)	4 (12.50%)	3 (8.80%)
Vasodilatation	3 (9.40%)	4 (12.50%)	4 (11.80%)
Syncope	2 (6.30%)	2 (6.30%)	4 (11.80%)
Cerebrovascular Accident	0 (0.00%)	0 (0.00%)	2 (5.90%)
Deep Thrombophlebitis	0 (0.00%)	1 (3.10%)	2 (5.90%)
Phlebitis	1 (3.10%)	0 (0.00%)	2 (5.90%)
Tachycardia	1 (3.10%)	1 (3.10%)	2 (5.90%)
Thrombosis	0 (0.00%)	0 (0.00%)	2 (5.90%)
Heart Arrest	2 (6.30%)	0 (0.00%)	0 (0.00%)
Digestive			
Nausea	15 (46.90%)	16 (50.00%)	17 (50.00%)
Anorexia	8 (25.00%)	9 (28.10%)	14 (41.20%)
Constipation	13 (40.60%)	13 (40.60%)	14 (41.20%)
Diarrhea	6 (18.80%)	9 (28.10%)	14 (41.20%)
Dyspepsia	7 (21.90%)	8 (25.00%)	6 (17.60%)
Stomatitis	3 (9.40%)	5 (15.60%)	8 (23.50%)
Vomiting	6 (18.80%)	6 (18.80%)	8 (23.50%)
Oral Moniliasis	0 (0.00%)	3 (9.40%)	1 (2.90%)
Dysphagia	2 (6.30%)	1 (3.10%)	3 (8.80%)
Flatulence	2 (6.30%)	1 (3.10%)	3 (8.80%)
Rectal Disorder	0 (0.00%)	0 (0.00%)	3 (8.80%)
Nausea And Vomiting	0 (0.00%)	2 (6.30%)	0 (0.00%)
Cheilitis	0 (0.00%)	0 (0.00%)	2 (5.90%)
Liver Function Tests Abnormal	1 (3.10%)	1 (3.10%)	2 (5.90%)
Rectal Hemorrhage	1 (3.10%)	1 (3.10%)	2 (5.90%)
Ulcerative Stomatitis	0 (0.00%)	0 (0.00%)	2 (5.90%)
Hemic and Lymphatic			
Leukopenia	10 (31.30%)	15 (46.90%)	19 (55.90%)
Anemia	7 (21.90%)	6 (18.80%)	10 (29.40%)
Thrombocytopenia	5 (15.60%)	2 (6.30%)	7 (20.60%)
Ecchymosis	0 (0.00%)	0 (0.00%)	4 (11.80%)
Hypochromic Anemia	1 (3.10%)	1 (3.10%)	2 (5.90%)
Metabolic/Nutrition			
Peripheral Edema	6 (18.80%)	7 (21.90%)	5 (14.70%)
Hyperglycemia	3 (9.40%)	4 (12.50%)	7 (20.60%)
Weight Loss	0 (0.00%)	2 (6.30%)	6 (17.60%)
Alkaline Phosphatase Increased	1 (3.10%)	0 (0.00%)	3 (8.80%)
Dehydration	2 (6.30%)	1 (3.10%)	3 (8.80%)
Hypocalcemia	1 (3.10%)	2 (6.30%)	1 (2.90%)
Edema	0 (0.00%)	1 (3.10%)	2 (5.90%)
SGOT Increased	1 (3.10%)	0 (0.00%)	2 (5.90%)
SGPT Increased	2 (6.30%)	0 (0.00%)	2 (5.90%)
Musculoskeletal			
Arthralgia	16 (50.00%)	17 (53.10%)	14 (41.20%)
Myalgia	16 (50.00%)	9 (28.10%)	9 (26.50%)

Body System/Preferred Term	Control Arm	Treatment Arm	Treatment Arm
	Carboplatin Paclitaxel	Bevacizumab 7.5 mg/kg + Carboplatin Paclitaxel	Bevacizumab 15 mg/kg + Carboplatin Paclitaxel
	(N = 32)	(N = 32)	(N = 34)
Arthritis	2 (6.30%)	4 (12.50%)	0 (0.00%)
Bone Pain	0 (0.00%)	3 (9.40%)	2 (5.90%)
Leg Cramps	1 (3.10%)	1 (3.10%)	3 (8.80%)
Myasthenia	2 (6.30%)	1 (3.10%)	3 (8.80%)
Nervous			
Peripheral Neuritis	9 (28.10%)	8 (25.00%)	13 (38.20%)
Paresthesia	7 (21.90%)	9 (28.10%)	12 (35.30%)
Insomnia	14 (43.80%)	8 (25.00%)	5 (14.70%)
Depression	2 (6.30%)	5 (15.60%)	8 (23.50%)
Anxiety	4 (12.50%)	3 (9.40%)	7 (20.60%)
Confusion	0 (0.00%)	2 (6.30%)	5 (14.70%)
Dizziness	4 (12.50%)	4 (12.50%)	5 (14.70%)
Neuropathy	9 (28.10%)	4 (12.50%)	5 (14.70%)
Somnolence	1 (3.10%)	0 (0.00%)	4 (11.80%)
Agitation	0 (0.00%)	2 (6.30%)	0 (0.00%)
Nervousness	2 (6.30%)	2 (6.30%)	2 (5.90%)
Amnesia	0 (0.00%)	0 (0.00%)	2 (5.90%)
Ataxia	1 (3.10%)	0 (0.00%)	2 (5.90%)
Emotional Lability	0 (0.00%)	1 (3.10%)	2 (5.90%)
Respiratory			
Cough Increased	8 (25.00%)	12 (37.50%)	17 (50.00%)
Epistaxis	2 (6.30%)	10 (31.30%)	15 (44.10%)
Dyspnea	11 (34.40%)	14 (43.80%)	14 (41.20%)
Hemoptysis	2 (6.30%)	9 (28.10%)	4 (11.80%)
Pharyngitis	3 (9.40%)	5 (15.60%)	9 (26.50%)
Rhinitis	0 (0.00%)	8 (25.00%)	7 (20.60%)
Voice Alteration	0 (0.00%)	5 (15.60%)	8 (23.50%)
Sinusitis	1 (3.10%)	3 (9.40%)	7 (20.60%)
Lung Disorder	3 (9.40%)	6 (18.80%)	6 (17.60%)
Bronchitis	1 (3.10%)	3 (9.40%)	4 (11.80%)
Hiccup	1 (3.10%)	2 (6.30%)	2 (5.90%)
Pleural Effusion	0 (0.00%)	2 (6.30%)	0 (0.00%)
Pneumonia	2 (6.30%)	2 (6.30%)	1 (2.90%)
Asthma	2 (6.30%)	1 (3.10%)	2 (5.90%)
Skin and Appendages			
Alopecia	17 (53.10%)	20 (62.50%)	22 (64.70%)
Rash	3 (9.40%)	11 (34.40%)	8 (23.50%)
Pruritus	0 (0.00%)	5 (15.60%)	2 (5.90%)
Sweating	3 (9.40%)	4 (12.50%)	4 (11.80%)
Acne	1 (3.10%)	0 (0.00%)	4 (11.80%)
Special Senses			
Taste Perversion	1 (3.10%)	3 (9.40%)	2 (5.90%)
Amblyopia	2 (6.30%)	0 (0.00%)	3 (8.80%)
Ear Pain	2 (6.30%)	1 (3.10%)	3 (8.80%)
Tinnitus	1 (3.10%)	2 (6.30%)	1 (2.90%)
Urogenital			
Urinary Tract Infection	0 (0.00%)	1 (3.10%)	5 (14.70%)

Body System/Preferred Term	Control Arm	Treatment Arm	Treatment Arm
	Carboplatin Paclitaxel	Bevacizumab 7.5 mg/kg + Carboplatin Paclitaxel	Bevacizumab 15 mg/kg + Carboplatin Paclitaxel
	(N = 32)	(N = 32)	(N = 34)
Cystitis	0 (0.00%)	0 (0.00%)	3 (8.80%)
Urinary Incontinence	1 (3.10%)	0 (0.00%)	2 (5.90%)
Urinary Frequency	3 (9.40%)	0 (0.00%)	0 (0.00%)

*Due to the size of the trial and rates, the table of adverse events occurring in $\geq 1\%$ patients was condensed to the table of adverse events occurring in $\geq 4\%$ of patients (1 patient per group equals $< 4\%$).

Table 10 Summary of Adverse Events that Occurred with $\geq 4\%$ * Difference in Incidence Rate between Treatment Arms in Study AVF0757g

Body System/Preferred Term	Control Arm	Treatment Arm	Treatment Arm
	Carboplatin Paclitaxel	Bevacizumab 7.5 mg/kg + Carboplatin Paclitaxel	Bevacizumab 15 mg/kg + Carboplatin Paclitaxel
	(N = 32)	(N = 32)	(N = 34)
Body as a Whole			
Asthenia	22 (68.80%)	24 (75.00%)	26 (76.50%)
Headache	3 (9.40%)	10 (31.30%)	16 (47.10%)
Chest Pain	9 (28.10%)	6 (18.80%)	12 (35.30%)
Infection	8 (25.00%)	10 (31.30%)	12 (35.30%)
Fever	4 (12.50%)	11 (34.40%)	11 (32.40%)
Abdominal Pain	3 (9.40%)	4 (12.50%)	8 (23.50%)
Back Pain	2 (6.30%)	5 (15.60%)	4 (11.80%)
Reaction Unevaluable	1 (3.10%)	4 (12.50%)	0 (0.00%)
Moniliasis	0 (0.00%)	0 (0.00%)	3 (8.80%)
Cellulitis	0 (0.00%)	2 (6.30%)	2 (5.90%)
Abscess	0 (0.00%)	0 (0.00%)	2 (5.90%)
Cardiovascular			
Hypertension	1 (3.10%)	5 (15.60%)	6 (17.60%)
Hemorrhage	0 (0.00%)	4 (12.50%)	0 (0.00%)
Hypotension	1 (3.10%)	4 (12.50%)	3 (8.80%)
Syncope	2 (6.30%)	2 (6.30%)	4 (11.80%)
Cerebrovascular Accident	0 (0.00%)	0 (0.00%)	2 (5.90%)
Deep Thrombophlebitis	0 (0.00%)	1 (3.10%)	2 (5.90%)
Thrombosis	0 (0.00%)	0 (0.00%)	2 (5.90%)
Digestive			
Anorexia	8 (25.00%)	9 (28.10%)	14 (41.20%)
Diarrhea	6 (18.80%)	9 (28.10%)	14 (41.20%)
Stomatitis	3 (9.40%)	5 (15.60%)	8 (23.50%)
Vomiting	6 (18.80%)	6 (18.80%)	8 (23.50%)
Oral Moniliasis	0 (0.00%)	3 (9.40%)	1 (2.90%)
Rectal Disorder	0 (0.00%)	0 (0.00%)	3 (8.80%)
Nausea And Vomiting	0 (0.00%)	2 (6.30%)	0 (0.00%)
Cheilitis	0 (0.00%)	0 (0.00%)	2 (5.90%)
Ulcerative Stomatitis	0 (0.00%)	0 (0.00%)	2 (5.90%)

Body System/Preferred Term	Control Arm	Treatment Arm	Treatment Arm
	Carboplatin Paclitaxel	Bevacizumab 7.5 mg/kg + Carboplatin Paclitaxel	Bevacizumab 15 mg/kg + Carboplatin Paclitaxel
	(N = 32)	(N = 32)	(N = 34)
Hemic and Lymphatic			
Leukopenia	10 (31.30%)	15 (46.90%)	19 (55.90%)
Anemia	7 (21.90%)	6 (18.80%)	10 (29.40%)
Thrombocytopenia	5 (15.60%)	2 (6.30%)	7 (20.60%)
Ecchymosis	0 (0.00%)	0 (0.00%)	4 (11.80%)
Metabolic/Nutrition			
Hyperglycemia	3 (9.40%)	4 (12.50%)	7 (20.60%)
Weight Loss	0 (0.00%)	2 (6.30%)	6 (17.60%)
Alkaline Phosphatase Increased	1 (3.10%)	0 (0.00%)	3 (8.80%)
Edema	0 (0.00%)	1 (3.10%)	2 (5.90%)
Musculoskeletal			
Arthritis	2 (6.30%)	4 (12.50%)	0 (0.00%)
Bone Pain	0 (0.00%)	3 (9.40%)	2 (5.90%)
Leg Cramps	1 (3.10%)	1 (3.10%)	3 (8.80%)
Nervous			
Peripheral Neuritis	9 (28.10%)	8 (25.00%)	13 (38.20%)
Paresthesia	7 (21.90%)	9 (28.10%)	12 (35.30%)
Depression	2 (6.30%)	5 (15.60%)	8 (23.50%)
Anxiety	4 (12.50%)	3 (9.40%)	7 (20.60%)
Confusion	0 (0.00%)	2 (6.30%)	5 (14.70%)
Somnolence	1 (3.10%)	0 (0.00%)	4 (11.80%)
Agitation	0 (0.00%)	2 (6.30%)	0 (0.00%)
Amnesia	0 (0.00%)	0 (0.00%)	2 (5.90%)
Emotional Lability	0 (0.00%)	1 (3.10%)	2 (5.90%)
Respiratory			
Cough Increased	8 (25.00%)	12 (37.50%)	17 (50.00%)
Epistaxis	2 (6.30%)	10 (31.30%)	15 (44.10%)
Dyspnea	11 (34.40%)	14 (43.80%)	14 (41.20%)
Hemoptysis	2 (6.30%)	9 (28.10%)	4 (11.80%)
Pharyngitis	3 (9.40%)	5 (15.60%)	9 (26.50%)
Rhinitis	0 (0.00%)	8 (25.00%)	7 (20.60%)
Voice Alteration	0 (0.00%)	5 (15.60%)	8 (23.50%)
Sinusitis	1 (3.10%)	3 (9.40%)	7 (20.60%)
Lung Disorder	3 (9.40%)	6 (18.80%)	6 (17.60%)
Bronchitis	1 (3.10%)	3 (9.40%)	4 (11.80%)
Pleural Effusion	0 (0.00%)	2 (6.30%)	0 (0.00%)
Skin and Appendages			
Alopecia	17 (53.10%)	20 (62.50%)	22 (64.70%)
Rash	3 (9.40%)	11 (34.40%)	8 (23.50%)
Pruritus	0 (0.00%)	5 (15.60%)	2 (5.90%)
Acne	1 (3.10%)	0 (0.00%)	4 (11.80%)
Special Senses			
Taste Perversion	1 (3.10%)	3 (9.40%)	2 (5.90%)
Urogenital			
Urinary Tract Infection	0 (0.00%)	1 (3.10%)	5 (14.70%)
Cystitis	0 (0.00%)	0 (0.00%)	3 (8.80%)

*Due to the size of the trial and rates (1 patient per group equals < 4%), the table is condensed to the table of adverse events occurring with ≥4% increased frequency in bevacizumab groups over the active control group.

Platinum-Sensitive Recurrent Epithelial Ovarian, Fallopian Tube and Primary Peritoneal Cancer

Table 11 All Treatment-Related Adverse Events with a Frequency of ≥ 1% for both Treatment Arms in Study AVF4095g

Toxicity Category and Term	Control Arm	Treatment Arm
	Carboplatin + Gemcitabine + Placebo (n = 233)	Carboplatin + Gemcitabine + Bevacizumab (n = 247)
Blood and Lymphatic System Disorders		
Anemia	44 (18.9%)	32 (13.0%)
Leukopenia	15 (6.4%)	13 (5.3%)
Neutropenia	50 (21.5%)	60 (24.3%)
Thrombocytopenia	31 (13.3%)	50 (20.2%)
Ear and Labyrinth Disorders		
Tinnitus	2 (0.9%)	3 (1.2%)
Eye Disorders		
Lacrimination Increased	2 (0.9%)	4 (1.6%)
Vision Blurred	2 (0.9%)	7 (2.8%)
Gastrointestinal Disorders		
Abdominal Discomfort	1 (0.4%)	4 (1.6%)
Abdominal Distension	3 (1.3%)	3 (1.2%)
Abdominal Pain	4 (1.7%)	8 (3.2%)
Constipation	25 (10.7%)	30 (12.1%)
Diarrhea	11 (4.7%)	24 (9.7%)
Dry Mouth	(0.00%)	4 (1.6%)
Dyspepsia	(0.00%)	5 (2.0%)
Gingival Bleeding	(0.00%)	12 (4.9%)
Gingival Pain	(0.0%)	4 (1.6%)
Glossodynia	(0.0%)	3 (1.2%)
Hematochezia	3 (1.3%)	1 (0.4%)
Nausea	36 (15.5%)	57 (23.1%)
Oral Pain	(0.00%)	6 (2.4%)
Rectal Hemorrhage	3 (1.3%)	6 (2.4%)
Stomatitis	6 (2.6%)	13 (5.3%)
Vomiting	11 (4.7%)	23 (9.3%)
General Disorders and Administration Site Conditions		
Asthenia	5 (2.1%)	5 (2.0%)
Chest Discomfort	(0.00%)	3 (1.2%)
Chest Pain	1 (0.4%)	3 (1.2%)
Chills	3 (1.3%)	6 (2.4%)
Fatigue	64 (27.5%)	73 (29.6%)
Influenza Like Illness	(0.00%)	3 (1.2%)
Mucosal Inflammation	5 (2.1%)	13 (5.3%)
Edema Peripheral	4 (1.7%)	9 (3.6%)
Pyrexia	5 (2.1%)	8 (3.2%)
Infections and Infestations		

Toxicity Category and Term	Control Arm	Treatment Arm
	Carboplatin + Gemcitabine + Placebo	Carboplatin + Gemcitabine + Bevacizumab
	(n = 233)	(n = 247)
Rhinitis	(0.00%)	3 (1.2%)
Sinusitis	5 (2.1%)	3 (1.2%)
Urinary Tract Infection	1 (0.4%)	3 (1.2%)
Injury, Poisoning and Procedural Complications		
Contusion	4 (1.7%)	14 (5.7%)
Investigations		
Alanine Aminotransferase Increased	3 (1.3%)	1 (0.4%)
Blood Alkaline Phosphatase Increased	3 (1.3%)	2 (0.8%)
Blood Pressure Increased	(0.0%)	4 (1.6%)
Hemoglobin Decreased	9 (3.9%)	11 (4.5%)
Neutrophil Count Decreased	12 (5.2%)	8 (3.2%)
Platelet Count Decreased	8 (3.4%)	10 (4.0%)
Urine Protein/Creatinine Ratio Increased	2 (0.9%)	3 (1.2%)
White Blood Cell Count Decreased	11 (4.7%)	5 (2.0%)
Metabolism and Nutrition Disorders		
Decreased Appetite	14 (6.0%)	15 (6.1%)
Dehydration	4 (1.7%)	1 (0.4%)
Hypokalemia	5 (2.1%)	3 (1.2%)
Hypomagnesemia	(0.00%)	3 (1.2%)
Musculoskeletal and Connective Tissue Disorders		
Arthralgia	10 (4.3%)	15 (6.1%)
Muscle Spasms	1 (0.4%)	6 (2.4%)
Musculoskeletal Pain	3 (1.3%)	3 (1.2%)
Myalgia	5 (2.1%)	9 (3.6%)
Pain In Extremity	4 (1.7%)	10 (4.0%)
Nervous System Disorders		
Dizziness	3 (1.3%)	13 (5.3%)
Dysgeusia	9 (3.9%)	10 (4.0%)
Headache	22 (9.4%)	41 (16.6%)
Hypoaesthesia	3 (1.3%)	3 (1.2%)
Neuropathy Peripheral	7 (3.0%)	8 (3.2%)
Peripheral Sensory Neuropathy	3 (1.3%)	1 (0.4%)
Psychiatric Disorders		
Insomnia	1 (0.4%)	6 (2.4%)
Renal and Urinary Disorders		
Proteinuria	7 (3.0%)	49 (19.8%)
Respiratory, Thoracic and Mediastinal Disorders		
Cough	4 (1.7%)	4 (1.6%)
Dysphonia	4 (1.7%)	18 (7.3%)
Dyspnoea	7 (3.0%)	10 (4.0%)
Dyspnoea Exertional	4 (1.7%)	4 (1.6%)
Epistaxis	24 (10.3%)	106 (42.9%)
Nasal Congestion	2 (0.9%)	5 (2.0%)

Toxicity Category and Term	Control Arm	Treatment Arm
	Carboplatin + Gemcitabine + Placebo	Carboplatin + Gemcitabine + Bevacizumab
	(n = 233)	(n = 247)
Oropharyngeal Pain	3 (1.3%)	7 (2.8%)
Rhinorrhoea	4 (1.7%)	17 (6.9%)
Sinus Congestion	1 (0.4%)	4 (1.6%)
Skin and Subcutaneous Tissue Disorders		
Alopecia	7 (3.0%)	12 (4.9%)
Dry Skin	(0.00%)	5 (2.0%)
Ecchymosis	(0.00%)	3 (1.2%)
Erythema	3 (1.3%)	4 (1.6%)
Petechiae	2 (0.9%)	6 (2.4%)
Pruritus	4 (1.7%)	4 (1.6%)
Rash	14 (6.0%)	17 (6.9%)
Skin Discolouration	(0.0%)	5 (2.0%)
Skin Hyperpigmentation	(0.0%)	3 (1.2%)
Vascular Disorders		
Deep Vein Thrombosis	1 (0.4%)	4 (1.6%)
Flushing	4 (1.7%)	4 (1.6%)
Hypertension	15 (6.4%)	80 (32.4%)
Thrombosis	(0.00%)	4 (1.6%)

The most frequent ($\geq 20\%$) adverse events observed in the bevacizumab arm were anemia, neutropenia, thrombocytopenia, abdominal pain, constipation, diarrhea, nausea, vomiting, fatigue, arthralgia, back pain, dizziness, headache, insomnia, cough, dyspnea, epistaxis, alopecia, rash, and hypertension. The most frequent ($\geq 20\%$) adverse events observed in the chemotherapy arm were anemia, neutropenia, thrombocytopenia, abdominal pain, constipation, diarrhea, nausea, vomiting, fatigue, decreased appetite, headache, peripheral neuropathy, dyspnea, alopecia, and rash.

22.3% of patients in the bevacizumab arm and 4.7% of patients in the chemotherapy alone arm experienced an adverse event of any Grade that led to discontinuation of study drug. The most common treatment-emergent adverse events leading to study drug discontinuation were neutropenia (1.6% in the bevacizumab arm vs 0.4% in the chemotherapy arm), thrombocytopenia (1.6% vs 0.9%), proteinuria (3.6% vs 0.0%), epistaxis (1.2% vs 0.0%), and hypertension (4.0% vs 0.0%).

Table 12 Treatment-Emergent Adverse Events Occurring in $\geq 2\%$ of Platinum-Sensitive Recurrent Ovarian Cancer Patients Treated with bevacizumab + Chemotherapy Compared to Those Treated with Chemotherapy Alone in Study AVF4095g

Toxicity Category and Term	Control Arm	Treatment Arm
	Carboplatin + Gemcitabine + Placebo	Carboplatin + Gemcitabine + Bevacizumab
	(n = 233)	(n = 247)
Blood and Lymphatic System Disorders		
Thrombocytopenia	119 (51.1%)	143 (57.9%)
Gastrointestinal Disorders		
Diarrhoea	68 (29.2%)	95 (38.5%)

Toxicity Category and Term	Control Arm	Treatment Arm
	Carboplatin + Gemcitabine + Placebo	Carboplatin + Gemcitabine + Bevacizumab
	(n = 233)	(n = 247)
Gastritis	(0.0%)	5 (2.0%)
Gingival Bleeding	1 (0.4%)	17 (6.9%)
Gingival Pain	(0.0%)	8 (3.2%)
Glossodynia	(0.0%)	8 (3.2%)
Haemorrhoids	6 (2.6%)	19 (7.7%)
Nausea	153 (65.7%)	179 (72.5%)
Oral Pain	3 (1.3%)	13 (5.3%)
Rectal Haemorrhage	10 (4.3%)	21 (8.5%)
Stomatitis	16 (6.9%)	38 (15.4%)
Toothache	4 (1.7%)	12 (4.9%)
Vomiting	69 (29.6%)	82 (33.2%)
General Disorders and Administration Site Conditions		
Catheter Site Pain	5 (2.1%)	14 (5.7%)
Chest Pain	9 (3.9%)	18 (7.3%)
Fatigue	175 (75.1%)	202 (81.8%)
Mucosal Inflammation	23 (9.9%)	38 (15.4%)
Immune System Disorders		
Drug Hypersensitivity	18 (7.7%)	30 (12.1%)
Seasonal Allergy	3 (1.3%)	9 (3.6%)
Infections and Infestations		
Cellulitis	8 (3.4%)	14 (5.7%)
Influenza	1 (0.4%)	9 (3.6%)
Oral Herpes	2 (0.9%)	9 (3.6%)
Sinusitis	21 (9.0%)	36 (14.6%)
Upper Respiratory Tract Infection	28 (12.0%)	42 (17.0%)
Injury, Poisoning and Procedural Complications		
Contusion	21 (9.0%)	43 (17.4%)
Investigations		
Blood Pressure Increased	(0.0%)	7 (2.8%)
Haemoglobin Decreased	21 (9.0%)	30 (12.1%)
Metabolism and Nutrition Disorders		
Hyperglycaemia	17 (7.3%)	23 (9.3%)
Hyponatremia	5 (2.1%)	12 (4.9%)
Musculoskeletal and Connective Tissue Disorders		
Arthralgia	44 (18.9%)	69 (27.9%)
Back Pain	31 (13.3%)	51 (20.6%)
Muscle Spasms	14 (6.0%)	21 (8.5%)
Musculoskeletal Pain	15 (6.4%)	21 (8.5%)
Musculoskeletal Stiffness	1 (0.4%)	9 (3.6%)
Myalgia	32 (13.7%)	42 (17.0%)
Plantar Fasciitis	(0.0%)	6 (2.4%)
Nervous System Disorders		
Amnesia	2 (0.9%)	8 (3.2%)
Dizziness	39 (16.7%)	57 (23.1%)
Headache	70 (30.0%)	120 (48.6%)
Migraine	(0.0%)	6 (2.4%)

Toxicity Category and Term	Control Arm	Treatment Arm
	Carboplatin + Gemcitabine + Placebo	Carboplatin + Gemcitabine + Bevacizumab
	(n = 233)	(n = 247)
Psychiatric Disorders		
Anxiety	18 (7.7%)	29 (11.7%)
Depression	24 (10.3%)	34 (13.8%)
Insomnia	36 (15.5%)	51 (20.6%)
Renal and Urinary Disorders		
Proteinuria	8 (3.4%)	49 (19.8%)
Respiratory, Thoracic and Mediastinal Disorders		
Cough	43 (18.5%)	64 (25.9%)
Dysphonia	8 (3.4%)	33 (13.4%)
Dyspnoea	56 (24.0%)	74 (30.0%)
Epistaxis	33 (14.2%)	135 (54.7%)
Oropharyngeal Pain	23 (9.9%)	40 (16.2%)
Rhinorrhoea	9 (3.9%)	25 (10.1%)
Sinus Congestion	4 (1.7%)	19 (7.7%)
Skin and Subcutaneous Tissue Disorders		
Dry Skin	6 (2.6%)	13 (5.3%)
Nail Disorder	1 (0.4%)	7 (2.8%)
Petechiae	4 (1.7%)	13 (5.3%)
Pruritus	27 (11.6%)	35 (14.2%)
Skin Discolouration	(0.0%)	5 (2.0%)
Vascular Disorders		
Flushing	9 (3.9%)	15 (6.1%)
Hot Flush	13 (5.6%)	19 (7.7%)
Hypertension	20 (8.6%)	104 (42.1%)

Platinum-Resistant Recurrent Epithelial Ovarian, Fallopian Tube and Primary Peritoneal Cancer

Table 13 All Treatment-Related Adverse Events with a Frequency of $\geq 1\%$ in Either Treatment Arms in Study M022224

System Organ Class/ Preferred Term	Control Arm	Treatment Arm
	Chemotherapy	Chemotherapy + Bevacizumab
	(n = 181)	(n = 247)
Blood and Lymphatic System Disorders		
Neutropenia	46 (25.4%)	52 (29.1%)
Anemia	40 (22.1%)	29 (16.2%)
Leukopenia	25 (13.8%)	21 (11.7%)
Thrombocytopenia	12 (6.6%)	10 (5.6%)
Lymphopenia	7 (3.9%)	1 (0.6%)
Eye Disorders		
Lacrimation Increased	0 (0.0%)	3 (1.7%)
Gastrointestinal Disorders		
Nausea	8 (4.4%)	14 (7.8%)
Diarrhea	8 (4.4%)	11 (6.1%)

System Organ Class/ Preferred Term	Control Arm	Treatment Arm
	Chemotherapy	Chemotherapy + Bevacizumab
	(n = 181)	(n = 247)
Vomiting	13 (7.2%)	8 (4.5%)
Constipation	9 (5.0%)	6 (3.4%)
Abdominal Pain Upper	1 (0.6%)	4 (2.2%)
Abdominal Pain	3 (1.7%)	3 (1.7%)
Aphthous Stomatitis	1 (0.6%)	3 (1.7%)
Dyspepsia	1 (0.6%)	2 (1.1%)
Oesophagitis	2 (1.1%)	2 (1.1%)
Stomatitis	0 (0.0%)	2 (1.1%)
General Disorders and Administration Site Conditions		
Fatigue	38 (21.0%)	41 (22.9%)
Mucosal Inflammation	10 (5.5%)	20 (11.2%)
Pyrexia	2 (1.1%)	3 (1.7%)
General Physical Health Disorder	1 (0.6%)	2 (1.1%)
Edema Peripheral	1 (0.6%)	2 (1.1%)
Asthenia	5 (2.8%)	1 (0.6%)
Immune System Disorders		
Hypersensitivity	3 (1.7%)	2 (1.1%)
Infections and Infestations		
Tooth Abscess	0 (0.0%)	4 (2.2%)
Infection	2 (1.1%)	3 (1.7%)
Localised Infection	0 (0.0%)	2 (1.1%)
Paronychia	1 (0.6%)	2 (1.1%)
Tooth Infection	0 (0.0%)	2 (1.1%)
Urinary Tract Infection	3 (1.7%)	2 (1.1%)
Nail Infection	2 (1.1%)	1 (0.6%)
Bronchitis	2 (1.1%)	0 (0.0%)
Oral Fungal Infection	2 (1.1%)	0 (0.0%)
Investigations		
Weight Decreased	4 (2.2%)	6 (3.4%)
Gamma-Glutamyl transferase	1 (0.6%)	2 (1.1%)
Platelet Count Decreased	4 (2.2%)	2 (1.1%)
Metabolism and Nutrition Disorders		
Decreased Appetite	10 (5.5%)	8 (4.5%)
Hypomagnesemia	0 (0.0%)	2 (1.1%)
Musculoskeletal and Connective Tissue Disorders		
Pain in Extremity	1 (0.6%)	3 (1.7%)
Musculoskeletal Pain	3 (1.7%)	1 (0.6%)
Nervous System Disorders		
Peripheral Sensory Neuropathy	11 (6.1%)	30 (16.8%)
Renal and Urinary Disorders		
Proteinuria	0 (0.0%)	18 (10.1%)
Respiratory, Thoracic and Mediastinal Disorders		
Epistaxis	0 (0.0%)	9 (5.0%)
Dyspnoea	0 (0.0%)	3 (1.7%)
Pulmonary Embolism	2 (1.1%)	3 (1.7%)
Skin and Subcutaneous Tissue		

System Organ Class/ Preferred Term	Control Arm	Treatment Arm
	Chemotherapy	Chemotherapy + Bevacizumab
	(n = 181)	(n = 247)
Disorders		
Palmar-Plantar Erythrodysesthesia Syndrome	8 (4.4%)	19 (10.6%)
Alopecia	11 (6.1%)	15 (8.4%)
Nail Disorder	1 (0.6%)	7 (3.9%)
Nail Toxicity	0 (0.0%)	7 (3.9%)
Onycholysis	3 (1.7%)	7 (3.9%)
Erythema	1 (0.6%)	4 (2.2%)
Rash	1 (0.6%)	4 (2.2%)
Nail Dystrophy	1 (0.6%)	3 (1.7%)
Skin Lesion	1 (0.6%)	2 (1.1%)
Skin Ulcer	0 (0.0%)	2 (1.1%)
Dermatitis	2 (1.1%)	0 (0.0%)
Vascular Disorders		
Hypertension	0 (0.0%)	31 (17.3%)
Venous Thrombosis	0 (0.0%)	2 (1.1%)

The most frequent ($\geq 20\%$) all grade adverse events occurring in the bevacizumab plus paclitaxel arm were neutropenia, fatigue, peripheral sensory neuropathy, alopecia, and hypertension. The most frequent events occurring in the paclitaxel only arm were neutropenia, fatigue, and peripheral sensory neuropathy.

The most frequent ($\geq 20\%$) events occurring in the bevacizumab plus PLD arm were mucosal inflammation, fatigue, proteinuria, palmar-plantar erythrodysesthesia syndrome, and hypertension. The most frequent events occurring in the PLD only arm were fatigue.

The most frequent ($\geq 20\%$) events occurring in the bevacizumab plus topotecan group were neutropenia, anemia, and fatigue. The most frequent events occurring in the topotecan only arm were neutropenia, anemia, and leukopenia.

In the bevacizumab plus paclitaxel group 45.0% of patients discontinued treatment due to adverse events compared to 16.4% in the paclitaxel group. The most common ($\geq 2\%$) Grade 2–5 adverse events that led to study treatment discontinuation and occurred in the bevacizumab plus paclitaxel arm were neutropenia (5.0%), fatigue (6.7%), peripheral sensory neuropathy (11.7%), nail disorder (5.0%), nail dystrophy (3.3%), and nail toxicity (3.3%). In the bevacizumab plus PLD group 21.0% of patients discontinued treatment due to adverse events compared to 3.2% in the PLD group. The most common events that led to study treatment discontinuation and occurred in the bevacizumab plus PLD arm were palmar-plantar erythrodysesthesia syndrome (8.1%) and hypertension (3.2%). In the bevacizumab plus topotecan group 21.1% of patients discontinued treatment due to adverse events compared to 7.9% in the topotecan group. The most common event that led to study treatment discontinuation and occurred in the bevacizumab plus topotecan arm was fatigue (3.5%).

Among patients initially randomized to chemotherapy alone, 72 (40%) crossed over to receive single-agent bevacizumab after progression of disease. Median duration of bevacizumab monotherapy in this subgroup was 11.6 weeks (0-55 week range). Grade 3–5 adverse events occurred in 19 / 72 patients (26.4%). Sixteen patients (22.2%) experienced Grade 3 adverse

events. Two patients (2.8%) experienced Grade 4 adverse events (transient ischemic attack and PRES). One patient (1.4%) experienced a Grade 5 GI hemorrhage.

Table 14 Treatment-Emergent Adverse Events Occurring in \geq 2% of Platinum-Resistant Recurrent Ovarian Cancer Patients Treated with Bevacizumab + Chemotherapy Compared to Those Treated with Chemotherapy Alone (by chemotherapy cohort) in Study M022224

System Organ Class/ Preferred Term	Control Arm	Treatment Arm
	Paclitaxel + Placebo	Paclitaxel + Bevacizumab
	(n = 55)	(n = 60)
Blood and Lymphatic System Disorders		
Neutropenia	12 (21.8%)	24 (40.0%)
Leukopenia	6 (10.9%)	9 (15.0%)
Anemia	10 (18.2%)	7 (11.7%)
Thrombocytopenia	0 (0.0%)	2 (3.3%)
Eye Disorders		
Lacrimation Increased	0 (0.0%)	3 (5.0%)
Conjunctivitis	0 (0.0%)	2 (3.3%)
Gastrointestinal Disorders		
Abdominal Pain	8 (14.5%)	7 (11.7%)
Abdominal Pain Upper	1 (1.8%)	4 (6.7%)
Aphthous Stomatitis	0 (0.0%)	3 (5.0%)
Dyspepsia	0 (0.0%)	2 (3.3%)
Subileus	0 (0.0%)	2 (3.3%)
Vomiting	7 (12.7%)	2 (3.3%)
Ascites	4 (7.3%)	0 (0.0%)
General Disorders and Administration Site Conditions		
Fatigue	21 (38.2%)	20 (33.3%)
Pyrexia	3 (5.5%)	6 (10.0%)
Mucosal Inflammation	0 (0.0%)	4 (6.7%)
General Physical Health Deterioration	0 (0.0%)	2 (3.3%)
Asthenia	2 (3.6%)	0 (0.0%)
Hepatobiliary Disorders		
Hyperbilirubinaemia	0 (0.0%)	2 (3.3%)
Infections and Infestations		
Infection	2 (3.6%)	9 (15.0%)
Urinary Tract Infection	4 (7.3%)	6 (10.0%)
Cystitis	2 (3.6%)	4 (6.7%)
Bronchitis	0 (0.0%)	2 (3.3%)
Device Related Infection	0 (0.0%)	2 (3.3%)
Sinusitis	0 (0.0%)	2 (3.3%)
Respiratory Tract Infection	2 (3.6%)	0 (0.0%)
Investigations		
Weight Decreased	0 (0.0%)	2 (3.3%)
Metabolism and Nutrition Disorders		
Decreased Appetite	6 (10.9%)	3 (5.0%)
Hypomagnesemia	0 (0.0%)	2 (3.3%)
Musculoskeletal and Connective Tissue Disorders		

System Organ Class/ Preferred Term	Control Arm	Treatment Arm
	Paclitaxel + Placebo	Paclitaxel + Bevacizumab
	(n = 55)	(n = 60)
Musculoskeletal Pain	4 (7.3%)	3 (5.0%)
Bone Pain	2 (3.6%)	0 (0.0%)
Nervous System Disorders		
Peripheral Sensory Neuropathy	12 (21.8%)	22 (36.7%)
Headache	3 (5.5%)	2 (3.3%)
Paraesthesia	2 (3.6%)	0 (0.0%)
Psychiatric Disorders		
Anxiety	2 (3.6%)	0 (0.0%)
Renal and Urinary Disorders		
Proteinuria	0 (0.0%)	7 (11.7%)
Vesical Fistula	0 (0.0%)	2 (3.3%)
Respiratory, Thoracic and Mediastinal Disorders		
Epistaxis	0 (0.0%)	5 (8.3%)
Dyspnoea	0 (0.0%)	3 (5.0%)
Pulmonary Embolism	3 (5.5%)	0 (0.0%)
Skin and Subcutaneous Tissue Disorders		
Alopecia	8 (14.5%)	12 (20.0%)
Nail Disorder	0 (0.0%)	7 (11.7%)
Onycholysis	3 (5.5%)	7 (11.7%)
Nail Toxicity	0 (0.0%)	6 (10.0%)
Nail Dystrophy	1 (1.8%)	3 (5.0%)
Vascular Disorders		
Hypertension	3 (5.5%)	12 (20.0%)
Embolism Venous	0 (0.0%)	2 (3.3%)
Blood and Lymphatic System Disorders		
Anemia	8 (12.7%)	11 (17.7%)
Lymphopenia	4 (6.3%)	0 (0.0%)
Gastrointestinal Disorders		
Abdominal Pain Upper	1 (1.6%)	3 (4.8%)
Subileus	5 (7.9%)	1 (1.6%)
General Disorders and Administration Site Conditions		
Mucosal Inflammation	7 (11.1%)	18 (29.0%)
Asthenia	3 (4.8%)	1 (1.6%)
Pyrexia	3 (4.8%)	1 (1.6%)
Infections and Infestations		
Urinary Tract Infection	3 (4.8%)	5 (8.1%)
Tooth Abscess	0 (0.0%)	4 (6.5%)
Cystitis	1 (1.6%)	3 (4.8%)
Bronchitis	2 (3.2%)	0 (0.0%)
Investigations		
Weight Decreased	4 (6.3%)	6 (9.7%)
Metabolism and Nutrition Disorders		
Dehydration	1 (1.6%)	3 (4.8%)
Musculoskeletal and Connective Tissue Disorders		
Musculoskeletal Pain	0 (0.0%)	2 (3.2%)

System Organ Class/ Preferred Term	Control Arm	Treatment Arm
	Paclitaxel + Placebo	Paclitaxel + Bevacizumab
	(n = 55)	(n = 60)
Nervous System Disorders		
Peripheral Sensory Neuropathy	0 (0.0%)	5 (8.1%)
Headache	0 (0.0%)	2 (3.2%)
Psychiatric Disorders		
Depression	2 (3.2%)	0 (0.0%)
Renal and Urinary Disorders		
Proteinuria	1 (1.6%)	13 (21.0%)
Hydronephrosis	3 (4.8%)	0 (0.0%)
Respiratory Thoracic and Mediastinal Disorders		
Epistaxis	0 (0.0%)	4 (6.5%)
Skin and Subcutaneous Tissue Disorders		
Palmar-Plantar Erythrodysesthesia Syndrome	8 (12.7%)	17 (27.4%)
Erythema	1 (1.6%)	4 (6.5%)
Dermatitis	2 (3.2%)	0 (0.0%)
Vascular Disorders		
Hypertension	4 (6.3%)	19 (30.6%)
Venous Thrombosis	0 (0.0%)	2 (3.2%)
Blood and Lymphatic System Disorders		
Neutropenia	25 (39.7%)	21 (36.8%)
Anemia	30 (47.6%)	17 (29.8%)
Leukopenia	13 (20.6%)	9 (15.8%)
Thrombocytopenia	12 (19.0%)	8 (14.0%)
Gastrointestinal Disorders		
Abdominal Pain	6 (9.5%)	7 (12.3%)
Nausea	3 (4.8%)	7 (12.3%)
Diarrhea	1 (1.6%)	6 (10.5%)
Constipation	7 (11.1%)	5 (8.8%)
Vomiting	7 (11.1%)	5 (8.8%)
Subileus	3 (4.8%)	4 (7.0%)
Abdominal Pain Upper	2 (3.2%)	3 (5.3%)
Ileus	0 (0.0%)	3 (5.3%)
Intestinal Obstruction	0 (0.0%)	2 (3.5%)
Toothache	0 (0.0%)	2 (3.5%)
Ascites	4 (6.3%)	1 (1.8%)
Abdominal Distension	3 (4.8%)	0 (0.0%)
General Disorders and Administration Site Conditions		
Fatigue	12 (19.0%)	14 (24.6%)
General Physical Health Deterioration	0 (0.0%)	2 (3.5%)
Mucosal Inflammation	3 (4.8%)	1 (1.8%)
Pyrexia	5 (7.9%)	1 (1.8%)
General Symptom	2 (3.2%)	0 (0.0%)
Infections and Infestations		
Infection	4 (6.3%)	8 (14.0%)
Urinary Tract Infection	6 (9.5%)	4 (7.0%)
Nasopharyngitis	0 (0.0%)	2 (3.5%)

System Organ Class/ Preferred Term	Control Arm	Treatment Arm
	Paclitaxel + Placebo	Paclitaxel + Bevacizumab
	(n = 55)	(n = 60)
Tooth Infection	0 (0.0%)	2 (3.5%)
Investigations		
Weight Decreased	1 (1.6%)	3 (5.3%)
Platelet Count Decreased	4 (6.3%)	2 (3.5%)
Weight Increased	0 (0.0%)	2 (3.5%)
Nervous System Disorders		
Peripheral Sensory Neuropathy	1 (1.6%)	5 (8.8%)
Renal and Urinary Disorders		
Proteinuria	0 (0.0%)	2 (3.5%)
Respiratory, Thoracic and Mediastinal Disorders		
Dyspnoea	4 (6.3%)	6 (10.5%)
Cough	0 (0.0%)	2 (3.5%)

Malignant Glioma (WHO Grade IV) – Glioblastoma

Table 15 Summary of Related Adverse Events with a frequency of $\geq 1\%$ in either treatment arms in Study EORTC 26101

System Organ Class/ Preferred Term	Control Arm	Treatment Arm
	Lomustine	Bevacizumab + Lomustine
	(n = 147)	(n = 278)
Gastrointestinal Disorders		
Nausea	21 (14.3%)	57 (20.5%)
Vomiting	7 (4.8%)	19 (6.8%)
Stomatitis	4 (2.7%)	21 (7.6%)
Constipation	8 (5.4%)	15 (5.4%)
Diarrhoea	5 (3.4%)	18 (6.5%)
Abdominal Pain	2 (1.4%)	9 (3.2%)
Dry Mouth	2 (1.4%)	4 (1.4%)
Periodontal Disease	0 (0%)	6 (2.2%)
Mouth Haemorrhage	0 (0%)	5 (1.8%)
Gastrooesophageal Reflux Disease	2 (1.4%)	2 (0.7%)
Oesophageal Pain	0 (0%)	4 (1.4%)
Dyspepsia	2 (1.4%)	1 (0.4%)
Haemorrhoids	0 (0%)	3 (1.1%)
Rectal Haemorrhage	0 (0%)	3 (1.1%)
General Disorders and Administration Site Conditions		
Fatigue	51 (34.7%)	143 (51.4%)
Malaise	3 (2.0%)	8 (2.9%)
Oedema Peripheral	2 (1.4%)	4 (1.4%)
Pyrexia	0 (0%)	5 (1.8%)
Immune System Disorders		
Hypersensitivity	1 (0.7%)	5 (1.8%)
Infections and Infestations		
Urinary Tract Infection	1 (0.7%)	5 (1.8%)
Herpes Zoster	1 (0.7%)	3 (1.1%)
Lung Infection	2 (1.4%)	2 (0.7%)
Wound Infection	0 (0%)	4 (1.4%)

System Organ Class/ Preferred Term	Control Arm	Treatment Arm
	Lomustine	Bevacizumab + Lomustine
	(n = 147)	(n = 278)
Upper Respiratory Tract Infection	0 (0%)	3 (1.1%)
Injury, Poisoning and Procedural Complications		
Wound Complication	0 (0%)	5 (1.8%)
Wound Dehiscence	0 (0%)	4 (1.4%)
Investigations		
Weight Decreased	2 (1.4%)	9 (3.2%)
Gamma-Glutamyltransferase Increased	2 (1.4%)	3 (1.1%)
Metabolism and Nutrition Disorders		
Decreased Appetite	4 (2.7%)	26 (9.4%)
Musculoskeletal and Connective Tissue Disorders		
Arthralgia	1 (0.7%)	12 (4.3%)
Myalgia	1 (0.7%)	7 (2.5%)
Muscular Weakness	0 (0%)	3 (1.1%)
Nervous System Disorders		
Headache	3 (2.0%)	12 (4.3%)
Peripheral Sensory Neuropathy	1 (0.7%)	11 (4.0%)
Dysgeusia	0 (0%)	7 (2.5%)
Dizziness	1 (0.7%)	5 (1.8%)
Haemorrhage Intracranial	0 (0%)	5 (1.8%)
Peripheral Motor Neuropathy	1 (0.7%)	3 (1.1%)
Respiratory, Thoracic and Mediastinal Disorders		
Epistaxis	1 (0.7%)	34 (12.2%)
Pulmonary Embolism	0 (0%)	13 (4.7%)
Dysphonia	0 (0%)	9 (3.2%)
Dyspnoea	1 (0.7%)	8 (2.9%)
Cough	1 (0.7%)	3 (1.1%)
Rhinitis Allergic	1 (0.7%)	3 (1.1%)
Pneumonitis	3 (2.0%)	0 (0%)
Skin and Subcutaneous Tissue Disorders		
Pruritus	1 (0.7%)	8 (2.9%)
Rash Maculo-Papular	3 (2.0%)	6 (2.2%)
Alopecia	1 (0.7%)	6 (2.2%)
Dry Skin	0 (0%)	5 (1.8%)
Dermatitis Acneiform	0 (0%)	3 (1.1%)
Erythema	2 (1.4%)	0 (0%)
Vascular Disorders		
Hypertension	2 (1.4%)	65 (23.4%)
Embolism	0 (0%)	10 (3.6%)

All adverse events were collected in 425 patients enrolled in Study EORTC 26101 who received either lomustine alone or bevacizumab plus lomustine. All patients involved in the study had experienced first progression after radiation therapy concurrent/adjuvant chemotherapy for GBM. Of patients who discontinued any study treatment due to adverse events, there were 21.9% in the bevacizumab plus lomustine arm, compared with 10.2% of

patients in the lomustine arm. In patients receiving bevacizumab plus lomustine (N = 278), the most frequently reported adverse events (regardless of drug relationship) of any grade ($\geq 20\%$) were fatigue (61.9%), hypertension (33.1%), headache (31.7%), nausea (24.5%) and seizures (23.7%). The most frequently reported adverse events of grade ≥ 3 and with an incidence rate of at least 2 % were hypertension (15.1%), seizure (6.1%), fatigue (5.0%), pulmonary embolism (4.7%), dyspnea (2.2%) and lung infection (2.2%).

Further Information on Selected, Serious Adverse Drug Reactions

The following adverse drug reactions, reported using NCI-CTC (common toxicity criteria) for assessment of toxicity, have been observed in patients treated with bevacizumab.

Cardiovascular

Hypertension (see WARNINGS AND PRECAUTIONS)

An increased incidence of hypertension (all Grades) of up to 43.7% has been observed in patients treated with bevacizumab compared with up to 14% in the comparator arm. In clinical trials across all indications the overall incidence of NCI-CTC Grade 3 and Grade 4 hypertension in patients receiving bevacizumab ranged from 3.0% to 17.9%. Grade 4 hypertension (hypertensive crisis) occurred in up to 1.0% of patients treated with bevacizumab compared to up to 0.2% patients treated with the same chemotherapy alone. The incidence of hypertension in platinum-sensitive ovarian cancer patients was greater in the bevacizumab in combination with chemotherapy arm (43.7%) than the chemotherapy alone arm (8.6%). Grade ≥ 3 hypertension was also observed at a higher incidence in the bevacizumab arm (18.2%) compared with the chemotherapy arm (0.9%).

Hypertension was generally adequately controlled with oral anti-hypertensives such as angiotensin converting enzyme inhibitors, diuretics and calcium-channel blockers. It rarely resulted in discontinuation of treatment with bevacizumab or hospitalisation. Very rare cases of hypertensive encephalopathy have been reported, some of which were fatal. AYBINTIO should be permanently discontinued in patients who develop hypertensive encephalopathy. Hypertensive encephalopathy is a complication of malignant hypertension. Signs and symptoms may include severe hypertension associated with headache, nausea, vomiting, convulsions, or confusion. Hypertensive encephalopathy may be reversible if treated by progressively reducing blood pressure to near normal ranges within several hours.

Posterior Reversible Encephalopathy Syndrome (PRES) (previously known as Reverse Posterior Leukoencephalopathy Syndrome (RPLS)) (see WARNINGS AND PRECAUTIONS)

Three cases of PRES (2 confirmed and 1 unconfirmed) have been reported in one clinical study with platinum-sensitive recurrent ovarian cancer. PRES has been reported with an incidence rate of up to 0.8% in clinical studies.

Symptoms usually resolve or improve within days, although some patients have experienced neurologic sequelae.

Two cases of PRES have been reported in one clinical study with platinum-resistant recurrent ovarian cancer. 1 patient in the treatment arm experienced Grade 3 PRES and 1 patient in the monotherapy crossover arm experienced Grade 4 PRES.

Thromboembolism (see WARNINGS AND PRECAUTIONS)

Arterial Thromboembolism

An increased incidence of arterial thromboembolic events (ATEs) was observed in patients treated with bevacizumab across indications including cerebrovascular accidents, myocardial infarction, transient ischemic attacks, and other arterial thromboembolic events.

In clinical trials, the overall incidence ranged up to 5.9% in the bevacizumab containing arms and up to 1.7% in the chemotherapy control arms. Fatal outcome was reported in 0.8% of patients receiving bevacizumab in combination with chemotherapy compared to 0.5% of patients receiving chemotherapy alone. Cerebrovascular accidents (including transient ischemic attacks) were reported in up to 2.3% of bevacizumab treated patients versus 0.5% of patients in the control group: myocardial infarction was reported in 1.4% of bevacizumab treated versus 0.7% of patients in the observed control group.

Patients with metastatic colorectal cancer who were not candidates for treatment with irinotecan, were included in clinical trial AVF2192g. In this trial arterial thromboembolic events were observed in 11% (11/100) of bevacizumab patients compared to 5.8% (6/104) in the chemotherapy control group.

In the study AVF4095g, 2.4% of the patients treated with bevacizumab and 0.4% of the patients who received chemotherapy alone had arterial thromboembolic events, and most of the events were of Grade 3 (1.6% in the bevacizumab arm versus 0.0% in the chemotherapy arm). One patient in the bevacizumab arm also had Grade 4 myocardial infarction which was assessed as not related to study medications by the investigator.

The incidence of all grade arterial thromboembolic events in study EORTC 26101 in patients with first recurrence of glioblastoma was comparable between the bevacizumab plus lomustine arm and the lomustine arm (11.5% vs. 10.9%;). The most commonly reported ATE events (in > 1% of patients in either treatment arm) were hemiparesis (19 patients [6.8%] in the bevacizumab plus lomustine arm vs. 11 [7.5%] in the lomustine arm) and embolism (11 [4.0%] vs. 3 [2.0%]).

Venous Thromboembolism

In clinical trials across indications the overall incidence of venous thromboembolic events (VTEs) ranged from 2.8% to 17.3% in the bevacizumab containing arms compared to 3.2% to 15.6% in the chemotherapy control arms. Venous thromboembolic events include deep venous thrombosis, pulmonary embolism.

Grade 3-5 venous thromboembolic events have been reported in up to 7.8% of patients treated with chemotherapy plus bevacizumab compared with up to 4.9% in patients with chemotherapy alone.

In the study AVF4095g, 8.1% of the patients treated with bevacizumab and 4.3% of the patients treated with chemotherapy alone experienced venous thromboembolic events. Grade ≥ 3 venous thromboembolic events were observed in 4.5% of the bevacizumab-treated patients and 2.6% of the chemotherapy-treated patients.

Patients who have experienced a venous thromboembolic event may be at higher risk for a recurrence if they receive AYBINTIO in combination with chemotherapy versus chemotherapy alone.

From a clinical trial in patients with persistent, recurrent, or metastatic cervical cancer, Grade 3-

5 venous thromboembolic events have been reported in up to 10.6% of patients treated with chemotherapy and bevacizumab compared with up to 5.4% in patients with chemotherapy alone. AYBINTIO is not authorized for use in cervical cancer.

In study EORTC 26101 in patients with first recurrence of glioblastoma, patients in the bevacizumab + lomustine arm experienced a higher rate of all grade VTEs (13/278 [4.7%]) than in the lomustine arm (3/147 [2.0%]). All patients were reported to have experienced events that were Grade \geq 3.

Congestive Heart Failure (CHF) (see WARNINGS AND PRECAUTIONS)

In clinical trials with bevacizumab, congestive heart failure (CHF) was observed in all cancer indications studied to date, but occurred predominantly in patients with metastatic breast cancer. In the study AVF4095g, CHF Grade \geq 3 was observed in two patients in each arm. However, CHF (any Grade) was greater in the bevacizumab arm (2.0%) compared with the control arm (0.9%), and 12.6% of patients in the bevacizumab arm compared with 9.0% in the control arm experienced cardiac-related adverse events (any Grade). In study AVF2119g, the incidence of CHF Grade 3 or higher was 2.2% in patients treated with bevacizumab in combination with capecitabine compared with 0.5% in patients treated with capecitabine alone. In study E2100, the incidence of CHF Grade 3 or higher was 2.2% in patients treated with bevacizumab in combination with paclitaxel compared with 0.3% in patients treated with paclitaxel. In study BO17708, the incidence of CHF Grade 3 or higher ranged from 0 to 1.2% in patients treated with bevacizumab in combination with docetaxel compared to 0% in the docetaxel arm. In study AVF3694g, the incidence of CHF Grade 3 or higher was 2.0% in patients treated with bevacizumab in combination with taxanes, vs. 0% for taxanes alone, 2.9% for patients treated with bevacizumab plus anthracyclines vs. 0% for anthracyclines alone, and 1% for patients treated with bevacizumab plus capecitabine compared to 0.5% in patients treated with capecitabine alone.

Most patients showed improved symptoms and/or left ventricular function following appropriate medical therapy. In most clinical trials of bevacizumab, patients with pre-existing CHF of NYHA II – IV were excluded; therefore, no information is available on the risk of CHF in this population.

Prior anthracyclines exposure and/or prior radiation to the chest wall may be possible risk factors for the development of CHF.

An increased incidence of CHF has been observed in a clinical trial of patients with diffuse large B-cell lymphoma when receiving bevacizumab with a cumulative doxorubicin dose greater than 300 mg/m². This phase III clinical trial compared rituximab/ cyclophosphamide/ doxorubicin/ vincristine/ prednisone (R-CHOP) plus bevacizumab to R-CHOP without bevacizumab. While the incidence of CHF was, in both arms, above that previously observed for doxorubicin therapy, the rate was higher in the R-CHOP plus bevacizumab arm. These results suggest that close clinical observation with appropriate cardiac assessments, such as left ventricular ejection fraction measurements, should be considered for patients exposed to cumulative doxorubicin doses greater than 300 mg/m² combined with bevacizumab.

Non-Gastrointestinal Fistula (see WARNINGS and PRECAUTIONS)

Bevacizumab use has been associated with serious cases of fistulae (0.8%, 14/1804).

From a clinical trial in patients with persistent, recurrent, or metastatic cervical cancer, 1.8% of

bevacizumab treated patients and 1.4% of control patients were reported to have had non-gastrointestinal vaginal, vesical, or female genital tract fistulae. AYBINTIO is not authorized for use in cervical cancer.

Uncommon ($\geq 0.1\%$ to $< 1\%$) reports of other types of fistulae that involve areas of the body other than the gastrointestinal tract (e.g. tracheoesophageal, bronchopleural, and biliary fistulae) were observed across various indications. Fistulae have also been reported in post-marketing experience.

Events were reported at various time points during treatment ranging from one week to greater than 1 year from initiation of bevacizumab, with most events occurring within the first 6 months of therapy.

Gastrointestinal

Gastrointestinal Perforation and Fistula (see WARNINGS AND PRECAUTIONS)

Bevacizumab has been associated with serious cases of gastrointestinal perforation or fistulae. Gastrointestinal perforations have been reported in clinical trials with an incidence of less than 1% in patients with metastatic breast cancer or non-squamous non-small cell lung cancer, up to 2% in patients with ovarian cancer, and up to 2.7% (including gastrointestinal fistula and abscess) in metastatic colorectal cancer patients. Fatal outcome was reported in approximately a third of serious cases of gastrointestinal perforations, which represents between 0.2% - 1% of all bevacizumab treated patients.

From a clinical trial in patients with persistent, recurrent, or metastatic cervical cancer, gastrointestinal perforations (all Grade) were reported in 3.2% of patients, all of whom had a history of prior pelvic radiation. AYBINTIO is not authorized for use in cervical cancer.

In bevacizumab clinical trials, gastrointestinal fistulae (all Grade) have been reported with an incidence of up to 2% in patients with metastatic colorectal cancer and ovarian cancer, but were also reported less commonly in patients with other types of cancers.

In a trial of patients with persistent, recurrent or metastatic cervical cancer, the incidence of gastrointestinal-vaginal fistulae was 8.3% in bevacizumab treated patients and 0.9% in control patients, all of whom had a history of prior pelvic radiation. Patients who develop gastrointestinal-vaginal fistulae may also have bowel obstructions and require surgical intervention as well as diverting ostomies. AYBINTIO is not authorized for use in cervical cancer.

In Study EORTC 26101 in patients with first recurrence of glioblastoma, 6 (2.2%) patients in the bevacizumab plus lomustine and no patients in the lomustine arm experienced gastrointestinal perforation events. The majority of patients experienced Grade ≥ 3 events (4 [1.4%] patients). There was 1 fatal event of large intestinal perforation among the four patients who experienced gastrointestinal perforation serious adverse events. Events were reported to have resolved in 4/6 (66.7%) patients.

A causal association of intra-abdominal inflammatory process and gastrointestinal perforation to bevacizumab has not been established.

Genitourinary

Ovarian Failure

The incidence of new cases of ovarian failure, defined as amenorrhea lasting 3 or more months, FSH level ≥ 30 mIU/mL and a negative serum β -HCG pregnancy test, has been evaluated in a substudy (see **WARNINGS AND PRECAUTIONS**, Special Populations). New cases of ovarian failure were reported more frequently in patients receiving bevacizumab (39.0% vs. 2.6%). Age did not seem to have an influence on development of an ovarian failure for patients randomized to the mFOLFOX6 + bevacizumab arm compared with patients randomized to the mFOLFOX6 arm. Conclusions about age and risk of ovarian failure should be interpreted with caution, due to the small sample size of patients with ovarian failure in this substudy. After discontinuation of bevacizumab treatment, ovarian function recovered in a majority of women (86%). Long term effects of the treatment with bevacizumab on fertility are unknown.

Proteinuria (see WARNINGS AND PRECAUTIONS)

In clinical trials proteinuria was very common and has been reported in up to 38% of patients receiving bevacizumab. Proteinuria ranged in severity from clinically asymptomatic, transient, trace proteinuria to nephrotic syndrome. Grade 3 proteinuria was reported in up to 8.1% of treated patients, and Grade 4 proteinuria (nephrotic syndrome) was seen in up to 1.4 % of treated patients. In the study AVF4095g, a higher proportion of patients in the bevacizumab arm (21.5%) experienced proteinuria compared with the chemotherapy arm (4.3%). Grade ≥ 3 proteinuria was reported in 10.9% of the patients in the bevacizumab arm and 0.9% of the patients in the chemotherapy arm.

Grades 3-4 proteinuria ranged from 0.7 to 7.4% in global studies. In an exploratory pooled analysis of 8,273 patients treated in 7 randomized clinical trials, 5.4% (271 of 5037) of patients receiving bevacizumab in combination with chemotherapy experienced Grade ≥ 2 proteinuria. The Grade ≥ 2 proteinuria resolved in 74.2% (201 of 271) of patients. Bevacizumab was re-initiated in 41.7% (113 of 271) of patients. Of the 113 patients who re-initiated bevacizumab, 47.8% (54 of 113) experienced a second episode of Grade ≥ 2 proteinuria.

The overall incidence of all Grade adverse events suggestive of renal impairment was higher in the bevacizumab in combination with cisplatin/gemcitabine arms compared with chemotherapy arm.

Hematologic

Hemorrhage (see WARNINGS AND PRECAUTIONS)

CNS Hemorrhage

Cases of CNS hemorrhage, some with fatal outcome, have been observed in clinical trials of bevacizumab. Patients should be monitored for signs and symptoms of CNS bleeding, and bevacizumab treatment discontinued in case of intracranial bleeding.

Intracranial hemorrhage can occur in patients with relapsed glioblastoma. In study EORTC 26101, intracranial hemorrhage was seen in 2.5% of patients in the bevacizumab plus lomustine arm versus 0.7% in the lomustine arm.

Within 10 randomized controlled Phase III trials across the tumor indications advanced or metastatic colorectal cancer, renal cell cancer, NSCLC, breast cancer and pancreatic cancer,

representing a total of 8036 patients, the incidence of intracranial hemorrhage (all Grades)⁶ ranged between 0% and < 1% in both the control arms and in the bevacizumab arms. The incidence of Grade 5 events ranged between 0% and < 1% in both the control arms and in the bevacizumab arms.

Non-CNS hemorrhage

Eighteen patients (in studies in patients with non-small cell lung cancer (NSCLC)) prematurely discontinued at least one component of study treatment due to a bleeding adverse event. In clinical trials across all indications the overall incidence of NCI-CTC Grade 3-5 bleeding events ranged from 0.4% to 6.9% in patients treated with bevacizumab, compared to 0 to 4.5% of patients in the chemotherapy control group. The hemorrhagic events that have been observed in bevacizumab clinical studies were predominantly tumour-associated hemorrhage (see below) and minor mucocutaneous hemorrhage (e.g. epistaxis).

In patients with platinum-sensitive recurrent ovarian cancer, non-CNS hemorrhage events occurred in 68% of the patients treated with bevacizumab compared with 32.6% in the control arm. Grade 3 events were reported at a higher incidence in the bevacizumab arm (5.7%) compared with the control arm (0.9%). Epistaxis was the most frequently reported Grade 3 event in the bevacizumab arm.

Tumour-associated hemorrhage

Tumour associated hemorrhage was observed in bevacizumab studies. Major or massive pulmonary hemorrhage/hemoptysis has been observed primarily in studies in patients with non-small cell lung cancer. These events can occur suddenly and can present as major or massive pulmonary hemorrhage/hemoptysis. Possible risk factors include squamous cell histology, treatment with antirheumatic/anti-inflammatory drugs, treatment with anticoagulants, prior radiotherapy, bevacizumab therapy, previous medical history of atherosclerosis, central tumour location and cavitation of tumours prior to or during therapy. The only variables that showed statistically significant correlations with bleeding were bevacizumab therapy and squamous cell histology. Patients with NSCLC of known squamous cell histology or mixed cell type with predominant squamous cell histology were excluded from subsequent studies, while patients with unknown tumour histology were included.

In patients with NSCLC excluding predominant squamous histology, all Grade pulmonary hemorrhage events were seen with a frequency of up to 9% when treated with bevacizumab plus chemotherapy compared with 5% in the patients treated with chemotherapy alone. Grade 3-5 pulmonary hemorrhage events have been observed in up to 2.3% of patients treated with bevacizumab plus chemotherapy as compared with < 1% with chemotherapy alone. Grade 3-5 pulmonary hemorrhage/hemoptysis can occur suddenly and up to two thirds of these cases resulted in a fatal outcome.

There were four cases of cerebral hemorrhage; three cases were Grade 4 events and one case was a Grade 2 event. None of the patients with cerebral hemorrhage had brain metastasis at baseline.

Gastrointestinal hemorrhages, including rectal bleeding and melena have been reported in colorectal patients, and have been assessed as tumour-associated hemorrhages. Tumour-associated hemorrhages were also seen rarely in other tumour types and locations and

⁶ Of note: In the three Eastern Co-operative Oncology Group (ECOG) trials out of the ten mentioned trials, only Grade 3 to 5 events were collected.

included cases of central nervous system (CNS) bleeding in patients with CNS metastases and in patients with glioblastoma.

Within 10 randomized controlled Phase III trials across the tumour indications advanced or metastatic colorectal cancer, renal cell cancer, NSCLC, breast cancer and pancreatic cancer, representing a total of 8036 patients, the incidence of gastrointestinal bleeding (all Grades)⁷ ranged between < 1% and 9% in the control arms and between 1% and 10% in the bevacizumab arms. The incidence of Grade 5 events ranged between 0% and < 1% in the control arms and between 0% and 1% in the bevacizumab arms.

Mucocutaneous Hemorrhage

Across all bevacizumab clinical trials, mucocutaneous hemorrhages were seen in up to 50% of patients treated with bevacizumab. These were most commonly NCI-CTC Grade 1 epistaxis that lasted less than 5 minutes, resolved without medical intervention and did not require any change in the bevacizumab treatment regimen. Clinical safety data suggest that the incidence of minor mucocutaneous hemorrhage (e.g. epistaxis) may be dose-dependant.

There have also been less common events of minor mucocutaneous hemorrhage in other locations, such as gingival bleeding or vaginal bleeding.

Neutropenia and Infections (see WARNINGS AND PRECAUTIONS)

An increased rate of severe neutropenia, febrile neutropenia, or infection with or without severe neutropenia, in some cases with a fatal outcome, was identified for patients treated with some myelotoxic/myelosuppressive chemotherapy regimens in combination with bevacizumab compared to chemotherapy alone. These increases were seen mainly in patients with non-small cell lung cancer, from ECOG4599 treated with carboplatin + paclitaxel in combination with bevacizumab (26.2% in the bevacizumab containing arm vs. 17.2% in the chemotherapy arm), and also in combination with myelosuppressive chemotherapy agents used to treat metastatic colorectal cancer (19.7% in the bevacizumab arm vs. 13.6% in the chemotherapy arm of AVF2107g). In study AVF4095g, incidences of infection were reported at 58.3% (144/247) in the bevacizumab arm versus 53.2% (124/233) in the chemotherapy only arm for all Grade events and 8.1% (20/247) versus 5.2% (12/233) for Grade ≥ 3 events.

Across the bevacizumab clinical trials, the frequencies of patients experiencing death due to neutropenia and infection occurring within 21 days after last study treatment dose of bevacizumab were generally low. In metastatic colorectal carcinoma trials, the frequency of fatal cases of neutropenia and infection was 0.9% and 1.3% in patients treated with bevacizumab plus chemotherapy and treated with chemotherapy alone, respectively. Events occurring in the bevacizumab treated patients included sepsis, necrotizing fasciitis, peritoneal abscess, and peritonitis. In study AVF3708, a non-comparative trial that led to approval of bevacizumab in recurrent glioblastoma multiforme, 1 of 163 patients (0.6%) treated with bevacizumab died of neutropenic infection. In non-small cell lung carcinoma trials, the frequencies of patients experiencing death due to neutropenia and infection were 1.0% and 0.3% in patients treated with chemotherapy plus bevacizumab and chemotherapy only, respectively. Events occurring in the bevacizumab treated patients included neutropenic infection, febrile neutropenia, infection, respiratory tract infection, pneumonia, bronchopneumonia, and empyema. No deaths due to neutropenia and infection were reported

⁷ Of note: In the three Eastern Co-operative Oncology Group (ECOG) trials out of the ten mentioned trials, only Grade 3 to 5 events were collected.

in the ovarian carcinoma study AVF4095g within 21 days after last study treatment dose.

In Study EORTC 26101, the incidence of all infections was 31.3% in the bevacizumab arm, Grade 3-5 infection was 7.9%. Of the overall infection cases, one was fatal.

Thrombocytopenia

Across bevacizumab clinical trials, the reported incidence of thrombocytopenia (all Grade and Grade \geq 3) in patients treated with bevacizumab occurring within 21 days after the last study treatment dose of bevacizumab was 36.6% and 14.2% respectively.

The incidence of thrombocytopenia was higher in patients receiving bevacizumab in combination with chemotherapy (eg. cisplatin/gemcitabine) compared to those who received chemotherapy alone. The incidence of Grade 3 thrombocytopenia was common in patients treated with bevacizumab. Patients > 65 years of age appeared to be at higher risk for Grade \geq 3 thrombocytopenia compared with younger patients.

In Study AVF4095g, thrombocytopenia of any Grade (57.9%, 143/247) and Grade \geq 3 (40.1%, 99/247) was observed with bevacizumab. A total of 262 patients developed one or more events of thrombocytopenia and/or bleeding. Of these, 114 patients had bleeding episode(s) either accompanied by or following thrombocytopenia with a higher rate in the bevacizumab-chemotherapy arm (56.6%) compared to the placebo-chemotherapy arm (27.7%). The median time to onset of thrombocytopenia (any Grade) was 3.6 months in the bevacizumab arm versus 4.9 months in the chemotherapy arm, and time to resolution was longer in the bevacizumab arm (2.3 months) compared with that in the chemotherapy arm (0.8 months).

Hypersensitivity, Infusion Reactions (see WARNINGS and PRECAUTIONS)

In some clinical trials anaphylactic and anaphylactoid-type reactions were reported more frequently in patients receiving bevacizumab in combination with chemotherapies than with chemotherapy alone. The incidence of these reactions in bevacizumab clinical trials is common (up to 5% in bevacizumab-treated patients).

Infusion reactions reported in clinical trials and post-marketing experience include hypertension, hypertensive crises associated with neurologic signs and symptoms, wheezing, oxygen desaturation, Grade 3 hypersensitivity, chest pain, headaches, rigors, and diaphoresis. In study AVF4095g, anaphylactic and hypersensitivity reactions of any Grade were reported for a higher percentage of patients receiving bevacizumab in combination with chemotherapy (19%, 47/247) than patients who received chemotherapy with placebo (13.3%, 31/233) with a majority of events being Grade 1-2 in severity in both treatment arms. Similarly, a higher incidence of Grade 3-4 severity events of anaphylactic and hypersensitivity reactions was seen in the bevacizumab in combination with chemotherapy arm (6.5%, 16/247) compared to the chemotherapy alone arm (3.9%, 9/233).

Deaths

In metastatic colorectal cancer trials, the incidence of fatal adverse events occurring within 21 days of the last study treatment dose of bevacizumab was 3.3% and 3.4% in patients treated with bevacizumab + chemotherapy and in patients treated with chemotherapy alone respectively.

In a single-arm trial of GBM patients, fatal adverse events occurred in 3.1% of patients treated with bevacizumab + chemotherapy.

In non-small cell lung carcinoma trials, fatal adverse events occurred in 5.7% and 3.0% of patients treated with chemotherapy + bevacizumab and chemotherapy only, respectively.

For ovarian carcinoma, fatal adverse events occurred in 0.4% of patients treated with chemotherapy + bevacizumab, and 0.4% of patients treated with chemotherapy only.

In a platinum-sensitive recurrent ovarian cancer trial, a total of five patients in the bevacizumab arm versus one patient in the chemotherapy arm died due to adverse events. One patient in each arm experienced a treatment-emergent Grade 5 AE (intracranial haemorrhage in the bevacizumab arm and acute myocardial infarction in the chemotherapy arm). In the bevacizumab arm, additional causes of death occurring later than 21 days after the last bevacizumab study treatment dose included sepsis, respiratory failure, and unspecified adverse events. Furthermore, another patient in the bevacizumab arm and two patients in the chemotherapy arm died of unknown causes. In a platinum-resistant recurrent ovarian cancer trial, nine patients in the bevacizumab arm versus six patients in the chemotherapy arm died due to adverse events. In the bevacizumab + chemotherapy arm, the causes of death were aspiration pneumonia (2 patients), sepsis (2 patients), cardiac arrest, cardiopulmonary failure, gastrointestinal disorder, general physical health deterioration, and shock. In the chemotherapy arm, the causes of death were septic shock (2 patients), cardiac failure, multi-organ failure, peritonitis, and GI hemorrhage (latter occurred after the patient started crossover bevacizumab monotherapy).

Peri-Operative Conditions

Wound Healing (see WARNINGS AND PRECAUTIONS)

As bevacizumab may adversely impact wound healing, patients who had major surgery within the last 28 days prior to starting bevacizumab treatment were excluded from participation in phase III trials.

Across metastatic colorectal cancer clinical trials there was no increased risk of post-operative bleeding or wound healing complications observed in patients who underwent major surgery between 28-60 days prior to starting bevacizumab therapy. An increased incidence of post-operative bleeding or wound healing complications occurring within 60 days of major surgery was observed, if the patient was being treated with bevacizumab at the time of surgery. The incidence varied between 10% (4/40) and 20% (3/15). 4/247 (1.6%) patients treated with bevacizumab and 3/233 (1.3%) patients on chemotherapy alone developed wound healing complications in the platinum-sensitive recurrent ovarian cancer study AVF4095g.

Cases of serious wound healing complications have been reported during bevacizumab use, some of which had a fatal outcome (see **WARNINGS and PRECAUTIONS**, Peri-Operative Considerations, Wound Healing).

In Study EORTC 26101, the incidence of all grade wound healing complications including post-operative wound healing complications was higher in bevacizumab plus lomustine arm than the Lomustine arm (4.7% vs. 0.7%) as was the incidence of Grade ≥ 3 events (1.8% vs. 0.7%).

Immunogenicity

As with all therapeutic proteins, there is a potential for an immune response to bevacizumab. In clinical trials of adjuvant colon carcinoma, 14 of 2233 evaluable patients (0.63%) tested positive for treatment-emergent anti-bevacizumab antibodies detected by an electrochemiluminescent (ECL) based assay. Among these 14 patients, three tested positive

for neutralizing antibodies against bevacizumab using an enzyme-linked immunosorbent assay (ELISA). The clinical significance of these anti-product antibody responses to bevacizumab is unknown. Samples for assessment of human-anti-human antibody (HAHA) were not collected in the platinum-sensitive recurrent ovarian cancer study AVF4095g or in the platinum-resistant ovarian cancer study MO22224.

Immunogenicity assay results are highly dependent on the sensitivity and specificity of the test method and may be influenced by several factors, including sample handling, timing of sample collection, concomitant medications, and underlying disease. For these reasons, comparison of the incidence of antibodies to bevacizumab with the incidence of antibodies to other products may be misleading.

Nasal Septum Perforations

Very rare cases of nasal septum perforations have been reported in patients treated with bevacizumab.

Special Populations

Gender

In clinical trials in mNSCLC, female patients treated with bevacizumab had an increased risk of Grade 3 adverse reactions of fatigue, abdominal pain and hypertension compared to both males and females treated with chemotherapy. Grades 1 and 2 AEs were not captured.

Geriatrics (> 65 years of age)

In randomised clinical trials, age > 65 years was associated with an increased risk of developing arterial thromboembolic events including cerebrovascular accidents, transient ischemic attacks, myocardial infarction, proteinuria, Grade 3-4 leukopenia, neutropenia, thrombocytopenia, diarrhea, and fatigue as compared to those aged ≤ 65 years when treated with bevacizumab (see **WARNINGS and PRECAUTIONS**). Other reactions with a higher frequency seen in patients over 65 were all Grade nausea, and headache.

In study AVF4095g, the safety profile of the bevacizumab in platinum-sensitive recurrent ovarian cancer patients, ≥ 65 years of age is consistent with the known overall safety profile of bevacizumab across other tumor types. In addition to the higher risk of events in the elderly as noted above, events of hypertension, arthritis, increased blood pressure, dizziness, decreased appetite, and dysphonia occurred at a higher frequency in the elderly patients in study AVF4095g.

No increase in the incidences of other reactions including gastrointestinal perforation, wound healing complications, and congestive heart failure was observed in elderly patients (> 65 years) receiving bevacizumab as compared to those aged ≤ 65 years treated with bevacizumab.

8.3 Less Common Clinical Trial Adverse Reactions

Listing 1 Less Common NCI-CTC Grade 3-5 Non-Hematologic and Grade 4-5 Hematologic Clinical Trial Adverse Events (< 1%) in Study E4599 including Control Arms

Blood/Bone Marrow: Hemoglobin.

Cardiovascular (Arrhythmia): Vasovagal Episode, Sinus Bradycardia, Arrhythmia-Other, Conduction Abnormality, Dysrhythmia.

Cardiovascular (General): Cardiac-Left Ventricular Function, Edema, Cardiac Troponin I, Cardiac-Other, Pericardial Effusion/Pericarditis, Cardiac Troponin T.

Coagulation: Any Toxicity, PTT, PT.

Constitutional Symptoms: Weight Loss.

Dermatology/Skin: Wound – Infectious, Alopecia, Flushing, Pruritus, Radiation Dermatitis, Wound – Non-Infectious, Dermatitis, Skin-Other, Urticaria.

Endocrine: Any Toxicity, SIADH, Hypothyroidism.

Gastrointestinal: Dysphagia, GI-Other, Proctitis, Colitis, Ileus, Dyspepsia, Dysphagia–Esophageal Radiation, Fistula–Esophageal, Fistula–Rectal/Anal, Gastritis, Pancreatitis.

Hemorrhage: CNS Hemorrhage, Epistaxis, Hematemesis, Hemorrhage-Other, Vaginal Bleeding, Hemorrhage with Grade 3 or 4 Platelets.

Hepatic: SGOT, Alkaline Phosphatase, Bilirubin, GGT, Hypoalbuminemia, Hepatic-Other, Liver Dysfunction/Failure.

Infection/Febrile Neutropenia: Infection w/ Unknown ANC, Catheter-Related Infection.

Metabolic/Laboratory: Hyperkalemia, Amylase, Hypoglycemia, Hypercholesterolemia, Hypocalcemia, Hypercalcemia, Hypermagnesemia, Hyponatremia, Hypertriglyceridemia, Hyperuricemia, Hypomagnesemia, Lipase, Metabolic-Other, Acidosis, Alkalosis.

Musculoskeletal: Osteonecrosis.

Neurology: Depressed Level of Consciousness, Ataxia, Depression, Neurologic-Other, Speech Impairment, Hallucinations, Insomnia, Seizure, Memory Loss, Tremor, Cognitive Disturbance.

Ocular/Visual: Any Toxicity, Double Vision, Cataract, Blurred Vision.

Pain: Neuropathic Pain, Pleuritic Pain, Hepatic Pain, Pelvic Pain, Rigors/Chills, Weight Gain.

Pulmonary: ARDS, Pulmonary Fibrosis, Pneumothorax, Apnea, Voice Changes/Stridor.

Renal/Genitourinary: Creatinine, Incontinence, Renal Failure, Renal/GU-Other, Urinary Retention.

Syndromes: Any Toxicity, Syndromes-Other.

Listing 2 Clinical Trial Adverse Events (< 4 %*) in Study AVF0757g including Control Arms

Body as a Whole: Face Edema, Infection Bacterial, Injection Site Edema, Injection Site Inflammation, Injection Site Reaction, Neoplasm, Sepsis, Abdomen Enlarged, Hernia, Infection Fungal, Injection Site Pain, Lab Test Abnormal, Neck Pain, Neck Rigidity, Flank Pain, Flu Syndrome.

Cardiovascular: Arrhythmia, Atrial Fibrillation, Bradycardia, Cerebral Ischemia, Migraine, Vascular Anomaly, Vascular Disorder, Endocarditis, Palpitation, Postural Hypotension, Angina Pectoris, Cardiovascular Disorder, Pericardial Effusion, Pulmonary Embolus.

Digestive: Gastrointestinal Disorder, Gastrointestinal Hemorrhage, Gingivitis, Glossitis, Hematemesis, Hepatic Failure, Increased Salivation, Jaundice, Melena, Mouth Ulceration, Abnormal Stools, Eructation, Gastroenteritis, Intestinal Obstruction, Salivary Gland Enlargement, Dry Mouth, Esophagitis.

Endocrine: Diabetes Mellitus, Hypothyroidism.

Hemic and Lymphatic: Prothrombin Decreased, Lymphadenopathy, Lymphangitis, Pancytopenia, Thrombocythemia, Leukocytosis, Thromboplastin Increased.

Metabolic/Nutrition: Alkalosis, Bilirubinemia, Creatinine Increased, Hypercalcemia, Hypoglycemia, Hypokalemia, Hypomagnesemia, Hypophosphatemia, Hypovolemia,

Respiratory Alkalosis, Amylase Increased, Hyperkalemia, Calcium Disorder, Electrolyte Depletion, Weight Gain.

Musculoskeletal: Joint Disorder, Pathological Fracture, Tendon Disorder, Twitching.

Nervous: Abnormal Gait, Hallucinations, Hypertonia, Incoordination, Sleep Disorder, Speech Disorder, Thinking Abnormal, Tremor, Vertigo, Convulsion, Hyperesthesia, Myoclonus, Neuralgia, Nystagmus, Reflexes Increased, Stupor, Reflexes Decreased, Stupor, Reflexes Decreased.

Respiratory: Emphysema, Hypoxia, Laryngitis, Pleural Disorder, Pneumothorax, Respiratory Disorder.

Skin and Appendages: Fungal Dermatitis, Pustular Rash, Vesiculobullous Rash, Dry Skin, Herpes Simplex, Hirsutism, Maculopapular Rash, Skin Discoloration, Skin Ulcer.

Special Senses: Abnormal Vision, Dry Eyes, Otitis Media, Cataract NOS, Diplopia, Ear Disorder, Keratitis.

Urogenital: Albuminuria, Nephrosis, Nocturia, Urination Impaired, Vaginal Moniliasis, Breast Pain, Hematuria, Urinary Retention, Vaginal Hemorrhage, Dysuria.

*Due to the size of the trial and rates (1 patient per group equals <4%), the listing of adverse events is presented as the listing of adverse events occurring in < 4 % of patients.

Listing 3 Clinical Trial Related Adverse Events (< 1 %) in Study EORTC 26101 including Control Arm

Infections and Infestations: Nail Infection, Rhinitis, Sinusitis, Skin Infection, Anorectal Infection, Appendicitis, Arthritis Infective, Bronchitis, Cystitis, Diverticulitis, Enterocolitis Infectious, Epididymitis, Escherichia Urinary Tract Infection, Gingivitis, Paronychia, Peritonitis, Pharyngitis, Sepsis, Soft Tissue Infection.

Gastrointestinal Disorders: Colitis, Dysphagia, Large Intestine Perforation, Abdominal Distension, Abdominal Pain Upper, Anal Fistula, Duodenal Ulcer, Gastritis, Gastrointestinal Perforation, Hemorrhoidal Hemorrhage, Oral Pain, Tooth Loss, Toothache.

Nervous System Disorders: Cerebral Ischemia, Lethargy, Paresthesia, Somnolence, Amnesia, Aphasia, Cerebrospinal Fluid Leakage, Disturbance In Attention, Dysarthria, Hemiparesis, Posterior Reversible Encephalopathy Syndrome.

Skin and Subcutaneous Tissue Disorders: Onychomadesis, Petechiae, Decubitus Ulcer, Dermatitis Bullous, Nail Disorder, Nail Ridging, Onychoclasia.

Vascular Disorders: Hematoma, Hot Flush, Deep Vein Thrombosis, Flushing, Hypotension, Phlebitis, Vasculitis.

Eye Disorders: Dry Eye, Lacrimation Increased, Blindness, Blindness Unilateral, Retinopathy, Vision Blurred.

Musculoskeletal and Connective Tissue Disorders: Bone Pain, Neck Pain, Pain in Extremity, Muscle Spasms, Soft Tissue Disorder.

General Disorders and Administration Site Conditions: Chills, General Physical Health Deterioration, Injection Site Reaction, Localized Edema, Non-Cardiac Chest Pain, Edema.

Renal and Urinary Disorders: Acute Kidney Injury, Cystitis Non-infective, Proteinuria, Urinary Incontinence.

Respiratory, Thoracic and Mediastinal Disorders: Oropharyngeal Pain, Productive Cough.

Investigations: Weight Increased

Blood and Lymphatic System Disorders: Febrile Neutropenia, Thrombotic Thrombocytopenic Purpura.

Cardiac Disorders: Left Ventricular Dysfunction, Palpitations.

Injury, Poisoning and Procedural Complications: Infusion Related Reaction.

Metabolism and Nutrition Disorders: Dehydration, Hyperglycemia.

Psychiatric Disorders: Confusional State, Insomnia.

Hepatobiliary Disorders: Portal Hypertension.
Immune System Disorders: Anaphylactic Reaction.

8.4 Abnormal Laboratory Findings: Hematologic, Clinical Chemistry and Other Quantitative Data

Abnormal Hematologic and Clinical Chemistry Findings

Laboratory Abnormalities

Decreased neutrophil count, decreased white blood count and presence of urine protein may be associated with bevacizumab treatment.

Across clinical trials, the following Grade 3 and 4 laboratory abnormalities were seen with an increased ($\geq 2\%$) incidence in patients treated with bevacizumab compared to those in the control groups: hyperglycemia, decreased hemoglobin, hypokalemia, hyponatremia, decreased white blood cell count, thrombocytopenia, increased PT prothrombin time and normalised ratio.

Clinical trials have shown that transient increases in serum creatinine (ranging between 1.5-1.9 times baseline level), both with and without proteinuria, are associated with the use of bevacizumab. The observed increase in serum creatinine was not associated with a higher incidence of clinical manifestations of renal impairment in patients treated with bevacizumab.

8.5 Post-Market Adverse Reactions

System Organ Class	Reactions (frequency) ¹
Body as a whole	Polyserositis
Gastrointestinal disorders	Gastrointestinal ulcer (frequency not known), intestinal necrosis, anastomotic ulceration
Cardiovascular	mesenteric venous occlusion
Congenital, familial and genetic disorders	Cases of fetal abnormalities in women treated with bevacizumab alone or in combination with known embryotoxic chemotherapeutics have been observed. (see WARNINGS AND PRECAUTIONS).
Hepatobiliary disorders	Gallbladder perforation (frequency not known)
Immune system disorders	Hypersensitivity reactions, including anaphylactic reaction, infusion reactions (frequency not known); possibly associated with the following co-manifestations: dyspnoea/difficulty breathing, flushing/redness/rash, hypotension or hypertension, oxygen desaturation, chest pain, rigors and nausea/vomiting. (see WARNINGS and PRECAUTIONS , and ADVERSE REACTIONS)
Nervous system disorders	Hypertensive encephalopathy (very rare) Posterior Reversible Encephalopathy Syndrome (PRES) (rare) (see WARNINGS and PRECAUTIONS)
Respiratory, thoracic and mediastinal disorders	Nasal septum perforation (frequency not known) Pulmonary hypertension* (frequency not known) Dysphonia (common)
Vascular disorders	Renal thrombotic microangiopathy, clinically manifested as proteinuria (frequency not known) (see WARNINGS AND PRECAUTIONS , and ADVERSE REACTIONS) Arterial (including aortic) aneurysms, dissections, and rupture
Musculoskeletal and Connective Tissue disorders	Cases of Osteonecrosis of the Jaw (ONJ) have been observed in bevacizumab treated patients mainly in association with prior or concomitant use of bisphosphonates.

	Cases of osteonecrosis at sites other than the jaw, have been observed in bevacizumab treated pediatric patients. (see WARNINGS and PRECAUTIONS, Pediatric)**.
Infections and Infestations	Necrotizing fasciitis (rare), usually secondary to wound healing complications, gastrointestinal perforation or fistula formation (see WARNINGS AND PRECAUTIONS)

¹ If specified, the frequency has been derived from clinical trial data.

* Symptoms of pulmonary hypertension include dyspnea on exertion, fatigue, syncope, anginal chest pain, hemoptysis, and Raynaud's phenomenon.

** Osteonecrosis observed in pediatric population in non-company clinical trials was identified through post-marketing surveillance and has therefore been added to the post-marketing section as neither CTC Grade nor reporting rate were available from published data.

Renal failure, sepsis, febrile neutropenia, and non-gastrointestinal fistula were reported during post-marketing use of bevacizumab in combination with chemotherapy.

9 DRUG INTERACTIONS

9.2 Overview

No formal drug interaction studies with other antineoplastic agents have been conducted. However, the existing data suggest that bevacizumab does not affect the pharmacokinetics of 5-fluorouracil (5-FU), carboplatin, paclitaxel and doxorubicin.

9.4 Drug-Drug Interactions

In study AVF2107g, irinotecan concentrations were similar in patients receiving IFL (irinotecan/5-fluorouracil/leucovorin) alone and in combination with bevacizumab. Concentrations of SN38, the active metabolite of irinotecan, were analysed in a subset of patients, i.e. approximately 30 per treatment arms. Concentrations of SN38 were on average 33% higher in patients receiving IFL in combination with bevacizumab compared with IFL alone. Due to high inter-patient variability and limited sampling, it is unclear if the observed increase in SN38 levels was due to bevacizumab. There was a small increase in diarrhea and leukopenia adverse events (known adverse drug reactions of irinotecan), and also more dose reductions of irinotecan were reported in the patients treated with IFL + bevacizumab. Patients who develop severe diarrhea, leukopenia or neutropenia with AYBINTIO and irinotecan combination therapy should have irinotecan dose modifications as specified in the irinotecan product information.

Sunitinib Malate

In two clinical studies of metastatic renal cell carcinoma, microangiopathic hemolytic anemia (MAHA) was reported in 7 of 19 patients (37%) treated with bevacizumab (10 mg/kg every two weeks) and sunitinib malate (50 mg daily) combination.

MAHA is a hemolytic disorder which can present with red cell fragmentation, anemia, and thrombocytopenia. In addition, hypertension (including hypertensive crisis), elevated creatinine, and neurological symptoms were observed in some of these patients. All of these findings were reversible upon discontinuation of bevacizumab and sunitinib malate (see **WARNINGS AND PRECAUTIONS**).

The safety and efficacy of AYBINTIO in combination with sunitinib malate has not been established, therefore this combination is not recommended.

Combination with platinum- or taxane-based therapies

Increased rates of severe neutropenia, febrile neutropenia, or infection with or without severe neutropenia (including some fatalities) have been observed mainly in patients treated with platinum- or taxane-based therapies in the treatment of NSCLC.

EGFR monoclonal antibodies in combination with bevacizumab chemotherapy regimens

No interaction studies have been performed. EGFR monoclonal antibodies should not be administered for the treatment of mCRC in combination with bevacizumab-containing chemotherapy.

Radiotherapy

The safety and efficacy of concomitant administration of radiotherapy and AYBINTIO has not been established in approved indications.

9.5 Drug-Food Interactions

Interactions with food have not been established.

9.6 Drug-Herb Interactions

Interactions with food have not been established.

9.7 Drug-Laboratory Test Interactions

Interactions with laboratory tests have not been established.

10 ACTION AND CLINICAL PHARMACOLOGY

10.1 Mechanism of Action

Bevacizumab is a recombinant humanized monoclonal antibody that selectively binds to and neutralises the biologic activity of human vascular endothelial growth factor (VEGF). Bevacizumab contains human framework regions with antigen binding regions of a humanised murine antibody that binds to VEGF.

Bevacizumab inhibits the binding of VEGF to its receptors, Flt-1 and KDR, on the surface of endothelial cells. Neutralising the biologic activity of VEGF reduces the vascularisation of tumours, thereby inhibiting tumour growth.

10.2 Pharmacodynamics

Administration of bevacizumab or its parental murine antibody to xenotransplant models of cancer in nude mice resulted in extensive anti-tumour activity in human tumour xenografts, including colon, breast, pancreas and prostate. Metastatic disease progression was inhibited and microvascular permeability was reduced.

10.3 Pharmacokinetics

The pharmacokinetic data for bevacizumab are available from eight clinical trials in patients with solid tumours. In all clinical trials, bevacizumab was administered as an intravenous infusion. The rate of infusion was based on tolerability, with an initial infusion duration of 90 minutes. In the first phase I study the pharmacokinetics of bevacizumab was linear at doses ranging from 1 to 10 mg/kg.

Distribution: Based on a population pharmacokinetic analysis of 491 subjects receiving bevacizumab weekly, every 2 weeks, or every 3 weeks, in doses ranging from 1 to 20 mg/kg, the volume of the central compartment (V_c) was 2.66 L and 3.25 L for female and male subjects, respectively. Results also indicated that, after correcting for body weight, male subjects had a larger V_c (+22%) than females.

Metabolism: Assessment of bevacizumab metabolism in rabbits following a single intravenous dose of ¹²⁵I-bevacizumab indicated that its metabolic profile was similar to that expected for a native IgG molecule which does not bind VEGF. The metabolism and elimination of bevacizumab is similar to endogenous IgG i.e. primarily via proteolytic catabolism throughout the body, including endothelial cells, and does not rely primarily on elimination through the kidneys and liver. Binding of the IgG to the FcRn receptor result in protection from cellular metabolism and the long terminal half-life.

Excretion: Bevacizumab clearance was 0.207 L/day for females and 0.262 L/day for males. The V_c and clearance correspond to an initial half-life of 1.4 days and a terminal half-life of 20 days for females and 19 days for males. This half-life is consistent with the terminal elimination half-life for human endogenous IgG, which is 18 to 23 days. Results of the population pharmacokinetic analysis indicated that, after correcting for body weight, male subjects had a higher bevacizumab clearance (+26%) than females. However, no dose adjustment is required. There was no correlation between bevacizumab clearance and subject age. In patients with low albumin (≤ 29 g/dL) and high alkaline phosphatase (≥ 484 U/L) (both markers of disease severity), bevacizumab clearance was approximately 20% faster than in patients with median laboratory values.

Special Populations and Conditions

The population pharmacokinetics of bevacizumab were analysed to evaluate the effects of demographic characteristics on exposure. The results showed no significant difference in the exposure of bevacizumab in relation to age, when body weight is taken into account.

Hepatic impairment: No studies have been conducted to investigate the pharmacokinetics of bevacizumab in patients with hepatic impairment since the liver is not a major organ for bevacizumab metabolism or excretion.

Renal impairment: No studies have been conducted to investigate the pharmacokinetics of bevacizumab in renally impaired patients since the kidneys are not a major organ for bevacizumab metabolism or excretion.

11 STORAGE, STABILITY AND DISPOSAL

Store vials in a refrigerator at 2°C to 8°C. Keep vial in the outer carton in order to protect from light. **Do not freeze. Do not shake.**

Unopened vials of AYBINTIO may be stored at temperatures not exceeding 30°C for up to 35 days. The vial must be protected from light, and discarded if not used within 35 days after removal from refrigerated storage, even if it is returned to the refrigerated storage.

AYBINTIO does not contain any antimicrobial preservative; therefore, care must be taken to ensure the sterility of the prepared solution.

Chemical and physical in-use stability has been demonstrated for up to 45 days at 2°C to 8°C, followed by up to 72 hours at up to 30°C in 0.9% sodium chloride solution. From a microbiological point of view, the product should be used immediately. If not used immediately, in-use storage times and conditions are the responsibility of the user and would normally not be longer than 24 hours at 2°C to 8°C, unless dilution has taken place in controlled and validated aseptic conditions.

Disposal of unused/expired medicines

The release of pharmaceuticals in the environment should be minimized. Medicines should not be disposed of via wastewater and disposal through household waste should be avoided. Use established “collection systems”, if available in your location.

PART II: SCIENTIFIC INFORMATION

13 PHARMACEUTICAL INFORMATION

Drug Substance

Proper name:	bevacizumab
Chemical name:	recombinant, humanized anti-VEGF monoclonal antibody
Molecular formula and molecular mass:	Highly purified antibody composed of two heavy chains (453 amino acid residues) and two light chains (214 amino acid residues) with a total MW of 149 kDa

Structural formula:

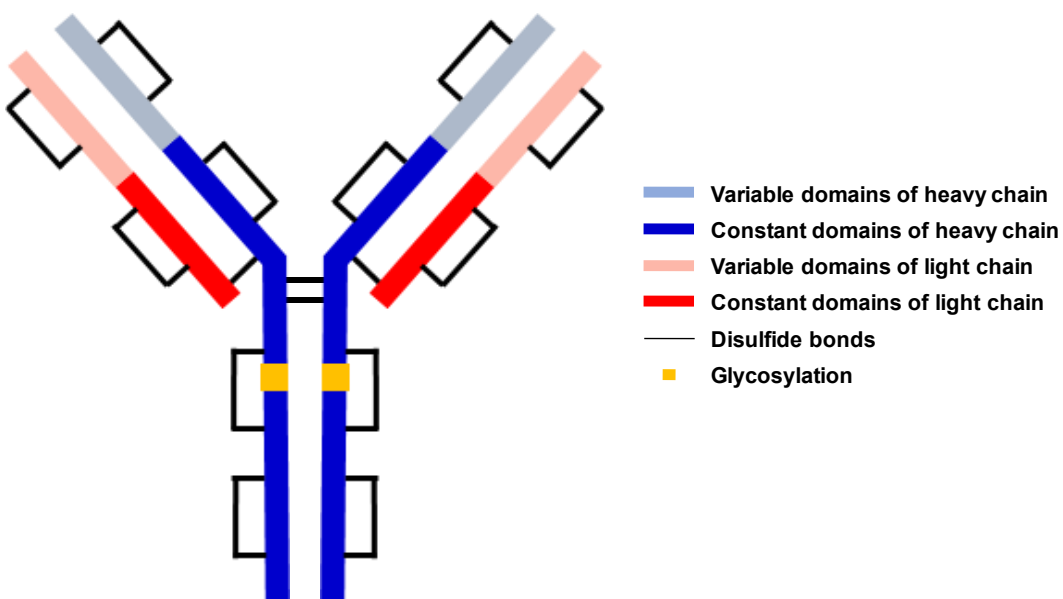


Figure 1 Amino Acid Sequence of AYBINTIO

Physicochemical properties:	Concentrate for solution for infusion: Clear to slightly opalescent, colourless to pale brown, sterile liquid for intravenous infusion.
Pharmaceutical standard:	In-house standard

Product Characteristics

The drug substance (DS) manufacturing process of AYBINTIO involves cell culture expansion, production culture in a 15,000 L bioreactor, harvest of the cell culture fluid, purification, and

dispensing, resulting in highly purified DS of AYBINTIO.

The drug product (DP) manufacturing process of AYBINTIO involves thawing, bulk DP formulation, followed by filtration, filling/stoppering and crimping with overseal printing.

14 CLINICAL TRIALS

14.1 Trial Design and Study Demographics

Clinical studies conducted to support similarity between AYBINTIO and the reference biologic drug included:

- SB8-G11-NHV, a randomized, double-blind, three-arm, parallel group, single-dose study in healthy male subjects
- SB8-G31-NSCLC, a randomized, double-blind, parallel group, multicenter study in patients with metastatic or recurrent non-squamous NSCLC

An overview of the study design(s) and demographic characteristics of patients enrolled in each clinical study are presented in [Table 16](#).

Table 16 Summary of Trial Design and Patient Demographics

Study #	Study design	Dosage, route of administration and duration	Study subjects (Randomized)	Mean age (Range)	Sex
SB8-G11-NHV	Randomized, double-blind, three-arm, parallel group, single-dose study in healthy male subjects	<u>AYBINTIO, bevacizumab-EU, or bevacizumab-US</u> : 3 mg/kg as a 90-minute infusion, single dose.	119 (AYBINTIO:40; Bevacizumab-EU: 40; Bevacizumab-US: 39)	AYBINTIO 44.2 (20-55)	Male
				Bevacizumab-EU 39.5 (20-59)	
				Bevacizumab-US 38.9 (21-55)	
SB8-G31-NSCLC	Randomized, double-blind, parallel group, multicenter study in patients with metastatic or recurrent non-squamous NSCLC	<p><u>AYBINTIO or bevacizumab EU</u>: 15 mg/kg by IV infusion on Day 1 of every 3-week cycle.</p> <p><u>Paclitaxel</u>: 200 mg/m² by IV infusion on Day 1 of each 3-week cycle</p> <p><u>Carboplatin</u>: AUC = 6 by IV infusion on Day 1 of each 3-week cycle</p> <p>Induction treatment period: at least 4 cycles and up to 6 cycles of either AYBINTIO plus paclitaxel-carboplatin or bevacizumab-EU plus paclitaxel-carboplatin</p> <p>Maintenance monotherapy: Patients who showed a response to the treatment (defined as complete response [CR] /partial response [PR]/ stable disease [SD]) after completion of the induction treatment period continued to receive AYBINTIO or bevacizumab-EU as per randomization until disease progression, unacceptable toxicity, death, or 12 months from randomization of the last patient (End of Study [EOS]), whichever occurred first.</p>	763 (AYBINTIO: 379; Bevacizumab-EU: 384)	<p>AYBINTIO 60.2 (31-82)</p> <p>Bevacizumab -EU 60.0 (20-84)</p>	Male/Female: 508/255

AUC = area under the curve; EU = European Union; IV = intravenous, NSCLC = non-small cell lung cancer, PK = pharmacokinetics; US = United States

14.2 Study Results

See 14.3 Comparative Bioavailability Studies.

14.3 Comparative Bioavailability Studies

14.3.1 Pharmacokinetics

Study SB8-G11-NHV

This was a randomized, double-blind, single-dose, 3-arm parallel group study in healthy adult male subjects. The primary objective of SB8-G11-NHV study was to investigate and compare the PK profiles of AYBINTIO to bevacizumab-EU and bevacizumab-US.

Comparability criteria were met for the PK parameters AUC_{inf} , AUC_{last} , and C_{max} for the geometric LS Mean ratio (90% CI) of AYBINTIO to bevacizumab-EU, which were 88.0% (81.5% to 95.0%), 88.6% (82.6% to 95.2%) and 99.6% (93.3% to 106.3%), respectively, and were within the pre-specified equivalence margin of 80.0% to 125.0% (Table 17).

Table 17 Summary of PK Parameters of AYBINTIO and Bevacizumab-EU in Study SB8-G11-NHV

Bevacizumab (3 mg/kg IV) From measured data Geometric Mean Arithmetic Mean (CV %)				
Parameter	AYBINTIO N = 38	Bevacizumab- EU N = 38	% Ratio of Geometric LS Mean	90% Confidence Interval
AUC_T (mcg·h/mL)	23812.9 24199.2 (18.1)	26862.9 27342.2 (19.7)	88.6%	82.6% to 95.2%
AUC_I (mcg·h/mL)	24901.3 25354.4 (19.1)	28294.9 28896.8 (21.5)	88.0%	81.5% to 95.0%
C_{MAX} (mcg/mL)	74.9 76.3 (19.3)	75.2 76.1 (15.4)	99.6%	93.3% to 106.3%
T_{MAX} (h)	3.00 (1.52-12.00)	3.00 (1.52-12.00)	N/A	N/A
$T_{1/2}$ (h)	444.4 (17.9)	464.2 (17.5)	N/A	N/A

N = number of subjects with an available assessment; LS = least squares; PK = pharmacokinetics; AUC_T = area under the serum concentration-time curve from time 0 to the last measurable concentration; AUC_I = area under the serum concentration-time curve from time 0 to infinity; C_{max} = observed maximum serum concentration; T_{max} = time to maximum serum concentration expressed as median (min-max); $T_{1/2}$ = elimination half-life expressed as arithmetic mean (CV%).

14.3.2 Efficacy and Safety

14.3.2.1 Efficacy

Study SB8-G31-NSCLC

Study SB8-G31-NSCLC was designed to compare the efficacy and safety of AYBINTIO to AVASTIN (bevacizumab). The primary objective was to demonstrate the efficacy equivalence of AYBINTIO to bevacizumab-EU, in terms of the best overall response rate (ORR) by 24 weeks of chemotherapy in patients with metastatic or recurrent non-squamous non-small cell lung cancer (NSCLC). The best ORR was defined as the proportion of patients whose best overall response was either complete response (CR) or partial response (PR) according to Response Evaluation Criteria in Solid Tumours (RECIST) v1.1 during the induction treatment period by 24 weeks.

Study Results

Demographic and baseline disease characteristics were well balanced between the AYBINTIO group and the bevacizumab-EU group. The study met its primary objective since the 95% confidence interval of the ratio of ORR was within the pre-defined equivalence margin of (0.737, 1.357).

Overall efficacy results are shown in [Table 18](#).

Table 18 Summary of Efficacy Results (ITT Population)

Parameter	AYBINTIO N = 379	EU Avastin® N = 384
Best ORR [n (%)] ^a	181 (47.6)	164 (42.8)
95% CI for ORR (%)	42.5, 52.8	37.8, 47.9
Ratio of Best ORR (SB8/EU Avastin®)	1.11	
95% CI	[0.952, 1.302] ^b	

CI = confidence interval; N = number of patients in the Randomized Set (RAN) (i.e., Intent-to-Treat [ITT] Population); n = number of patients; ORR = overall response rate

^a The best ORR was defined as the proportion of patients whose best overall response was either CR or PR according to RECIST v1.1 during the induction treatment period by 24 weeks.

^b Represent the confidence interval was fully within the equivalence margin [0.737, 1.357].

In the RAN, missing data from patients who withdrew the study due to disease progression and adverse events (AEs) without any tumor assessment were considered as non-responder.

In the RAN, missing data from patients who withdrew the study with reasons other than disease progression and AEs and remained in the study, without any tumor assessment were imputed using multiple imputation method.

Ratio and 95% CI were estimated by the log-binomial regression model with treatment group as an explanatory variable.

14.3.2.2 Safety

The types, frequency and severity of adverse events were comparable between the biosimilar and the reference biologic drug.

14.4 Immunogenicity

In Study SB8-G31-NSCLC, immunogenicity was assessed using electrochemiluminescent (ECL) assays. Only samples confirmed positive for Anti- Drug Antibodies (ADAs) were

subsequently analyzed for neutralizing antibodies (NAb).

In this study, 378 and 380 subjects were administered AYBINTIO or Bevacizumab-EU, respectively, serum samples collected at Cycle 1 (baseline), Cycle 3, Cycle 5, Cycle 7, and end of treatment (EOT). At Cycle 7, the number of patients with an overall ADA positive result was 46 (13.5%) patients in the AYBINTIO treatment group and 34 (10.1%) patients in the bevacizumab-EU treatment group. At EOT, the number of patients with an overall ADA positive result was 55 (16.1%) patients in the AYBINTIO treatment group and 37 (11.0%) patients in the bevacizumab-EU treatment group.

The incidence of ADA and Nab is presented in [Table 19](#).

Table 19 Summary of Percentage of Patients with Anti-Drug Antibodies and Neutralizing antibodies

	SB8-G31-NSCLC	
	AYBINTIO N=378 n/n' (%)	Bevacizumab-EU N=380 n/n' (%)
Anti-Drug Antibody (ADA)		
Baseline	15/372 (4.0)	15/371 (4.0)
Cycle 3	29/338 (8.6)	22/338 (6.5)
Cycle 5	15/301 (5.0)	21/296 (7.1)
Cycle 7	28/266 (10.5)	20/279 (7.2)
EOT	21/150 (14.0)	9/161 (5.6)
Cycle 7 overall	46/341 (13.5)	34/337 (10.1)
EOT overall	55/341 (16.1)	37/337 (11.0)
Neutralizing Antibody (NAb)		
Baseline	0/15 (0.0)	1/15 (6.7)
Cycle 3	9/29 (31.0)	9/22 (40.9)
Cycle 5	5/15 (33.3)	8/21 (38.1)
Cycle 7	12/28 (42.9)	11/20 (55.0)
EOT	9/21 (42.9)	5/9 (55.6)
Cycle 7 overall	21/59 (35.6)	23/47 (48.9)
EOT overall	28/67 (41.8)	26/50 (52.0)

N = number of patients in the Safety Set; n = number of patients with event of interest; n' = number of patients with available assessment results at each timepoint
Percentages were based on n'.

NAb results for patients with ADA-positive to Aybintio or Bevacizumab-EU at any timepoint were used for the summary.

As with all therapeutic proteins, there is a potential for immunogenicity. The detection of antibody formation is highly dependent on the sensitivity and specificity of the assay.

14.5 Clinical Trials - Reference Biologic Drug

Clinical Efficacy

Metastatic Colorectal Cancer

The safety and efficacy of the recommended dose of bevacizumab (5 mg/kg of body weight every two weeks) in metastatic carcinoma of the colon or rectum were studied in three randomised, active-controlled clinical trials in combination with fluoropyrimidine-based first line chemotherapy. Bevacizumab was combined with two chemotherapy regimens:

- AVF2107g: A weekly schedule of irinotecan/bolus 5-fluorouracil/leucovorin (IFL regimen) for a total of 4 weeks of each 6-week cycle;
- AVF0780g: In combination with bolus 5-fluorouracil/leucovorin (5 FU/LV) for a total of 6 weeks of each 8-week cycle (Roswell Park regimen);
- AVF2192g: In combination with bolus 5-fluorouracil/leucovorin (5-FU/LV) for a total of 6 weeks of each 8-week cycle (Roswell Park regimen) in patients who were not optimal candidates for first-line irinotecan treatment.

All three trials evaluated bevacizumab at a dose of 5 mg/kg of body weight every 2 weeks and both enrolled patients with previously untreated metastatic carcinoma of the colon or rectum.

Bevacizumab in Combination with Irinotecan, 5-Fluorouracil and Leucovorin (IFL) for First-Line Treatment of Metastatic Carcinoma of the Colon or Rectum (AVF2107g)

This was a phase III randomised, double blind, active controlled clinical trial evaluating bevacizumab in combination with IFL as first line treatment for metastatic carcinoma of the colon or rectum. Eight hundred thirteen patients were randomised to receive IFL + placebo (Arm 1) or IFL + bevacizumab (5 mg/kg every 2 weeks, Arm 2) (see [Table 20](#)). A third group of 110 patients received bolus 5 FU/LV + bevacizumab (Arm 3). Enrollment in Arm 3 was discontinued, as pre-specified, once safety of bevacizumab with the IFL regimen was established and considered acceptable.

Table 20 Treatment Regimens in Study AVF2107g

	Treatment	Starting Dose	Schedule
Arm 1	Irinotecan 5-Fluorouracil Leucovorin	125 mg/m ² IV 500 mg/m ² IV 20 mg/m ² IV	Given once weekly for 4 weeks every 6 weeks
	Placebo	IV	Every 2 weeks
Arm 2	Irinotecan 5-Fluorouracil Leucovorin	125 mg/m ² IV 500 mg/m ² IV 20 mg/m ² IV	Given once weekly for 4 weeks every 6 weeks
	Bevacizumab	5 mg/kg IV	Every 2 weeks
Arm 3	5-Fluorouracil Leucovorin	500 mg/m ² IV 500 mg/m ² IV	Given once weekly for 6 weeks every 8 weeks
	Bevacizumab	5 mg/kg IV	Every 2 weeks

5-Fluorouracil: IV bolus injection immediately after leucovorin

Leucovorin: IV bolus injection (over 1-2 minutes) immediately after each irinotecan dose

The primary efficacy parameter of the trial was duration of survival. The addition of bevacizumab to IFL resulted in a statistically significant increase in overall survival (see [Table 21](#) and [Figure 2](#)). The clinical benefit of bevacizumab, as measured by survival, was seen in all pre-specified patient subgroups, including those defined by age, sex, performance status, location of primary tumour, number of organs involved, and duration of metastatic disease (see [Figure 4](#)).

The efficacy results of bevacizumab in combination with IFL chemotherapy are displayed in [Table 9](#) and Figures 2 and 3 (Kaplan Meier plots for duration of survival and progression free survival).

Table 21 Efficacy Results for Study AVF2107g

	Arm 1 IFL + Placebo	Arm 2 IFL + Bevacizumab*
Number of Patients	411	402
<u>Overall Survival</u>		
Median (months)	15.6	20.3
95% confidence interval (CI)	14.29-16.99	18.46-24.18
Hazard ratio** (95% CI)		0.66 (0.54; 0.81)
p-value		0.00004
<u>Progression-free Survival</u>		
Median (months)	6.2	10.6
95% confidence interval	5.59-7.66	9.03-11.04
Hazard ratio (95% CI)		0.54 (0.45; 0.66)
p-value		< 0.00001
<u>Overall Response Rate</u>		
Rate (per cent)	34.8	44.8
95% confidence interval	30.2-39.6	39.9-49.8
p-value		0.0036
<u>Duration of Response</u>		
Median (months)	7.1	10.4
25-75 percentile(months)	4.7-11.8	6.7-15.0

*5 mg/kg every 2 weeks; **Relative to control arm
IFL = irinotecan/5-fluorouracil/leucovorin

Among the 110 patients randomized to Arm 3 (5-FU/LV + bevacizumab), the median overall survival was 18.3 months, median progression free survival was 8.8 months, overall response rate was 39% and median duration of response was 8.5 months.

Figure 2 Plot of Kaplan Meier Estimates for Survival in Study AVF2107g

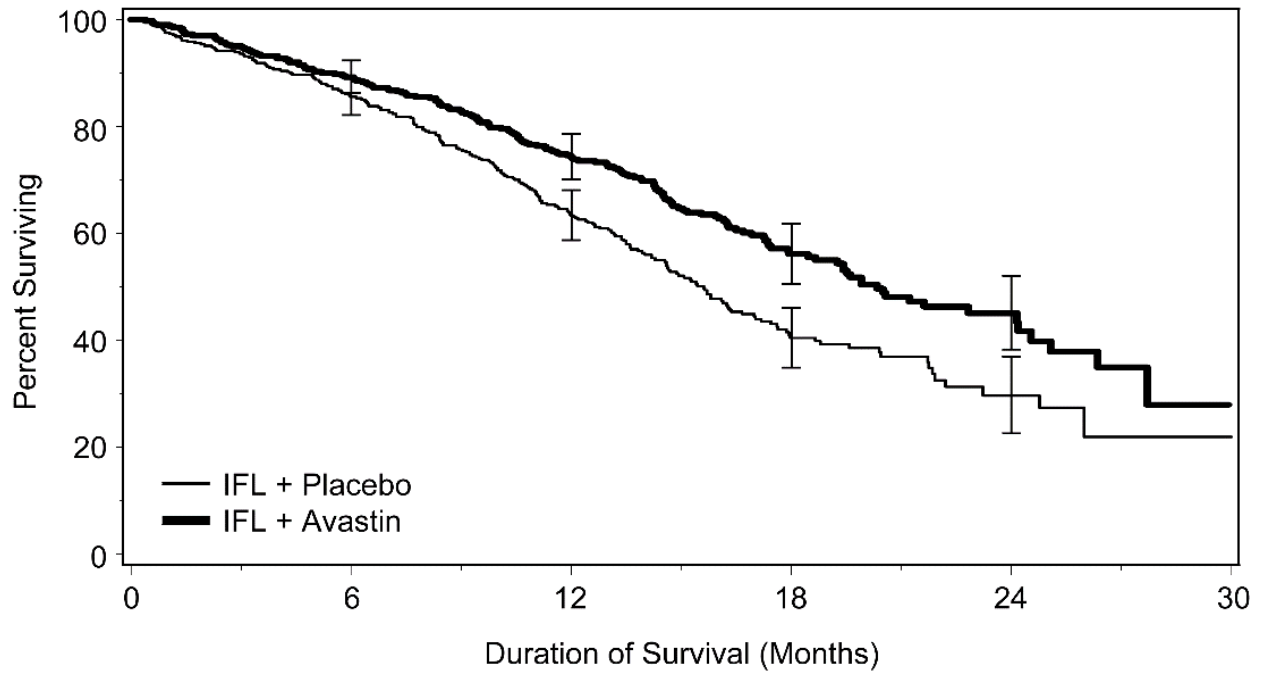


Figure 3 Progression Free Survival during First-Line Therapy in Study AVF2107g

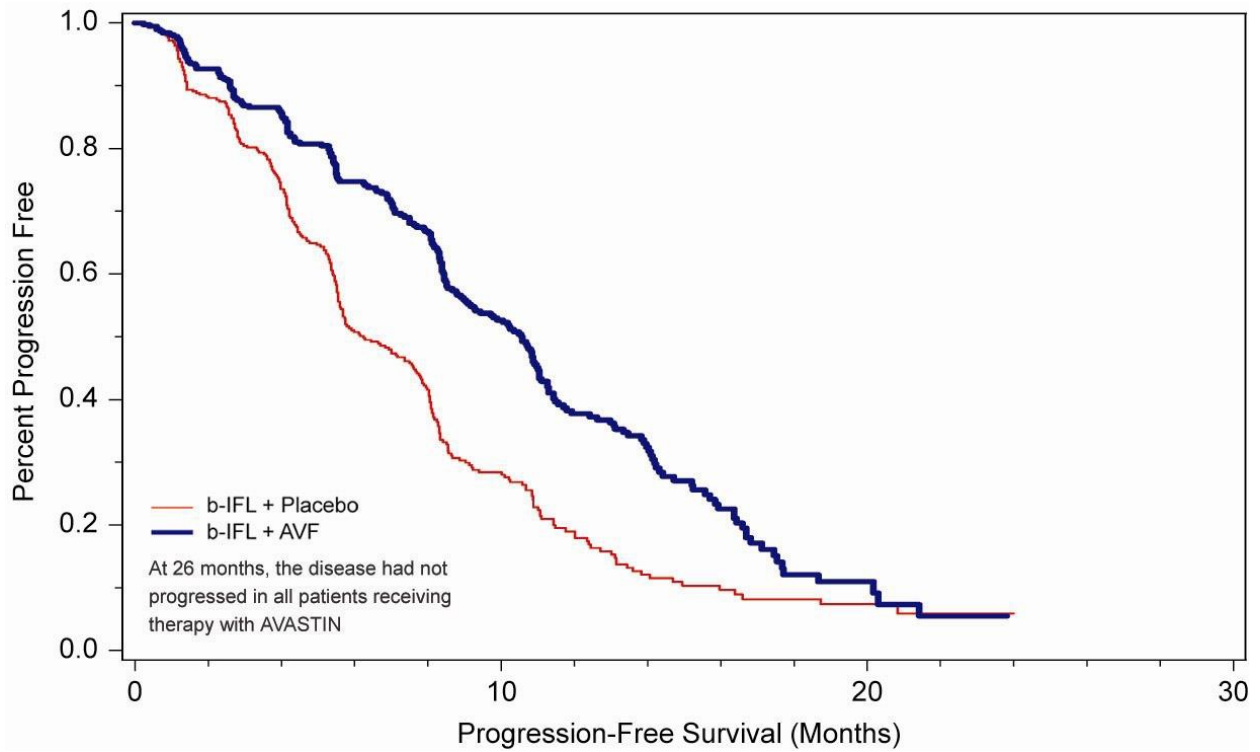
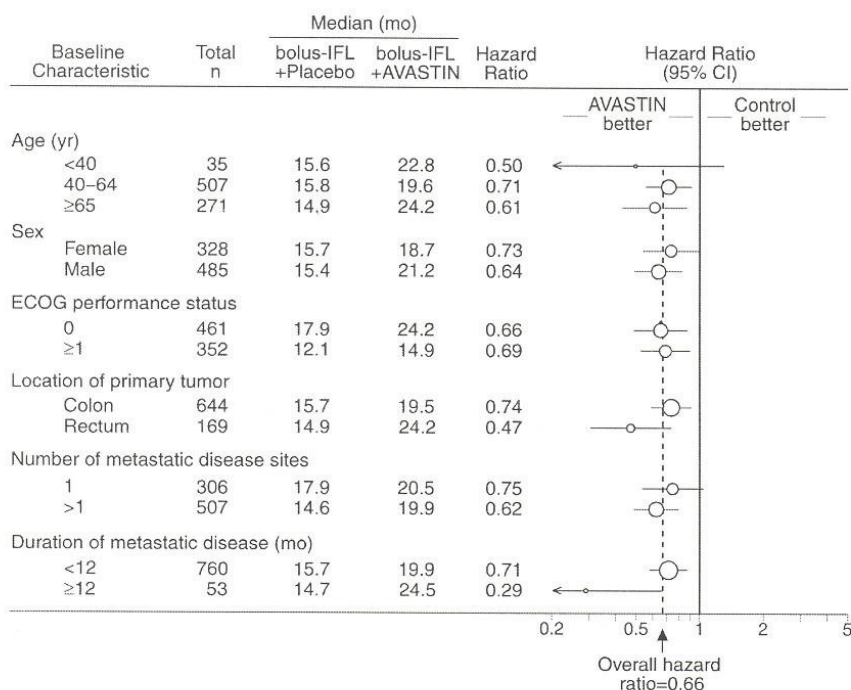


Figure 4 Duration of Survival by Baseline Risk Factor in Study AVF2107g



CI = interval; IFL = irinotecan/5-fluorouracil/leucovorin

Hazard ratio < 1 indicates a lower hazard of death in the IFL + AVASTIN arm compared with the IFL + placebo arm. Size of circle is proportional to the number of patients in the subgroup. Confidence interval is indicated by the horizontal line.

Bevacizumab in Combination with 5 FU/LV Chemotherapy for the First Line Treatment of Metastatic Carcinoma of the Colon or Rectum in patients who were not optimal candidates for first-line irinotecan treatment (AVF2192g)

This was a phase II randomized, active-controlled, open-labelled clinical trial investigating bevacizumab in combination with 5 FU/Leucovorin as first-line treatment for metastatic colorectal cancer in patients who were not optimal candidates for first-line irinotecan treatment. Patients had to be either more susceptible to irinotecan toxicity (≥ 65 years, prior radiotherapy to pelvis or abdomen) or less likely to benefit from irinotecan treatment (PS ≥ 1 , baseline albumin < 3.5 g/dl) in order to be eligible for enrolment. One hundred and five patients were randomized to 5 FU/LV + placebo arm and 104 patients randomized to 5 FU/LV + bevacizumab (5 mg/kg every 2 weeks). All treatments were continued until disease progression. The overall age was 71 years; 28.2% of patients had an ECOG performance status of 0, 65.1% had a value of 1 and 6.7% had a value of 2. The addition of bevacizumab 5 mg/kg every two weeks to 5 FU/LV resulted in higher objective response rates, significantly longer progression free survival, and a trend in longer survival, compared with 5 FU/LV chemotherapy alone (see Table 22). These efficacy data were consistent with the results observed in studies AVF2107g and AVF0780g.

Table 22 Treatment Regimens in Study AVF2192g

	Treatment	Starting Dose	Schedule
Arm 1	5-Fluorouracil Leucovorin	500 mg/m ² IV 500 mg/m ² IV	Given once weekly for 6 weeks of 8-weeks cycle
	Placebo	IV	Every 2 weeks
Arm 2	5-Fluorouracil Leucovorin	500 mg/m ² IV 500 mg/m ² IV	Given once weekly for 6 weeks of 8-weeks cycle
	Bevacizumab	5 mg/kg IV	Every 2 weeks

5-Fluorouracil: IV bolus (slow push) 1 hour after initiation of the 2-hour leucovorin infusion
Leucovorin: IV infusion over 2 hours

Bevacizumab in Combination with 5 FU/LV Chemotherapy for the First Line Treatment of Metastatic Carcinoma of the Colon or Rectum (AVF0780g)

This was a phase II randomised, active-controlled, open-labelled clinical trial investigating bevacizumab in combination with 5-FU/LV as first-line treatment of metastatic colorectal cancer. Seventy-one patients were randomised to receive bolus 5-FU/LV or 5-FU/LV + bevacizumab (5 mg/kg every 2 weeks). A third group of 33 patients received bolus 5-FU/LV + bevacizumab (10 mg/kg every 2 weeks). Patients were treated until disease progression. The primary endpoints of the trial were objective response rate and progression free survival. The addition of 5 mg/kg every two weeks of bevacizumab to 5-FU/LV resulted in higher objective response rates, longer progression free survival, and a trend in longer survival, compared with 5-FU/LV chemotherapy alone (see [Table 23](#)). This efficacy data is consistent with the results from study AVF2107g.

Table 23 Efficacy results for Study AVF0780g and AVF2192g

	AVF0780g			AVF2192g	
	5-FU/LV	5-FU/LV + Bevacizumab ^a	5-FU/LV + Bevacizumab ^b	5-FU/LV + placebo	5-FU/LV + Bevacizumab
Number of Patients	36	35	33	105	104
<u>Overall Survival</u>					
Median (months)	13.6	17.7	15.2	12.9	16.6
95% Confidence Interval (CI)				10.35- 16.95	13.63-19.32
Hazard ratio ^c (95% CI)	-	0.52 (0.25; 1.08)	1.01 (0.53; 1.91)		0.79 (0.56; 1.10)
p-value		0.073	0.978		0.16
<u>Progression-free Survival</u>					
Median (months)	5.2	9	7.2	5.5	9.2
Hazard ratio (95% CI)		0.44 (0.24; 0.8)	0.69 (0.38; 1.25)		0.5 (0.34; 0.73)
p-value	-	0.0049	0.217		0.0002
<u>Overall Response Rate</u>					
Rate (per cent)	16.7	40	24.2	15.2	26
95% confidence interval p-value	7.0-33.5	24.4-57.8 0.029	11.7-42.6 0.43	9.2-23.9	18.1-35.6 0.055
<u>Duration of Response</u>					
Median (months)	NR	9.3	5	6.8	9.2
25-75 percentile (months)	5.5-NR	6.1-NR	3.8-7.8	5.59-9.17	5.88-13.01

^a 5 mg/kg every 2 weeks; ^b 10 mg/kg every 2 weeks; ^c Relative to control arm
5-FU/LV = 5-fluorouracil/leucovorin; NR = Not reached

Adjuvant Colon Cancer (aCC)

BO17920

This was a phase III randomized open-label, 3-arm study evaluating the efficacy and safety of bevacizumab administered at a dose equivalent to 2.5 mg/kg/week on either a 2-weekly schedule in combination with FOLFOX4, or on a 3-weekly schedule in combination with XELOX versus FOLFOX4 alone as adjuvant chemotherapy in 3451 patients with high-risk stage II and stage III colon carcinoma.

More relapses and deaths due to disease progression were observed in both bevacizumab arms compared to the control arm. The primary objective of prolonging disease-free survival (DFS) in patients with stage III colon cancer (n = 2867) by adding bevacizumab to either chemotherapy regimen was not met. The hazard ratios for DFS were 1.17 (95% CI: 0.98-1.39) for the FOLFOX4 + bevacizumab arm and 1.07 (95% CI: 0.90-1.28) for the XELOX + bevacizumab arm. At the time of the clinical cut-off for end-of-study follow-up (which occurred 2 years after the primary analysis for DFS and was at least 5 years after the last patient was randomized), the unstratified hazard ratio for overall survival was 1.27 (95% CI: 1.03-1.57) for the FOLFOX4 + bevacizumab arm and 1.15 (95% CI: 0.93-1.42) for the XELOX + bevacizumab arm compared to FOLFOX alone.

Locally Advanced, Metastatic or Recurrent Non-Small Cell Lung Cancer (NSCLC)

The safety and efficacy of bevacizumab in the treatment of patients with non-small cell lung cancer (NSCLC) was assessed in addition to a carboplatin/paclitaxel chemotherapy regimen in studies E4599 and AVF0757g.

Study E4599

E4599 was an open-label, randomised, active-controlled, multicentre clinical trial evaluating bevacizumab as first-line treatment of patients with locally advanced, metastatic or recurrent NSCLC other than predominantly squamous cell histology.

Patients were randomized to platinum-based chemotherapy (paclitaxel 200 mg/m² and carboplatin AUC = 6.0, both by IV infusion) (PC) on day 1 of every 3-week cycle for up to 6 cycles or PC in combination with bevacizumab at a dose of 15 mg/kg IV infusion day 1 of every 3-week cycle. After completion of six cycles of carboplatin-paclitaxel chemotherapy or upon premature discontinuation of chemotherapy, patients on the bevacizumab + carboplatin-paclitaxel arm continued to receive bevacizumab as a single agent every 3 weeks until disease progression. 878 patients were randomized to the two arms.

The combination of carboplatin and paclitaxel is used as a current Canadian standard of care in major treatment centers for the treatment of NSCLC.

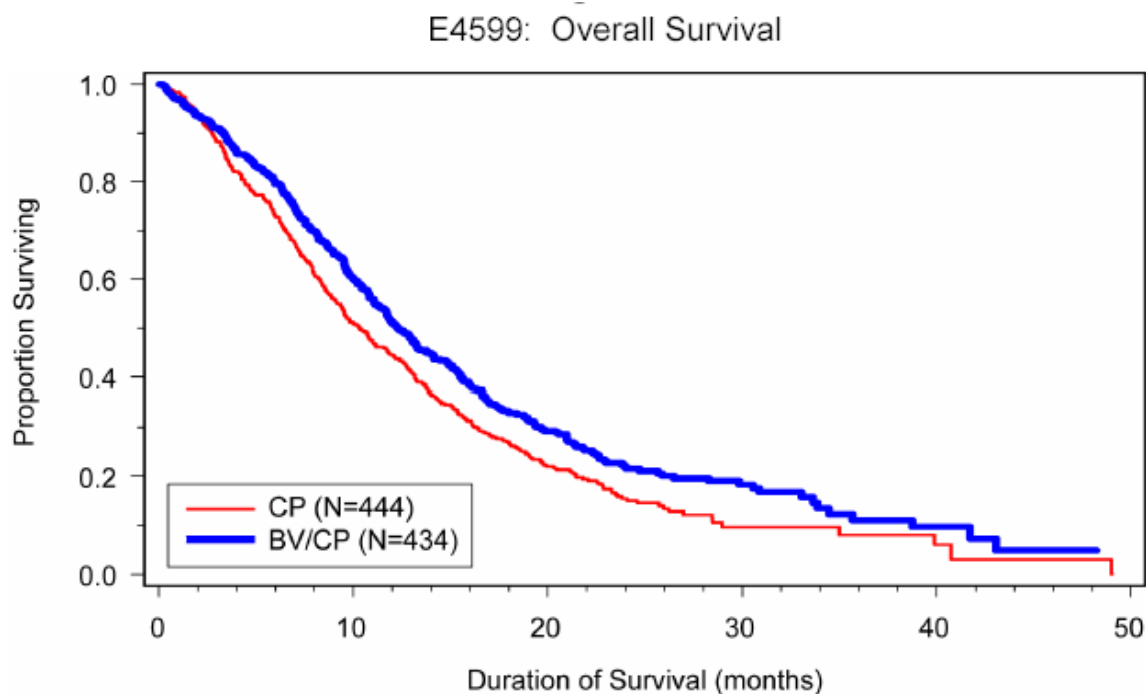
During the study, of the patients who received trial treatment, 32.2% (136/422) of patients received 7-12 administrations of bevacizumab and 21.1% (89/422) of patients received 13 or more administrations of bevacizumab.

The primary endpoint was duration of survival. Results are presented in [Table 24](#).

Table 24 Efficacy Results for Study E4599

	Arm 1 Carboplatin/ Paclitaxel	Arm 2 Carboplatin/ Paclitaxel + Bevacizumab 15 mg/kg q 3 weeks
Number of Patients	444	434
<u>Overall Survival</u>		
Median (months)	10.3	12.3
Hazard ratio** (95% CI)		0.80 ($p = 0.003$) 95% CI (0.69, 0.93)
<u>Overall Response Rate</u>		
Rate (per cent)	12.9	29.0 ($p < 0.0001$)

Figure 5 Study E4599: Kaplan Meier Plot of Overall Survival (All Randomized Patients)



BV/CP = bevacizumab + carboplatin/paclitaxel; CP = carboplatin/paclitaxel.

In an exploratory analysis across patients' subgroups, improvement in duration of survival was not observed with bevacizumab treatment in females. The hazard ratio (HR) of survival for females was HR 0.99 (95% CI: 0.79, 1.25; $p = 0.95$), patients aged 65 years or older HR 0.91 (95% CI: 0.72, 1.14) or weight loss of 5% or greater in the 6 months prior to treatment initiation HR 0.96 (95% CI: 0.73, 1.26).

In a pre-specified exploratory analysis, improvement in the duration of survival was not consistent in all histology subtypes. The majority of the patients in this trial (69.3%) had adenocarcinoma, which was the only subgroup considered large enough from which to draw a conclusion regarding overall survival. In an exploratory analysis, the extent of bevacizumab benefit on overall survival was less pronounced in the subgroup of patients who did not have adenocarcinoma histology. The hazard ratio (HR) of survival for different histological subtypes

was as follows: adenocarcinoma HR 0.69 (95% CI: 0.58, 0.83), squamous HR 0.00 (95% CI: 0.00, -), large cell undifferentiated HR 1.15 (95% CI: 0.60, 2.24), bronchoalveolar (BAC) HR 1.48 (95% CI: 0.57, 3.89), NSCLC, NOS HR 1.16 (95% CI: 0.84, 1.61) and other HR 0.92 (95% CI: 0.43, 1.98).

Table 25 Histological Subtypes in study E4599

	CP N = 442 N (%)	Bv15+CP N = 433 N (%)	Total N = 875 N (%)
Adenocarcinoma	302 (68.3%)	300 (69.3%)	602 (68.8%)
Squamous carcinoma	2 (0.5%)	1 (0.2%)	3 (0.3%)
Large cell undifferentiated	30 (6.8%)	18 (4.2%)	48 (5.5%)
Bronchioalveolar (BAC)	11 (2.5%)	12 (2.8%)	23 (2.6%)
NSCLC, NOS	86 (19.5%)	79 (18.2%)	165 (18.9%)
Other	11 (2.5%)	23 (5.3%)	34 (3.9%)

Study AVF0757g

The design for the pivotal phase III trial (study E4599) was based on the findings from an earlier supporting phase II study AVF0757g. In this randomized, multicenter, open label, Phase II trial, 99 patients were randomized to treatment; 32 patients were assigned to the control carboplatin/paclitaxel arm (CP), 32 patients to the 7.5 mg/kg/q3w bevacizumab plus carboplatin/paclitaxel arm (Bv7.5+CP) and 35 patients to the 15 mg/kg/q3w bevacizumab plus carboplatin/paclitaxel arm (Bv15+CP). Study AVF0757g was designed to test the efficacy, safety, pharmacokinetics, and pharmacodynamics of bevacizumab in combination with carboplatin/paclitaxel chemotherapy in subjects with locally advanced, metastatic, or recurrent NSCLC.

With respect to the demographic and baseline characteristics imbalances between treatment arms were noted in the proportion of men to women, patients with an ECOG performance status of 0, disease duration of < 1year, squamous cell histology, cancer stage (IIIB and IV) and prior cancer treatment. Primary efficacy endpoints were time to disease progression (TTP) and best confirmed response rate as assessed both by the investigator and by a blinded independent review facility (IRF). Though not statistically significant based on the IRF assessment, there was a trend for improvement in TTP (7.0 vs 6.0 months) and the response rate (40% vs 31%) for patients in the 15 mg/kg arm compared with the control arm. There was not a statistically significant difference in survival between patients in the 15 mg/kg arm and the control arm (14.4 vs 13.3 months), however, 19 out of 32 patients randomized to the control arm crossed over to receive bevacizumab following disease progression.

In this trial, the incidence of serious or fatal pulmonary hemorrhage was 31% (4 of 13) in bevacizumab-treated patients with squamous cell histology and 4% (2 of 53) in bevacizumab-related patients with histology other than squamous cell. The subgroup of subjects with squamous cell histology appeared to be at higher risk for this toxicity and was excluded from Study E4599. Rates of most serious adverse events (SAEs), hypertension and proteinuria were similar to the pivotal trial E4599. Other safety signals (headache, respiratory tract infections, epistaxis, fever, and rash) were considered manageable.

Platinum-Sensitive Recurrent Epithelial Ovarian, Fallopian Tube and Primary Peritoneal Cancer

Study AVF4095g

The safety and efficacy of bevacizumab in the treatment of patients with platinum-sensitive, recurrent epithelial ovarian, fallopian tube or primary peritoneal cancer, who have not received prior chemotherapy in the recurrent setting or prior bevacizumab treatment, was studied in a phase III randomized, double-blind, placebo-controlled trial (AVF4095g). The study compared the effect of adding bevacizumab to carboplatin and gemcitabine chemotherapy followed by maintenance therapy with bevacizumab as a single agent until progression, to carboplatin and gemcitabine alone.

Patients with histologically documented ovarian, primary peritoneal, or fallopian tube carcinoma that had recurred > 6 months after platinum-based chemotherapy, who had not received chemotherapy in the recurrent setting, and who had not received prior therapy with bevacizumab or other VEGF inhibitors or VEGF receptor–targeted agents were included in the study.

Bevacizumab was administered in combination with carboplatin and gemcitabine for 6 to 10 cycles followed by continued use of bevacizumab as single agent until disease progression.

Patient demographic characteristics were similar across the two treatment arms. All but one patient had an ECOG baseline performance status of 0 or 1. The median age of all randomized patients was 61 years (range, 28-87 years). The majority of patients were < 65 years (63%) of age and 37% were ≥ 65 years of age. Patients were predominantly White (90.9%), with an equal number of Asians and Black or African Americans enrolled (3.1% each); 2 patients (0.4%) were Native Hawaiian or Other Pacific Islander.

Stratification factors were time to recurrence since last platinum-based chemotherapy (6-12 months, > 12 months) and cytoreductive surgery for recurrent EOC, PPC, or FTC (yes, no).

A total of 484 patients with measurable disease were randomized in 1:1 to either:

- Carboplatin (AUC4, Day 1) and gemcitabine (1000 mg/m² on Days 1 and 8) and concurrent placebo every 3 weeks for 6 and up to 10 cycles followed by placebo alone until disease progression or unacceptable toxicity
- Carboplatin (AUC4, Day 1) and gemcitabine (1000 mg/m² on Days 1 and 8) and concurrent bevacizumab (15 mg/kg Day 1) every 3 weeks for 6 and up to 10 cycles followed by bevacizumab (15 mg/kg every 3 weeks) alone until disease progression or unacceptable toxicity

The primary endpoint was progression-free survival based on investigator assessment using RECIST criteria. Additional endpoints included objective response, duration of response, safety and overall survival. An independent review of the primary endpoint was also conducted and showed consistency with the investigator-assessed PFS as well as ORR results. OS benefit was not demonstrated in the study.

The results of this study are summarized in [Table 26](#).

Table 26 Efficacy Results from Study AVF4095g

Progression-free survival		
	Investigator Assessment ¹	
	Placebo + C/G (n = 242)	Bevacizumab + C/G (n = 242)
Median PFS (months)	8.4	12.4
Hazard ratio [95% CI]	0.484 [0.388, 0.605]	
p-value	<0.0001	
Objective response rate		
	Investigator Assessment	
	Placebo + C/G (n = 242)	Bevacizumab + C/G (n = 242)
% pts with objective response	57.4 %	78.5%
p-value	<0.0001	
Overall survival (Interim)²		
	Placebo + C/G (n = 242)	Bevacizumab + C/G (n = 242)
Median OS (months)	29.9	35.5
Hazard ratio [95% CI]	0.751 [0.537, 1.052]	
p-value	0.094	
Overall survival (Final)³		
	Placebo + C/G (n = 242)	Bevacizumab + C/G (n = 242)
Median OS (months)	32.9	33.6
Hazard ratio [95% CI]	0.952 [0.771; 1.176]	
p-value	0.6479	

C = carboplatin; G = gemcitabine

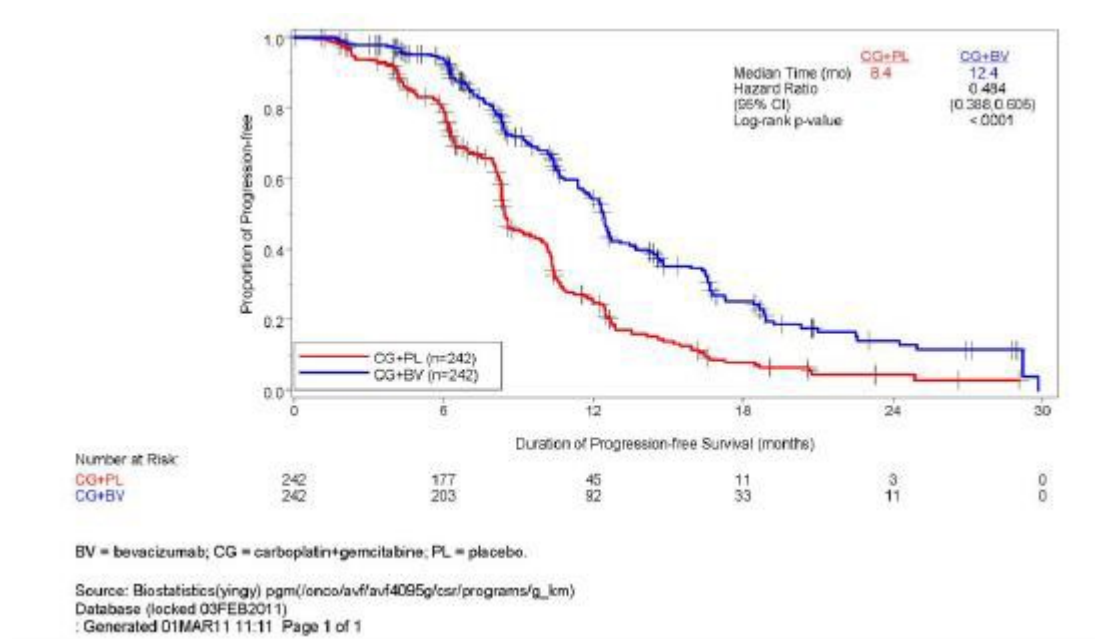
¹ Primary analysis

² Interim protocol-specified overall survival stratified analysis performed when approximately 29% of the patients had died and tested at the 0.001 level at the time of the OS interim analysis.

³ Final overall survival stratified analysis performed when approximately 73% of the patients had died. $\alpha = 0.001$. OS benefit was not demonstrated in the study.

The overall Type I error rate for the two-sided test for the primary endpoint of PFS was controlled at $\alpha = 0.05$. Only one futility interim analysis was planned for the primary endpoint PFS. As a result, the total $\alpha = 0.05$ was reserved for the final PFS analysis. To protect the experiment-wise error rate among objective response and OS, a hierarchical procedure was used for testing the hypotheses associated with the two endpoints. Specifically, ORR was tested at the $\alpha = 0.05$ level. If the active arm was declared superior to the control arm with respect to ORR, then OS was to be tested at the $\alpha = 0.05$ level: the interim OS was tested at the $\alpha = 0.001$ level, and the final OS at the $\alpha = 0.049$ level.

Figure 6 Kaplan Meier Estimates of Progression-Free Survival Based on Investigator Assessment, Censoring for Non-Protocol Specified Therapy in Randomized Patients.



Platinum-Resistant Recurrent Epithelial Ovarian, Fallopian Tube and Primary Peritoneal Cancer

Study MO22224 (AURELIA)

Study MO22224 evaluated the efficacy and safety of bevacizumab in combination with chemotherapy for platinum-resistant recurrent ovarian cancer. This study was designed as an open-label, randomized, two-arm Phase III evaluation of bevacizumab plus chemotherapy (CT+BV) versus chemotherapy alone (CT).

A total of 361 patients were enrolled into this study and administered either chemotherapy (based on the decision of the investigator, patients were assigned to receive one of three chemotherapy agents (paclitaxel, topotecan, or PLD)) alone or in combination with bevacizumab:

- CT Arm (chemotherapy alone):
 - Paclitaxel 80 mg/m² as a 1-hour IV infusion on Days 1, 8, 15, and 22 every 4 weeks.
 - Topotecan 4 mg/m² as a 30-minute IV infusion on Days 1, 8, and 15 every 4 weeks. Alternatively, a 1.25 mg/m² dose could be administered over 30 minutes on Days 1-5 every 3 weeks.
 - PLD 40 mg/m² as a 1 mg/min IV infusion on Day 1 only every 4 weeks. After Cycle 1, the drug could be delivered as a 1-hour infusion.
- CT+BV Arm (chemotherapy plus bevacizumab):
 - The chosen chemotherapy was combined with bevacizumab 10 mg/kg IV every 2 weeks (or bevacizumab 15 mg/kg every 3 weeks if used in combination with topotecan 1.25 mg/m² on Days 1-5 on a every 3 weeks schedule).

Patients enrolled in the trial remained on treatment until disease progression, unacceptable toxicities, or patient request for withdrawal.

Eligible patients had ovarian cancer that progressed within 6 months of previous platinum therapy. If a patient had been previously included in a blinded trial with an anti-angiogenic agent, the patient was enrolled in the same stratum as those patients who were known to have previously received an anti-angiogenic agent. Patients with refractory disease (i.e., progression while on preceding platinum therapy) were excluded.

Randomization was stratified by the following factors: chemotherapy selected (paclitaxel; topotecan; PLD), prior anti-angiogenic therapy (yes or no), and platinum-free interval (<3; 3–6 months).

The primary endpoint was progression-free-survival based on investigator assessment. The secondary endpoints were objective response rate based on investigator assessment and overall survival.

The baseline patient demographic characteristics were well balanced between the CT and CT+BV arms. Nearly all patients were white. The median age was 61.0 (range: 25–84) years, and 36.8% of all patients were 65 years or older. The majority of patients in both arms had an ECOG PS of 0 (CT: 56.4% vs. CT+BV: 61.2%). In the CT arm, the percentage of patients with an ECOG PS of 1 or ≥ 2 was 38.7% and 5.0%, and in the CT+BV arm, the percentage of patients with an ECOG PS of 1 or ≥ 2 was 29.8% and 9.0 %.

The addition of bevacizumab to chemotherapy demonstrated a statistically significant improvement in investigator assessed PFS, which was supported by a retrospective independent review analysis. Study results for the intent to treat (ITT) population are presented in [Table 27](#) and [Figure 7](#). Results for the separate chemotherapy cohorts are presented in [Table 28](#).

Table 27 Efficacy Results from Study MO22224 (AURELIA)

Primary Endpoint		
Progression-free survival		
	Investigator Assessment	
	CT (n = 182)	CT + BV (n = 179)
No. (%) patients with event	168 (92.3%)	140 (78.2%)
Median (months)	3.4	6.8
Hazard ratio* [95% CI]	0.384 [0.300, 0.491]	
p-value**	< 0.0001	
Secondary Endpoints		
Objective response rate		
	Investigator Assessment	
	CT (n = 182)	CT + BV (n = 179)
No. patients with measurable disease at baseline	144	142

% pts with objective response	18 (12.5%)	40 (28.2%)
Median duration of response (months)	5.4	9.4
Overall survival (final analysis)		
	CT (n = 182)	CT + BV (n = 179)
No. (%) patients who died	136 (74.7%)	128 (71.5%)
Median OS (months)	13.3	16.6
Hazard ratio* [95% CI]	0.887 [0.691, 1.140]	

CT = Chemotherapy alone; CT+BV= Chemotherapy plus bevacizumab

*Based on a stratified Cox proportional hazards model adjusting for the three stratification factors used for randomization (chemotherapy selected (paclitaxel; topotecan; PLD), prior anti-angiogenic therapy (yes or no), and platinum-free interval (<3; 3–6 months)).

** p-value based on a two-sided stratified log-rank test adjusting for the following stratification factors: chemotherapy selected (paclitaxel; topotecan; PLD), prior anti-angiogenic therapy (yes or no), and platinum-free interval (<3; 3–6 months).

Figure 7 Kaplan Meier Plot of Progression-Free Survival Based on Investigator Assessment in Randomized Patients

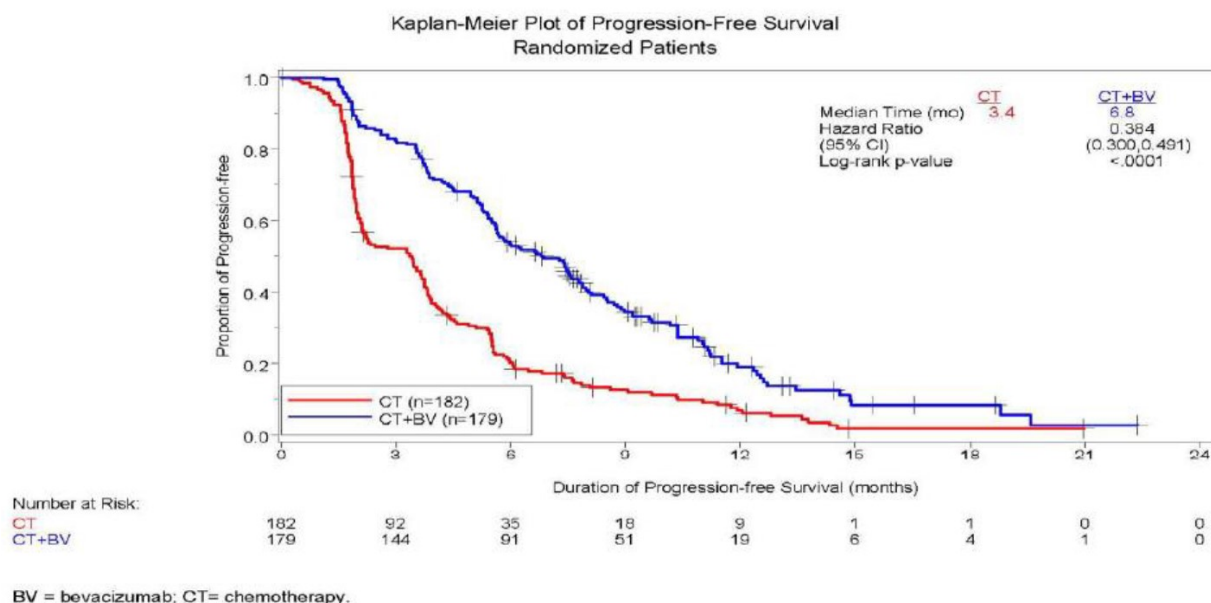


Table 28 Efficacy Results in Chemotherapy Cohorts from Study MO22224 (AURELIA)

	Paclitaxel		Topotecan		PLD	
	CT ^b (N = 55)	CT ^b + bevacizumab (N = 60)	CT ^b (N = 63)	CT ^b + bevacizumab (N = 57)	CT ^b (N = 64)	CT ^b + bevacizumab (N = 62)
PFS per Investigator						
No. (%) of subjects with an event	50 (90.9%)	39 (65.0%)	57 (90.5%)	45 (78.9%)	61 (95.3%)	56 (90.3%)
Median (months) (95% CI)	3.9 (3.5, 5.5)	9.6 (7.8, 11.5)	2.1 (1.9, 2.3)	6.2 (5.3, 7.6)	3.5 (1.9, 3.9)	5.1 (3.9, 6.3)

	Paclitaxel		Topotecan		PLD	
	CT ^b (N = 55)	CT ^b + bevacizumab (N = 60)	CT ^b (N = 63)	CT ^b + bevacizumab (N = 57)	CT ^b (N = 64)	CT ^b + bevacizumab (N = 62)
HR [95% CI] ^a	0.47 [0.31, 0.72]		0.24 [0.15, 0.38]		0.47 [0.32, 0.71]	
Overall Survival						
No. (%) of subjects who died	41 (74.5%)	36 (60.0%)	43 (68.3%)	44 (77.2%)	52 (81.3%)	48 (77.4%)
Median (months) [95% CI]	13.2 [8.2, 19.7]	22.4 [16.7, 26.7]	13.3 [10.4, 18.3]	13.8 [11.0, 18.3]	14.1 [9.9, 17.8]	13.7 [11.0, 18.3]
HR [95% CI] ^a	0.64 [0.41, 1.01]		1.12 [0.73, 1.73]		0.94 [0.63, 1.42]	
Objective Response Rate						
Number of Patients with Measurable Disease at Baseline	43	45	50	46	51	51
Rate, % [95% CI]	30 [17, 44]	53 [39, 68]	2 [0, 6]	17 [6, 28]	8 [0, 15]	16 [6, 26]
Median of Response Duration (months)	6.8	11.6	NE	5.2	4.6	8.0

^a per stratified Cox proportional hazards model adjusting for the three stratification factors used for randomization (chemotherapy selected (paclitaxel; topotecan; PLD), prior anti-angiogenic therapy (yes or no), and platinum-free interval (< 3; 3-6 months)).

^b Chemotherapy
NE = Not Estimable

Malignant Glioma (WHO Grade IV) – Glioblastoma

Study EORTC 26101

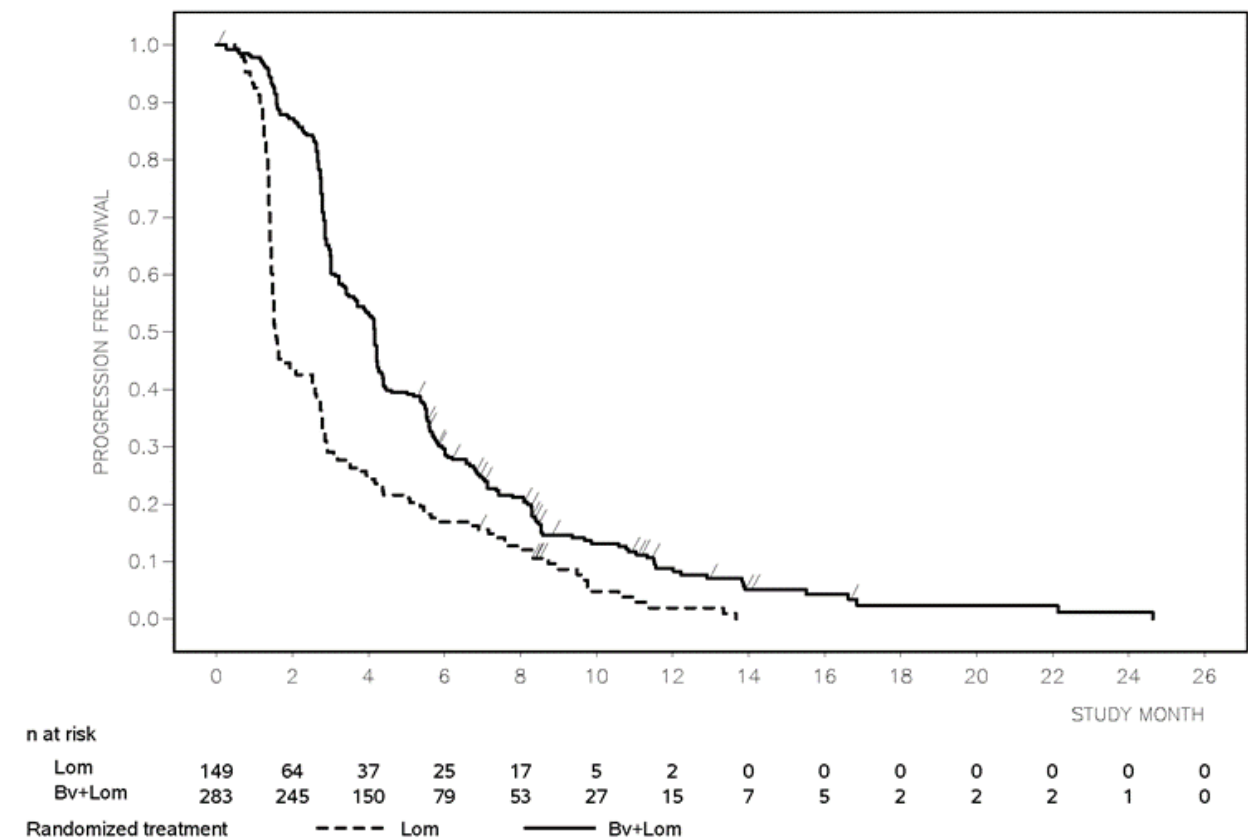
Patients with previously treated glioblastoma were evaluated in a multicenter, randomized, open-label Phase 3 study comparing bevacizumab plus Lomustine versus Lomustine. A total of 432 patients with first progression following the treatment with radiotherapy and temozolomide were randomized (2:1) to receive either bevacizumab (10 mg/kg IV infusion every 2 weeks; n = 283) plus Lomustine (every 6 weeks; 90 mg/m² [maximum dose 160 mg] in the first cycle and the dose could be escalated to 110 mg/m² (maximum dose 200 mg) from the second cycle onwards in the absence of Grade > 1 hematological toxicity during the first cycle) or Lomustine (110 mg/m² [maximum dose 200 mg] every 6 weeks; n = 149) until disease progression or unacceptable toxicity. Randomization was stratified by World Health Organization performance status (0 vs. > 0), steroid use (yes vs. no), largest tumour diameter (≤ 40 vs. > 40 mm) and institution. The primary outcome measure of the study was OS. Key secondary outcome measures included investigator-assessed PFS and ORR. Tumour response was assessed per the modified Response Assessment in Neuro-oncology (RANO) criteria.

The median patient age was 57.0 years on bevacizumab plus Lomustine and 59.0 years on Lomustine. Overall, 24.8% of patients were 65 years old or older. The majority of patients (60.4% in the bevacizumab plus Lomustine arm and 61.1% in the Lomustine arm) were male.

There was no difference in OS (HR=0.91, *p* = 0.4578); therefore, all secondary outcome measures can be interpreted as descriptive only. PFS was shown to be longer among patients receiving bevacizumab plus Lomustine compared to those receiving Lomustine alone; the unblinded investigator-assessed results were a median PFS of 4.2 months vs. 1.5 months [HR 0.52 (95% CI 0.41, 0.64)]. The results are presented in Figure 7. Among the 399 patients with

measurable disease, ORR was 26% in those receiving bevacizumab plus Lomustine and 6% in those receiving only Lomustine. A retrospective PFS analysis was conducted on subjects with available diagnostic information (91.2% and 95.3% of subjects receiving bevacizumab + Lomustine and Lomustine alone, respectively) by a blinded central review and results were a median PFS of 2.8 months vs. 1.5 months [HR 0.53 (95% CI 0.42, 0.66)].

Figure 8 Investigator-Assessed Progression-Free Survival in Study EORTC 26101



Among the patients taking corticosteroids at baseline (50.5% in the bevacizumab plus lomustine arm and 49.7% in the lomustine arm), more patients in the bevacizumab plus lomustine arm than in the lomustine arm discontinued corticosteroids (23.1% vs. 12.2%).

Pediatric Studies

Study BO20924 (Bernie)

In a randomized phase II study (BO20924) a total of 154 patients aged ≥ 6 months to < 18 years with newly diagnosed metastatic rhabdomyosarcoma and non-rhabdomyosarcoma soft tissue sarcoma were treated with standard of care (induction IVADO/IVA+/- local therapy followed by maintenance vinorelbine and cyclophosphamide) with or without bevacizumab (2.5 mg/kg/week) for a total duration of treatment of approximately 18 months.

At the time of the final primary analysis, the primary endpoint of Event Free Survival (EFS) by an independent central review did not show a statistically significant difference between the two treatment arms, with HR of 0.93 (95% CI: 0.61, 1.41).

Study BO25041 (Herby)

In a randomized phase II study (BO25041) a total of 121 patients aged ≥ 3 years to < 18 years with newly diagnosed supratentorial or infratentorial cerebellar or peduncular high-grade glioma (HGG) were treated with post-operative radiation therapy (RT) and adjuvant temozolomide (T) with and without bevacizumab: 10 mg/kg every 2 weeks IV.

The study did not meet its primary endpoint of demonstrating a significant improvement of EFS (Central Radiology Review Committee (CRRC)-assessed) when bevacizumab was added to the RT/T arm compared with RT/T alone (HR = 1.44; 95% CI: 0.90, 2.30).

15 MICROBIOLOGY

No microbiological information is required for this drug product.

16 NON-CLINICAL TOXICOLOGY

Physeal Development

In studies of up to 26 weeks duration in cynomolgus monkeys, bevacizumab was associated with physeal dysplasia. Physeal dysplasia was characterised primarily by thickened growth plate cartilage, subchondral bony plate formation and inhibition of vascular invasion of the growth plate. This effect occurred at doses ≥ 0.8 times the human therapeutic dose and exposure levels slightly below the expected human clinical exposure, based on average serum concentrations. It should be noted, however, that physeal dysplasia occurred only in actively growing animals with open growth plates.

Wound Healing

In rabbits, the effects of bevacizumab on circular wound healing were studied. Wound re-epithelialisation was delayed in rabbits following five doses of bevacizumab, ranging from 2 - 50 mg/kg, over a 2-week period. A trend toward a dose-dependent relationship was observed. The magnitude of effect on wound healing was similar to that observed with corticosteroid administration. Upon treatment cessation with either 2 or 10 mg/kg bevacizumab, the wounds closed completely. The lower dose of 2 mg/kg was approximately equivalent to the proposed clinical dose. A more sensitive linear wound healing model was also studied in rabbits. Three doses of bevacizumab ranging from 0.5 - 2 mg/kg dose dependently and significantly decreased the tensile strength of the wounds, consistently with delayed wound healing. The low dose of 0.5 mg/kg was 5-fold below the proposed clinical dose.

As effects on wound healing were observed in rabbits at doses below the proposed clinical dose, the capacity for bevacizumab to adversely impact wound healing in human should be considered.

In cynomolgus monkeys, the effects of bevacizumab on the healing of a linear incision were highly variable and no dose-response relationship was evident.

Renal Function

In normal cynomolgus monkeys, bevacizumab had no measurable effect on renal function treated once or twice weekly for up to 26 weeks, and did not accumulate in the kidney of rabbits following two doses up to 100 mg/kg (approximately 80-fold the proposed clinical dose). Investigative toxicity studies in rabbits, using the models of renal dysfunction, showed that

bevacizumab did not exacerbate renal glomerular injury induced by bovine serum albumin or renal tubular damage induced by cisplatin.

Albumin

In male cynomolgus monkeys, bevacizumab administered at doses of 10 mg/kg twice weekly or 50 mg/kg once weekly for 26 weeks was associated with a statistically significant decrease in albumin and albumin to globulin ratio and increase in globulin. These effects were reversible upon cessation of exposure. As the parameters remained within the normal reference range of values for these endpoints, these changes were not considered as clinically significant.

Hypertension

At doses up to 50 mg/kg twice weekly in cynomolgus monkeys, bevacizumab showed no effects on blood pressure.

Hemostasis

Non-clinical toxicology studies of up to 26 weeks duration in cynomolgus monkeys did not find changes in hematology or coagulation parameters including platelet counts, prothrombin and activated partial thromboplastin time. A model of hemostasis in rabbits, used to investigate the effect of bevacizumab on thrombus formation, did not show alteration in the rate of clot formation or any other hematological parameters compared to treatment with bevacizumab vehicle.

Mutagenicity/Carcinogenicity

Studies have not been performed to evaluate the carcinogenic and mutagenic potential of bevacizumab.

Reproductive toxicity

No specific studies in animals have been performed to evaluate the effect of bevacizumab on fertility. No adverse effect on male reproductive organ was observed in repeat dose toxicity studies in cynomolgus monkeys.

Inhibition of ovarian function was characterised by decreases in ovarian and/or uterine weight and the number of corpora lutea, a reduction in endometrial proliferation and an inhibition of follicular maturation in cynomolgus monkeys treated with bevacizumab for 13 or 26 weeks. The doses associated with this effect were ≥ 4 times the human therapeutic dose or ≥ 2 -fold above the expected human exposure based on average serum concentrations in female monkeys. In rabbits, administration of 50 mg/kg of bevacizumab resulted in a significant decrease in ovarian weight and number of corpora lutea. The results in both monkeys and rabbits were reversible upon cessation of treatment. The inhibition of angiogenesis following administration of bevacizumab is likely to result in an adverse effect on female fertility.

16.1 Comparative Non-Clinical Pharmacology and Toxicology

16.1.1 Comparative Non-Clinical Pharmacodynamics

Since AYBINTIO is a biosimilar where the pharmacodynamics and pharmacokinetic properties of bevacizumab have already been described for the reference product, AVASTIN, this section summarizes the extensive comparative studies that were conducted to compare the pharmacology of AYBINTIO to AVASTIN.

In Vitro Studies

An extensive set of *in vitro* non-clinical studies were conducted to evaluate similarity between AYBINTIO, bevacizumab-EU and bevacizumab-US from the perspective of biological properties (e.g. HUVEC anti-proliferation, VEGF-A 165 neutralization, VEGF-A 165 binding, and FcRn binding) with pre-defined similarity range. The additional characteristics of AYBINTIO were analyzed side-by-side assessment using additional binding assays (e.g. VEGF-A 121, VEGF-A 165 by SPR, VEGF-A 189, FcγR1a, FcγR1a, FcγR1b, FcγR1c, FcγR1d, C1q binding, and VEGF-A specificity) and potency assay (e.g. VEGFR phosphorylation inhibition, HUVEC anti-migration and anti-survival, CDC, and ADCC) compared to bevacizumab-EU and bevacizumab-US.

The *in vitro* activities of AYBINTIO, bevacizumab-EU, and bevacizumab-US assessed on biological properties (with potency, binding, additional assays) were similar. An overview of the *in vitro* studies conducted comparing AYBINTIO to bevacizumab-EU is provided in [Table 29](#).

Table 29 Pharmacology Program for AYBINTIO – In Vitro Studies

Type of Study	Results	
Potency assays	HUVEC anti-proliferation	The potency of AYBINTIO on anti-proliferation in HUVEC was similar to that of bevacizumab-EU.
	VEGF neutralization (VEGF-A 165)	The potency of AYBINTIO on VEGF neutralization was similar to that of bevacizumab-EU.
Binding assays	VEGF-A 165 binding (ELISA)	The binding activity of AYBINTIO to VEGF-A 165 measured by ELISA was similar to that of bevacizumab-EU.
	FcRn binding	The binding affinity of AYBINTIO to FcRn was similar to that of bevacizumab-EU.
Additional assays	VEGF-A 165 binding (SPR)	The binding activity of AYBINTIO to VEGF-A 165 measured by SPR was similar to that of bevacizumab-EU.
	VEGF-A 121 binding	The binding activity of AYBINTIO to VEGF-A 121 was similar to that of bevacizumab-EU.
	VEGF-A 189 binding	The binding activity of AYBINTIO to VEGF-A 189 was similar to that of bevacizumab-EU.
	VEGF-A specificity (VEGF-B, C, D, and PlGF-1,2)	The specificity of AYBINTIO to VEGF-A was similar to that of bevacizumab-EU.
	FcγR1a binding	The binding activity of AYBINTIO to FcγR1a was similar to that of bevacizumab-EU.
	FcγR1a binding	The binding activity of AYBINTIO to FcγR1a was similar to that of bevacizumab-EU.
	FcγR1b binding	The binding activity of AYBINTIO to FcγR1b was similar to that of bevacizumab-EU.
	FcγR1c binding	The binding activity of AYBINTIO to FcγR1c was similar to that of bevacizumab-EU.
	FcγR1d binding	The binding activity of AYBINTIO to FcγR1d was similar to that of bevacizumab-EU.
	C1q binding	The binding activity of AYBINTIO to C1q was similar to that of bevacizumab-EU.
	VEGFR phosphorylation inhibition	The inhibition potency of AYBINTIO on VEGFR phosphorylation was similar to that of bevacizumab-EU.

Type of Study	Results	
	HUVEC anti-migration	The anti-migration potency of AYBINTIO was similar to that of bevacizumab-EU.
	HUVEC anti-survival	The anti-survival potency of AYBINTIO was similar to that of bevacizumab-EU.
	ADCC	No ADCC activity was also observed in AYBINTIO as expected in bevacizumab-EU.
	CDC	No CDC activity was also observed in AYBINTIO as expected in bevacizumab-EU.

ADCC = antibody-dependent cellular cytotoxicity; CDC = complement-dependent cytotoxicity; FcRn = binding to neonatal Fc receptor; HUVEC = human umbilical vein endothelial cells; VEGF = vascular endothelial growth factor

16.1.2 Comparative Toxicology

The overview of the toxicology program is shown in [Table 30](#).

Table 30 Overview of the Toxicology Program

Study Type and Duration	Route of Administration	Species	Dose (mg/kg)	Test Article	Dosing Frequency	GLP
4-week repeat-dose toxicity study	Intravenous infusion	Cynomolgus monkey	50	AYBINTIO, bevacizumab-US	Twice a week	Yes

AYBINTIO or bevacizumab-US were well tolerated in male and female cynomolgus monkeys at a dose level of 50 mg/kg with no treatment-related changes. The toxicological profiles for AYBINTIO and bevacizumab-US were similar with respect to body weights, ophthalmoscopic examinations, electrocardiogram, clinical pathology parameters (hematology, blood chemistry, and urinalysis), macro- and microscopic pathology, and organ weights. Minor changes in the femur, spleen, mesenteric lymph node, and adrenal were observed in males and/or females in both AYBINTIO and bevacizumab-US treated groups. Thickening of the epiphyseal cartilage in the femur (i.e., physeal dysplasia) was associated with the exaggerated pharmacological effects of bevacizumab and was consistent with the previously reported pharmacological activity of bevacizumab. No animal in any group died or was euthanized due to the moribundity. For toxicokinetic evaluation, maximum serum concentration (C_{max}) and area under the serum concentration-time curve from zero up to 72 hours (AUC_{0-72h}) were measured and no significant differences between the AYBINTIO and bevacizumab-US treated groups were reported. Overall, the non-clinical toxicity study showed that the toxicity and toxicokinetic profiles of AYBINTIO were comparable to those of bevacizumab-US.

17 SUPPORTING PRODUCT MONOGRAPHS

1. PrAVASTIN® (100 mg and 400 mg vials – 25 mg/mL solution for infusion), Control No. 207259, Product Monograph, Hoffman-La Roche Limited, June 06, 2018.

PATIENT MEDICATION INFORMATION

READ THIS FOR SAFE AND EFFECTIVE USE OF YOUR MEDICINE

PrAYBINTIO®

Bevacizumab for injection

Read this carefully before you start taking **AYBINTIO** and each time you get a refill. This leaflet is a summary and will not tell you everything about this drug. Talk to your healthcare professional about your medical condition and treatment and ask if there is any new information about **AYBINTIO**.

AYBINTIO is a biosimilar biologic drug (biosimilar) to the reference biologic drug PrAVASTIN®. A biosimilar is authorized based on its similarity to a reference biologic drug that was already authorized for sale.

Serious Warnings and Precautions

Eye disorders

AYBINTIO was not developed to be injected in the eye and should be used as authorized. Side effects affecting the eye and the body as a whole were seen in some patients who had AYBINTIO injected in their eye(s).

Gastrointestinal Perforations

AYBINTIO treatment can cause gastrointestinal perforation (hole in the stomach or bowel) which can be fatal. AYBINTIO treatment should be stopped if this happens. Gastrointestinal perforation can happen at any time during treatment: symptoms include abdominal pain, constipation and vomiting.

Wound Healing Complications

AYBINTIO treatment can cause wound dehiscence (wounds opening and not healing), which can be fatal. AYBINTIO treatment should be stopped if this happens and for one month after having surgery or until the wound is fully healed. AYBINTIO should be stopped at least 28 days before elective surgery.

Hemorrhage

Treatment with AYBINTIO can result in serious or fatal bleeding, including coughing up blood, bleeding in the stomach, vomiting of blood, bleeding in the brain, nosebleeds, and vaginal bleeding. These events occurred up to 5 times more often in people who received bevacizumab compared to patients who received only chemotherapy. People who have recently coughed up blood (greater than or equal to a half teaspoon of red blood) or have serious bleeding should not receive AYBINTIO. Treatment with AYBINTIO should be permanently stopped if serious bleeding occurs (i.e. requiring medical attention).

What is AYBINTIO used for?

Metastatic Colorectal Cancer: AYBINTIO is used in combination with a specific type of chemotherapy (intravenous 5-fluorouracil [5-FU]-based chemotherapy) for treatment of people

diagnosed with metastatic colorectal cancer for the first time. Metastatic colorectal cancer is cancer of the colon or rectum that has spread to other organs in the body.

Metastatic Lung Cancer: AYBINTIO is used in combination with a specific type of chemotherapy (carboplatin and paclitaxel) for the treatment of people diagnosed with metastatic non-small cell lung cancer. Metastatic non-small cell lung cancer is cancer of the lungs that has spread to other organs in the body.

Recurrent Platinum-Sensitive Ovarian Cancer: AYBINTIO is used in combination with a specific type of chemotherapy (carboplatin and gemcitabine) for the treatment of people diagnosed with recurrent, platinum-sensitive, epithelial ovarian, fallopian tube, or primary peritoneal cancer that comes back at least 6 months after the last time the patient responded to a chemotherapy regimen containing a platinum agent. Epithelial ovarian cancer is cancer that develops on the surface of the ovary. Fallopian tube cancer is cancer that forms in a woman's fallopian tubes, the small ducts that link a woman's ovaries to her uterus. Primary peritoneal cancer is cancer of the tissue that lines the abdominal wall and covers organs in the abdomen.

Recurrent Platinum-Resistant Ovarian Cancer: AYBINTIO is used in combination with a specific type of chemotherapy (paclitaxel, topotecan, or pegylated liposomal doxorubicin) for the treatment of people diagnosed with recurrent, platinum-resistant, epithelial ovarian, fallopian tube, or primary peritoneal cancer who received no more than two prior chemotherapy regimens. Recurrent platinum-resistant ovarian cancer is the type of cancer that progresses within 6 months after the last time the patient responded to a chemotherapy regimen containing a platinum agent.

Recurrent Glioblastoma: AYBINTIO is used in combination with lomustine (a specific type of chemotherapy) for the treatment of patients with a particular type of brain cancer called glioblastoma in which the cancer reoccurred after a previous treatment.

How does AYBINTIO work?

AYBINTIO is not chemotherapy but is given in combination with a specific type of chemotherapy. AYBINTIO is a monoclonal antibody. While chemotherapy attacks the tumour directly, AYBINTIO attacks the blood vessels that surround the tumour.

In order to grow and spread, tumours need a constant supply of oxygen and other nutrients. Tumours get this supply by creating their own network of blood vessels. This process is called angiogenesis (an'-gee-o-jen'-i-sis). AYBINTIO works by blocking angiogenesis. By preventing the growth of new blood vessels, AYBINTIO helps starve the tumour of oxygen and other nutrients. This makes it hard for the tumour to grow.

What are the ingredients in AYBINTIO?

The medicinal ingredient is called bevacizumab.

The non-medicinal ingredients are (in alphabetical order): Acetic acid, polysorbate 20, sodium acetate trihydrate, trehalose dihydrate, water for injection.

AYBINTIO comes in the following dosage forms:

AYBINTIO is available as single use vials in the presentations listed below:

- 100 mg/4 mL (25 mg/mL)
- 400 mg/16 mL (25 mg/mL)

Do not use AYBINTIO if:

AYBINTIO should not be used by people who are allergic to it or any of its ingredients or to people whose cancer has spread to their central nervous system (to their brain or spine). AYBINTIO should not be taken for at least 28 days following surgery.

To help avoid side effects and ensure proper use, talk to your healthcare professional before you take AYBINTIO. Talk about any health conditions or problems you may have, including if you:

- have high blood pressure;
- plan to have surgery or have had surgery in the last 28 days;
- have ever had a heart attack or stroke;
- are pregnant or plan to become pregnant;
- are breast feeding;
- have any allergies to this drug or its ingredients;
- have any illnesses or diseases affecting your kidneys;
- have heart failure or weakened heart muscles;
- have ever coughed up blood or observed abnormal vaginal bleeding;
- are diabetic.

Other warnings you should know about:

AYBINTIO should not be used during pregnancy as it may cause harm to your unborn baby. Therefore, you should use effective methods of contraception while taking AYBINTIO and for at least 6 months after your last dose of bevacizumab. If you become pregnant during treatment with AYBINTIO, tell your doctor immediately.

AYBINTIO may affect the hormonal balance of women and their ability to get pregnant as a result of ovarian failure. If you are a woman of reproductive potential, talk to your doctor before starting treatment with AYBINTIO.

If you develop headache, vision problems, dizziness, or change in mental status (for example, confusion) contact your doctor immediately.

Tell your healthcare professional about all the medicines you take, including any drugs, vitamins, minerals, natural supplements or alternative medicines.

The following may interact with AYBINTIO:

Drugs that may interact with AYBINTIO include: irinotecan and sunitinib malate. Your doctor may adjust the dose of irinotecan if you have side effects known to be related to it. The safety and effectiveness of AYBINTIO in combination with sunitinib malate has not been established, therefore this combination is not recommended.

Tell your doctor if you are using platinum- or taxane-based therapies for lung. These therapies in combination with AYBINTIO may increase the risk of severe side effects.

The interaction of AYBINTIO in combination with EGFR monoclonal antibodies has not been studied, therefore this combination is not recommended.

How to take AYBINTIO:

AYBINTIO is given intravenously (through a needle placed in a vein in the arm, hand, or through a central line).

Usual dose:

Metastatic Colorectal Cancer

The usual dose of AYBINTIO is based on your weight in kg (5 mg/kg) and it is given once every 14 days for as long as your physician recommends therapy.

Metastatic Lung Cancer

The usual dose of AYBINTIO is based on your weight in kg (15 mg/kg) and on the specific type of chemotherapy given along with the AYBINTIO. AYBINTIO is given once every 3 weeks for as long as your physician recommends therapy.

Ovarian Cancer (Platinum-sensitive recurrent disease)

The usual dose of AYBINTIO is based on your weight in kg (15 mg/kg). AYBINTIO is given once every 3 weeks for as long as your physician recommends therapy.

Ovarian Cancer (Platinum-resistant recurrent disease)

The usual dose of AYBINTIO is based on your weight in kg (10 mg/kg or 15 mg/kg). AYBINTIO is given once every 2 weeks or 3 weeks for as long as your physician recommends therapy. Your doctor will prescribe a dose and schedule of AYBINTIO that is right for you, based on if and what type of chemotherapy you are also receiving.

Recurrent Glioblastoma

The usual dose of AYBINTIO is based on your weight in kg (10 mg/kg). AYBINTIO is given once every 2 weeks in combination with lomustine every 6 weeks for as long as your physician recommends therapy. The dose of lomustine in the first treatment is 90 mg per square metre of your body surface area (mg/m²), up to a maximum dose of 160 mg. It can be increased to 110 mg/m², up to a maximum 200 mg, from the second treatment onwards. The increase dose of lomustine after the first treatment will be determined by your doctor based on your blood work.

The first time AYBINTIO is given, it will take about 90 minutes. Once your doctor has made sure that you have no problems with the AYBINTIO infusions, (i.e. after the first or second infusion), subsequent infusions may require less time, usually about 30 or 60 minutes.

Overdose:

If you think you, or a person you are caring for, have taken too much AYBINTIO, contact a healthcare professional, hospital emergency department, or regional poison control centre immediately, even if there are no symptoms.

In addition to the possible side-effects listed below, an overdose may cause a severe headache.

Missed Dose:

If you miss a dose of AYBINTIO, your doctor will decide when you should receive your next dose.

What are possible side effects from using AYBINTIO?

Like all medications, AYBINTIO can cause some unwanted side effects. The following side effects were seen in clinical trials when AYBINTIO in combination with chemotherapy or AYBINTIO alone was given to patients.

These are not all the possible side effects you may feel when taking AYBINTIO. If you experience any side effects not listed here, contact your healthcare professional.

Very Common (more than 1 in 10 patients):

- High blood pressure
- Diarrhea, vomiting
- Abdominal pain
- Constipation
- Nausea
- Lack of energy or strength
- Loss of appetite
- Pain (including joint pain)
- Bleeding (from the nose or rectum)
- Sores in the mouth
- Shortness of breath
- Runny nose
- Dry, scaling skin or changes in skin colour
- Changes in the sense of taste
- Eye problems (for example: excessive tearing, blurred vision, an experience of discomfort or pain to the eyes due to light exposure)
- A decrease in certain white blood cells in the blood that help fight off infection
- Decrease in the number of red blood cells [anemia]
- Difficulty in sleeping
- Fever, chills or excessive sweating
- Headache
- Abnormal urine test (protein in the urine)
- Tingling sensation or numbness in toes and fingers
- Bronchitis (an inflammation of the main air passages to the lungs)
- Bruising
- Change in moods
- Infections (mouth, throat, sinus, lungs or urine infections)
- Excess of sugar in the blood
- Weight loss
- Widening of the blood vessels
- Low levels of sodium and magnesium in the blood
- Coughing
- Tiredness

Common (less than 1 in 10 patients but more than 1 in 100 patients):

- Pain (including muscle pain, chest pain, heart pain (angina), back pain, and pain in the pelvis and anal regions)
- Stroke/heart attack
- Blood clots
- Perforation of the gut (hole in the stomach or bowel)
- Altered voice such as hoarseness
- Swelling and numbness of the hand and feet
- Urinary (bladder or kidney) infection
- Infections of the skin or deeper layers under the skin
- Fistula (abnormal tube-like connection between internal parts of the body that are not normally connected) such as between the stomach and intestines (gastrointestinal fistula), in patients with metastatic colorectal cancer and recurrent ovarian cancer, and between the vagina and the gut in patients with cervical cancer (unauthorized use)
- Allergic reactions
- Nephrotic syndrome (a type of kidney disorder)

Uncommon (less than 1 in 100 patients but more than 1 in 1000 patients):

- Non-gastrointestinal perforations and fistulae (abnormal holes or tubes in areas of the body other than the gastrointestinal tract)
- Posterior Reversible Encephalopathy Syndrome (PRES) (a syndrome characterized by headache, confusion, seizures and visual loss)

Rare (less than 1 in 1000 patients but more than 1 in 10,000 patients):

- Tracheoesophageal fistula (abnormal tube-like connection between internal parts of the body that are not normally connected) such as between the trachea (or windpipe) and esophagus (tube connecting the mouth to the stomach)
- Severe bacterial infection of the skin and soft tissue (necrotizing fasciitis)
- Bleeding (in the brain)

Frequency unknown:

- Ulcers in the stomach and bowel
- Jaw bone damage resulting from poor blood supply to the jaw bone
- Perforation in the gallbladder (hole in the digestive organ that stores bile)

If your blood pressure increases while you are taking AYBINTIO, it is important to contact your doctor.

Changes in your blood and urine tests done by your doctor may occur while you are receiving AYBINTIO. These changes may include a lower white cell count, and protein in the urine. Your doctor will discuss these results with you.

Elderly patients (65 years or older) have a greater risk of developing the following side effects: blood clots (that may lead to stroke or heart attack), a decrease in certain white blood cells and platelets, protein in the urine, diarrhea and fatigue.

Outside of the authorized use of AYBINTIO for cancer treatment, the following side effects may occur when AYBINTIO is injected directly into the eye (unauthorized use):

- Infection or inflammation of the eye globe, which may lead to permanent blindness
- Redness of the eye, small particles or spots in your vision (floaters), eye pain, which may lead to permanent blindness
- Seeing flashes of light with floaters, progressing to a loss of some of your vision
- Increased eye pressure
- Bleeding in the eye
- Surgery of the eye lens due to cataract
- Other serious side effects affecting other organs, which may be severe and lead to hospitalization, e.g. heart attack, stroke, and high blood pressure

Serious side effects and what to do about them			
Symptom / effect	Talk to your healthcare professional		Stop taking drug and get immediate medical help
	Only if severe	In all cases	
VERY COMMON (more than 1 in 10 patients) High blood pressure • You may not experience any symptoms, but possible symptoms associated with high blood pressure are: headache, blurred vision, fatigue, irregular, fast, hard heartbeats.		✓	
Bleeding from the nose that lasts more than 10-15 minutes and cannot be stopped.			✓
Diarrhea		✓	
Vomiting		✓	
Constipation		✓	
Bleeding from the rectum or stomach • Symptoms include fresh blood in stools and/or dark stools		✓	
Decreased number of white blood cells • Symptoms could include fever, sore throat, infection		✓	
Decreased number of red blood cells in the blood that carry oxygen • Symptoms could include feeling of weakness or fatigue in general or during exercise, poor concentration		✓	
Pain (chest pain, back pain, abdominal pain, muscle pain, joint pain)		✓	
Low blood pressure • You may not experience any symptoms, but possible		✓	

Serious side effects and what to do about them			
Symptom / effect	Talk to your healthcare professional		Stop taking drug and get immediate medical help
	Only if severe	In all cases	
symptoms associated with low blood pressure are: lightheadedness, dizziness, fainting.			
Dilation (widening) of the blood vessels • Symptoms may include low blood pressure, dizziness, flushing		✓	
Bronchitis (an inflammation of the main air passages to the lungs)		✓	
Excess of sugar in the blood • Symptoms may include frequent hunger, frequent thirst, frequent urination		✓	
Infections (mouth, throat, sinus, lungs or urine infections)		✓	
Weakened heart muscle/loss of the heart's pumping ability • Symptoms may include shortness of breath, fatigue, persistent coughing or wheezing, increased heart rate, swelling in the feet or ankles		✓	
Low levels of sodium and magnesium in the blood		✓	
Coughing		✓	
COMMON (less than 1 in 10 patients but more than 1 in 100 patients)			
Perforation of the gut (leakage of the bowel) • Symptoms include: sudden onset of abdominal pain, abdominal tenderness with vomiting, high fever.			✓
Allergic reactions • Symptoms include difficulty in breathing, chest pain, redness or flushing of the skin, rash, shivering, nausea, vomiting		✓	
Blood clots • In the deep veins of the leg, symptoms include: pain, swelling, warm to the touch, and tenderness of the leg. • In the lung, symptoms include: shortness of breath, chest pain, light headedness		✓	

Serious side effects and what to do about them			
Symptom / effect	Talk to your healthcare professional		Stop taking drug and get immediate medical help
	Only if severe	In all cases	
Stroke or heart attack <ul style="list-style-type: none"> Symptoms of stroke include: sudden loss of speech or numbness of part or all of the body, loss of vision or blurred vision, unexplained dizziness and/or sudden falls. Symptoms of a heart attack include: chest pain with spreading to the left arm, jaw and/or back, shortness of breath. 			✓
Pain- in the pelvis and anal regions		✓	
Fistula <ul style="list-style-type: none"> Abnormal tube-like connection between internal organs and skin or other tissues that are not normally connected, including connections between the vagina and the gut in patients with cervical cancer (unauthorized use) 			✓
Nephrotic syndrome (a type of kidney disorder) <ul style="list-style-type: none"> Symptoms include swelling in the face, arms, legs, belly area, foamy appearance of urine and poor appetite. 		✓	
Uncommon (less than 1 in 100 patients but more than 1 in 1000 patients) Non-gastrointestinal perforations and fistulae <ul style="list-style-type: none"> Depending on the organs involved the symptoms could be as follows: leakage of urine, abnormal and bad odor in the genital area, abdominal pain, vomiting, fever, gradually increasing/worsening of shortness of breath (dyspnoea), cough, chest pain, yellowish discoloration of the skin etc. 		✓	✓
Posterior Reversible Encephalopathy Syndrome (PRES) <ul style="list-style-type: none"> Symptoms include headache, confusion, seizures and visual loss. 			✓

If you have a troublesome symptom or side effect that is not listed here or becomes bad enough to interfere with your daily activities, talk to your healthcare professional.

Reporting Side Effects

You can report any suspected side effects associated with the use of health products to Health Canada by:

- Visiting the Web page on Adverse Reaction Reporting (<https://www.canada.ca/en/health-canada/services/drugs-health-products/medeffect-canada.html>) for information on how to report online, by mail or by fax; or
- Calling toll-free at 1-866-234-2345.

NOTE: Contact your health professional if you need information about how to manage your side effects. The Canada Vigilance Program does not provide medical advice.

Storage:

Store vials in a refrigerator at 2°C to 8°C. Do not freeze. Do not shake.

Keep vial in the outer carton in order to protect from light.

Keep out of reach and sight of children.

If you want more information about AYBINTIO:

- Talk to your healthcare professional
- Find the full product monograph that is prepared for healthcare professionals and includes this Patient Medication Information by visiting the Health Canada website: (<https://www.canada.ca/en/health-canada/services/drugs-health-products/drug-products/drug-product-database.html>); the Canadian distributor (Organon Canada Inc.) website www.organon.ca, or by calling 1-844-820-5468.

This leaflet was prepared by Samsung Bioepis Co., Ltd.

Last Revised: January 30, 2023