

PRODUCT MONOGRAPH  
INCLUDING PATIENT MEDICATION INFORMATION

**Pr APO-SUMATRIPTAN**

Sumatriptan Nasal Spray

Nasal Spray, 5 mg and 20 mg sumatriptan (as hemisulphate) Intranasal

USP

5-HT<sub>1</sub> Receptor Agonist

Migraine Therapy

Apotex Inc.  
150 Signet Drive  
Toronto, Ontario  
M9L1T9

Date of Initial Authorization:  
OCT 14, 2009

Date of Revision:  
MAR 20, 2023

Submission Control Number: 269764

## RECENT MAJOR LABEL CHANGES

<a href="#">7 WARNINGS AND PRECAUTIONS, Serotonin toxicity / Serotonin Syndrome</a>	03/2023
---	---------

### TABLE OF CONTENTS

Sections or subsections that are not applicable at the time of authorization are not listed.

RECENT MAJOR LABEL CHANGES .....	2
TABLE OF CONTENTS .....	2
PART I: HEALTH PROFESSIONAL INFORMATION.....	4
<b>1 INDICATIONS.....</b>	<b>4</b>
1.1 Pediatrics .....	4
1.2 Geriatrics .....	4
<b>2 CONTRAINDICATIONS .....</b>	<b>4</b>
<b>4 DOSAGE AND ADMINISTRATION .....</b>	<b>5</b>
4.1 Dosing Considerations .....	5
4.2 Recommended Dose and Dosage Adjustment.....	6
4.4 Administration .....	6
<b>5 OVERDOSAGE.....</b>	<b>7</b>
<b>6 DOSAGE FORMS, STRENGTHS, COMPOSITION AND PACKAGING .....</b>	<b>7</b>
<b>7 WARNINGS AND PRECAUTIONS .....</b>	<b>7</b>
7.1 Special Populations.....	13
7.1.1 Pregnant Women .....	13
7.1.2 Breast-feeding.....	14
7.1.3 Pediatrics.....	14
7.1.4 Geriatrics.....	14
<b>8 ADVERSE REACTIONS .....</b>	<b>14</b>
8.1 Adverse Reaction Overview .....	14
8.2 Clinical Trial Adverse Reactions .....	14
8.4 Abnormal Laboratory Findings: Hematologic, Clinical Chemistry and Other Quantitative Data .....	16
8.5 Post-Market Adverse Reactions.....	16
<b>9 DRUG INTERACTIONS .....</b>	<b>17</b>

9.4	Drug-Drug Interactions .....	17
9.5	Drug-Food Interactions .....	18
9.6	Drug-Herb Interactions .....	18
9.7	Drug-Laboratory Test Interactions .....	18
<b>10</b>	<b>CLINICAL PHARMACOLOGY .....</b>	<b>18</b>
10.1	Mechanism of Action .....	18
10.2	Pharmacodynamics.....	19
10.3	Pharmacokinetics.....	21
<b>11</b>	<b>STORAGE, STABILITY AND DISPOSAL .....</b>	<b>24</b>
<b>12</b>	<b>SPECIAL HANDLING INSTRUCTIONS .....</b>	<b>24</b>
	<b>PART II: SCIENTIFIC INFORMATION .....</b>	<b>25</b>
<b>13</b>	<b>PHARMACEUTICAL INFORMATION .....</b>	<b>25</b>
<b>14</b>	<b>CLINICAL TRIALS .....</b>	<b>26</b>
14.1	Clinical Trials by Indication.....	26
	Migraine.....	26
<b>15</b>	<b>MICROBIOLOGY .....</b>	<b>27</b>
<b>16</b>	<b>NON-CLINICAL TOXICOLOGY.....</b>	<b>27</b>
<b>17</b>	<b>SUPPORTING PRODUCT MONOGRAPHS .....</b>	<b>32</b>
	<b>PATIENT MEDICATION INFORMATION.....</b>	<b>33</b>

## PART I: HEALTH PROFESSIONAL INFORMATION

### 1 INDICATIONS

APO-SUMATRIPTAN (sumatriptan hemisulphate) Nasal Spray is indicated for the acute treatment of migraine attacks with or without aura.

APO-SUMATRIPTAN is not intended for the prophylactic therapy of migraine or for use in the management of hemiplegic, basilar, or ophthalmoplegic migraine (see [2 CONTRAINDICATIONS](#)). Safety and efficacy have not been established for cluster headache, which is present in an older, predominantly male population.

#### 1.1 Pediatrics

**Pediatrics (< 18 years of age):** The safety and efficacy of APO-SUMATRIPTAN Nasal Spray in pediatrics patients have not been established and its use in this age group is not recommended (See [7.1.3 Pediatrics](#)).

#### 1.2 Geriatrics

**Geriatrics (> 65 years of age):** Experience of the use of APO-SUMATRIPTAN Nasal Spray in patients aged over 65 years is limited. Therefore, the use of APO-SUMATRIPTAN Nasal Spray in patients over 65 years is not recommended (See [7.1.4 Geriatrics](#)).

### 2 CONTRAINDICATIONS

APO-SUMATRIPTAN Nasal Spray is contraindicated in:

- Patients with hypersensitivity to sumatriptan or to any of the ingredients of the formulations, or component of the container. For a complete listing, see [6 DOSAGE FORMS, STRENGTHS, COMPOSITION AND PACKAGING](#).
- Patients with history, symptoms, or signs of ischemic cardiac, cerebrovascular, or peripheral vascular syndromes, valvular heart disease or cardiac arrhythmias (especially tachycardias). In addition, patients with other significant underlying cardiovascular diseases (e.g., atherosclerotic disease, congenital heart disease) should not receive APO-SUMATRIPTAN Nasal Spray. Ischemic cardiac syndromes include, but are not limited to, angina pectoris of any type (e.g., stable angina of effort and vasospastic forms of angina such as the Prinzmetal's variant), all forms of myocardial infarction, and silent myocardial ischemia. Cerebrovascular syndromes include, but are not limited to, strokes of any type as well as transient ischemic attacks (TIAs). Peripheral vascular disease includes, but is not limited to, ischemic bowel disease, or Raynaud's syndrome (See [7 WARNINGS AND PRECAUTIONS, Cardiovascular](#)).
- Patients with uncontrolled or severe hypertension because APO-SUMATRIPTAN Nasal Spray may increase blood pressure (See [7 WARNINGS AND PRECAUTIONS, Cardiovascular](#)).

- Concurrent administration of MAO inhibitors or use within 2 weeks of discontinuation of MAO inhibitor therapy is contraindicated ([see 9.4 Drug-Drug Interactions, MAO Inhibitors](#) and [10.3 Pharmacokinetics, Absorption/Metabolism](#)).
- Within 24 hours before or after treatment with other 5-HT<sub>1</sub> receptor agonists, or ergotamine-containing drugs or their derivatives (e.g. dihydroergotamine, methysergide). Ergot-containing drugs have been reported to cause prolonged vasospastic reactions. Because APO-SUMATRIPTAN Nasal Spray may also cause coronary vasospasm, these effects may be additive (see [9.4 Drug-Drug Interactions, Ergot-Containing Drugs; Other 5-HT<sub>1</sub> agonists](#)).
- Patients with severe hepatic impairment (see [7 WARNINGS AND PRECAUTIONS, Hepatic/Biliary/Pancreatic](#) and [4.2 Recommended Dose and Dosage Adjustment, Hepatic Insufficiency](#)).
- Patients with hemiplegic, basilar, or ophthalmoplegic migraine.

## 4 DOSAGE AND ADMINISTRATION

### 4.1 Dosing Considerations

#### Adults

- APO-SUMATRIPTAN Nasal Spray are indicated for the acute treatment of migraine headache with or without aura.
- APO-SUMATRIPTAN Nasal Spray should not be used prophylactically.
- Sumatriptan may be given orally, subcutaneously or as a nasal spray.
- The safety of treating an average of more than four headaches in a 30-day period has not been established.
- The recommended dose of APO-SUMATRIPTAN Nasal Spray should not be exceeded.
- In selecting the appropriate formulation for individual patients, consideration should be given to the patient's preference for formulation and the patient's requirement for rapid onset of relief. Significant relief begins about 10 to 15 minutes following subcutaneous injection, 15 minutes following intranasal administration and 30 minutes following oral administration.
- In addition to relieving the pain of migraine, sumatriptan (all formulations) has also been shown to be effective in relieving associated symptoms of migraine (nausea, vomiting, phonophobia, photophobia).
- Sumatriptan is equally effective when administered at any stage of a migraine attack.
- Long-term (12 to 24 months) clinical studies with maximum recommended doses of sumatriptan indicate that there is no evidence of the development of tachyphylaxis, or medication-induced (rebound) headache.

## 4.2 Recommended Dose and Dosage Adjustment

The minimal effective single adult dose of sumatriptan nasal spray is 5 mg. The maximum recommended single dose is 20 mg. The recommended dose should not be exceeded.

If the migraine headache returns, or if a patient has a partial response to the initial dose, the dose may be repeated after 2 hours. Not more than 40 mg should be taken in any 24-hour period.

As shown in [Table 5](#) (see [14.1 Clinical Trials by Indication, Migraine, Nasal Spray](#)), optimal rates of headache relief were seen with the 20 mg dose. Single doses above 20 mg should not be used due to limited safety data and lack of increased efficacy relative to the 20 mg single dose.

Within the range of 5 mg to 20 mg, an increase in dose was not associated with any significant increase in the incidence or severity of adverse events other than taste disturbance (see [8.2 Clinical Trials Adverse Reactions](#)).

### Geriatrics (> 65 years of age)

No differences have been observed between the pharmacokinetic parameters in healthy elderly volunteers compared with younger volunteers (less than 65 years old).

### Pediatrics (patients under 18 years of age)

The safety and efficacy of APO-SUMATRIPTAN Nasal Spray in pediatrics has not been established and its use in this age group is not recommended (see [7.1.3 Pediatrics](#)).

### Hepatic Insufficiency

- **Adults with Mild to Moderate Hepatic Impairment:**

Intranasal sumatriptan are not recommended in patients with mild or moderate hepatic impairment (Child Pugh grade A or B) (see [7 WARNINGS AND PRECAUTIONS, Hepatic/Biliary/Pancreatic](#)).

### Adults with Severe Hepatic Impairment:

All formulations of sumatriptan are contraindicated in patients with severe hepatic impairment (see [2 CONTRAINDICATIONS](#)).

## 4.4 Administration

The nasal spray should be administered into one nostril **only**. The device is a ready-to-use single-dose unit and must **not be** primed before administration. Patients should be advised to read the patient instruction leaflet regarding the use of the nasal spray device before administration.

## 5 OVERDOSAGE

There have been some reports of overdose with sumatriptan. Patients have received single injections of up to 12 mg subcutaneously without significant adverse effects. Doses up to 16 mg subcutaneously and up to 400 mg orally were not associated with side effects other than those mentioned (see [8 ADVERSE REACTIONS](#)). The highest dose of APO-SUMATRIPTAN Nasal Spray administered without significant adverse effects was 20 mg given three times daily for 4 days.

If overdose with sumatriptan occurs, the patient should be monitored and standard supportive treatment applied as required. Toxicokinetic data are not available.

The effect of hemodialysis or peritoneal dialysis on the serum concentration of sumatriptan is unknown.

For management of a suspected drug overdose, contact your regional poison control centre.

## 6 DOSAGE FORMS, STRENGTHS, COMPOSITION AND PACKAGING

**Table 1 – Dosage Forms, Strengths, and Composition**

Route of Administration	Dosage Form / Strength / Composition	Non-medicinal Ingredients
Intranasal	Nasal Spray 5 mg and 20 mg sumatriptan hemisulphate	Anhydrous dibasic sodium phosphate, monobasic potassium phosphate, purified water, sodium hydroxide and sulphuric acid.

### Availability of Dosage Forms

**APO-SUMATRIPTAN Nasal Spray** 5 mg and 20 mg are each supplied in boxes of 2 nasal spray devices. Each unit dose spray supplies 5 mg and 20 mg, respectively.

## 7 WARNINGS AND PRECAUTIONS

### General

Sumatriptan nasal spray should only be used where a clear diagnosis of migraine has been established.

**Cluster Headache:** There is insufficient information on the efficacy and safety of sumatriptan in the treatment of cluster headache, which is present in an older, predominantly male population. The need for prolonged use and the demand for repeated medication in this

condition renders the dosing information inapplicable for cluster headache.

**Medication Overuse Headache:** Overuse of acute headache treatments has been associated with the exacerbation of headache (medication overuse headache, MOH) in susceptible patients. Withdrawal of the treatment may be necessary.

### **Cardiovascular**

**Risk of Myocardial Ischemia and/or Infarction and Other Adverse Cardiac Events:** Sumatriptan has been associated with transient chest and/or neck pain, pressure, heaviness and tightness which may resemble angina pectoris. In rare cases, the symptoms have been identified as being the likely result of coronary vasospasm or myocardial ischemia. Rare cases of serious coronary events or arrhythmia have occurred following use of sumatriptan. Sumatriptan should not be given to patients who have documented ischemic or vasospastic coronary artery disease (CAD) (see [2 CONTRAINDICATIONS](#)). It is strongly recommended that sumatriptan not be given to patients in whom unrecognized CAD is predicted by the presence of risk factors (e.g., hypertension, hypercholesterolemia, smoking, obesity, diabetes, strong family history of CAD, female who is surgically or physiologically postmenopausal, or male who is over 40 years of age) unless a cardiovascular evaluation provides satisfactory clinical evidence that the patient is reasonably free of coronary artery and ischemic myocardial disease or other significant underlying cardiovascular disease. The sensitivity of cardiac diagnostic procedures to detect cardiovascular disease or predisposition to coronary artery vasospasm is unknown. If, during the cardiovascular evaluation, the patient's medical history or electrocardiographic investigations reveal findings indicative of, or consistent with, coronary artery vasospasm or myocardial ischemia, sumatriptan should not be administered ([2 CONTRAINDICATIONS](#)).

For patients with risk factors predictive of CAD who are considered to have a satisfactory cardiovascular evaluation, the first dose of sumatriptan should be administered in the setting of a physician's office or similar medically staffed and equipped facility. Because cardiac ischemia can occur in the absence of clinical symptoms, consideration should be given to obtaining electrocardiograms in patients with risk factors during the interval immediately following sumatriptan nasal spray administration on the first occasion of use. However, an absence of drug-induced cardiovascular effects on the occasion of the initial dose does not preclude the possibility of such effects occurring with subsequent administrations.

Intermittent long term users of sumatriptan, who have or acquire risk factors predictive of CAD as described above, should receive periodic interval cardiovascular evaluations over the course of treatment.

If symptoms consistent with angina occur after the use of sumatriptan, ECG evaluation should be carried out to look for ischemic changes.

*The systematic approach described above is intended to reduce the likelihood that patients with unrecognized cardiovascular disease will be inadvertently exposed to sumatriptan nasal spray.*



Discomfort in the chest, neck, throat and jaw (including pain, pressure, heaviness, tightness, dyspnea) has been reported after administration of sumatriptan. Because 5-HT<sub>1</sub> agonists may cause coronary vasospasm, patients who experience signs or symptoms suggestive of angina following sumatriptan should be evaluated for the presence of CAD or a predisposition to variant angina before receiving additional doses, and should be monitored electrocardiographically if dosing is resumed and similar symptoms recur. Similarly, patients who experience other symptoms or signs suggestive of decreased arterial flow, such as ischemic bowel syndrome or Raynaud's syndrome, following sumatriptan should be evaluated for atherosclerosis or predisposition to vasospasm ([2 CONTRAINDICATIONS](#) and [8.2 Clinical Trial Adverse Reactions](#)).

**Cardiac Events and Fatalities Associated with 5-HT<sub>1</sub> Agonists:** Sumatriptan can cause coronary artery vasospasm. Serious adverse cardiac events, including acute myocardial infarction, life threatening disturbances of cardiac rhythm, and death have been reported within a few hours following the administration of 5-HT<sub>1</sub> agonists. Considering the extent of use of 5-HT<sub>1</sub> agonists in patients with migraine, the incidence of these events is extremely low. The fact that some of these events have occurred in patients with no prior cardiac disease history and with documented absence of CAD, and the close proximity of the events to sumatriptan use support the conclusion that some of these cases were caused by the drug. In many cases, however, where there has been known underlying coronary artery disease, the relationship is uncertain.

**Premarketing Experience With Sumatriptan:** Among approximately 4,000 patients with migraine who participated in premarketing controlled and uncontrolled clinical trials of sumatriptan nasal spray, one patient experienced an asymptomatic subendocardial infarction possibly subsequent to a coronary vasospastic event.

**Postmarketing Experience With Sumatriptan:** Serious cardiovascular events, some resulting in death, have been reported in association with the use of sumatriptan injection and tablets. The uncontrolled nature of postmarketing surveillance, however, makes it impossible to determine definitively the proportion of the reported cases that were actually caused by sumatriptan or to reliably assess causation in individual cases. On clinical grounds, the longer the latency between the administration of sumatriptan and the onset of the clinical event, the less likely the association is to be causative. Accordingly, interest has focused on events beginning within 1 hour of the administration of sumatriptan.

Cardiac events that have been observed to have onset within 1 hour of sumatriptan administration include: coronary artery vasospasm, transient ischemia, myocardial infarction, ventricular tachycardia and ventricular fibrillation, cardiac arrest, and death.

Some of these events occurred in patients who had no findings of CAD and appear to represent consequences of coronary artery vasospasm. However, among reports from the USA of serious cardiac events occurring within 1 hour of sumatriptan administration, almost all of the patients had risk factors predictive of CAD and the presence of significant underlying CAD was established in most cases ([2 CONTRAINDICATIONS](#)).

**Cerebrovascular Events and Fatalities with 5-HT<sub>1</sub> Agonists:** Cerebral hemorrhage, subarachnoid hemorrhage, stroke, and other cerebrovascular events have been reported in patients treated with oral or subcutaneous sumatriptan, and some have resulted in fatalities. The relationship of sumatriptan to these events is uncertain. In a number of cases, it appears possible that the cerebrovascular events were primary, sumatriptan having been administered in the incorrect belief that the symptoms experienced were a consequence of migraine when they were not. Before treating migraine headaches with sumatriptan in patients not previously diagnosed as migraineurs, and in migraineurs who present with atypical symptoms, care should be taken to exclude other potentially serious neurological conditions. If a patient does not respond to the first dose, the opportunity should be taken to review the diagnosis before a second dose is given. It should also be noted that patients with migraine may be at increased risk of certain cerebrovascular events (e.g., stroke, hemorrhage, TIA).

**Special Cardiovascular Pharmacology Studies:** In subjects (n=10) with suspected coronary artery disease undergoing angiography, a 5-HT<sub>1</sub> agonist at a subcutaneous dose of 1.5 mg produced an 8% increase in aortic blood pressure, an 18% increase in pulmonary artery blood pressure, and an 8% increase in systemic vascular resistance. In addition, mild chest pain or tightness was reported by four subjects. Clinically significant increases in blood pressure were experienced by three of the subjects (two of whom also had chest pain/discomfort). Diagnostic angiogram results revealed that 9 subjects had normal coronary arteries and 1 had insignificant coronary artery disease.

In an additional study with this same drug, migraine patients (n=35) free of cardiovascular disease were subjected to assessments of myocardial perfusion by positron emission tomography while receiving a subcutaneous 1.5 mg dose in the absence of a migraine attack. Reduced coronary vasodilatory reserve (~10%), increase in coronary resistance (~20%), and decrease in hyperemic myocardial blood flow (~10%) were noted. The relevance of these findings to the use of the recommended oral doses of this 5-HT<sub>1</sub> agonist is not known.

Similar studies have not been done with sumatriptan nasal spray. However, owing to the common pharmacodynamic actions of 5-HT<sub>1</sub> agonists, the possibility of cardiovascular effects of the nature described above should be considered for any agent of this pharmacological class.

**Other Vasospasm-Related Events:** 5-HT<sub>1</sub> agonists may cause vasospastic reactions other than coronary artery vasospasm. Extensive post-market experience has shown the use of sumatriptan to be associated with rare occurrences of peripheral vascular ischemia and colonic ischemia with abdominal pain and bloody diarrhea, and in isolated cases there was no previous history or concomitant medications.

**Increase in Blood Pressure:** Significant elevation in blood pressure, including hypertensive crisis, has been reported on rare occasions in patients with and without a history of hypertension. Sumatriptan is contraindicated in patients with uncontrolled or severe hypertension ([2 CONTRAINDICATIONS](#)). In patients with controlled hypertension, sumatriptan

should be administered with caution, as transient increases in blood pressure and peripheral vascular resistance have been observed in a small portion of patients.

### Driving and Operating Machinery

Patients should be cautioned that drowsiness may occur as a result of treatment with Sumatriptan. They should be advised not to perform skilled tasks (e.g. driving or operating machinery) if drowsiness occurs.

### Hepatic/Biliary/Pancreatic

The effect of hepatic impairment on the efficacy and safety of Sumatriptan has not been evaluated; however, the pharmacokinetic profile of sumatriptan (assessed by aminopyrine breath test, >0.2 to 0.4 scaling units) in patients with moderate hepatic impairment (Child Pugh B) shows that these patients, following an oral dose of 50 mg, have much higher plasma sumatriptan concentrations than healthy subjects ([Table 2](#)). A similar increase would be expected following intranasal administration. Therefore, oral and intranasal doses of sumatriptan are not recommended in patients with mild or moderate hepatic impairment (Child Pugh A or B) (see [4.2 Recommended Dose and Dosage Adjustment, Hepatic Insufficiency](#)).

**Table 2 - Pharmacokinetic Parameters After Oral Administration of Sumatriptan 50 mg to Healthy Volunteers and Moderately Hepatically Impaired Patients**

Parameter	Mean Ratio (hepatic impaired/healthy) n=8	90% CI	p-value
AUC <sub>∞</sub>	181%	130 to 252%	0.009*
C <sub>max</sub>	176%	129 to 240%	0.007*

\*Statistically significant

The pharmacokinetic parameters of 6 mg subcutaneous sumatriptan do not differ statistically between normal volunteers and moderately hepatically impaired subjects (Child Pugh B). All formulations of sumatriptan are contraindicated in patients with severe hepatic impairment (see [2 CONTRAINDICATIONS](#) and [4.2 Recommended Dose and Dosage Adjustment, Hepatic Insufficiency](#)).

### Immune

Rare hypersensitivity (anaphylaxis/anaphylactoid) reactions may occur in patients receiving 5-HT<sub>1</sub> agonists such as sumatriptan. Such reactions can be life threatening or fatal. In general, hypersensitivity reactions to drugs are more likely to occur in individuals with a history of sensitivity to multiple allergens (see [2 CONTRAINDICATIONS](#)). Owing to the possibility of cross-reactive hypersensitivity reactions, sumatriptan should not be used in patients having a history of hypersensitivity to chemically related 5-HT<sub>1</sub> receptor agonists. There have been reports of

patients with known hypersensitivity to sulphonamides exhibiting an allergic reaction following administration of sumatriptan. Reactions ranged from cutaneous hypersensitivity to anaphylaxis.

### **Monitoring and Laboratory Tests**

No specific laboratory tests are recommended for monitoring patients prior to and/or after treatment with sumatriptan.

### **Neurologic**

Care should be taken to exclude other potentially serious neurologic conditions before treating headache in patients not previously diagnosed with migraine headache or who experience a headache that is atypical for them. There have been rare reports where patients received 5-HT<sub>1</sub> agonists for severe headaches that were subsequently shown to have been secondary to an evolving neurologic lesion. For newly diagnosed patients or patients presenting with atypical symptoms, the diagnosis of migraine should be reconsidered if no response is seen after the first dose of sumatriptan.

**Seizures:** Caution should be observed if sumatriptan is to be used in patients with a history of seizures or other risk factors, such as structural brain lesions, which lower the convulsion threshold. There have also been rare post-market reports of seizures following administration of sumatriptan in patients without risk factors or previous history of seizures. (See [8.5 Post Market Adverse Reactions, Nervous System Disorders](#)).

**Serotonin toxicity / Serotonin Syndrome:** Serotonin toxicity, also known as serotonin syndrome, is a potentially life-threatening condition and has been reported during use of triptans.

Serotonin toxicity is characterised by neuromuscular excitation, autonomic stimulation (e.g. tachycardia, flushing) and altered mental state (e.g. anxiety, agitation, hypomania). In accordance with the Hunter Criteria, serotonin toxicity diagnosis is likely when, in the presence of at least one serotonergic agent, one of the following is observed:

- Spontaneous clonus
- Inducible clonus or ocular clonus with agitation or diaphoresis
- Tremor and hyperreflexia
- Hypertonia and body temperature >38°C and ocular clonus or inducible clonus

If concomitant treatment with sumatriptan and other serotonergic agents is clinically warranted, careful observation of the patient is advised, particularly during treatment initiation and dose increases (see [9.4 Drug-Drug Interactions, Selective Serotonin Reuptake Inhibitors \(SSRIs\)/Serotonin Norepinephrine Reuptake inhibitors \(SNRIs\)](#)). If serotonin toxicity is suspected, discontinuation of the serotonergic agents should be considered.

### **Ophthalmologic**

**Binding to Melanin Containing Tissues:** In rats treated with a single subcutaneous dose (0.5 mg/kg) or oral dose (2 mg/kg) of radiolabelled sumatriptan, the elimination half-life of radioactivity from the eye was 15 and 23 days, respectively, suggesting that sumatriptan and/or its metabolites bind to the melanin of the eye. Because there could be an accumulation in melanin-rich tissues over time, this raises the possibility that sumatriptan could cause toxicity in these tissues after extended use. However, no effects on the retina related to treatment with sumatriptan were noted in any of the oral or subcutaneous toxicity studies. Although no systematic monitoring of ophthalmologic function was undertaken in clinical trials, and no specific recommendations for ophthalmologic monitoring are offered, prescribers should be aware of the possibility of long term ophthalmologic effects.

## **Renal**

The effects of renal impairment on the efficacy and safety of sumatriptan have not been evaluated. Therefore, sumatriptan are not recommended in this patient population.

## **7.1 Special Populations**

### **7.1.1 Pregnant Women**

Reproduction studies, performed in rats, have not revealed any evidence of impaired fertility, teratogenicity, or postnatal development due to sumatriptan. Reproduction studies, performed in rabbits by the oral route, have shown increased incidence of variations in cervico-thoracic blood vessel configuration in the fetuses. These effects were only seen at the highest dose tested, which affected weight gain in the dams, and at which blood levels were in excess of 50 times those seen in humans after therapeutic doses. A direct association with sumatriptan treatment is considered unlikely but cannot be excluded.

Post-marketing data from multiple prospective pregnancy registries have documented the pregnancy outcomes in approximately 1,100 women exposed to sumatriptan. At this time, there is insufficient information to draw conclusions. Therefore, use of sumatriptan is not recommended in pregnancy and it should be used only if the potential benefit to the mother justifies the potential risk to the fetus.

In a rat fertility study, oral doses of sumatriptan resulting in plasma levels approximately 150 times those seen in humans after a 6 mg subcutaneous dose and approximately 200 times those seen in humans after a 100 mg oral dose were associated with a reduction in the success of insemination. This effect did not occur during a subcutaneous study, where maximum plasma levels achieved approximately 100 times those in humans by the subcutaneous route and approximately 150 times those in humans by the oral route.

### 7.1.2 Breast-feeding

Sumatriptan is excreted in human breast milk. Therefore, caution is advised when administering sumatriptan to nursing women. Infant exposure can be minimized by avoiding breast-feeding for 24 hours after treatment.

### 7.1.3 Pediatrics

**Pediatrics (Patients under 18 years of age):** The safety and efficacy of sumatriptan in children has not been established and its use in this age group is not recommended.

### 7.1.4 Geriatrics

**Geriatrics (>65 years of age):** Experience of the use of sumatriptan in patients aged over 65 years is limited. Therefore, the use of sumatriptan in patients over 65 years is not recommended.

## 8 ADVERSE REACTIONS

### 8.1 Adverse Reaction Overview

**Serious cardiac events, including some that have been fatal, have occurred following the use of 5-HT<sub>1</sub> agonists. These events are extremely rare and most have been reported in patients with risk factors predictive of CAD. Events reported have included coronary artery vasospasm, transient myocardial ischemia, myocardial infarction, ventricular tachycardia, and ventricular fibrillation (see [2 CONTRAINDICATIONS](#) and [7 WARNINGS AND PRECAUTIONS, Cardiovascular](#)).**

### 8.2 Clinical Trial Adverse Reactions

Clinical trials are conducted under very specific conditions. The adverse reaction rates observed in the clinical trials; therefore, may not reflect the rates observed in practice and should not be compared to the rates in the clinical trials of another drug. Adverse reaction information from clinical trials may be useful in identifying and approximating rates of adverse drug reactions in real-world use.

#### Experience in Controlled Clinical Trials with Sumatriptan

**Typical 5-HT<sub>1</sub> Agonist Adverse Reactions:** As with other 5-HT<sub>1</sub> agonists, sumatriptan has been associated with sensations of heaviness, pressure, tightness or pain, which may be intense. These may occur in any part of the body including the chest, throat, neck, jaw and upper limb.

**Acute Safety:** In placebo-controlled migraine trials, 3,141 patients received at least one dose of intranasal sumatriptan. The following table ([Table 3](#)) list adverse events occurring in the trial at

an incidence of 1% or more in the sumatriptan nasal spray dose group and that occurred at a higher incidence than in the placebo group.

**Table 3: Treatment-Emergent Adverse Events in Intranasal Placebo-Controlled Clinical Trials Reported by at Least 1% of Patients with Migraine**

	Placebo	Sumatriptan Nasal Spray 5 mg	Sumatriptan Nasal Spray 10 mg	Sumatriptan Nasal Spray 20 mg**
<b>Number of Patients</b>	741	496	1007	1638
<b>Number of Migraine Attacks Treated</b>	1047	933	1434	2070
<b>Symptoms of Potentially Cardiac Origin</b>				
Chest Sensations*	0.3%	1.0%	0.7%	0.6%
Neck/Throat/Jaw Sensations*	1.2%	0.6%	1.6%	2.3%
<b>Neurological</b>				
Head/Face Sensations*	0.8%	1.4%	2.4%	2.4%
Dizziness	1.2%	1.6%	1.5%	1.2%
Headache	0.7%	1.4%	0.9%	0.8%
Migraine	2.6%	3.2%	2.4%	1.8%
<b>Gastrointestinal</b>				
Nausea	10.4%	14.3%	9.6%	8.3%
Vomiting	7.6%	11.1%	9.6%	6.8%
<b>Ear, Nose &amp; Throat</b>				
Sensitivity to Noise	3.1%	4.4%	2.5%	1.5%
Nasal Signs & Symptoms	1.3%	3.0%	1.6%	1.8%
Infections	0.9%	1.8%	1.3%	0.5%
Upper Respiratory Inflammation	0.5%	1.0%	0.6%	0.7%
Throat & Tonsil Symptoms	0.8%	0.2%	1.0%	0.7%
<b>Non-Site Specific</b>				
Sensations* (body region unspecified)	1.8%	2.4%	2.7%	2.4%
Malaise/Fatigue	1.3%	1.8%	1.3%	0.8%
Descriptions of odour or taste	1.8%	15.3%	20.2%	20.8%

\*The term "sensations" encompasses adverse events described as pain & discomfort, pressure, heaviness, constriction, tightness, heat/burning or cold sensation, paresthesia, hypoesthesia, numbness, flushing and strange sensations.

\*\* Includes patients receiving up to 3 doses of 20 mg

Sumatriptan nasal spray is generally well tolerated. Most of the events were transient in nature and resolved within 2 hours of intranasal administration.

Of the 3630 patients treated with sumatriptan nasal spray in clinical trials, there was one report of a coronary vasospasm related to sumatriptan administration.

Dyspnea has commonly been observed following sumatriptan treatment.

#### **8.4 Abnormal Laboratory Findings: Hematologic, Clinical Chemistry and Other Quantitative Data**

Minor disturbances of liver function tests have occasionally been observed with sumatriptan treatment. There is no evidence that clinically significant abnormalities occurred more frequently with sumatriptan than with placebo.

#### **8.5 Post-Market Adverse Reactions**

The following section enumerates potentially important adverse events that have occurred in clinical practice and that have been reported spontaneously to various surveillance systems. The events enumerated represent reports arising from both domestic and nondomestic use of sumatriptan. These events do not include those already listed in the previous subsections of the [8 ADVERSE REACTIONS](#) section. Because the reports cite events reported spontaneously from worldwide post-marketing experience, the frequency of such events and the role of sumatriptan in their causation cannot be reliably determined.

##### **Cardiac Disorders**

Bradycardia, tachycardia, palpitations, cardiac arrhythmias, transient ischaemic ECG changes, coronary artery vasospasm, angina, myocardial infarction (see [2 CONTRAINDICATIONS](#), and [7 WARNINGS AND PRECAUTIONS, Cardiovascular](#)).

##### **Ophthalmologic Disorders**

Patients treated with sumatriptan rarely exhibit visual disorders like flickering and diplopia. Additionally, cases of reduced vision have been observed. Very rarely, both transient and permanent loss of vision have occurred. These occurrences have included reports of retinal vascular occlusion, ocular venous thrombosis, vasospasm of the eye and ischemic optic neuropathy. Visual disorders may also occur during a migraine attack itself.

##### **Gastrointestinal Disorders**

Colonic ischemia (see [7 WARNINGS AND PRECAUTIONS, Cardiovascular, Other Vasospasm-Related Events](#)).

##### **Immune System Disorders**

Hypersensitivity reactions ranging from cutaneous hypersensitivity to anaphylaxis (see [7 WARNINGS AND PRECAUTIONS, Immune](#)).

##### **Nervous System Disorders**

Seizures, although some have occurred in patients with either a history of seizures or concurrent conditions predisposing to seizures there are also reports in patients where no such predisposing factors are apparent (see [7 WARNINGS AND PRECAUTIONS, Neurologic](#)).

There have been very rare reports of dystonia and related extrapyramidal disorders, such as choreoathetoid movement, akathisia, parkinsonism and akinesia following both subcutaneous



and oral treatments of sumatriptan. Patients with previous history of drug related dystonia and patients taking medications recognised to be associated with movement disorders such as SSRIs, may be at higher risk.

Nystagmus, scotoma.

### **Vascular Disorders**

Hypotension, Raynaud's phenomenon, peripheral vascular ischemia (see [2 CONTRAINDICATIONS](#) and [7 WARNINGS AND PRECAUTIONS, Cardiovascular; Increase in Blood Pressure](#); and [Other Vasospasm Related Events](#)).

## **9 DRUG INTERACTIONS**

### **9.4 Drug-Drug Interactions**

Single - dose pharmacokinetic drug interaction studies have not shown evidence of interactions with propranolol, flunarizine, pizotifen or alcohol. Multiple - dose interaction studies have not been performed. The pharmacokinetics of sumatriptan nasal spray were unaltered when preceded by a single clinical dose of the nasal decongestant xylometazoline.

### **Ergot-Containing Drugs**

Ergot-containing drugs have been reported to cause prolonged vasospastic reactions. Because there is a theoretical basis for these effects being additive, ergot-containing or ergot-type medications (like dihydroergotamine or methysergide) are contraindicated within 24 hours of sumatriptan administration (see [2 CONTRAINDICATIONS](#)).

### **MAO Inhibitors**

In studies conducted in a limited number of patients, MAO inhibitors reduce sumatriptan clearance, significantly increasing systemic exposure. Therefore, the use of sumatriptan in patients receiving MAO inhibitors is contraindicated (see [2 CONTRAINDICATIONS](#) and [10.3 Pharmacokinetics](#)).

### **Selective Serotonin Reuptake Inhibitors (SSRIs)/Serotonin Norepinephrine Reuptake Inhibitors (SNRIs)**

Cases of life-threatening serotonin syndrome have been reported during combined use of selective serotonin reuptake inhibitors (SSRIs) or serotonin norepinephrine reuptake inhibitors (SNRIs) and triptans (see [7 WARNINGS AND PRECAUTIONS, Serotonin Toxicity/Serotonin Syndrome](#)).

### **Other 5-HT<sub>1</sub> agonists**

The administration of sumatriptan with other 5-HT<sub>1</sub> agonists has not been evaluated in migraine patients. As an increased risk of coronary vasospasm is a theoretical possibility with coadministration of 5-HT<sub>1</sub> agonists, use of these drugs within 24 hours of each other is contraindicated.

## 9.5 Drug-Food Interactions

Interactions with food have not been established.

## 9.6 Drug-Herb Interactions

Interactions with herbal products have not been established.

## 9.7 Drug-Laboratory Test Interactions

Sumatriptan is not known to interfere with commonly employed clinical laboratory tests.

# 10 CLINICAL PHARMACOLOGY

## 10.1 Mechanism of Action

Sumatriptan have been shown to be effective in relieving migraine headache. Sumatriptan is an agonist for a vascular 5-hydroxytryptamine<sub>1D</sub> (5-HT<sub>1D</sub>) receptor subtype (a member of the 5-HT<sub>1</sub> family), and has only weak affinity for 5-HT<sub>1A</sub> receptors and no significant activity (as measured using standard radioligand binding assays) or pharmacological activity at 5-HT<sub>2</sub>, 5-HT<sub>3</sub>, 5-HT<sub>4</sub>, 5-HT<sub>5A</sub>, or 5-HT<sub>7</sub> receptor subtypes, or at alpha<sub>1</sub>-, alpha<sub>2</sub>-, or beta-adrenergic; dopamine<sub>1</sub> or dopamine<sub>2</sub>; muscarinic; or benzodiazepine receptors.

The therapeutic activity of sumatriptan in migraine is generally attributed to its agonist activity at 5-HT<sub>1B</sub>/5-HT<sub>1D</sub> receptors. Two current theories have been proposed to explain the efficacy of 5-HT<sub>1</sub> receptor agonists in migraine. One theory suggests that activation of 5-HT<sub>1</sub> receptors located on intracranial blood vessels, including those on the arteriovenous anastomoses, leads to vasoconstriction, which is believed to be correlated with the relief of migraine headache. The other hypothesis suggests that activation of 5-HT<sub>1</sub> receptors on perivascular fibres of the trigeminal system results in the inhibition of pro-inflammatory neuropeptide release. These theories are not mutually exclusive.

Experimental data from animal studies show that sumatriptan also activates 5-HT<sub>1</sub> receptors on peripheral terminals of the trigeminal nerve, which innervates cranial blood vessels. This causes the inhibition of neuropeptide release. It is thought that such an action may contribute to the anti-migraine action of sumatriptan in humans.

### Cardiovascular Effects

*In vitro* studies in human isolated epicardial coronary arteries suggest that the predominant contractile effect of 5-HT is mediated via 5-HT<sub>2</sub> receptors. However, 5-HT<sub>1</sub> receptors also contribute to some degree to the contractile effect seen. Transient increases in systolic and diastolic blood pressure (up to 20 mmHg) of rapid onset (within minutes), have occurred after intravenous administration of up to 64 mcg/kg (3.2 mg for 50 kg subject) to healthy volunteers.

These changes were not dose related and returned to normal within 10 to 15 minutes. Following oral administration of 200 mg or intranasal administration of 40 mg, however, mean peak increases in blood pressure were smaller and of slower onset than after intravenous or subcutaneous administration.

## 10.2 Pharmacodynamics

Significant relief begins about 10 to 15 minutes following subcutaneous injection, 15 minutes following intranasal administration and 30 minutes following oral administration.

### Human Pharmacodynamics

Administration of subcutaneous sumatriptan 6 mg twice daily for 5 days to healthy subjects caused slight increases in mean systolic and diastolic blood pressures (6 to 8 mmHg) while heart rate decreased slightly (1 to 7 bpm).

Vasopressor effects were also evident following oral administration, with mean peak increases being somewhat smaller and of slower onset than after parenteral administration. A single oral dose of 200 mg sumatriptan caused significant increases in both systolic and diastolic blood pressures (16 mmHg and 5 mmHg, respectively); however, further dosing (200 mg three times daily for a further 7 days) did not cause any additional vasopressor effects.

In hypertensive patients with common or classical migraine, small, transient increases in both systolic and diastolic blood pressure (maximum mean increase: 6/6 mmHg) occurred shortly after subcutaneous doses of 6 mg, but resolved within 60 minutes. A dose-related increase of 14 mmHg in systolic blood pressure was found in elderly patients given 200 mg oral sumatriptan.

Sumatriptan had no effect on cardiac function in migraine patients when given as a 64 mcg/kg intravenous infusion. Exercise tests were performed after each infusion showing that sumatriptan had no effect on left ventricular ejection fraction either at rest or after exercise, and no differences were noted between placebo and sumatriptan.

### Animal Pharmacodynamics

The action of sumatriptan has been studied in a range of isolated preparations *in vitro*, all known to contain different 5-HT receptor subtypes.

In Beagle dog isolated saphenous vein known to contain 5-HT<sub>1</sub> receptors, sumatriptan had a mean EC<sub>50</sub> (molar concentration required to produce 50% of the maximum response) of 302 nM, while 5-HT had an EC<sub>50</sub> of 44nM.

In cat isolated saphenous vein, sumatriptan (concentrations of up to 10 mcM) had no activity on 5-HT<sub>1</sub> receptors, suggesting that sumatriptan is a highly selective agonist at some, but not all, 5-HT<sub>1</sub> receptors. The contrasting action of sumatriptan at these receptor sites in the Beagle

dog and cat isolated saphenous veins provides evidence that 5-HT<sub>1</sub> receptors are heterogeneous.

Sumatriptan displayed virtually no activity at 5-HT<sub>2</sub> receptors mediating contraction of the rabbit isolated aorta (concentrations up to 50 mcM) and at 5-HT<sub>3</sub> receptors mediating depolarization of the rat isolated vagus nerve (concentrations up to 100 mcM).

The selectivity of sumatriptan was further confirmed by studies in dog isolated saphenous vein, and in dog and primate isolated basilar artery. In these assays sumatriptan was resistant to the selective 5-HT<sub>2</sub> and 5-HT<sub>3</sub> receptor antagonists, ketanserin and MDL72222, respectively. Radioligand binding studies provide yet additional support for the high degree of specificity of sumatriptan. Sumatriptan was shown to have a high affinity for some 5-HT<sub>1</sub> binding sites, notably the 5-HT<sub>1D</sub> subtype, and no significant affinity for other neurotransmitter binding sites such as, 5-HT<sub>1A</sub>, 5-HT<sub>1C</sub>, 5-HT<sub>2</sub>, 5-HT<sub>3</sub>, alpha<sub>1</sub>, alpha<sub>2</sub>, beta<sub>1</sub>, dopamine D<sub>1</sub> and D<sub>2</sub>, muscarinic and benzodiazepine receptors. In the human isolated basilar artery, methiothepin specifically and equally antagonised the contractile effects of both 5-HT and sumatriptan, suggesting that sumatriptan and 5-HT contract this artery by activating the same receptor type. This receptor appears to be identical to the 5-HT<sub>1</sub> receptor which mediates contraction of the dog isolated saphenous vein and cerebral blood vessels in both the dog and primate.

Sumatriptan selectively reduced the extravasation of plasma proteins in the duramater of rats and guinea pigs, in response to trigeminal nerve stimulation.

Although an inhibitory effect on neurotransmitter release from trigeminal nerve endings is implicated, the action of sumatriptan would still predominantly involve a direct vasoconstrictive action on dural blood vessels, which could be expected to inhibit extravasation. In fact, such a vasoconstrictive action during a migraine attack could also increase the threshold for activating perivascular nerve afferents by reducing pressure on edematous pain-sensitive vessels within the cranium.

The major metabolite of sumatriptan in humans and other animal species, GR49336, has no pharmacological activity at 5-HT<sub>1</sub> receptors or other vascular 5-HT receptor subtypes. Sumatriptan (1 to 1000 mcg/kg, iv) produced a selective long-lasting and dose-dependent decrease in carotid arterial blood flow, *in vivo* (anaesthetised Beagles), with little or no change in arterial blood pressure. The dose of sumatriptan producing 50% of its maximum vasoconstrictor action was 39 ± 8 mcg/kg, iv. Maximal vasoconstrictor responses were achieved with intravenous doses between 300 to 1000 mcg/kg.

The vasoconstrictor action of sumatriptan in the carotid arterial circulation of anaesthetised Beagles is mediated by the activation of 5-HT<sub>1</sub> receptors since it was antagonised by methiothepin, a selective 5-HT<sub>1</sub> receptor blocker.

Sumatriptan (30 to 1000 mcg/kg, iv) produced a dose-dependent reduction in the proportion of cardiac output passing through arteriovenous anastomoses (AVAs) in anaesthetised cats.

At doses up to 1000 mcg/kg iv, sumatriptan had little effect upon vascular resistance in a variety of other vascular beds. In contrast, the administration of ergotamine (30 mcg/kg) caused marked increases in vasoconstriction in most vascular beds examined.

Sumatriptan did not modify efferent vagal activity by either a central action or by interference with cholinergic neurotransmission from vagal nerve endings in the myocardium of anaesthetised cats.

It had no antinociceptive effects in rodents, and is, therefore, unlikely that its effectiveness in alleviating migraine headache is due to a generalized analgesic action.

In conscious monkeys, at cumulative doses of up to 1000 mcg/kg, there were no significant effects on arterial blood pressure, heart rate, ECG or respiratory rate that could be attributed to the intravenous administration of sumatriptan.

Sumatriptan up to 1 mg/kg had little or no effect upon either pulmonary artery or esophageal pressure in Beagle dogs. There was also little or no effect upon total peripheral resistance, and only a slight increase in cardiac output and stroke volume.

In the rat, sumatriptan (1 and 10 mg/kg, ip) caused a dose-related increase in the rate of gastric emptying, the magnitude of this effect being comparable with that obtained with metoclopramide at doses of 5 to 20 mg/kg, ip.

### 10.3 Pharmacokinetics

Pharmacokinetic parameters following subcutaneous, oral or intranasal administration are shown in [Table 4](#).

Inter-patient and intra-patient variability was noted in most pharmacokinetic parameters assessed.

**Table 4: Summary of Pharmacokinetic Parameters**

Parameter	Subcutaneous	Oral	Intranasal
Bioavailability	96%	14%	16%
C <sub>max</sub> (ng/mL)	6 mg: 72 ng/mL	100 mg: 50-60 ng/mL 25 mg: 18 ng/mL	5 mg: 4.7 ng/mL 10 mg: 8.5 ng/mL 20 mg: 14.4 ng/mL
T <sub>max</sub>	6 mg: 15 min	100 mg: 0.5-5 hr*	1-1.5 hr
T <sub>½</sub>	2hr (1.7-2.3 hr)	2 hr (1.9-2.2 hr)	2 hr (1.3-5.4 hr)
Protein Binding	14-21%		
Volume of Distribution	170 L		

Parameter	Subcutaneous	Oral	Intranasal
Total Plasma Clearance	1160 mL/min		
Renal Plasma Clearance	260 mL/min		

\* 70% to 80% of C<sub>max</sub> values were attained within 30 to 45 minutes of dosing.

### Absorption/Metabolism

Sumatriptan is rapidly absorbed after oral, subcutaneous and intranasal administration. The low oral and intranasal bioavailability is primarily due to metabolism (hepatic and pre-systemic) and partly due to incomplete absorption. The oral absorption of sumatriptan is not significantly affected either during migraine attacks or by food.

*In vitro* studies with human microsomes suggest that sumatriptan is metabolized by monoamine oxidase (MAO), predominantly the A isoenzyme. In studies conducted in a limited number of patients, MAO inhibitors reduce sumatriptan clearance, significantly increasing systemic exposure.

### Excretion

Non-renal clearance of sumatriptan accounts for about 80% of the total clearance. The major metabolite, the indole acetic acid analogue of sumatriptan, is mainly excreted in the urine where it is present as a free acid (35%) and the glucuronide conjugate (11%). It has no known 5-HT<sub>1</sub> or 5-HT<sub>2</sub> activity. Minor metabolites have not been identified.

### Special Populations and Conditions

**Geriatrics:** No differences have been observed between the pharmacokinetic parameters in healthy elderly volunteers and those in younger volunteers (less than 65 years old).

### Animal Pharmacokinetics

Absorption of radiolabelled drug-related material following single-dose oral administration of sumatriptan was both rapid and extensive in mice, rats, rabbits and dogs. Oral bioavailabilities of 37% in rat (5 mg/kg), 23% in rabbit (5 mg/kg) and 58% in dog (1 mg/kg) indicate that first-pass metabolism is moderate to high in these species. In dogs, this was supported by low metabolic clearance relative to hepatic blood flow. Following intravenous administration, the parent compound was rapidly eliminated from the plasma of mice, rats and rabbits ( $t_{1/2} \leq 1.2$  h) and less rapidly in dogs ( $t_{1/2} = 2.1$  h). Active tubular secretion of sumatriptan occurred in the kidneys of rats and rabbits but not in the dog, where clearance was primarily metabolic.

The repeat-dose pharmacokinetics of sumatriptan in the mouse, rat, rabbit and dog were generally consistent with the single-dose data. Plasma levels attained in these species showed that sumatriptan concentrations were linearly-related to oral doses up to 160 mg/kg in mice, 200 mg/kg in rats (subcutaneous doses up to 25 mg/kg), 400 mg/kg in rabbits and 100 mg/kg in dogs (subcutaneous doses up to 24 mg/kg).

Following intranasal administration to the rat or dog, plasma concentrations of sumatriptan peaked at approximately 30 minutes; in the monkey it peaked at 15 minutes. A second peak was observed in some animals at 90 to 120 minutes, suggesting absorption of a swallowed portion of the dose.

The maximum concentrations of sumatriptan detected in plasma following oral or subcutaneous administration to dogs were 35- and 75-fold higher, respectively, than were measured in human plasma following standard therapeutic doses.

There was no evidence of accumulation or enzyme inhibition/induction in any of the species studied.

Radioactive drug-related material was widely distributed throughout the body following both oral and intravenous administration of radiolabelled sumatriptan. Transfer into the central nervous system was limited.

Drug-related material was cleared rapidly from all tissues with the exception of the eye in which it appeared to be bound to the melanin in the uveal tract.

The binding of sumatriptan to plasma proteins over the concentration range 10 to 1000 ng/mL was low, 21% or less, in all species studied. Erythrocyte-associated <sup>14</sup>C-GR43175 was reversibly bound.

Placental transfer studies in rat and rabbit showed that in both species the fetuses were exposed to low levels of drug-related material. Sumatriptan and drug-related material were secreted into the milk of lactating rats and were present at higher concentrations than those seen in maternal plasma.

Following oral administration to the rabbit and dog, and intravenous administration to the dog, and intranasal administration to the rat and dog, the indole acetic acid derivative GR49336 was the major metabolite formed.

This metabolite was also a major component in the urine of rats after both oral and intravenous and intranasal administration and in rabbits after intravenous administration, indicating that oxidative deamination is the major metabolic pathway in all animal species studied.

Metabolism of the methylaminosulphonylmethyl side chain resulting in the formation of an N-demethylated derivative of sumatriptan was apparent in the urine of the mouse, rat, and rabbit but not in the dog.

The major route of excretion was via the urine in the mouse, rabbit and dog following oral and intravenous administration and in the rat following intravenous dosing only.

Following oral administration to rats, the major route of excretion of drug-related material was via the feces.

## **11 STORAGE, STABILITY AND DISPOSAL**

APO-SUMATRIPTAN Nasal Spray should be stored between 15°C to 30°C and protected from light.

## **12 SPECIAL HANDLING INSTRUCTIONS**

There are no special handling instructions.



## PART II: SCIENTIFIC INFORMATION

### 13 PHARMACEUTICAL INFORMATION

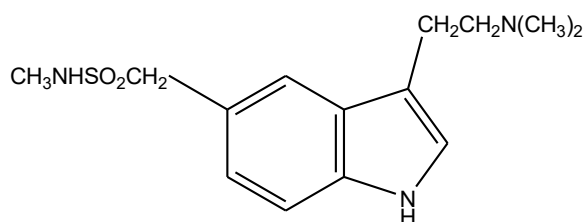
#### Drug Substance

Proper name: sumatriptan hemisulphate

Chemical name: 3-[2-(dimethylamino)ethyl]-N-methyl-1H-indole-5-methanesulphonamide

Molecular formula and Molecular mass:  $C_{14}H_{21}N_3O_2S$  295.4 g/mol

Structural formula:



Physicochemical properties:

Physical Characteristics: White to pale yellow powder with a melting point between 174°C and 178°C.

pH: 5.9 (saturated solution in water)

Solubility: Very slightly soluble in water (1 mg/mL)

pka:  $pK_{a1}$  (3° amine group) = 9.49  
 $pK_{a2}$  (sulphonamide group) = 11.31

Partition Coefficient:  $\log P = 1.06$  (20°C)

## 14 CLINICAL TRIALS

### 14.1 Clinical Trials by Indication

#### Migraine

The efficacy of sumatriptan nasal spray was conducted in seven controlled clinical migraine studies, in a total of 3693 patients. Patients were instructed to treat a moderate or severe migraine attack with a single dose of study medication.

Those who experienced relief at 2 hours and received no rescue medication were allowed to administer a second identical dose within 2 and 24 hours, if significant worsening of migraine occurred. In all studies, patients treated a single attack except in Study 5 where patients were allowed to treat as many as three attacks.

The clinical trials revealed the following incidence of headache relief, defined as a decrease in migraine severity from severe or moderate to mild or no pain, within 2 hours after treatment with intranasal sumatriptan at doses of 5, 10 or 20 mg (see [Table 5](#) below).

**Table 5: Percentage of Patients with Headache Relief (0/1)<sup>1</sup> at 2 Hours Post-Nasal Spray Dose for the Treatment of Migraine**

Study	Placebo (%)	5 mg (%)	10 mg (%)	20 mg (%)
Study 1 <sup>2</sup>	35% (n=40)	67% <sup>3</sup> (n=42)	67% <sup>3</sup> (n=39)	78% <sup>3</sup> (n=40)
Study 2 <sup>2</sup>	42% (n=31)	45% (n=33)	66% (n=35)	74% <sup>3</sup> (n=39)
Study 3	25% (n=63)	49% <sup>3</sup> (n=122)	46% <sup>3</sup> (n=115)	64% <sup>3, 5</sup> (n=119)
Study 4	25% (n=151)	-	44% <sup>3</sup> (n=288)	55% <sup>3, 5</sup> (n=292)
Study 5	32% (n=198)	44% <sup>3</sup> (n=297)	54% <sup>3, 4</sup> (n=293)	60% <sup>3, 5</sup> (n=288)
Study 6 <sup>2</sup>	35% (n=100)	-	54% <sup>3</sup> (n=106)	63% <sup>3</sup> (n=202)
Study 7 <sup>2</sup>	29% (n=112)	-	43% (n=109)	62% <sup>3</sup> (n=215)

<sup>1</sup> Headache relief was defined as a decrease in headache severity from severe or moderate to mild or none.

n = total number of patients who received treatment

<sup>2</sup> comparisons between sumatriptan doses not conducted

<sup>3</sup> p≤0.05 versus placebo

<sup>4</sup> p≤0.05 vs 5 mg

- =not evaluated

<sup>5</sup> p≤0.05 versus lower sumatriptan doses

Patients treated with sumatriptan nasal spray 20 mg achieved relief of more migraine associated symptoms and at earlier time points than patients treated with 5 mg and 10 mg doses.

## 15 MICROBIOLOGY

No microbiological information is required for this drug product.

## 16 NON-CLINICAL TOXICOLOGY

### General Toxicology

**Acute studies:** Administration of single oral doses of sumatriptan up to 2000 mg/kg in rats and 1200 mg/kg in mice was well tolerated.

Dogs also survived high oral doses of sumatriptan (500 mg/kg).

In subcutaneous studies, a dose of 2 mg/kg to rats was lethal. Dogs received subcutaneous doses of 20 and 100 mg/kg which were non-lethal. The reactions to treatment were similar irrespective of species or route of administration. Apart from local damage at the injection sites, there were no macroscopic or microscopic changes noted in any tissue ([Table 6](#)).

**Table 6: Results from Acute Toxicity (LD<sub>50</sub>) Studies in Mice, Rats and Dogs**

SPECIES/STRAIN	ROUTE	APPROX. LD <sub>50</sub> (mg/kg)	MNLD (mg/kg)	MLD (mg/kg)
Mouse: CRH	Oral	1500	≥1200	>1200
Mouse: CRH	Intravenous	>15, <20	≥15	≤20
Rat: RH	Oral	>2000	≥2000	>2000
Rat: SD	Oral	>2000	≥2000	>2000
Rat: RH	Intravenous	>40	>20	≤32
Rat: SD	Subcutaneous	1200 (M) 1400 (F)	≥500	≤1000
Dog: Beagle	Oral	>500	>500	>500
Dog: Beagle	Subcutaneous	>100	≥100	>100

MNLD- Maximum non-lethal dose

MLD- Minimum lethal dose

(M) - Male

(F) - Female

**Long Term Studies:** Subacute toxicity studies were conducted for periods up to 6 weeks in RH rats. Sumatriptan was given orally (by gavage) at doses up to 500 mg/kg/day and given subcutaneously at doses up to 81 mg/kg/day.

Clinical signs observed following oral administration were generally minor and transient in nature and occurred predominantly at 500 mg/kg/day. These signs included post-dosing erythema, mydriasis, ataxia, salivation, subdued temperament, postural changes and moist eyes.

Reactions were similar in subcutaneous studies in rats receiving doses of sumatriptan up to 81 mg/kg/day. Local irritation at the injection site was accompanied by a marked inflammatory response, local necrosis, hemorrhage, infiltration, granulation tissue formation and local muscle degeneration and repair. These reactions were dose-dependent.

In dogs administered oral sumatriptan (1 to 100 mg/kg/day) in studies up to 6 weeks, clinical signs observed included head shaking, scratching, salivation, trembling, agitated behaviour, vocalization, mydriasis and vasodilation. These effects were dose-related. The dogs also developed tachycardia lasting for several hours, often followed by bradycardia. No changes in ECG were detected.

Subcutaneous administration of sumatriptan (1 to 16 mg/kg/day) up to 6 weeks in dogs caused injection site reactions similar to the reactions described in rats.

Chronic toxicity studies were carried out for 24 weeks and 72 weeks in rats and 26 and 60 weeks in dogs.

In both the 24-week and 72-week studies in rats receiving sumatriptan doses of 5, 50 and 500 mg/kg/day orally, clinical signs were similar to those seen in previous oral toxicity studies in rats and were mild and transient in nature.

Animals of each sex receiving 50 and 500 mg/kg/day gained weight more rapidly than controls. This was considered to be related to increased food consumption.

Small reductions in cholesterol levels were frequently noted at 500 mg/kg/day. As well, dose related increases in urine-specific gravity were seen throughout the 72 week study at 500 mg/kg/day. These increases were of no toxicological significance. Cessation of treatment showed good evidence of recovery.

There were no macroscopic or histological treatment-related findings in any of the organs in either study.

A long term repeat-dose subcutaneous toxicity study of 24 weeks duration was performed in RH rats receiving sumatriptan at doses of 1, 8 and 64 mg/kg/day.

There was occasional temporary appearance of masses at the injection sites in the animals receiving the highest dose of sumatriptan. Evidence of injection site injury was also apparent in the recovery animals. Rats in this group showed signs of neutrophilia and lymphocytosis.

Injection site reactions in animals in the high - dose group were similar to those reported during previous toxicity studies.

Studies of 26 and 60 weeks at oral doses of 2, 10 and 50 mg/kg/day were performed in Beagle dogs.

A moderate increase in heart rate was observed in the intermediate (10 mg/kg/day) -dose group (60 week study) and in the high (50 mg/kg/day) -dose group (26 and 60 week studies). The increase lasted for up to 7 hours after dosing and a dose-related decrease in heart rate was evident 24 hours after dosing, at 10 and 50 mg/kg/day. There were no changes in rhythm. Animals of either sex receiving 50 mg/kg/day showed slight reductions in body weight gain in both studies.

In the 60 - week study, a dose related incidence of transient changes was noted on the surface of the cornea. However, these changes were not considered to be treatment-related as evidenced by microscopic examination.

Organ weight analyses revealed significantly increased heart weights in all groups of treated females in the 26 - week study. There were no treatment-related effects on organ weights in the 60 - week study.

A long term repeat - dose subcutaneous study of 24 weeks duration was performed in the Beagle dog at doses of 1, 3.5 and 12 mg/kg/day. Injection site reactions included edema, marked hemorrhage, moderate/chronic inflammation and minimal arteritis. Some minimal injection site changes were also seen in treated animals after a 5-week recovery period.

Transient dose - related changes in the precorneal tear film of treated dogs were observed. There was, however, no histological evidence of damage to the cornea or surrounding tissues.

Analysis of hematological parameters revealed a slight lowering of some red cell parameters in the high-dose (12 mg/kg/day) group. No reticulocyte response was evident. Although no effect on total leucocyte count was observed, lymphocyte numbers were generally lower and neutrophils were generally slightly higher at this dose level. The only change observed during the recovery period was a statistically significantly reduced hemoglobin level in the males.

### **Carcinogenicity**

The carcinogenic potential of sumatriptan was evaluated in a 78-week oncogenicity study conducted in mice given oral doses of 10, 60 and 160 mg(base)/kg/day. There were two groups (102 mice each) given the vehicle only.

Tumours were found in more than half of the male mice and in less than half of the females across all groups. There was a statistically significant increase in the incidence of non-fatal hemolymphoreticular tumours observed in males at the dose of 60 mg/kg/day group only when compared with controls. Since there was no dose relationship, this increase was considered to

be of no toxicological significance. There was no evidence that administration of sumatriptan at any of the dose levels caused any alteration in the incidence of any specific tumours or non-neoplastic lesions.

A 104-week study was conducted in the Sprague-Dawley rat given oral doses of 10, 60 and 360 mg(base)/kg/day. Two control groups of 100 animals each were given vehicle control only.

There was a significant increase in the incidence of non-fatal adrenal medullary tumours (benign and malignant pheochromocytomas) in males given doses of 10 and 60 mg/kg/day and in males dosed at 360 mg/kg/day. A significant increase in the incidence of benign testicular interstitial (Leydig) cell tumours occurred when compared with controls. Adrenal medullary tumours also increased significantly in females dosed at 60 and 360 mg/kg/day. Comparison of both types of tumours with historical control data indicated that the observations were within the expected background range for the species and that long-term exposure to sumatriptan does not induce any treatment-related increases in the incidences of any tumours for the species tested.

### **Genotoxicity**

Sumatriptan produced no detectable or reproducible mutagenic potential above that seen in controls, in studies conducted *in vitro* with mutant strains of *Salmonella typhimurium*, *Escherichia coli*, or *Saccharomyces cerevisiae* with or without a rat hepatic drug metabolizing enzyme system. In addition, no statistically significant clastogenic effects were seen *in vitro* using cultured human peripheral lymphocytes at a maximum dose of 1000 mcg/mL in the presence of the rat hepatic drug metabolism enzyme system or *in vivo* in a rat micronucleus test, at a maximum dosage of 1000 mg/kg.

Sumatriptan showed only weak cytotoxic activity at the highest concentration of 5000 mcg/mL tested *in vitro* with V-79 mammalian cells.

### **Reproduction and Developmental Toxicology**

In organogenesis studies, oral doses of up to 500 mg/kg/day in the rat were without adverse effects upon fetal parameters measured, but an oral dose of 1000 mg/kg/day in the rat, proved toxic to both dams and embryos.

Two oral organogenesis studies were conducted in rabbits, one using daily oral doses of 5, 25 or 100 mg/kg/day and the other using 5, 15 or 50 mg/kg/day. Sumatriptan was administered from days 8 to 20 of pregnancy.

In the first study, there were no adverse effects at the two lower doses. At the highest dose (100 mg/kg), there was a severe decrease in maternal body weight gain indicating that this dose is maternally toxic. A non-significant increase in post-implantation intra-uterine death from 8.3% in the untreated control group to 21.2% in the high - dose (background range in untreated control animals 1.7% to 15.2%) was observed. In addition there was an increased incidence of subtle variations in the position of certain blood vessels emanating from the aortic arch. In the

untreated control these were present at 5.5% of fetuses (3 out of 10 litters affected). At the maternally toxic dose of 100 mg/kg, 23.1% of fetuses had these variations (4 out of 5 litters affected). This type of change is commonly found in untreated control animals (historical control incidence 17.5%; proportion of litters affected 44 out of 91), and does not compromise either health or survival.

In the second oral study, the findings were similar to those seen in the first study. There were no adverse effects at the two lower doses. At the highest dose (50 mg/kg), there was a severe decrease in maternal body weight gain. There were also various fetal effects ascribed to maternal toxicity. There was a slight reduction in mean fetal weight (37.7 g in control, 35.3 g at 50 mg/kg); small increases in the incidence of common skeletal variants (control incidence 8.8%; at 50 mg/kg 20.8%; background mean 6.2%; background range 1.3% to 13.3%) and again an increased incidence of positional changes of certain aortic arch blood vessels; (control incidence 12.8%, 3 out of 20 litters affected; at 50 mg/kg 25%, 10 out of 14 litters affected).

Placental transfer studies in pregnant rabbits have shown that sumatriptan can cross the placental barrier in small amounts. After a 5 mg/kg oral dose, 71.2 ng sumatriptan per gram of fetus was detected. The blood levels at this dose were 172 to 269 ng/mL. At the maternally toxic dose of 50 mg/kg in rabbits, blood levels reached 3180 to 6750 ng/mL.

Organogenesis studies conducted using intravenous doses of up to 12.5 mg/kg/day in rats revealed fused ribs at a dose of 2.5 mg/kg/day and rudimentary tail and dilatation of the renal pelvis at a dose of 12.5 mg/kg/day. The treatment had no adverse effects on either the dams or the fetuses and the malformations were considered unrelated to treatment since they are known to occur spontaneously in the control groups of the rat strain employed.

Rabbits were also studied using intravenous doses of up to 8.0 mg/kg/day which revealed no teratological response. However, in the first study a statistically significant dose-related increasing trend in prenatal mortality was seen due to apparent maternal toxicity. In the second study, using intravenous doses up to 2.0 mg/kg/day, no maternal toxicity or increased prenatal mortality were observed.

Fertility studies conducted in rats with oral doses of up to 500 mg/kg/day and subcutaneous doses of up to 60 mg/kg/day indicated that there were no adverse effects upon the reproductive performance of the treated, parental generation, or upon the growth and development of two successive untreated generations.

In peri- and postnatal studies conducted in rats given oral doses of up to 1000 mg/kg/day and subcutaneous doses of up to 81 mg/kg/day, no toxicological adverse effects that may have been relevant to the peri- and postnatal development of their offspring were seen. However, oral administration of 1000 mg/kg/day during periods of pregnancy and lactation resulted in a decrease in maternal and fetal body weight.

A comprehensive evaluation of the effects of sumatriptan on reproduction indicates that the

compound is devoid of teratogenic potential in the rat. In addition, there were no adverse effects on fertility or postnatal development. In rabbit oral reproduction studies, there were increased incidences of variations in cervico-thoracic blood vessel configuration in the fetuses, but these were only seen at maternally toxic doses in which blood levels were in excess of 50 times those seen after therapeutic doses in humans. A direct association with sumatriptan treatment is considered unlikely but cannot be excluded. The relevance to humans is unknown.

### **Special Toxicology**

**Local Tolerance:** The subcutaneous and intramuscular administration of 1 mL of a solution of sumatriptan (50 mg/mL) to rabbits produced no overt signs of irritancy and caused only slight necrotic changes in the deepest layers of the subcuticular muscle. While the subcutaneous lesions healed in a rapid and uncomplicated manner, the intramuscular lesions were moderately slow to heal.

At a lower concentration (2.5 mg/mL) no signs of subcutaneous or intramuscular irritancy were apparent.

In inhalation toxicity studies (dog, monkey), no irritants of the nasal passages or respiratory tract tissues were identified after intranasal administration of sumatriptan.

**Skin and Eye Irritancy:** Sumatriptan produced little or no irritant reaction when applied topically to the skin of guinea pigs and was a non-irritant in the rabbit eye.

Sumatriptan was shown to be devoid of detectable skin sensitizing potential in guinea pigs subjected to a 12-day induction period (0.05 mL of a 10% solution, applied epicutaneously) prior to challenge with sumatriptan.

**Dependence Liability:** The physical dependence liability of sumatriptan was assessed in Cynomolgus monkeys at an oral dose of 5 mg/kg, the lowest tolerable dose causing mild to moderate CNS effects.

The behavioural changes observed upon withdrawal of sumatriptan were limited in number, sporadic, unsustained and not observed in all animals. It would appear that sumatriptan does not share with compounds such as opiates and benzodiazepines the ability to cause physical dependence.

## **17 SUPPORTING PRODUCT MONOGRAPHS**

1. IMITREX DF Tablets, 50 mg and 100 mg, IMITREX Injection and Autoinjector, 6 mg / 0.5 mL and IMITREX Nasal Spray, 5 mg and 20 mg, submission control 264269, Product Monograph, GlaxoSmithKline Inc. (OCT 24, 2022).



## **PATIENT MEDICATION INFORMATION**

### **READ THIS FOR SAFE AND EFFECTIVE USE OF YOUR MEDICINE**

#### **P<sup>r</sup>APO-SUMATRIPTAN**

#### **Sumatriptan Nasal Spray**

Read this carefully before you start taking **APO-SUMATRIPTAN Nasal Spray** and each time you get a refill. This leaflet is a summary and will not tell you everything about this drug. Talk to your healthcare professional about your medical condition and treatment and ask if there is any new information about **APO-SUMATRIPTAN Nasal Spray**.

#### **What is APO-SUMATRIPTAN Nasal Spray used for?**

APO-SUMATRIPTAN nasal spray is used in adults to relieve migraine headaches. These migraine headaches may or may not be accompanied by an aura. This is when you may see black spots, flashes of light or shimmering spots or stars. APO-SUMATRIPTAN nasal spray should not be used to prevent or reduce the number of headaches you experience. Use APO-SUMATRIPTAN nasal spray only to treat an actual migraine headache attack.

#### **How does APO-SUMATRIPTAN Nasal Spray work?**

Migraine headache is believed to be caused by a widening of the blood vessels in the head. APO-SUMATRIPTAN narrows these vessels and relieves the symptoms of migraine headache.

#### **What are the ingredients in APO-SUMATRIPTAN Nasal Spray?**

Medicinal ingredients: sumatriptan hemisulphate.

Non-medicinal ingredients: anhydrous dibasic sodium phosphate, monobasic potassium phosphate, purified water, sodium hydroxide and sulphuric acid.

#### **APO-SUMATRIPTAN Nasal Spray comes in the following dosage forms:**

Spray; 5 mg, 20 mg.

#### **Do not use APO-SUMATRIPTAN Nasal Spray if:**

- you are allergic to sumatriptan or to any of the ingredients in APO-SUMATRIPTAN nasal spray. (See “What are the ingredients in APO-SUMATRIPTAN nasal spray?”).
- you have a heart problem such as heart failure or chest pains (angina), or have already had a heart attack.
- you have had a stroke or a mini-stroke (also called a transient ischaemic attack or TIA).

- you have a history, symptoms or signs of peripheral vascular disease. This is a reduced blood flow to the limbs and organs other than the heart and brain, such as ischemic bowel disease and Raynaud’s syndrome.
- you have uncontrolled or severe high blood pressure.
- you are taking or have taken within the past 2 weeks, a monoamine oxidase inhibitor (MAOI), medication (such as phenelzine sulfate, tranylcypromine sulfate, moclobemide or selegiline).
- you are taking or have taken within the past 24 hours, medication containing ergotamine, dihydroergotamine, methysergide, or another triptan used to treat migraine headaches. If you are not sure if you have been prescribed these types of medications, ask your healthcare professional.
- you have severe liver problems.
- you have certain other types of migraine headaches including:
  - hemiplegic migraines. These are migraine headaches where you have weakness on one side of your body, or
  - basilar migraines. These are migraine headaches that start in the lower part of the brain, or
  - ophthalmoplegic migraines. These are migraine headaches where you have pain around the eyes.

If you are not sure if you have these types of migraines, ask your healthcare professional.

APO-SUMATRIPTAN nasal spray should not be used for the treatment of other types of headaches that are different from migraine attacks.

**To help avoid side effects and ensure proper use, talk to your healthcare professional before you take APO-SUMATRIPTAN Nasal Spray. Talk about any health conditions or problems you may have, including if you:**

- are pregnant, think you might be pregnant, or are trying to become pregnant.
- are breastfeeding. The active ingredient in APO-SUMATRIPTAN nasal spray, sumatriptan, will pass into your breast milk. Avoid breastfeeding for 24 hours after taking APO-SUMATRIPTAN nasal spray.
- have risk factors for heart disease. This includes high blood pressure, high cholesterol, obesity, diabetes, smoking, strong family history of heart disease, or you are postmenopausal or a male over 40.
- have ever had to stop taking this or any other medication because of an allergy or other problems, or you are allergic to drugs containing sulphonamides
- are under 18 years of age
- are over 65 years of age
- had or have any liver or kidney problems.
- had or have epilepsy or seizures.
- experience a headache that is different from your usual migraine attacks.

**Other warnings you should know about:**

**Taking APO-SUMATRIPTAN Nasal Spray can cause serious side effects, including:**

- Serious heart problems
- Long term eye problems
- Raynaud's Syndrome

See the **Serious side effects and what to do about them** table, below for more information on these and other serious side effects.

**Serotonin toxicity (also known as Serotonin syndrome):** APO-SUMATRIPTAN nasal spray can cause serotonin toxicity, a rare but potentially life-threatening condition. It can cause serious changes in how your brain, muscles and digestive system work. You may develop serotonin toxicity if you take APO-SUMATRIPTAN nasal spray with certain medication to treat depression.

Serotonin toxicity symptoms include:

- fever, sweating, shivering, diarrhea, nausea, vomiting;
- muscle shakes, jerks, twitches or stiffness, overactive reflexes, loss of coordination;
- fast heartbeat, changes in blood pressure;
- confusion, agitation, restlessness, hallucinations, mood changes, unconsciousness, and coma.

**Continuous use of APO-SUMATRIPTAN Nasal Spray:** APO-SUMATRIPTAN nasal spray should not be used continuously to prevent or reduce the number of attacks you experience. Use APO-SUMATRIPTAN nasal spray only to treat an actual migraine headache attack. If you use APO-SUMATRIPTAN nasal spray too often, it may make your migraine headaches worse. If this happens, your healthcare professional may tell you to stop using APO-SUMATRIPTAN nasal spray.

**Driving and Operating Machines:** APO-SUMATRIPTAN nasal spray can cause dizziness which may affect your ability to drive or use machines. Wait to see how you respond to APO-SUMATRIPTAN nasal spray before you drive or use machines.

**Tell your healthcare professional about all the medicines you take, including any drugs, vitamins, minerals, natural supplements or alternative medicines.**

**The following may interact with APO-SUMATRIPTAN Nasal Spray:**

- Medicines used to treat depression such as MAO Inhibitors, selective serotonin reuptake inhibitors (SSRIs), and serotonin noradrenaline reuptake inhibitors (SNRIs).
- Other medicines used to treat migraine headaches such as triptans, 5-HT<sub>1</sub> agonists, ergotamine, dihydroergotamine, and methysergide.

### How to use APO-SUMATRIPTAN Nasal Spray:

- Before using the APO-SUMATRIPTAN nasal spray device, read the instructions below for information on how to use it.
- APO-SUMATRIPTAN nasal spray comes ready to use. DO NOT test the spray before using.
- Take APO-SUMATRIPTAN nasal spray as **one** spray into **one** nostril.
- APO-SUMATRIPTAN nasal spray can be taken at any time during your migraine headache.
- It may take up to 15 minutes for APO-SUMATRIPTAN nasal spray to start working.
- If after taking APO-SUMATRIPTAN nasal spray you need more pain relief, you can take another pain medication. This medication should not contain ergotamine. If you are not sure which medications you can use talk to your healthcare professional.

**Remember, this medicine has been prescribed only for you. Do not give it to anybody else, as they may experience undesirable effects, which may be serious.**

### Instructions for use of your APO-SUMATRIPTAN nasal spray:

This explains how to use the APO-SUMATRIPTAN nasal spray device. Read it several times to make sure you understand it before you begin the first step. If you have any questions, ask your healthcare professional.

#### The Nasal Spray Pack

- Your APO-SUMATRIPTAN nasal spray is packed in a box containing two separate nasal spray devices. Each device contains one dose of APO-SUMATRIPTAN.
- **Keep your APO-SUMATRIPTAN nasal spray in the box to help protect it from light and damage.**
- **Keep this information leaflet in a safe place.** This leaflet tells you how to use your nasal spray device and provides other useful information about your medicine.

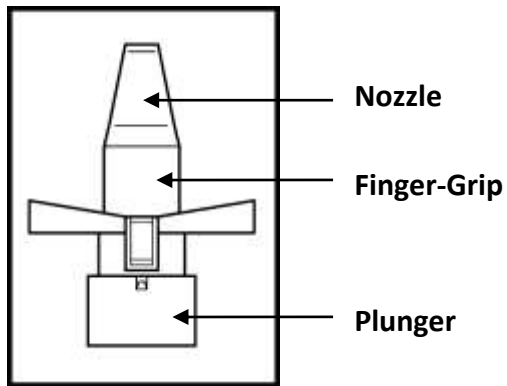
The APO-SUMATRIPTAN nasal spray device consists of the following parts (See Figure 1):

**Nozzle:** This is the part that you put into your nostril. The spray comes out of a tiny hole in the top.

**Finger-Grip:** This is the part that you hold when you use the device.

**Plunger:** When you press the plunger the entire dose sprays into your nostril. The Plunger only works once so **do not** press it until you have inserted the nozzle into your nostril or you will waste the dose.

Figure 1

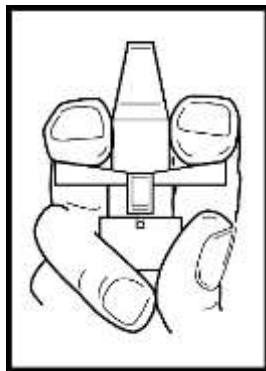


### How to use APO-SUMATRIPTAN Nasal Spray:

**Do not** remove the nasal spray device from the carton until you are ready to use it.

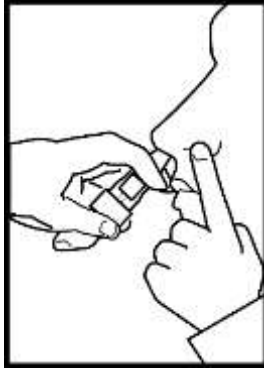
1. Blow your nose if it feels blocked.
2. Hold the nasal spray device gently with your fingers and thumb as shown in Figure 2. **Do not** press the plunger yet.
3. Block one nostril by pressing a finger firmly on the side of your nose, and breathe out gently through your mouth.

Figure 2



4. Put the nozzle of the nasal spray device into your other nostril, as far as it feels comfortable.

Figure 3



5. Hold your head in an upright position, looking straight ahead and close your mouth. Do not tilt your head and do not lie down.
6. Start to breathe in gently through your nose and at the same time press the plunger firmly with your thumb. This will spray the entire dose into your nostril.

Note: The plunger may feel a bit stiff and you may hear it click.

7. Keep your head upright, looking straight ahead and breathe in gently through your nose and out through your mouth for 10 to 20 seconds. Do not breathe deeply. This helps the medicine stay in your nose so that it can be absorbed into your body. You can remove the device and your finger from the other side of your nose while you do this.
8. Your nose may feel wet inside and you may notice a slight taste after using the spray. This is normal and will soon pass.
9. Your nasal spray device is now empty. It should be disposed of safely and hygienically.

#### **Usual dose:**

- The usual adult dose is 5mg.
- Based on your response and tolerability, your healthcare professional may increase your dose to 20 mg. The maximum dose is 20 mg.
- If the first dose of APO-SUMATRIPTAN nasal spray does not help, DO NOT take another dose for the same attack.
- If your symptoms come back, and it has been two or more hours since your first dose, you may take a second dose.
- DO NOT take more than 40 mg in any 24-hour period.

#### **Overdose:**

If you think you, or a person you are caring for, have taken too much APO-SUMATRIPTAN nasal spray, contact a healthcare professional, hospital emergency department, or regional poison control centre immediately, even if there are no symptoms.

**What are possible side effects from using APO-SUMATRIPTAN nasal spray?**

These are not all the possible side effects you may feel when taking APO-SUMATRIPTAN nasal spray. If you experience any side effects not listed here, contact your healthcare professional.

The most commonly reported side effects of APO-SUMATRIPTAN nasal spray are:

- flushing (redness of the face lasting for a short time)
- feeling sick or vomiting
- dizziness
- drowsiness
- tiredness
- weakness
- unpleasant taste
- temporary increase in blood pressure
- irritation or burning sensation in the nose or throat, nose bleeds

Other side effects include:

- trouble with eyesight, such as blind spots, flashes of light, and seeing two images of a single object.
- shaking, tremors or uncontrolled movements
- loss of normal colour in the fingers and toes.

Serious side effects and what to do about them			
Symptom / effect	Talk to your healthcare professional		Stop taking drug and get immediate medical help
	Only if severe	In all cases	
<b>COMMON</b>			
Unusual sensations including numbness, tingling, feeling hot or cold; pain, heaviness or pressure in any part of the body including chest and throat.	✓		
<b>VERY RARE</b>			
<b>Symptoms of a heart attack:</b> chest pain, sweating, shortness of breath.			✓
<b>Heart rhythm problems:</b> unusually slow or fast heartbeats, or a feeling of irregular and/or forceful heartbeats.	✓		

Serious side effects and what to do about them			
Symptom / effect	Talk to your healthcare professional		Stop taking drug and get immediate medical help
	Only if severe	In all cases	
<b>Allergic reactions:</b> shortness of breath, sudden wheeziness, chest tightness, swelling of the eyelids, face or lips, lumpy skin rash or hives.			✓
<b>Seizures:</b> loss of consciousness with uncontrollable shaking (“fit”).			✓
Lower abdominal pain and/or severe rectal bleeding.			✓
<b>Raynaud’s syndrome:</b> persistent purple discolouration of hands or feet.			✓
Loss of vision.			✓
<b>UNKNOWN</b>			
<b>Serotonin toxicity:</b> a reaction which may cause feelings of agitation or restlessness, flushing, muscle twitching, involuntary eye movements, heavy sweating, high body temperature (>38 °C), or rigid muscles.			✓

If you have a troublesome symptom or side effect that is not listed here or becomes bad enough to interfere with your daily activities, talk to your healthcare professional.

### Reporting Side Effects

You can report any suspected side effects associated with the use of health products to Health Canada by:

- Visiting the Web page on Adverse Reaction Reporting (<https://www.canada.ca/en/health-canada/services/drugs-health-products/medeffect-canada/adverse-reaction-reporting.html>) for information on how to report online, by mail or by fax; or
- Calling toll-free at 1-866-234-2345.

*NOTE: Contact your health professional if you need information about how to manage your*



*side effects. The Canada Vigilance Program does not provide medical advice.*

**Storage:**

Keep APO-SUMATRIPTAN nasal spray away from heat and light. Always keep APO-SUMATRIPTAN nasal spray in the carton provided and store between 15°C to 30°C.

Medicines should not be disposed of via waste water or household waste. Your healthcare professional will throw away any medicines that are no longer being used. These measures will help protect the environment.

Keep out of reach and sight of children.

**If you want more information about APO-SUMATRIPTAN:**

- Talk to your healthcare professional
- Find the full product monograph that is prepared for healthcare professionals and includes this Patient Medication Information by visiting the Health Canada website: (<https://www.canada.ca/en/health-canada/services/drugs-health-products/drug-products/drug-product-database.html>); the manufacturer's website (<http://www.apotex.ca/products>), or by calling 1-800-667-4708

This leaflet was prepared by Apotex Inc., Toronto, Ontario M9L 1T9.

Last Revised: MAR 20, 2023