

PRODUCT MONOGRAPH
INCLUDING PATIENT MEDICATION INFORMATION

PrAuro-Nintedanib

Nintedanib Capsules

Capsule, 100 mg and 150 mg nintedanib (as nintedanib esylate), Oral

Protein Kinase Inhibitor

Anti-fibrotic/Anti-inflammatory Agent

Auro Pharma Inc.

3700 Steeles Avenue West, Suite # 402
Woodbridge, Ontario, L4L 8K8,
Canada

Date of Initial Authorization:

April 25, 2022

Submission Control Number: 249324

RECENT MAJOR LABEL CHANGES

N/A

TABLE OF CONTENTS

Sections or subsections that are not applicable at the time of authorization are not listed.

RECENT MAJOR LABEL CHANGES 2

TABLE OF CONTENTS 2

PART I: HEALTH PROFESSIONAL INFORMATION 4

1 INDICATIONS..... 4

 1.1 Pediatrics..... 4

 1.2 Geriatrics 4

2 CONTRAINDICATIONS..... 4

4 DOSAGE AND ADMINISTRATION 4

 4.1 Dosing Considerations 4

 4.2 Recommended Dose and Dosage Adjustment 5

 4.4 Administration 6

 4.5 Missed Dose 6

5 OVERDOSAGE..... 6

6 DOSAGE FORMS, STRENGTHS, COMPOSITION AND PACKAGING 6

 6.1 Physical Characteristics..... 7

7. WARNINGS AND PRECAUTIONS 7

 7.1 Special Populations 12

 7.1.1 Pregnant Women 12

 7.1.2 Breast-feeding..... 12

 7.1.3 Pediatrics..... 12

 7.1.4 Geriatrics..... 13

8 ADVERSE REACTIONS..... 13

 8.1 Adverse Reaction Overview 13

 8.2 Clinical Trial Adverse Reactions 13

 8.3 Less Common Clinical Trial Adverse Drug Reactions 16

 8.5 Post-Market Adverse Reactions..... 16

| | |
|---|-----------|
| 9 DRUG INTERACTIONS | 17 |
| 9.2 Drug Interactions Overview | 17 |
| 9.3 Drug-Behavioural Interactions..... | 17 |
| 9.4 Drug-Drug Interactions | 17 |
| 9.5 Drug-Food Interactions | 18 |
| 9.6 Drug-Herb Interactions | 18 |
| 9.7 Drug-Laboratory Test Interactions..... | 18 |
| 10. CLINICAL PHARMACOLOGY | 18 |
| 10.1 Mechanism of Action | 19 |
| 10.2 Pharmacodynamics..... | 19 |
| 10.3 Pharmacokinetics..... | 19 |
| 11 STORAGE, STABILITY AND DISPOSAL | 22 |
| 12 SPECIAL HANDLING INSTRUCTIONS..... | 22 |
| PART II: SCIENTIFIC INFORMATION | 23 |
| 13 PHARMACEUTICAL INFORMATION..... | 23 |
| 14 CLINICAL TRIALS | 24 |
| 14.1 Clinical Trials by Indication..... | 24 |
| 14.3 Comparative Bioavailability Studies..... | 30 |
| 15 MICROBIOLOGY | 31 |
| 16 NON-CLINICAL TOXICOLOGY | 31 |
| 17 SUPPORTING PRODUCT MONOGRAPHS | 32 |
| PATIENT MEDICATION INFORMATION | 33 |

PART I: HEALTH PROFESSIONAL INFORMATION

1 INDICATIONS

Auro-Nintedanib (nintedanib) capsules are indicated for:

- To slow the rate of decline in pulmonary function in patients with systemic sclerosis associated interstitial lung disease (SSc-ILD)
- The treatment of other chronic fibrosing interstitial lung diseases (ILDs) with a progressive phenotype (also known as progressive fibrosing ILD) (see [14 CLINICAL TRIALS](#))

1.1 Pediatrics

- Pediatrics (< 18 years of age): The safety and efficacy of Auro-Nintedanib in pediatric patients have not been studied in clinical trials and therefore, Auro-Nintedanib should not be used in patients under 18 years of age.

1.2 Geriatrics

- Geriatrics (> 65 years of age): No dose adjustment is necessary in patients 65 years and older.

2 CONTRAINDICATIONS

- Auro-Nintedanib is contraindicated in patients who are hypersensitive to this drug or to any ingredient in the formulation, including peanut or soya, or any non-medicinal ingredient, or component of the container. For a complete listing, see [6 DOSAGE FORMS, STRENGTHS, COMPOSITION AND PACKAGING](#).
- Auro-Nintedanib is contraindicated during pregnancy (see [7.1.1 Pregnant Women](#)).

4 DOSAGE AND ADMINISTRATION

4.1 Dosing Considerations

- Treatment should be initiated by physicians experienced in the diagnosis and treatment of conditions for which Auro-Nintedanib is indicated.
- Hepatic transaminase and bilirubin levels should be investigated just before initiation of treatment with Auro-Nintedanib, then at regular intervals (monthly) during the first three months of treatment and periodically thereafter (e.g. at each patient visit) or as clinically indicated. Conduct liver function tests promptly in patients who reports symptoms that may indicate liver injury, including fatigue, anorexia, right upper abdominal discomfort, dark urine or jaundice.
- Pregnancy testing should be conducted prior to initiating treatment with Auro-Nintedanib and during treatment as appropriate, in females of reproductive potential (see [7.1.1 Pregnant Women](#)).

4.2 Recommended Dose and Dosage Adjustment

- The recommended dose of Auro-Nintedanib is 150 mg twice daily administered approximately 12 hours apart.
- Dose adjustments due to adverse reactions
 - In addition to symptomatic treatment if applicable, the management of adverse reactions of Auro-Nintedanib could include dose reduction (to 100 mg twice daily) and temporary interruption of Auro-Nintedanib treatment until the specific adverse reaction has resolved to levels that allow continuation of therapy. Auro-Nintedanib treatment may be resumed at the full recommended dose (150 mg twice daily) or a reduced dose (100 mg twice daily). If a patient does not tolerate 100 mg twice daily, treatment with Auro-Nintedanib should be discontinued (see [7 WARNINGS AND PRECAUTIONS](#) and [8 ADVERSE REACTIONS](#)).
 - Cases of drug-induced liver injury (DILI) have been reported in patients treated with nintedanib. In the majority of cases, the DILI was reversible when the dose was reduced or treatment was stopped.
 - Treatment interruption or dose reduction to 100 mg twice daily is recommended for patients whose transaminase (AST or ALT) are measured greater than 3 times to less than 5 times the upper limit of normal (ULN) without signs of liver damage. These patients should be monitored closely. Alternative causes of the liver enzyme elevations should be investigated. Once transaminases have returned to baseline values, treatment with Auro-Nintedanib may be reintroduced at a reduced dose (100 mg twice daily) which subsequently may be increased to the full recommended dose (150 mg twice daily) (see [7 WARNINGS AND PRECAUTIONS](#) and [8 ADVERSE REACTIONS](#)).
 - Treatment with Auro-Nintedanib should be permanently discontinued 1) if transaminase (AST or ALT) elevations are greater than 5 times ULN, or 2) if transaminase (AST or ALT) elevations are greater than 3 times ULN with clinical signs or symptoms of liver injury which may include fatigue, anorexia, right upper abdominal discomfort, dark urine or jaundice (see [7 WARNINGS AND PRECAUTIONS](#) and [8 ADVERSE REACTIONS](#)).
- Hepatic impairment
 - **Mild hepatic impairment:** In patients with mild hepatic impairment (Child Pugh A), the recommended dose of Auro-Nintedanib is 100 mg twice daily approximately 12 hours apart. Treatment interruption or discontinuation for management of adverse reactions should be considered
 - **Moderate and severe hepatic impairment:** Treatment of patients with moderate (Child Pugh B) or severe (Child Pugh C) hepatic impairment with Auro-Nintedanib is not recommended. The safety and efficacy of nintedanib have not been investigated in patients with hepatic impairment classified as Child Pugh B and C. Exposure to nintedanib increased significantly in patients with moderate hepatic impairment (see [10.3 Pharmacokinetics](#)).
- Renal impairment

- Adjustment of the recommended dose (150 mg twice daily) in patients with mild to moderate renal impairment is not required. The safety, efficacy, and pharmacokinetics of nintedanib have not been studied in patients with severe renal impairment (<30 ml/min CrCL).
- Geriatrics (>65 years of age)
 - No dose adjustment is required on the basis of a patient's age.

4.4 Administration

Auro-Nintedanib capsules should be taken with food, swallowed whole with water, and should not be chewed. The capsule should not be opened or crushed. If contact with the content of the capsule occurs, hands should be washed immediately and thoroughly.

4.5 Missed Dose

If a dose of Auro-Nintedanib is missed, administration should resume at the next scheduled time at the recommended dose. If a dose is missed the patient should not be given an additional dose. The recommended maximum daily dose of 300 mg should not be exceeded.

5 OVERDOSAGE

There is no specific antidote or treatment for Auro-Nintedanib overdose. The highest single dose of nintedanib administered in phase 1 studies was 450 mg once daily. In addition, 2 patients had an overdose of maximum 600 mg bid up to eight days. Observed adverse events were consistent with the known safety profile of nintedanib, i.e. increased liver enzymes and gastrointestinal symptoms. Both patients recovered from these adverse reactions.

In clinical trials in patients with Idiopathic Pulmonary Fibrosis (IPF), one patient was inadvertently exposed to a dose of 600 mg daily for a total of 21 days. A non-serious adverse event (nasopharyngitis) occurred and resolved during the period of incorrect dosing, with no onset of other reported events.

In case of overdose, treatment should be interrupted and general supportive measures initiated as appropriate

For management of a suspected drug overdose, contact your regional poison control centre.

6 DOSAGE FORMS, STRENGTHS, COMPOSITION AND PACKAGING

Table 1 Dosage Forms, Strengths, Composition and Packaging

| Route of Administration | Dosage Form / Strength/Composition | Non-medicinal Ingredients |
|-------------------------|--|---|
| Oral | Soft capsules/ 100 mg, 150 mg (as free base)/ corresponding to 120.40 mg and 180.60 mg nintedanib esylate, respectively. | black ink (Opacode WB Black NS-78-17821), gelatin, glycerol, hard fat, liquid soya lecithin, medium chain triglycerides, red iron oxide, titanium dioxide and yellow iron oxide |

6.1 Physical Characteristics

Table 2 Dosage Form Appearance and Packaging

| Dosage Form/Strength | Appearance | Packaging |
|----------------------|---|---|
| Soft capsules 100 mg | Peach opaque colour oblong shape soft gelatin capsule imprinted in black ink with N100. Containing bright yellow suspension | Cartons of 60 capsules with 6 blister packs of 10 capsules each and HDPE bottles of 60 capsules |
| Soft capsules 150 mg | Brown opaque colour oblong shape soft gelatin capsule imprinted in black ink with N150. Containing bright yellow suspension | Cartons of 60 capsules with 6 blister packs of 10 capsules each and HDPE bottles of 60 capsules |

7. WARNINGS AND PRECAUTIONS

General

Treatment should be initiated and supervised by physicians experienced in the diagnosis and treatment of conditions for which Auro-Nintedanib is indicated.

Auro-Nintedanib should be taken with food to reduce the incidence of gastrointestinal effects.

Physicians should monitor patients as frequently as clinically indicated for adverse reactions and according to the instructions of [4 DOSAGE AND ADMINISTRATION](#) and [9 DRUG INTERACTIONS](#). For significant side effects, the treatment of symptoms and dose reduction or interruption of Auro-Nintedanib should be considered. Most adverse events with nintedanib occurred within the first 3 months of initiation and were managed with supportive treatment, dose reduction and/or treatment interruption.

Cardiovascular

Arterial thromboembolic events

Arterial thromboembolic events have been reported in patients taking nintedanib.

In clinical trials in patients with IPF, in which patients with a recent history of myocardial infarction or stroke were excluded, arterial thromboembolic events were reported in 2.5% of patients treated with nintedanib and 0.7% of placebo-treated patients. While adverse events reflecting ischaemic heart disease were balanced between the nintedanib and placebo groups, a higher percentage of patients experienced myocardial infarctions in the nintedanib group (1.6%) compared to the placebo group (0.5%) in the clinical trials.

In the clinical trial in patients with SSc-ILD and the clinical trial in patients with other chronic fibrosing ILDs with a progressive phenotype, no increased rates of arterial thromboembolic events or myocardial infarction were observed in patients treated with nintedanib relative to patients treated with placebo. However, both of these trials excluded patients with significant pulmonary hypertension, and patients with a recent history of severe/uncontrolled hypertension, myocardial infarction, or unstable cardiac angina. Arterial thromboembolic events and myocardial infarction were reported in <1% of patients in each treatment group in both of these clinical trials.

Use caution when treating patients at higher cardiovascular risk including known coronary artery

disease. Treatment interruption should be considered in patients who develop signs or symptoms of acute myocardial ischemia.

Venous thromboembolism

Based on the mechanism of action of nintedanib, patients might have potential for an increased risk of thromboembolic events. In the clinical trials, no increased risk of venous thromboembolism was observed in nintedanib treated patients.

Hypertension

Treatment with Auro-Nintedanib may increase blood pressure. In the clinical trial in patients with SSc-ILD hypertension was more common in the nintedanib group (4.9%) than in the placebo group (1.7%). Systemic blood pressure should be measured periodically and as clinically indicated.

The use of VEGFR inhibitors may promote the formation of aneurysm and/or artery dissection. Serious cases of artery dissection have been reported in patients using VEGFR TKIs, including nintedanib. Before initiating Auro-Nintedanib, this risk should be carefully considered in patients with risk factors such as poorly controlled hypertension or a history of aneurysm.

Pulmonary Hypertension

In clinical trials of patients with SSc-ILD, patients with significant pulmonary hypertension were excluded from the study. Use Auro-Nintedanib in patients with clinically significant pulmonary hypertension only if the anticipated benefit outweighs the potential risk.

Endocrine and Metabolism

In the clinical trial in patients with other chronic fibrosing ILDs with a progressive phenotype, weight loss has been reported in 12% versus 3% of patients treated with nintedanib and placebo, respectively. Physicians should monitor patients' weight, and when appropriate, encourage increased caloric intake if weight loss is considered to be of clinical significance.

Gastrointestinal

Diarrhea

In the clinical trials, diarrhea was the most frequent gastrointestinal event reported. In most patients, the event was of mild to moderate intensity and occurred within the first 3 months of treatment.

Diarrhea led to discontinuation in 5% of the patients treated with nintedanib compared to less than 1% of placebo-treated patients (see [8 ADVERSE REACTIONS](#)). In the clinical trial in patients with SSc-ILD, diarrhea was reported in 76% versus 32% of patients treated with nintedanib and placebo, respectively. Diarrhea led to permanent dose reduction in 22% of patients treated with nintedanib compared to 1% of placebo-treated patients. Diarrhea led to discontinuation in 7% of the patients treated with nintedanib compared to 0.3% of placebo-treated patients (see [8 ADVERSE REACTIONS](#)). In the clinical trial in patients with other chronic fibrosing ILDs with a progressive phenotype, diarrhea was reported in 66.9% versus 23.9% of patients treated with nintedanib and placebo, respectively. Diarrhea led to dose reduction in 16.0% of the patients treated with nintedanib and 0.9% of patients treated with placebo; and to discontinuation in 5.7% of the patients treated with nintedanib and 0.3% of patients treated with placebo (see [8 ADVERSE REACTIONS](#)).

Diarrhea should be treated at first signs with adequate hydration and anti-diarrheal medication (e.g., loperamide) and may require dose reduction or treatment interruption. Auro-Nintedanib treatment may be resumed at a reduced dose (100 mg twice daily) or at the full recommended dose (150 mg twice daily). If severe diarrhea persists despite symptomatic treatment, treatment with Auro-Nintedanib should be discontinued.

Nausea and vomiting

Nausea and vomiting were frequently reported adverse events (see [8 ADVERSE REACTIONS](#)). In most patients with nausea and vomiting, the event was of mild to moderate intensity. In clinical trials, nausea or vomiting infrequently led to discontinuation of treatment with nintedanib.

If symptoms persist despite appropriate supportive care (including anti-emetic therapy), dose reduction or treatment interruption may be required. The treatment may be resumed at a reduced dose (100 mg twice daily) or at the full recommended dose (150 mg twice daily). If severe nausea or vomiting persists despite symptomatic treatment, discontinue treatment with Auro-Nintedanib.

Diarrhea and vomiting may lead to dehydration with or without electrolyte disturbances which may progress to renal function impairment.

Gastrointestinal perforations and ischaemic colitis

Due to the mechanism of action of nintedanib, patients might have an increased risk of gastrointestinal perforation. In clinical trials in patients with IPF, gastrointestinal perforations were reported in 0.3% (2 cases, both serious) of patients treated with nintedanib compared to 0 cases in placebo-treated patients. In the clinical trial in patients with SSc-ILD and the clinical trial in patients with other chronic fibrosing ILDs with a progressive phenotype, no gastrointestinal perforation was reported in patients treated with nintedanib or in placebo-treated patients. Cases of gastrointestinal perforations and cases of ischaemic colitis, have been reported in the post-marketing period, many of them were serious and some have resulted in fatal outcomes, although a definitive causal relationship to nintedanib has not been established.

Particular caution should be exercised when treating patients with previous abdominal surgery, a recent history of hollow organ perforation, previous history of peptic ulceration, diverticular disease, or receiving concomitant corticosteroids or NSAIDs. Auro-Nintedanib should only be initiated at least 4 weeks after abdominal surgery. **Only use Auro-Nintedanib in patients with a known risk of gastrointestinal perforation if the anticipated benefit outweighs the potential risk. Therapy with Auro-Nintedanib should be permanently discontinued in patients who develop gastrointestinal perforation or ischaemic colitis. Exceptionally, Auro-Nintedanib can be reintroduced after complete resolution of ischaemic colitis and careful assessment of patient's condition and other risk factors.**

Hematologic

Based on the mechanism of action of nintedanib, vascular endothelial growth factor receptor (VEGFR) inhibition, Auro-Nintedanib increases the risk of bleeding. Monitor patients on full anticoagulation therapy closely for bleeding and adjust anticoagulation treatment as necessary.

In the clinical trial in patients with SSc-ILD, bleeding was reported in 11% of patients treated with Auro-Nintedanib Capsules 100 mg and 150 mg

nintedanib and 8% of patients treated with placebo. In the clinical trial in patients with other chronic fibrosing ILDs with a progressive phenotype, bleeding events were reported in 11% of patients treated with nintedanib and in 13% of patients treated with placebo. In clinical trials, non-serious epistaxis was the most frequent bleeding event reported. Most bleeding events were reported as non-serious. The most frequently reported bleeding AEs involved the respiratory and gastrointestinal systems such as epistaxis, and rectal bleeding. In the clinical trial in patients with SSc-ILD, serious bleeding events occurred with low frequencies in both treatment groups (nintedanib 1.4%, placebo 0.7%).

Serious and fatal bleeding events have been reported in clinical trials and post-marketing surveillance systems. **Use Auro-Nintedanib in patients with known risk of bleeding (e.g. patients with inherited predisposition to bleeding or patients receiving a full dose of anticoagulative treatment) only if the anticipated benefit outweighs the potential risk.**

Hepatic/Biliary/Pancreatic

The safety and efficacy of nintedanib have not been studied in patients with moderate (Child Pugh B) or severe (Child Pugh C) hepatic impairment. Therefore, treatment with Auro-Nintedanib is not recommended in such patients (see [10.3 Pharmacokinetics](#)).

A pharmacokinetics study showed that both AUC and C_{max} were 2.2-fold higher in subjects with mild hepatic impairment (Child-Pugh A) (AUC: 90% CI: 1.2 – 3.8 and C_{max}: 90% CI: 1.3 – 3.7). Based on increased exposure, the risk for adverse events may be increased in patients with mild hepatic impairment (Child Pugh A). Patients with mild hepatic impairment (Child Pugh A) should be treated with a reduced dose of Auro-Nintedanib (see [4 DOSAGE AND ADMINISTRATION](#) and [10.3 Pharmacokinetics](#)). However, this PK study showed that AUC was 8.7-fold (90% CI: 5.7 – 13.1) and C_{max} was 7.6-fold (90% CI: 4.4 – 13.2) higher in subjects with moderate hepatic impairment (Child-Pugh B) when compared with the respective matched healthy subjects.

Drug-Induced Liver Injury (DILI)

Cases of drug-induced liver injury have been observed with nintedanib treatment in both clinical trials and post-marketing surveillance database. In the post-marketing period, non-serious and serious cases of drug-induced liver injury, including severe liver injury with fatal outcome, have been reported. In the clinical trial in patients with SSc-ILD, drug-induced liver injury has been reported with equal frequency (0.3%) in patients treated with nintedanib and placebo. In the clinical trial in patients with other chronic fibrosing ILDs with a progressive phenotype, drug induced liver injury has been reported in 1.8% versus 0% of patients treated with nintedanib and placebo, respectively.

Liver Enzyme Elevations

In clinical trials, administration of nintedanib was associated with elevations of liver enzymes (ALT, AST, ALKP, GGT) and bilirubin. In the SSc-ILD trial, a maximum ALT and/or AST $\geq 3x$ upper limit of normal (ULN) was observed for 4.9% of patients in the nintedanib group and for 0.7% of patients in the placebo group.

Patients with low body weight (< 65 kg), Asian and female patients have a higher risk of elevations in liver enzymes. Nintedanib exposure increased linearly with patient age, which may also result in a higher risk of developing liver enzyme elevations. Close monitoring is recommended in patients with these risk factors.

Monitoring Liver Function

The majority of hepatic events occur within the first three months of treatment. In the majority of cases, elevations of liver enzymes (ALT, AST, ALKP, gamma-glutamyl-transferase (GGT)) and bilirubin were reversible upon dose reduction or treatment interruption. Therefore, hepatic transaminase and bilirubin levels should be investigated just before initiation of treatment with Auro-Nintedanib, then at regular intervals (monthly) during the first three months of treatment and periodically thereafter (e.g. at each patient visit) or as clinically indicated (see Monitoring and Laboratory Tests). Conduct liver function tests promptly in patients who report symptoms that may indicate liver injury, including fatigue, anorexia, right upper abdominal discomfort, dark urine or jaundice. Dosage modifications or interruption may be necessary (see [4.2 Recommended Dose And Dosage Adjustment](#)).

Monitoring and Laboratory Tests

Hepatic transaminase and bilirubin levels should be investigated just before initiation of treatment with Auro-Nintedanib, then at regular intervals (monthly) during the first three months of treatment, periodically thereafter (e.g. at each patient visit) or as clinically indicated. Conduct liver function tests promptly in patients who report symptoms that may indicate liver injury, including fatigue, anorexia, right upper abdominal discomfort, dark urine or jaundice. Dosage modifications or interruption may be necessary (See [7 WARNINGS AND PRECAUTIONS, Hepatic/Biliary/Pancreatic section and 4 DOSAGE AND ADMINISTRATION](#)).

Peri-Operative Considerations

Based on the mechanism of action, nintedanib may impair wound healing. No increased frequency of impaired wound healing was observed in the clinical trials. No dedicated studies investigating the effect of nintedanib on wound healing were performed. Treatment with Auro-Nintedanib should therefore only be initiated or, in case of perioperative interruption, resumed based on clinical judgement of adequate wound healing.

Renal

Less than 1% of a single dose of nintedanib is excreted via the kidney (see [10.3 Pharmacokinetics](#)). Adjustment of the recommended dose (150 mg twice daily) in patients with mild to moderate renal impairment is not required. The safety, efficacy, and pharmacokinetics of nintedanib have not been studied in patients with severe renal impairment (<30 ml/min CrCL).

Very few cases of nephrotic range proteinuria have been reported post-marketing. Histological findings in individual cases were consistent with glomerular microangiopathy with or without renal thrombi. Reversal of symptoms has been observed after nintedanib was discontinued. Treatment interruption should be considered in patients who develop signs or symptoms of nephrotic syndrome

Reproductive Health: Female and Male Potential

• **Fertility**

Based on preclinical investigations, there is no evidence for impairment of male fertility in rats (see [16 NON-CLINICAL TOXICOLOGY](#)). In rats, nintedanib reduced female fertility at exposure levels approximately 3 times the maximum recommended human dose (MRHD) of 150 mg twice daily (on an AUC basis at an oral dose of 100 mg/kg/day). Effects included increases in resorption and post-implantation loss, and a decrease in gestation index. Changes in the number and size of corpora lutea in the ovaries were observed in chronic toxicity studies in rats and mice. An increase in the number of

females with resorptions was only observed at exposures approximately equal to the MRHD (on an AUC basis at an oral dose of 20 mg/kg/day) (see [16 NON-CLINICAL TOXICOLOGY](#)).

- **Teratogenic Risk**

Pre-clinical studies have shown that nintedanib is teratogenic and embryo-fetocidal in rats and rabbits (see [16 NON-CLINICAL TOXICOLOGY](#)). There is no information on the use of Auro-Nintedanib in pregnant women.

Auro-Nintedanib may cause fetal harm (see [2 CONTRAINDICATIONS](#) and [16 NON-CLINICAL TOXICOLOGY](#)) therefore, the use of Auro-Nintedanib is contraindicated during pregnancy. Women of childbearing potential should be advised to avoid becoming pregnant while receiving treatment with Auro-Nintedanib and to use highly effective contraceptive methods at initiation of, during Auro-Nintedanib treatment and for at least 3 months after the last dose of Auro-Nintedanib. Nintedanib does not relevantly affect plasma exposure of oral contraceptive containing ethinyl estradiol and levonorgestrel in patients with SSc-ILD (see [10.3 Pharmacokinetics](#)). However, the efficacy of oral hormonal contraceptives may be compromised by vomiting and/or diarrhea or other conditions where the absorption may be reduced. Women taking oral contraceptives experiencing these conditions should be advised to use an alternative highly effective contraceptive measure.

7.1 Special Populations

7.1.1 Pregnant Women

Use of Auro-Nintedanib is contraindicated during pregnancy (see [2 CONTRAINDICATIONS](#)). Auro-Nintedanib may cause fetal harm when administered to pregnant women, therefore treatment with Auro-Nintedanib must not be initiated during pregnancy and pregnancy testing must be conducted prior to initiating treatment with Auro-Nintedanib and during treatment as appropriate. If the patient becomes pregnant while receiving Auro-Nintedanib, the treatment must be discontinued and the patient should be apprised of the potential hazard to the fetus.

7.1.2 Breast-feeding

It is not known if nintedanib or its metabolites are excreted in human milk. Pre-clinical studies showed that small amounts of nintedanib and its metabolites ($\leq 0.5\%$ of the administered dose) were secreted into milk of lactating rats.

Risk to the nursing infant cannot be excluded. A decision must be made whether to discontinue breast-feeding or to discontinue treatment with Auro-Nintedanib, taking into account the benefits of breast-feeding for the child and of Auro-Nintedanib treatment for the mother.

7.1.3 Pediatrics

Pediatrics (<18 years of age): The safety and efficacy of nintedanib in pediatric patients have not been studied in clinical trials. Toxicology studies in rodents showed hypertrophy of epiphyseal growth plates and abnormalities in growing incisors (see [16 NON-CLINICAL TOXICOLOGY](#)). Auro-Nintedanib is not recommended for use in children and adolescents.

7.1.4 Geriatrics

Geriatrics (>65 years of age): No overall differences in safety and efficacy were observed for elderly patients compared to patients aged 65 years or younger. No adjustment of the recommended dose (150 mg twice daily) is required on the basis of a patient's age (see [10.3 Pharmacokinetics](#)).

8 ADVERSE REACTIONS

8.1 Adverse Reaction Overview

Physicians should advise patients of the following potential adverse drug reactions:

- Gastrointestinal Disorders: diarrhea (very common $\geq 10\%$), nausea (very common $\geq 10\%$) and vomiting (very common $\geq 10\%$)
- Liver Enzyme and Bilirubin Elevations (very common $\geq 10\%$)
- Risk of bleeding (common $\geq 1\%$ to $< 10\%$)

Most gastrointestinal adverse events with nintedanib were managed with supportive treatment, dose reduction and/or treatment interruption. For the management of selected adverse reactions, please also refer to [7 WARNINGS AND PRECAUTIONS](#).

8.2 Clinical Trial Adverse Reactions

Clinical trials are conducted under very specific conditions. The adverse reaction rates observed in the clinical trials; therefore, may not reflect the rates observed in practice and should not be compared to the rates in the clinical trials of another drug. Adverse reaction information from clinical trials may be useful in identifying and approximating rates of adverse drug reactions in real-world use.

Nintedanib has been studied in clinical trials of 576 patients suffering from SSc-ILD and 663 patients with other chronic fibrosing ILDs with a progressive phenotype.

Systemic Sclerosis associated Interstitial Lung Disease (SSc-ILD)

The following safety data are based on a phase 3, randomized, double-blind, placebo-controlled study in 576 patients with SSc-ILD comparing treatment with nintedanib 150 mg twice daily to placebo for at least 52 weeks (1199.214). Individual patients were treated for up to 100 weeks.

Adverse Events Leading to Discontinuation of Study Medication in trial 1199.214

Adverse reactions leading to discontinuation were reported in 16% of nintedanib -treated patients and 9% of placebo-treated patients. The most frequent adverse reactions that led to discontinuation in nintedanib-treated patients were diarrhea (6.9% nintedanib vs. 0.3% placebo), nausea (2.1% nintedanib vs. 0 placebo), vomiting (1.4% nintedanib vs. 0.3% placebo), and abdominal pain (1% nintedanib vs. 0.3% placebo).

Adverse Events Leading to Permanent Dose Reduction in trial 1199.214

Adverse reactions leading to permanent dose reductions were reported in 34% of nintedanib -treated patients and 4% of placebo-treated patients. The most frequent adverse reaction that led to permanent

dose reduction in the patients treated with nintedanib was diarrhea (22.2% nintedanib vs. 1.0% placebo), nausea (2.1% nintedanib vs. 0 placebo), vomiting (2.1% nintedanib vs. 0 placebo), and alanine aminotransferase increased (1.4% nintedanib vs. 0 placebo). All reactions were reversible after dose reduction or discontinuation.

Serious Adverse Events

The most frequent serious adverse events reported in patients treated with nintedanib, were worsening of interstitial lung disease (4.5% in both treatment groups) and pneumonia (2.8% nintedanib vs. 0.3% placebo). Within 52 weeks, 5 patients treated with nintedanib (1.7%) and 4 patients treated with placebo (1.4%) died. There was no pattern among adverse events leading to death in either treatment arm.

The most common adverse reactions with an incidence of >3% in nintedanib-treated patients and more commonly than in placebo are listed in Table 3.

Table 3 Adverse events occurring in >3% of patients treated with nintedanib and more frequently than with placebo by > 1.5%, by SOC and preferred term, sorted by frequency in the nintedanib 150 mg group in trial 1199.214

| System organ class/ Preferred term | Placebo N (%) | Nintedanib 150 mg bid N (%) |
|---|---------------|--------------------------------|
| Patients | 288 (100) | 288 (100) |
| Patient with any AE | 276 (96) | 283 (98) |
| Gastrointestinal disorders | | |
| Diarrhea | 91 (31.6) | 218 (75.7) |
| Nausea | 39 (13.5) | 91 (31.6) |
| Vomiting | 30 (10.4) | 71 (24.7) |
| Abdominal pain ^a | 32 (11.1) | 53 (18.4) |
| Infections and Infestations | | |
| Pneumonia | 6 (2.1) | 12 (4.2) |
| Investigations | | |
| Weight decreased | 12 (4.2) | 34 (11.8) |
| Liver enzyme elevation ^b | 9 (3.1) | 38 (13.2) |
| Metabolism and nutrition disorders | | |
| Decreased appetite | 12 (4.2) | 24 (9.4) |
| Musculoskeletal and connective tissue disorders | | |
| Musculoskeletal pain | 4 (1.4) | 11 (3.8) |
| Vascular disorders | | |
| Hypertension ^c | 5 (1.7) | 14 (4.9) |
| General disorders | | |
| Fatigue | 20 (6.9) | 31 (10.8) |
| Nervous system disorders | | |
| Dizziness | 12 (4.2) | 17 (5.9) |

^a Includes abdominal pain, abdominal pain upper, abdominal pain lower, and esophageal pain.

^b Includes alanine aminotransferase increased, gamma-glutamyl transferase increased, aspartate

aminotransferase increased, hepatic enzyme increased, blood alkaline phosphatase increased, transaminase increased, and hepatic function abnormal.

^c Includes hypertension, blood pressure increased, and hypertensive crisis.

Other Chronic Fibrosing Interstitial Lung Diseases (ILDs) with a Progressive Phenotype (PF-ILD)

The following safety data are based on a phase 3, randomized, double-blind, placebo-controlled study in 663 patients with other chronic fibrosing ILDs with a progressive phenotype comparing treatment with nintedanib 150 mg twice daily to placebo for at least 52 weeks.

Common adverse events in 1199.247, i.e. those that occurred in >3% of patients treated with nintedanib and more frequently than with placebo by $\geq 1.5\%$ are shown in Table 4.

Table 4 Adverse events occurring in >3% of patients treated with nintedanib and more frequently than with placebo by > 1.5%, by SOC and preferred term, sorted by frequency in the nintedanib 150 mg group in trial 1199.247

| System organ class/ Preferred term | Placebo N (%) | Nintedanib 150 mg bid N (%) |
|---|--------------------------|--|
| Patients | 331 (100.0) | 332 (100.0) |
| Patients with any AE | | |
| Gastrointestinal disorders | | |
| Diarrhea | 79 (23.9) | 222 (66.9) |
| Nausea | 31 (9.4) | 96 (28.9) |
| Vomiting | 17 (5.1) | 61 (18.4) |
| Abdominal pain ^a | 16 (4.8) | 60 (18.1) |
| Gastroesophageal reflux disease | 6 (1.8) | 13 (3.9) |
| Hepatobiliary disorders | | |
| Liver enzyme elevations ^b | 19 (5.7) | 75 (22.6) |
| Metabolism and nutrition disorders | | |
| Decreased appetite | 17 (5.1) | 48 (14.5) |
| Investigations | | |
| Weight decreased | 11 (3.3) | 41 (12.3) |
| Nervous system disorders | | |
| Headache | 23 (6.9) | 35 (10.5) |
| Infections and Infestations | | |
| Urinary tract infection | 13 (3.9) | 20 (6.0) |

^a Includes abdominal pain, abdominal pain upper, abdominal pain lower.

^b Includes alanine aminotransferase increased, aspartate aminotransferase increased, gamma - glutamyl transferase increased, hepatic enzyme increased, blood alkaline phosphatase increased,

transaminase increased, hypertransaminasemia and hepatic function abnormal.

In addition, hypertension was reported in 5% of patients in both treatment groups.

Adverse Events leading to Discontinuation of Study Medication in trial 1199.247

Adverse events leading to discontinuation were reported in 20% of nintedanib-treated patients and 10% of placebo-treated patients. The most frequent adverse reaction that led to discontinuation in nintedanib-treated patients was diarrhea (6%).

Adverse Events Leading to Dose Reduction in trial 1199.247

Adverse events leading to dose reductions were reported in 33% of nintedanib-treated patients and 4% of placebo-treated patients. The most frequent adverse reaction that led to dose reduction in the patients treated with nintedanib was diarrhea (16%).

Serious Adverse Events

Within 52 weeks, the frequency of patients with serious adverse events was similar between the nintedanib and placebo treatment groups. The most frequent serious adverse event reported in patients treated with nintedanib, more than placebo, was pneumonia (4% vs. 3%). Adverse events leading to death were reported less frequently in patients treated with nintedanib compared with placebo (3% versus 5%, respectively). The difference between treatment groups was driven by death related to the respiratory system. No further pattern was identified in the adverse events leading to death.

8.3 Less Common Clinical Trial Adverse Drug Reactions

Less Common Clinical Trial Adverse Drug Reactions (<3%) in trials 1199.32 and 1199.34 Hepatobiliary Disorders: hyperbilirubinemia

Less Common Clinical Trial Adverse Drug Reactions (<3%) in trial 1199.214

Skin and subcutaneous tissue disorders: alopecia (studies in patients with SSc-ILD: 1%)

Less Common Clinical Trial Adverse Drug Reactions (<3%) in trial 1199.247

Hepatobiliary Disorders: hyperbilirubinemia

Skin and subcutaneous disorders: alopecia (study in patients with other chronic fibrosing ILDs with a progressive phenotype: 2%)

8.5 Post-Market Adverse Reactions

The following additional adverse reactions have been identified during post-approval use of nintedanib. Because these reactions are reported voluntarily from a population of uncertain size, it is not always possible to reliably estimate their frequency or establish a causal relationship to drug exposure.

Blood and lymphatic system disorders: Thrombocytopenia

Gastrointestinal disorders: Pancreatitis

Hepatobiliary Disorders: Drug-induced liver injury

Renal and urinary disorders: Proteinuria

Skin and subcutaneous tissue disorders: Rash, pruritus

Vascular disorders: Non-serious and serious bleeding events (involving different organ systems including gastrointestinal, respiratory and central nervous organ systems), some of which were fatal. Aneurysms and artery dissections.

9 DRUG INTERACTIONS

9.2 Drug Interactions Overview

Nintedanib is a substrate of P-gp and to a minor extent CYP3A4 (see [10.3 Pharmacokinetics](#)). Nintedanib and its metabolites, the free acid moiety BIBF 1202 and its glucuronide BIBF 1202 glucuronide, did not inhibit or induce CYP enzymes in preclinical studies.

Co-administration with the potent P-gp and CYP3A4 inhibitor ketoconazole increased exposure to nintedanib by 1.61 fold for AUC and by 1.83 fold for C_{max} in a drug-drug interaction study. Concomitant use of P-gp and CYP3A4 inhibitors with nintedanib may increase exposure to nintedanib.

Co-administration with the potent P-gp and CYP3A4 inducer rifampicin decreased exposure to nintedanib to 50 % based on AUC and to 60 % based on C_{max}.

9.3 Drug-Behavioural Interactions

Effects on ability to drive and use machines

No studies of the effects on the ability to drive and use machines have been performed.

Patients should be advised to be cautious when driving or using machines during treatment with Auro-Nintedanib.

9.4 Drug-Drug Interactions

The drugs listed in this table are based on either drug interaction case reports or studies, or potential interactions due to the expected magnitude and seriousness of the interaction (i.e., those identified as contraindicated).

Table 5 **Established or Potential Drug-Drug Interactions**

| Nintedanib | Source of Evidence | Effect | Clinical comment |
|---|---------------------------|--|---|
| <u>Inhibitors of P-gp and CYP3A4</u> ketoconazole or erythromycin | CT | Co-administration with the potent P-gp and CYP 3A4 inhibitor ketoconazole increased exposure to nintedanib. If co-administered with nintedanib, potent P-gp and CYP 3A4 inhibitors (e.g. ketoconazole or erythromycin) may increase exposure to nintedanib. | In such cases, patients should be monitored closely for tolerability of nintedanib. Management of side effects may require interruption, dose reduction, or discontinuation of therapy with Auro-Nintedanib (see 4 DOSAGE AND ADMINISTRATION). |
| <u>Inducers of P-gp and CYP3A4</u> rifampicin, carbamazepine, phenytoin, and St. John's Wort | CT | Co-administration with the potent P-gp and CYP 3A4 inducer rifampicin decreased exposure to nintedanib. Potent P-gp and CYP 3A4 inducers (e.g. rifampicin, carbamazepine, phenytoin, and St. John's Wort) may decrease exposure to nintedanib. | Co-administration with Auro-Nintedanib should be carefully considered. Selection of an alternate concomitant medication with no or minimal P-gp induction potential should be considered. |

Legend: CT = Clinical Trial

Bosentan

Co-administration of nintedanib with bosentan did not alter the pharmacokinetics of nintedanib (see [10.3 Pharmacokinetics](#)).

Hormonal contraceptives

Co-administration of nintedanib with oral hormonal contraceptives did not alter the pharmacokinetics of oral hormonal contraceptives to a relevant extent (see [10.3 Pharmacokinetics](#)).

9.5 Drug-Food Interactions

Auro-Nintedanib is recommended to be taken with food (see [4 DOSAGE AND ADMINISTRATION](#) and [10.3 Pharmacokinetics](#)).

Grapefruit juice contains one or more components that moderately inhibit CYP3A and P-gp and its co-administration may increase plasma concentrations of nintedanib. Food containing grapefruit or Seville oranges should be avoided during treatment with Auro-Nintedanib.

9.6 Drug-Herb Interactions

St. John's Wort is a potent inducer of CYP 3A4. Co-administration may decrease exposure to nintedanib.

9.7 Drug-Laboratory Test Interactions

Interactions with laboratory tests have not been established.

10. CLINICAL PHARMACOLOGY

10.1 Mechanism of Action

Nintedanib is a small molecule that inhibits multiple receptor tyrosine kinases including: platelet-derived growth factor receptor (PDGFR) α and β , fibroblast growth factor receptor (FGFR) 1-3, vascular endothelial growth factor receptor (VEGFR) 1-3 and colony stimulating factor 1 receptor (CSF1R). In addition, nintedanib inhibits non-receptor tyrosine kinases including: Lck, Lyn, and Src kinases. Nintedanib binds competitively to the ATP binding pocket of these kinases and blocks the intracellular signalling cascades, which have been demonstrated to be involved in the pathogenesis of fibrotic tissue remodeling in interstitial lung diseases. In *in vivo* studies, nintedanib was shown to have potent anti-fibrotic and anti-inflammatory activity.

10.2 Pharmacodynamics

Nintedanib exerted anti-inflammatory and anti-fibrotic activity in three animal models of bleomycin- or silica-induced pulmonary fibrosis. Anti-inflammatory activity was demonstrated by reduced lymphocytes and neutrophils in the Broncho alveolar lavage, by attenuated interleukin (IL)-1 β , IL-6, CXCL1/KC levels in lung tissue and by reduced inflammatory scores in lung histology. Anti-fibrotic activity was shown by reduced procollagen-1 mRNA expression and total collagen and tissue inhibitor of metalloproteinase 1 levels in lung tissue and reduced fibrotic scores in lung histology.

With respect to safety, there seemed to be a weak relationship between nintedanib plasma exposure and ALT and/or AST elevations. Actual administered dose might be the better predictor for the risk of developing diarrhea of any intensity, even if plasma exposure as risk determining factor could not be ruled out (see [7 WARNINGS AND PRECAUTIONS](#)).

QT interval

In a dedicated study in renal cell cancer patients, QT/QTc measurements were recorded and showed that a single oral dose of 200 mg nintedanib as well as multiple oral doses of 200 mg nintedanib administered twice daily for 15 days did not prolong the QTcF interval.

10.3 Pharmacokinetics

The pharmacokinetics (PK) of nintedanib can be considered linear with respect to time (i.e. single-dose data can be extrapolated to multiple-dose data) and dose. Accumulation upon multiple administrations was 1.04-fold for C_{max} and 1.38-fold for AUC_t. Nintedanib trough concentrations remained stable for more than one year.

Table 6 Summary of nintedanib Pharmacokinetic Parameters after single oral administration of 150 mg nintedanib to healthy volunteers (n=26)

| | C _{max} [ng/mL] | T _{max} ¹ [h] | AUC _{0-∞} [ng.h/mL] |
|---------------|-----------------------------|-----------------------------------|---------------------------------|
| g mean | 22.1 | 3.00 | 183 |
| %gCV | 51.8 | 0.500-6.00 | 36.1 |

¹ median and range

Absorption

Nintedanib reached maximum plasma concentrations approximately 2-4 hours after oral administration

as soft gelatin capsule under fed conditions (range 0.5-8 hours). The absolute bioavailability of a 100 mg dose was 4.7% in healthy volunteers. Absorption and bioavailability are decreased by transporter effects and substantial first-pass metabolism.

Steady state plasma concentrations were achieved within one week of dosing at the latest. Although the impact of food on the extent of nintedanib absorption is variable, when administered after food intake, nintedanib exposure generally increased by 20-50% compared to administration under fasted conditions and absorption was delayed (median T_{max} fasted: 2 hours; fed: 3.98 hours).

Distribution

Nintedanib follows at least bi-phasic disposition kinetics. After intravenous infusion, a high volume of distribution (V_{ss}: 1050 L, 45.0% gCV) was observed.

The *in vitro* protein binding of nintedanib in human plasma was high, with a bound fraction of 97.8%. Serum albumin is considered to be the major binding protein. Nintedanib is preferentially distributed in plasma with a blood to plasma ratio of 0.87.

Metabolism

The prevalent metabolic reaction for nintedanib is hydrolytic cleavage by esterases resulting in the free acid moiety BIBF 1202. BIBF 1202 is subsequently glucuronidated by UGT enzymes, namely UGT 1A1, UGT 1A7, UGT 1A8, and UGT 1A10 to BIBF 1202 glucuronide.

Only a minor extent of the biotransformation of nintedanib consisted of CYP pathways, with CYP 3A4 being the predominant enzyme involved. The major CYP-dependent metabolite could not be detected in plasma in the human ADME study. *In vitro*, CYP-dependent metabolism accounted for about 5% compared to about 25% ester cleavage.

In preclinical *in vivo* experiments, BIBF 1202 did not show efficacy despite its activity at target receptors of the drug.

Elimination

Total plasma clearance after intravenous infusion was high (CL: 1390 mL/min). Urinary excretion of unchanged drug within 48 h was about 0.05% of the dose after oral and about 1.4% of the dose after intravenous administration; the renal clearance was 20 mL/min. The major route of elimination of drug related radioactivity after oral administration of [¹⁴C] nintedanib was via faecal/biliary excretion (93.4% of dose). The contribution of renal excretion to the total clearance was low (0.65% of dose). The overall recovery was considered complete (above 90%) within 4 days after dosing. The terminal half-life of nintedanib was between 10 and 15 hours.

Transport

Nintedanib is a substrate of P-gp. For the interaction potential of nintedanib with this transporter, see [9 DRUG INTERACTIONS](#). Nintedanib was shown not to be a substrate or inhibitor of OATP-1B1, OATP-1B3, OATP-2B1, OCT-2 or MRP-2 *in vitro*. Nintedanib was also not a substrate of BCRP. Only a weak inhibitory potential on OCT-1, BCRP, and P-gp was observed *in vitro* which is considered to be of low clinical relevance. The same applies for nintedanib being a substrate of OCT-1.

Exposure-response relationship

In exploratory pharmacokinetic (PK)-adverse event analyses based on the phase 2 IPF data, higher exposure to nintedanib tended to be associated with liver enzyme elevations (see [7 WARNINGS AND PRECAUTIONS](#)).

Intrinsic and Extrinsic Factors; Special Populations

The PK properties of nintedanib were similar in healthy volunteers, patients with SSc-ILD and patients with other chronic fibrosing ILDs with a progressive phenotype. Based on results of a Population PK analysis and descriptive investigations, moderate effects on exposure to nintedanib by age, body weight, smoking status and race were observed. Based on the high inter-individual variability of exposure, the observed moderate effects are not sufficient to warrant a dose adjustment (see [7 WARNINGS AND PRECAUTIONS](#)).

Special Populations and Conditions

- **Pediatrics (<18 years of age):** Studies in pediatric populations have not been performed.
- **Geriatrics (>65 years of age):** Exposure to nintedanib increased linearly with age. $AUC_{\tau,ss}$ decreased by 16% for a 45-year old patient (5th percentile) and increased by 13% for a 76-year old patient (95th percentile) relative to a patient with the median age of 62 years. The age range covered by the analysis was 29 to 85 years; approximately 5% of the population was older than 75 years.
- **Ethnic Origin:** The population mean exposure to nintedanib was 33-50% higher in Chinese, Taiwanese, and Indian patients and 16% higher in Japanese patients while it was 16-22% lower in Koreans compared to Caucasians (body weight corrected). Safety data for African American patients is limited.
- **Hepatic Insufficiency:** A dedicated single-dose phase 1 study compared the pharmacokinetics of nintedanib in 8 subjects with mild hepatic impairment (Child Pugh A) and 8 subjects with moderate hepatic impairment (Child Pugh B) to healthy matched control subjects (N=8 per hepatic impairment group). In subjects with mild hepatic impairment, the mean exposure to nintedanib was 2.2-fold higher based on C_{max} (90% CI 1.3 – 3.7) and $AUC_{0-\infty}$ (90% CI 1.2 – 3.8) compared to healthy subjects. In subjects with moderate hepatic impairment, exposure was 7.6-fold higher based on C_{max} (90% CI 4.4 – 13.2) and 8.7-fold higher (90% CI 5.7 – 13.1) based on $AUC_{0-\infty}$ compared to healthy volunteers. Subjects with severe hepatic impairment (Child Pugh C) have not been studied.
- **Renal Insufficiency:** Based on a population PK analysis of data from patients, exposure to nintedanib was not influenced by mild (CrCl: 60 to 90 mL/min) or moderate (CrCl: 30 to 60 mL/min) renal impairment. Data in severe renal impairment (CrCl below 30 mL/min) were limited.
- **Obesity:** An inverse correlation between body weight and exposure to nintedanib was observed. $AUC_{\tau,ss}$ increased by 25% for a 50 kg patient (5th percentile) and decreased by 19% for a 100 kg patient (95th percentile) relative to a patient with the median weight of 71.5 kg.
- **Smokers:** Smoking was associated with a 21% lower exposure to nintedanib compared to ex- and never-smokers. No dose adjustment is warranted.

- **Concomitant Treatment with Bosentan:** Co-administration of nintedanib with bosentan did not alter the pharmacokinetics of nintedanib. In a dedicated pharmacokinetic study, concomitant treatment of nintedanib with bosentan was investigated in healthy volunteers. Subjects received a single dose of 150 mg nintedanib before and after multiple dosing of 125 mg bosentan twice daily at steady state. The adjusted geometric mean ratios and its 90% confidence interval (CI) were 103% (86% - 124%) and 99% (91%- 107%) for C_{max} and AUC_{0-tz} of nintedanib, respectively (n=13).
- **Concomitant Treatment with Oral Hormonal Contraceptives:** In a dedicated pharmacokinetic study, female patients with SSc-ILD received a single dose of a combination of 30 µg ethinylestradiol and 150 µg levonorgestrel before and after twice daily dosing of 150 mg nintedanib for at least 10 days. The adjusted geometric mean ratios (90% confidence interval (CI)) were 117% (108% - 127%; C_{max}) and 101% (93% - 111%; AUC_{0-tz}) for ethinylestradiol and 101% (90% - 113%; C_{max}) and 96% (91% - 102%; AUC_{0-tz}) for levonorgestrel, respectively (n=15), indicating that co-administration of nintedanib has no relevant effect on the plasma exposure of ethinylestradiol and levonorgestrel.

11 STORAGE, STABILITY AND DISPOSAL

Store at 15°C – 30°C. Keep out of the reach and sight of children.

12 SPECIAL HANDLING INSTRUCTIONS

Store in the original package in order to protect from moisture.

The capsule should not be opened or crushed. If contact with the content of the capsule occurs, hands should be washed immediately and thoroughly.

PART II: SCIENTIFIC INFORMATION

13 PHARMACEUTICAL INFORMATION

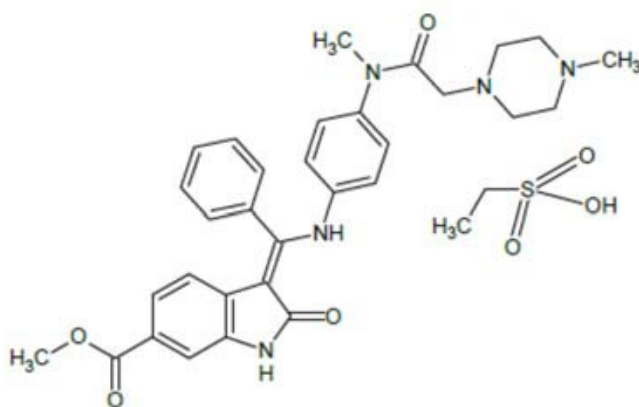
Drug Substance

Proper name: Nintedanib Esylate

Chemical name: CAS Index name: 1H-indole-6-carboxylicacid, 2,3-dihydro-3-[[[4-[methyl[(4-methyl-1-piperazinyl)acetyl]-amino]phenyl]amino]phenylmethylene]-2-oxo-, methyl ester, (3Z)-, ethanesulfonate (1:1)

Molecular formula and molecular mass: C₃₁H₃₃N₅O₄ · C₂H₆O₃S (C₃₃H₃₉N₅O₇S) and 649.76 g/mol (ethanesulfonate salt), 539.62 g/mol (free base)

Structural formula:



Physicochemical properties:

Physical description: bright yellow powder;

Melting Point: No sharp melting point has been observed during experimental analysis, sample decomposes;

Dissociation Constants:

pKa: (Strongest Acidic) - 6.1 (Ref.: ChemAxon)

(Strongest basic) - 15 (Ref.: ChemAxon);

Partition Coefficient: 2.14 (Ref.: ChemAxon)

Solubility Profile: Sparingly soluble in methanol; Very slightly soluble in water; practically insoluble in ethanol and acetone.

14 CLINICAL TRIALS

14.1 Clinical Trials by Indication

Systemic Sclerosis associated Interstitial Lung Disease (SSc-ILD)

Table 7 Summary of patient demographics for clinical trial in SSc-ILD (Study 1199.214)

| Study # | Study design | Dosage, route of administration and duration | Study subjects (n) | Mean age (Standard Deviation (StD)) | Sex |
|----------|---------------------------------------|---|-------------------------------------|-------------------------------------|-------------------------|
| 1199.214 | Multicentre, randomized, double-blind | Eligible patients were randomized in 1:1 ratio to receive nintedanib 150 mg bid or placebo for at least 52 weeks. | Nintedanib: n=288 Placebo: n=288 | 54 (StD 12.2 years) | 25% male and 75% female |

The clinical efficacy of nintedanib has been studied in patients with SSc-ILD in a randomized, double-blind, placebo-controlled phase 3 trial (1199.214). A total of 580 patients were randomized in a 1:1 ratio to treatment with nintedanib (nintedanib) 150 mg bid or placebo twice daily for at least 52 weeks, of which 576 were treated. Randomization was stratified by Antitopoisomerase Antibody status (ATA). Individual patients remained on blinded trial treatment for up to 100 weeks (median nintedanib exposure 15.4 months; mean nintedanib exposure 14.5 months). Dose reduction to 100 mg twice daily and dose interruptions were allowed to manage adverse events. The primary endpoint was the annual rate of decline in Forced Vital Capacity (FVC) over 52 weeks. Key secondary endpoints were change from baseline in modified Rodnan Skin Score (mRSS) at 52 weeks and change from baseline in the St. George's Respiratory Questionnaire (SGRQ) total score at 52 weeks. Mortality over the whole trial was an additional secondary endpoint.

Patients were diagnosed with SSc-ILD based upon the 2013 American College of Rheumatology/European League Against Rheumatism classification criteria for SSc with onset of disease (first non-Raynaud symptom) of less than 7 years and greater than or equal to 10% fibrosis on a chest high resolution computed tomography (HRCT) scan conducted within the previous 12 months. Patients were required to have an FVC \geq 40% of predicted and a DLCO 30- 89% of predicted. Patients with relevant airways obstruction (i.e., pre-bronchodilator FEV1/FVC less than 0.7) or previous or planned hematopoietic stem cell transplant were excluded from the trial. Patients with greater than 1.5 times ULN of ALT, AST, or bilirubin, patients with a known risk or predisposition to bleeding, patients receiving a full dose of anticoagulation treatment, and patients with a recent history of myocardial infarction or stroke were excluded from the study. Patients were excluded if they had significant pulmonary hypertension, more than three digital fingertip ulcers, a history of severe digital necrosis requiring hospitalization, or a history of scleroderma renal crisis. Patients were also excluded if they received other investigational therapy, previous treatment with nintedanib or pirfenidone, azathioprine within 8 weeks prior to randomization, or cyclophosphamide or cyclosporine A within 6 months prior to randomization.

In the overall population, 75% of the patients were female. The mean (standard deviation [SD, Min-Max]) age was 54 (12.2, 20-79) years. Overall, 52% of patients had diffuse cutaneous Systemic Sclerosis (SSc) and 48% had limited cutaneous SSc. The mean (SD) time since first onset of non-Raynaud symptom was 3.49 (1.7) years. 49% of patients were on stable therapy with mycophenolate at baseline (46.5% mycophenolate mofetil, 1.9% mycophenolate sodium, 0.5% mycophenolic acid).

Annual rate of decline in FVC

The annual rate of decline of FVC (in mL) over 52 weeks was significantly reduced by 41 mL in patients receiving nintedanib compared to patients receiving placebo (Table 8) corresponding to a relative treatment effect of 43.8%.

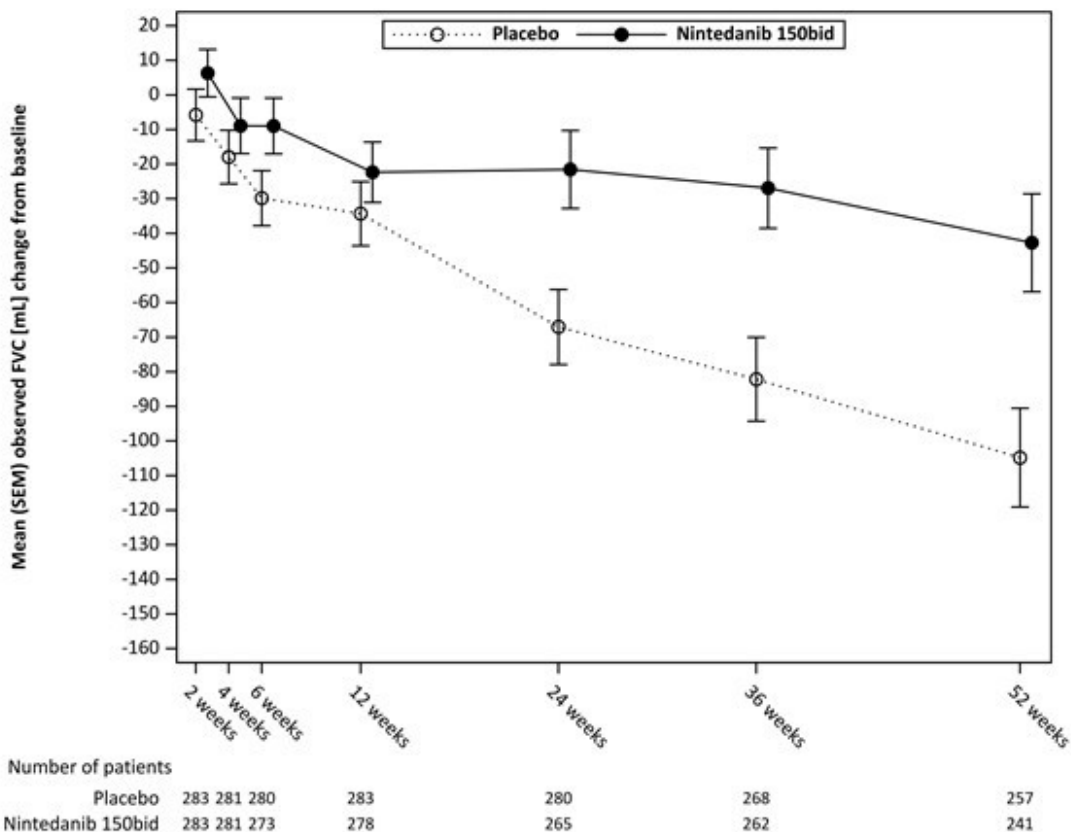
Table 8 Annual rate of decline in FVC (mL) in trial 1199.214 in SSc-ILD

| | Placebo | Nintedanib 150 mg twice daily |
|--|----------------|--------------------------------------|
| Number of analysed patients | 288 | 287 |
| Rate ¹ (SE) of decline over 52 weeks | -93.3 (13.5) | -52.4 (13.8) |
| Comparison vs placebo | | |
| Difference ¹ | | 41.0 |
| 95% CI | | (2.9, 79.0) |
| p-value | | <0.05 |
| ¹ Based on a random coefficient regression with fixed categorical effects of treatment, ATA status, gender, fixed continuous effects of time, baseline FVC [mL], age, height, and including treatment-by-time and baseline-by-time interactions. Random effect was included for patient specific intercept and time. Within-patient errors were modelled by an unstructured variance-covariance matrix. Inter-individual variability was modelled by a variance-components variance-covariance matrix | | |

The effect of nintedanib in reducing the annual rate of decline in FVC was similar across pre-specified sensitivity analyses and no heterogeneity was detected in pre -specified subgroups (e.g. by age, gender, and mycophenolate use at baseline).

The changes from baseline in FVC (mL) over 52 weeks for both treatment groups are shown in Figure 1.

Figure 1 Mean (SEM) observed FVC change from baseline (mL) over 52 weeks, 1199.214



bid = twice daily

The adjusted annual rate of decline in FVC in % predicted over 52 weeks was lower in patients treated with nintedanib (-1.4%) compared with patients treated with placebo (-2.6%). This finding is consistent with that of the primary efficacy endpoint (i.e. the annual rate of decline in FVC in mL over 52 weeks).

Change from baseline in Modified Rodnan Skin Score (mRSS) at week 52

No benefit in mRSS was observed in patients receiving nintedanib. The adjusted mean absolute change from baseline in mRSS at week 52 was comparable between the nintedanib group (-2.17 (95% CI -2.69, -1.65)) and the placebo group (-1.96 (95% CI -2.48, -1.45)). The adjusted mean difference between the treatment groups was -0.21 (95% CI -0.94, 0.53; p = 0.5785).

Change from base line in St. George’s Respiratory Questionnaire (SGRQ) total score at week 52

No benefit in SGRQ total score was observed in patients receiving nintedanib. The adjusted mean absolute change from baseline in SGRQ total score at week 52 was comparable between the nintedanib group (0.81 (95% CI -0.92, 2.55)) and the placebo group (-0.88 (95% CI -2.58, 0.82)). The adjusted mean difference between the treatment groups was 1.69 (95% CI -0.73, 4.12; p = 0.1711).

Survival analysis

No difference in survival was observed in an exploratory analysis of mortality of the whole trial. Mortality over the whole trial was comparable between the nintedanib group (N = 10; 3.5%) and the placebo group (N = 9; 3.1%). The exploratory analysis of time to death over the whole trial resulted in a HR of 1.16 (95% CI 0.47, 2.84; p = 0.7535).

Other Chronic Fibrosing Interstitial Lung Diseases (ILDs) with a Progressive Phenotype (PF-ILD)

Table 9 Summary of patient demographics for clinical trial in PF-ILD (Study 1199.247)

| Study # | Study design | Dosage, route of administration and duration | Study subjects (n) | Mean age (Standard Deviation StD) | Sex |
|----------|---------------------------------------|--|-------------------------------------|-----------------------------------|-------------------------|
| 1199.247 | Multicentre, randomized, double-blind | Eligible patients were randomized in 1:1 ratio to receive nintedanib 150 mg bid or placebo for at least 52 weeks | Nintedanib: n=332 Placebo: n=331 | 65.8 (StD 9.8 years) | 54% male and 46% female |

The clinical efficacy of nintedanib has been studied in patients with other chronic fibrosing ILDs with a progressive phenotype in a randomized, double-blind, placebo-controlled phase 3 trial (1199.247). Patients were randomized in a 1:1 ratio to receive either nintedanib 150 mg twice daily or matching placebo for at least 52-weeks (nintedanib exposure over the whole trial: median 17.4 months; mean 15.6 months). Randomization was stratified based on high resolution computed tomography (HRCT) fibrotic pattern as assessed by central readers: 412 patients with UIP-like HRCT pattern and 251 patients with other HRCT fibrotic patterns were randomized. There were 2 co-primary populations defined for the analyses in this trial: all patients (the overall population) and patients with HRCT with UIP-like HRCT fibrotic pattern.

Patients with other HRCT fibrotic patterns represented the “complementary” population.

The primary endpoint was the annual rate of decline in FVC (in mL) over 52 weeks. Main secondary endpoints were absolute change from baseline in King's Brief Interstitial Lung Disease Questionnaire (K-BILD) total score at Week 52, time to first acute ILD exacerbation or death over 52 weeks, and time to death over 52 weeks.

Patients with a clinical diagnosis of a chronic fibrosing ILD were selected if they had relevant fibrosis (greater than 10% fibrotic features) on HRCT and presented with clinical signs of progression (defined as FVC decline $\geq 10\%$, FVC decline $\geq 5\%$ and $<10\%$ with worsening symptoms or increased fibrotic changes on chest imaging, or worsening symptoms and increased fibrotic changes on chest imaging, all in the 24 months prior to screening). Patients were required to have an FVC greater than or equal to 45% of predicted and a DLCO 30-80% of predicted. Patients with IPF, relevant airways obstruction (i.e., pre-bronchodilator FEV1/FVC less than 0.7), or significant pulmonary hypertension were excluded from the trial. Patients with greater than 1.5 times ULN of ALT, AST, or bilirubin, patients with a known risk or predisposition to bleeding, patients receiving a full dose of anticoagulation treatment, and patients with a recent history of myocardial infarction or stroke were excluded. Patients were also excluded if they received other investigational therapy, previous treatment with nintedanib or pirfenidone, azathioprine, cyclosporine, mycophenolate mofetil, tacrolimus, oral corticosteroids greater than 20 mg/day, or the combination of oral corticosteroids + azathioprine + n-acetylcysteine within 4 weeks of randomization, cyclophosphamide within 8 weeks prior to randomization, or rituximab within 6 months.

The majority of patients were Caucasian (74%) or Asian (25%). Patients were mostly male (54%) and had a mean age of 66 years and a mean FVC percent predicted of 69%. The underlying clinical ILD diagnoses in groups represented in the trial were hypersensitivity pneumonitis (26%), autoimmune ILDs (26%), idiopathic nonspecific interstitial pneumonia (19%), unclassifiable idiopathic interstitial pneumonia (17%), and other ILDs (12%).

Annual rate of decline in FVC

The annual rate of decline in FVC (in mL) over 52 weeks was significantly reduced by 107.0 mL in patients receiving nintedanib compared to patients receiving placebo (Table 13) corresponding to a relative treatment effect of 57.0%. Similar results were observed in the co-primary population of patients with HRCT with UIP-like fibrotic pattern with a difference between treatment groups of 128.2 mL/year. Further, the treatment effect was consistent in the complementary population of patients with other HRCT fibrotic patterns.

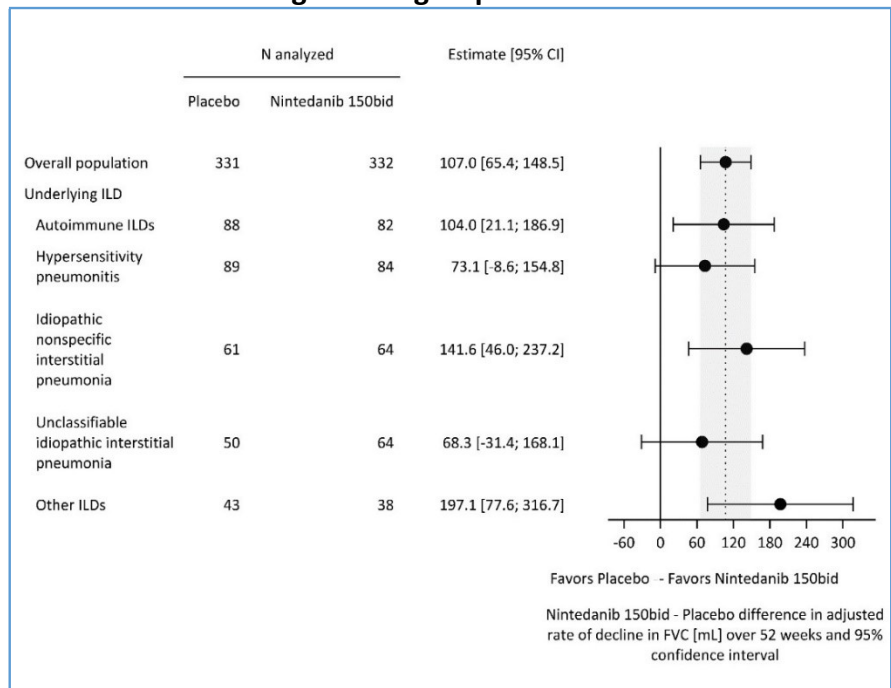
Table 10 Annual rate of decline in FVC (mL) in trial 1199.247 in PF-ILD

| | Overall population | | Subpopulation UIP-like | | Subpopulation Other HRCT fibrotic patterns | |
|---|--------------------|-------------------------------|------------------------|-------------------------------|--|-------------------------------|
| | Placebo | Nintedanib 150 mg twice daily | Placebo | Nintedanib 150 mg twice daily | Placebo | Nintedanib 150 mg twice daily |
| Number of analyzed patients | 331 | 332 | 206 | 206 | 125 | 126 |
| Rate ^a (SE) of decline over 52 weeks | -187.8 | -80.8 | -211.1 | -82.9 | -154.2 | -79.0 |
| Comparison vs placebo difference ^a | 107.0 | | 128.2 | | 75.2 | |
| 95% CI | (65.4, 148.5) | | (70.8, 185.6) | | (15.5, 135.0) | |
| p-value | < 0.0001 | | < 0.0001 | | | |
| ^a Based on a random coefficient regression model with fixed categorical effects of treatment, HRCT pattern, fixed continuous effects of time, baseline FVC (mL), and including treatment by time and baseline by time interactions | | | | | | |

The effect of nintedanib in reducing the annual rate of decline in FVC was generally consistent in all pre-specified subgroups (e.g., gender, age group, race, baseline FVC percent predicted, and original underlying clinical ILD diagnosis in groups). An analysis by ILD diagnosis was performed and is shown in Figure 3. A limited number of patients with representative diagnoses related to this indication were evaluated. Study 1199.247 was not designed or powered to provide evidence for a benefit of nintedanib in specific diagnostic subgroups.

Consistent effects were demonstrated in subgroups based on the ILD diagnoses. The experience with nintedanib in very rare progressive fibrosing ILDs is limited.

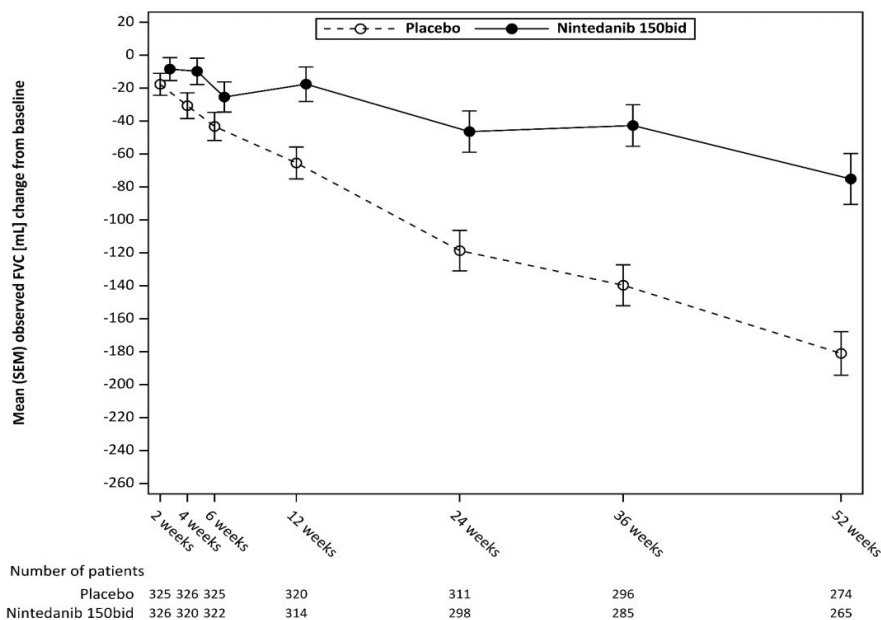
Figure 2 Forest plot of the annual rate of decline in FVC [mL/yr] over 52 weeks by underlying ILD diagnosis in groups.



bid = twice daily

Figure 3 shows the evolution of change in FVC from baseline over time in the treatment groups. When the mean observed FVC change from baseline was plotted over time, the curves diverged at all time points through Week 52.

Figure 3 Mean (SEM) observed FVC change from baseline (mL) over 52 weeks in trial 1199.247



bid = twice daily

In addition, favorable effects of nintedanib were observed on the adjusted mean change from baseline in FVC percent predicted at Week 52. The adjusted mean absolute change from baseline to Week 52 in FVC percent predicted was lower in the nintedanib group (-2.62%) than in the placebo group (-5.86%). The adjusted mean difference between the treatment groups was 3.24% (95% CI: 2.09, 4.40).

Time to first acute ILD exacerbation or death

Acute ILD exacerbations were defined as unexplained worsening or development of dyspnea within a 30-day period, new diffuse pulmonary infiltrates on chest x-ray, and/or new HRCT parenchymal abnormalities with no pneumothorax or pleural effusion, and exclusion of alternative causes. Acute ILD exacerbations were not adjudicated. The proportion of patients with at least one event of this exploratory composite endpoint over 52 weeks was 7.8% in the nintedanib group and 9.7% in the placebo group (HR 0.80 (95% CI: 0.48, 1.34)). When analyzing data over the whole trial, the risk of first acute ILD exacerbation or death decreased in the nintedanib group compared with the placebo group (HR 0.67 (95% CI: 0.46, 0.98)).

Survival

An exploratory analysis of all-cause mortality did not show a statistically significant difference. The proportion of patients who died over 52 weeks was 4.8% in the nintedanib group compared to 5.1% in the placebo group. The HR was 0.94 (95% CI: 0.47, 1.86). Over the whole trial the HR was 0.78 (95% CI: 0.50, 1.21).

Quality of life

The adjusted mean change from baseline in King’s Brief Interstitial Lung Disease Questionnaire total score at week 52, analyzed as an exploratory endpoint, was -0.79 units in the placebo group and 0.55 in the nintedanib group (scored from 0-100, with higher scores indicating a better health status). The difference between the treatment groups was 1.34 (95% CI: -0.31, 2.98).

14.3 Comparative Bioavailability Studies

A double blinded, randomized, two-treatment, two-sequence, four-period, full replicate, crossover, single-dose, oral bioequivalence study of Auro-Nintedanib 150 mg Capsules (Auro Pharma Inc.) versus PrOFEV® (Nintedanib) 150 mg Capsules (Boehringer Ingelheim (Canada) Ltd.) was conducted in 38 healthy, adult, male human subjects under fasting conditions.

A summary of the bioavailability data of 37 subjects who completed the study is presented in the following table.

Summary Table of the Comparative Bioavailability Data for Nintedanib

| Nintedanib (1 X 150 mg) Geometric Mean Arithmetic Mean (CV %) | | | | |
|--|-----------------------|-----------------------|-------------------------------|-------------------|
| Parameter | Test1 | Reference2 | % Ratio of Geometric Means | 90% Confidence |
| AUC _T (h.ng/mL) | 321.5 346.8 (34.0) | 312.3 351.4 (40.7) | 103.0 | 95.2 – 111.3 |
| AUC _I (h.ng/mL) | 347.6 375.4 (34.2) | 338.0 380.5 (40.8) | 102.8 | 95.3 – 111.0 |

| | | | | |
|-----------------------------|---------------------|---------------------|-------|--------------|
| C _{max} (ng/mL) | 39.9 43.1 (36.0) | 38.2 44.0 (46.2) | 104.4 | 94.9 – 114.8 |
| T _{max} 3 (hr) | 3.0 (1.0 – 5.0) | 3.0 (1.0 – 6.0) | | |
| T _{1/2} 4 (hr) | 23.8 (21.2) | 25.0 (27.8) | | |

¹ Auro-Nintedanib (Nintedanib) Capsules 150 mg, by Auro Pharma Inc.

² OFEV (Nintedanib) Capsules 150 mg, of Boehringer Ingelheim (Canada) Ltd.

³ Expressed as the median (range) only.

⁴ Expressed as arithmetic mean (% CV) only.

15 MICROBIOLOGY

No microbiological information is required for this drug product.

16 NON-CLINICAL TOXICOLOGY

General Toxicology: Single dose toxicity studies in rats and mice indicated a low acute toxic potential of nintedanib. In repeat dose toxicology studies in rats, adverse effects (e.g. thickening of epiphyseal plates, lesions of the incisors) were mostly related to the mechanism of action (i.e. VEGFR-2 inhibition) of nintedanib. These changes are known from other VEGFR-2 inhibitors and can be considered class effects.

Diarrhea and vomiting accompanied by reduced food consumption and loss of body weight were observed in toxicity studies in non-rodents.

There was no evidence of liver enzyme increases in rats, dogs, and Cynomolgus monkeys. Mild liver enzyme increases which were not due to serious adverse effects such as diarrhea were only observed in Rhesus monkeys.

Carcinogenicity: From the 2-year carcinogenicity studies in mice and rats, there was no evidence for a carcinogenic potential of nintedanib. Nintedanib was dosed up to 10 mg/kg/day in rats and 30 mg/kg/day in mice. These doses were less than (in rats) and approximately 4 times (in mice) the MRHD based on plasma drug AUC.

Genotoxicity: Nintedanib was negative for genotoxicity in the *in vitro* bacterial reverse mutation assay, the mouse lymphoma assay, and the *in vivo* rat micronucleus assay.

Reproductive and Developmental Toxicology: In rats, nintedanib reduced female fertility, including increases in resorption and post-implantation loss, at exposures below the maximum recommended human dose (MRHD) of 150 mg bid based on AUC. A decrease in the number and size of corpora lutea in the ovaries was observed in chronic toxicity studies in rats and mice.

In rats, embryo-fetal lethality and teratogenic effects were observed at an exposure approximately 3.6 to 7.2 times lower than at the MRHD. At an exposure of approximately 12 to 18 times lower than the exposure at the MRHD, slight effects on the development of the axial skeleton and on the development of the great arteries were noted.

In rabbits, embryo-fetal lethality and teratogenic effects were observed at an exposure approximately 3 times higher than at the MRHD but equivocal effects on the embryo-fetal development of the axial skeleton and the heart were noted already at an exposure below that at the MRHD of 150 mg twice daily.

A study of male fertility and early embryonic development up to implantation in rats did not reveal effects on the male reproductive tract and male fertility.

In rats, small amounts of radiolabeled nintedanib and/or its metabolites were excreted into the milk (\leq 0.5 % of the administered dose).

17 SUPPORTING PRODUCT MONOGRAPHS

PrOFEV® capsules, 100 mg and 150 mg, Control No. 249336, Product Monograph, Boehringer Ingelheim (Canada) Ltd. July 5, 2021.

PATIENT MEDICATION INFORMATION

READ THIS FOR SAFE AND EFFECTIVE USE OF YOUR MEDICINE

PrAuro-Nintedanib Nintedanib Capsules

Read this carefully before you start taking **Auro-Nintedanib** and each time you get a refill. This leaflet is a summary and will not tell you everything about this drug. Talk to your healthcare professional about your medical condition and treatment and ask if there is any new information about **Auro-Nintedanib**.

What is Auro-Nintedanib used for?

Auro-Nintedanib is used in adults to:

- slow the rate of decline in lung function in patients with Systemic Sclerosis associated Interstitial Lung Disease (SSc-ILD). This may also be known as scleroderma lung disease.
- treat other chronic fibrosing Interstitial Lung Diseases (ILDs) where lung fibrosis continues to worsen (progress). This may also be known as progressive fibrosing ILD (PF-ILD).

How does Auro-Nintedanib work?

Auro-Nintedanib is a tyrosine kinase inhibitor. This type of medicine blocks some of the activity of tyrosine kinases (a type of cell proteins). This helps to reduce the decline in your lung function by slowing down the worsening of your pulmonary fibrosis (the scarring in your lungs).

What are the ingredients in Auro-Nintedanib?

Medicinal ingredient: Nintedanib Esylate

Non-medicinal ingredients: black ink (Opacode WB Black NS-78-17821), gelatin, glycerol, hard fat, liquid soya lecithin, medium chain triglycerides, red iron oxide, titanium dioxide and yellow iron oxide.

Auro-Nintedanib comes in the following dosage forms:

Capsules: 100 mg and 150 mg

Do not use Auro-Nintedanib if:

- you are allergic to nintedanib, peanut, soya, or any of the other ingredients in Auro-Nintedanib;
- you are pregnant, think you may be pregnant or are planning to have a baby. If you become pregnant while taking Auro-Nintedanib, tell your healthcare professional right away. It may cause birth defects.

To help avoid side effects and ensure proper use, talk to your healthcare professional before you take Auro-Nintedanib. Talk about any health conditions or problems you may have, including if you:

- have or had liver problems;
- have or had bleeding problems;
- have or had hypertension (high blood pressure) or artery dissection (tear in the artery wall);
- have a history of aneurysms (a problem with your blood vessels);
- have or had peptic ulcers;

- have or had heart problems. Treatment with Auro-Nintedanib can cause heart problems such as myocardial infarctions (heart attack), hypertension (high blood pressure), aneurysms (a problem with your blood vessels), or artery dissection (tear in the artery wall). Your healthcare professional will monitor your health and will check your blood pressure before and during treatment. If heart problems appear, your healthcare professional may reduce or stop your dose;
- have or had a gastrointestinal perforation (a hole in your stomach or bowel). Treatment with Auro-Nintedanib can cause gastrointestinal perforation. Your healthcare professional will assess your health and may permanently stop treatment with Auro-Nintedanib if gastrointestinal perforation occur;
- have or had ischaemic colitis (inflammation of the bowel caused by reduced blood flow to the bowel). Your healthcare professional will assess your health and may permanently stop treatment with Auro-Nintedanib should ischaemic colitis occur and may restart Auro-Nintedanib once your ischaemic colitis is resolved;
- have or had a hollow organ perforation (a hole in your intestines, gallbladder, bile ducts, fallopian tubes or urinary bladder);
- have or had a peptic ulcer(a sore on the lining of your stomach);
- have or had diverticular disease (pouches that form along your digestive tract, typically in your colon);
- recently had surgery or will be having surgery, including stomach surgery;
- are breastfeeding or plan to breastfeed. It is not known whether Auro-Nintedanib is excreted into your breast milk;
- are taking blood-thinning medicines to prevent blood clotting;
- are taking nonsteroidal anti-inflammatory drugs (NSAIDs) to reduce pain, decrease fever, prevent blood clots and decrease inflammation at high doses;
- are taking corticosteroids (a class of drugs that lower inflammation in the body).

Other warnings you should know about:

Serious Liver Problems: Auro-Nintedanib has been associated with drug-induced liver injuries (DILIs), that can be serious and life-threatening. Your healthcare professional will do blood tests before and during treatment to check your liver function and determine if your dose of Auro-Nintedanib should be reduced or discontinued.

Stop taking Auro-Nintedanib and inform your doctor immediately if you have unexplained symptoms such as:

- yellowing of your skin or the white part of your eyes (jaundice);
- dark or brown (tea coloured) urine;
- pain on the upper right side of your stomach area (abdomen);
- bleeding or bruising more easily than normal;
- nausea;
- vomiting;
- loss of appetite, or;
- feeling tired.

Female Patients:

- If you are able to get pregnant or think you are pregnant, there are specific risks you must discuss

with your healthcare professional.

- Your healthcare professional may ask you to take a pregnancy test before you start taking Auro-Nintedanib and during your treatment with Auro-Nintedanib.
- You must use highly effective birth control when you start Auro-Nintedanib, while taking Auro-Nintedanib and for at least 3 months after the last dose. If you use any form of hormonal contraceptives you must also add a barrier method (such as a condom or sponge).
- The effectiveness of oral hormonal contraceptives may be reduced by vomiting and/or diarrhea or other conditions that decrease how well the oral contraceptive works. If you are taking oral hormonal contraceptives and have any of these conditions, you should use an alternative highly effective method of birth control (such as an IUD).
- If you become pregnant or think you are pregnant while taking Auro-Nintedanib, tell your healthcare professional or pharmacist right away.

Driving and Using Machines: Before you drive or do tasks that require special attention, wait until you know how you respond to Auro-Nintedanib.

Laboratory Tests: Auro-Nintedanib can cause abnormal blood test results. Your healthcare professional will do regular blood tests during your treatment. Your healthcare professional will decide when to perform these tests and will interpret the results.

Tell your healthcare professional about all the medicines you take, including any drugs, vitamins, minerals, natural supplements or alternative medicines.

The following may interact with Auro-Nintedanib:

- ketoconazole used to treat fungal infections;
- erythromycin used to treat bacterial infections;
- rifampicin, an antibiotic used to treat tuberculosis;
- carbamazepine or phenytoin used to treat seizures;
- pirfenidone used to treat idiopathic pulmonary fibrosis;
- St. John's Wort, a herbal medicine.

Do not eat foods containing grapefruit, grapefruit juice or Seville oranges during your treatment with Auro-Nintedanib. This is because it could affect the way the medicine works and may lead to side effects.

How to take Auro-Nintedanib:

- Auro-Nintedanib should only be prescribed by physicians with the appropriate training and experience in the diagnosis and treatment of the conditions for which Auro-Nintedanib is indicated.
- Take Auro-Nintedanib exactly as your healthcare professional has told you. Check with your healthcare professional if you are not sure.
- It is important to take Auro-Nintedanib every 12 hours about the same time each day for as long as your healthcare professional has prescribed.
- Take Auro-Nintedanib with food and swallow whole with water. Do NOT open, chew or crush the capsule.
- Wash your hands if you accidentally come into contact with the contents of the capsule.
- Do not reduce the dose or stop taking Auro-Nintedanib without consulting your healthcare professional.

Usual dose:

Take 150 mg twice a day. The maximum daily dose is 300 mg.

Your dose will depend on your current health, if you take certain other medications, or if you have certain side effects. Your healthcare professional will monitor your health throughout your treatment and may interrupt, reduce or stop your dose.

Overdose:

If you think you, or a person you are caring for, have taken too much Auro-Nintedanib, contact a healthcare professional, hospital emergency department, or regional poison control centre immediately, even if there are no symptoms.

Missed Dose:

If you have forgotten to take your dose, carry on and take your next dose at the usual time. Do not double dose.

What are possible side effects from using Auro-Nintedanib?

These are not all the possible side effects you may have when taking Auro-Nintedanib. If you experience any side effects not listed here, tell your healthcare professional.

Side effects may include:

- diarrhea, which may lead to a loss of fluid and important electrolytes in your body. At the first signs of diarrhea, drink plenty of fluids and start anti-diarrheal treatment. In most patients, diarrhea was of mild to moderate intensity and occurred within the first 3 months of treatment;
- nausea and vomiting; in most patients, nausea and vomiting was of mild to moderate intensity;
- abdominal pain;
- areas of hair loss;
- bleeding;
- constipation;
- dizziness;
- decreased appetite;
- gas;
- headache;
- heartburn;
- musculoskeletal pain;
- weight decrease.

| Serious side effects and what to do about them | | | |
|--|--------------------------------------|--------------|---|
| Symptom/ effect | Talk to your healthcare professional | | Stop taking drug and get immediate medical help |
| | Only if severe | In all cases | |
| VERY COMMON | | | |
| Diarrhea | | √ | |
| Nausea | √ | | |
| Abdominal pain | | √ | |

| Serious side effects and what to do about them | | | |
|--|--------------------------------------|--------------|---|
| Symptom/ effect | Talk to your healthcare professional | | Stop taking drug and get immediate medical help |
| | Only if severe | In all cases | |
| COMMON | | | |
| Vomiting | | √ | |
| Decreased weight | √ | | |
| Decreased appetite | √ | | |
| Bleeding | | | √ |
| UNCOMMON | | | |
| Serious liver problems or Jaundice (build up of bilirubin in the blood): increased liver enzymes levels (liver test), yellowing of the skin or the white part of the eyes, dark or brown (tea coloured) urine, abdominal pain, nausea, vomiting, loss of appetite, bleeding or bruising more easily than normal, or feeling tired, light coloured stool, and itching all over your body | | | √ |
| Hypertension (high blood pressure): shortness of breath, fatigue, dizziness or fainting, chest pain or pressure, swelling in your ankles and legs, bluish colour to your lips and skin, racing pulse, heart palpitations, and vision disorders | √ | | |
| Gastrointestinal perforation (a hole in the wall of your stomach or bowels): severe constant abdominal pain with tenderness, distension, nausea and vomiting | | | √ |
| Myocardial infarction (heart attack): upper abdominal pain, fever, a fast heartbeat, shortness of breath, tenderness when touching the abdomen, nausea or vomiting | | | √ |
| Pancreatitis (inflammation of the pancreas): severe upper abdominal pain radiating to the back, fever, nausea and vomiting | | √ | |
| Thrombocytopenia (low blood platelets): easily bruised, rash with reddish-purplish spots usually on the lower legs, longer than usual bleeding from a cut, bleeding from your gums or nose, bleeding in urine or in your stool (black like tar stool), fatigue and weakness | | √ | |
| Rash/itchy skin | √ | | |
| Proteinuria (excess proteins in urine): swelling of the hands, feet, or face | √ | | |
| Ischaemic colitis (inflammation of the bowel): sudden or gradual pain, tenderness or cramping in the abdomen, bleeding in your | √ | | |

| Serious side effects and what to do about them | | | |
|--|--------------------------------------|--------------|---|
| Symptom/ effect | Talk to your healthcare professional | | Stop taking drug and get immediate medical help |
| | Only if severe | In all cases | |
| stool, diarrhea, which can be urgent or vomiting | | | |
| VERY RARE | | | |
| Artery dissection (tear in the artery wall): sudden severe pain in the back, chest or abdomen | | | √ |
| Artery aneurysm (a bulge in the wall of any artery including in the chest, arms, legs, heart, and brain): symptoms differ by the site and include coughing, coughing up blood, strong pain high in your neck or in your back when you didn't hurt yourself, problems swallowing, hoarse voice, and unusual pulsing in your chest or abdomen | | | √ |

If you have a troublesome symptom or side effect that is not listed here or becomes bad enough to interfere with your daily activities, tell your healthcare professional.

Reporting Side Effects

You can report any suspected side effects associated with the use of health products to Health Canada by:

- Visiting the Web page on Adverse Reaction Reporting (<https://www.canada.ca/en/health-canada/services/drugs-health-products/medeffect-canada/adverse-reaction-reporting.html>) for information on how to report online, by mail or by fax; or
- Calling toll-free at 1-866-234-2345.

NOTE: Contact your health professional if you need information about how to manage your side effects. The Canada Vigilance Program does not provide medical advice.

Storage:

Do not use this medicine after the expiry date which is stated on the carton. Store at 15°C - 30°C. Store in the original blister in order to protect from moisture.

Do not use this medicine if you notice that the blister containing the capsules is opened or a capsule is broken.

Do not throw away any medicines via wastewater or household waste. Ask your pharmacist how to throw away medicines you no longer use. These measures will help protect the environment.

Keep out of reach and sight of children.

If you want more information about Auro-Nintedanib:

- Talk to your healthcare professional.

- Find the full Product Monograph that is prepared for healthcare professionals and includes this Patient Medication Information by visiting the Health Canada website (<https://www.canada.ca/en/health-canada/services/drugs-health-products/drug-products/drug-product-database.html>); the manufacturer's website <http://www.auropharma.ca/> or by calling 1-855-648-6681.

This leaflet was prepared by
Auro Pharma Inc.
3700 Steeles Avenue West, Suite # 402
Woodbridge, Ontario, L4L 8K8,
Canada.

Last Revised: April 25, 2022