

PRODUCT MONOGRAPH  
INCLUDING PATIENT MEDICATION INFORMATION

<sup>Pr</sup> **JAMP Amoxi Clav**

Amoxicillin and Clavulanate Potassium Tablets

JAMP Amoxi Clav -250 tablets

250 mg amoxicillin (as trihydrate) and 125 mg clavulanic acid (as clavulanate potassium), Oral

JAMP Amoxi Clav -500F tablets

500 mg amoxicillin (as trihydrate) and 125 mg clavulanic acid (as clavulanate potassium), Oral

JAMP Amoxi Clav -875 tablets

875 mg amoxicillin (as trihydrate) and 125 mg clavulanic acid (as clavulanate potassium), Oral

House Standard

**Combinations of penicillins, including beta-lactamase inhibitors**  
**ATC code: J01CR02**

JAMP Pharma Corporation  
1310 rue Nobel  
Boucherville, Quebec  
J4B 5H3, Canada

Date of Initial Authorization:  
November 20, 2020

Date of Revision:  
August 3, 2023

Submission Control Number: 272812

**RECENT MAJOR LABEL CHANGES**

<a href="#">7 Warnings and Precautions, Immune</a>	08/2023
--	---------

**TABLE OF CONTENTS**

Sections or subsections that are not applicable at the time of authorization are not listed.

**RECENT MAJOR LABEL CHANGES ..... 2**

**TABLE OF CONTENTS ..... 2**

**PART I: HEALTH PROFESSIONAL INFORMATION ..... 4**

**1 INDICATIONS ..... 4**

    1.1 Pediatrics ..... 4

    1.2 Geriatrics ..... 4

**2 CONTRAINDICATIONS ..... 5**

**4 DOSAGE AND ADMINISTRATION ..... 5**

    4.2 Recommended Dose and Dosage Adjustment ..... 5

    4.4 Administration ..... 6

**5 OVERDOSAGE ..... 6**

**6 DOSAGE FORMS, STRENGTHS, COMPOSITION AND PACKAGING ..... 7**

**7 WARNINGS AND PRECAUTIONS ..... 8**

    7.1 Special Populations ..... 10

        7.1.1 Pregnant Women ..... 10

        7.1.2 Breast-feeding ..... 10

        7.1.3 Pediatrics ..... 10

**8 ADVERSE REACTIONS ..... 10**

    8.2 Clinical Trial Adverse Reactions ..... 11

        8.2.1 Clinical Trial Adverse Reactions - Pediatrics ..... 11

    8.5 Post-Market Adverse Reactions ..... 11

**9 DRUG INTERACTIONS ..... 12**

    9.4 Drug-Drug Interactions ..... 12

    9.5 Drug-Food Interactions ..... 13

9.6	Drug-Herb Interactions .....	13
9.7	Drug-Laboratory Test Interactions.....	13
<b>10</b>	<b>CLINICAL PHARMACOLOGY .....</b>	<b>13</b>
10.1	Mechanism of Action .....	13
10.3	Pharmacokinetics .....	13
<b>11</b>	<b>STORAGE, STABILITY AND DISPOSAL .....</b>	<b>16</b>
<b>12</b>	<b>SPECIAL HANDLING INSTRUCTIONS .....</b>	<b>16</b>
	<b>PART II: SCIENTIFIC INFORMATION .....</b>	<b>17</b>
<b>13</b>	<b>PHARMACEUTICAL INFORMATION .....</b>	<b>17</b>
<b>14</b>	<b>CLINICAL TRIALS.....</b>	<b>18</b>
14.2	Comparative Bioavailability Study.....	18
<b>15</b>	<b>MICROBIOLOGY .....</b>	<b>21</b>
<b>16</b>	<b>NON-CLINICAL TOXICOLOGY .....</b>	<b>25</b>
<b>17</b>	<b>SUPPORTING PRODUCT MONOGRAPHS .....</b>	<b>31</b>
	<b>PATIENT MEDICATION INFORMATION.....</b>	<b>32</b>

## PART I: HEALTH PROFESSIONAL INFORMATION

### 1 INDICATIONS

JAMP Amoxi Clav (amoxicillin / clavulanate potassium) is indicated for the treatment of the following infections when caused by JAMP Amoxi Clav-susceptible strains of the designated bacteria:

- Sinusitis when caused by  $\beta$ -lactamase producing strains of *H. influenzae* or *Moraxella (Branhamella) catarrhalis*.
- Otitis Media when caused by  $\beta$ -lactamase producing strains of *H. influenzae* or *Moraxella (Branhamella) catarrhalis*.
- Lower Respiratory Tract Infections when caused by  $\beta$ -lactamase producing strains of *H. influenzae*, *K. pneumoniae*, *S. aureus* or *Moraxella (Branhamella) catarrhalis*.
- Skin and Soft Tissue Infections when caused by  $\beta$ -lactamase producing strains of *S. aureus*.
- Urinary Tract Infections when caused by  $\beta$ -lactamase producing strains of *E. coli*.

While JAMP Amoxi Clav is indicated only for the conditions listed above, infections caused by ampicillin (amoxicillin) susceptible organisms are also amenable to JAMP Amoxi Clav treatment due to its amoxicillin content. Furthermore, mixed infections caused by organisms susceptible to ampicillin (amoxicillin) and  $\beta$ -lactamase producing organisms susceptible to JAMP Amoxi Clav should not require the addition of another antibiotic.

To reduce the development of drug-resistant bacteria and maintain the effectiveness of JAMP Amoxi Clav and other antibacterial drugs, JAMP Amoxi Clav should be used only to treat infections that are proven or strongly suspected to be caused by susceptible bacteria. When culture and susceptibility information are available, they should be considered in selecting or modifying antibacterial therapy. In the absence of such data, local epidemiology data, susceptibility patterns, and local official antibiotic prescribing guidelines, may contribute to the empiric selection of therapy.

#### 1.1 Pediatrics

**Pediatrics (< 18):** No data are available to Health Canada; therefore, Health Canada has not authorized an indication for pediatric use.

#### 1.2 Geriatrics

**Geriatrics:** See [7 WARNINGS AND PRECAUTIONS, Hepatic/Biliary/Pancreatic](#).

## 2 CONTRAINDICATIONS

JAMP Amoxi Clav is contraindicated in patients with a history of hypersensitivity to the penicillin, or cephalosporin group of  $\beta$ -lactams, or to any ingredients contained in the preparation or component of the container. For a complete listing, see [6 DOSAGE FORMS, STRENGTHS, COMPOSITION AND PACKAGING](#).

JAMP Amoxi Clav is contraindicated in patients where infectious mononucleosis is either suspected or confirmed.

JAMP Amoxi Clav is contraindicated in patients with a previous history of amoxicillin / clavulanate potassium-associated jaundice/hepatic dysfunction.

## 4 DOSAGE AND ADMINISTRATION

### 4.2 Recommended Dose and Dosage Adjustment

#### Adults

**N.B. Since both the JAMP Amoxi Clav 250/125 mg and JAMP Amoxi Clav 500/125 mg tablets contain the same amount of clavulanic acid (125 mg as the potassium salt), two JAMP Amoxi Clav 250/125 mg tablets are not equivalent to one JAMP Amoxi Clav 500/125 mg tablet. Therefore, two JAMP Amoxi Clav 250/125 mg tablets should not be substituted for one JAMP Amoxi Clav 500/125 mg tablet.**

For mild to moderate infections, the usual adult dose is one JAMP Amoxi Clav 500/125 mg tablet every 12 hours or one JAMP Amoxi Clav 250/125 mg tablet every 8 hours. For more severe infections (including chronic and recurrent urinary tract infections and infections of the lower respiratory tract), the dose should be one JAMP Amoxi Clav 875/125 mg tablet every 12 hours or one JAMP Amoxi Clav 500/125 mg tablet every 8 hours.

The tablets should not be split or divided.

Children weighing more than 38 kg should be dosed according to the adult recommendations.

#### Renal Insufficiency

Dosage adjustment in renal impairment is based on the maximum recommended level of amoxicillin. JAMP Amoxi Clav presentations with a 7:1 ratio of amoxicillin:clavulanate (i.e. the JAMP Amoxi Clav -875 tablets) should be used only in patients with a creatinine clearance of more than 30 ml/min.

#### Adults

Creatinine clearance > 30 ml/min	No adjustment necessary.
Creatinine clearance 10 - 30 ml/min	500/125 mg given twice daily.
Creatinine clearance < 10 ml/min	500/125 mg given once daily.
Hemodialysis	One 500F (500/125 mg) tablet every 24 h, PLUS one 500F tablet during dialysis, to be repeated at the end of dialysis (as serum concentrations of both amoxicillin and clavulanic acid are decreased).

875 (875/125 mg) tablets (7:1 ratio amoxicillin:clavulanate) should only be used in patients with a creatinine clearance of more than 30 ml/min.

#### 4.4 Administration

While JAMP Amoxi Clav can be given without regard to meals, absorption of clavulanic acid when taken with food is greater relative to the fasted state. Dosing in the fasted or fed state has minimal effect on the pharmacokinetics of amoxicillin. The safety and efficacy of amoxicillin / clavulanate potassium have been established in clinical trials where amoxicillin / clavulanate potassium was taken without regard to meals.

To minimize potential gastrointestinal intolerance, administer at the start of a meal.

## 5 OVERDOSAGE

Activated charcoal may be administered to aid in the removal of unabsorbed drug. General supported measures are also recommended.

Many patients have been asymptomatic following overdose or have experienced primarily gastrointestinal symptoms including stomach and abdominal pain, vomiting, and diarrhea. Rash, hyperactivity, or drowsiness have also been observed in a small number of patients. Amoxicillin crystalluria, in some cases leading to renal failure, has been observed (see [7 WARNINGS AND PRECAUTIONS](#)).

In the case of overdose, discontinue JAMP Amoxi Clav, treat symptomatically, and institute supportive measures as required. If gastrointestinal symptoms and disturbance of the fluid and electrolyte balances are evident, they may be treated symptomatically. JAMP Amoxi Clav can be removed from the circulation by hemodialysis. A prospective study of 51 pediatric patients at a poison center suggested that overdoses of less than 250 mg/kg of amoxicillin are not associated with significant clinical symptoms and do not require gastric emptying.

Interstitial nephritis resulting in oliguric renal failure has been reported in a small number of patients after overdose with amoxicillin. Renal impairment appears to be reversible with

cessation of drug administration. High blood levels may occur more readily in patients with impaired renal function because of decreased renal clearance of both amoxicillin and clavulanate. Both amoxicillin and clavulanate are removed from the circulation by hemodialysis.

For management of a suspected drug overdose, contact your regional poison control centre.

## 6 DOSAGE FORMS, STRENGTHS, COMPOSITION AND PACKAGING

**Table 1 Route of Administration, Dosage Forms, Strengths and Non-medicinal Ingredients**

Route of Administration	Dosage Form / Strength/Composition	Non-medicinal Ingredients
Oral	<p>Tablets</p> <p>JAMP Amoxi Clav -250: 250 mg amoxicillin as the trihydrate and 125 mg of clavulanic acid as the potassium salt (in a ratio of 2:1)</p> <p>JAMP Amoxi Clav -500F: 500 mg amoxicillin as the trihydrate and 125 mg of clavulanic acid as the potassium salt (in a ratio of 4:1)</p> <p>JAMP Amoxi Clav -875: 875 mg amoxicillin as the trihydrate and 125 mg of clavulanic acid as the potassium salt (in a ratio of 7:1)</p>	colloidal anhydrous silica, croscarmellose sodium, ethyl cellulose, hydroxypropyl cellulose, hypromellose, magnesium stearate, microcrystalline cellulose, propylene glycol, SDA 3A Alcohol 27 CFR and titanium dioxide.

### Availability of Dosage Forms

The JAMP Amoxi Clav -250 tablets are immediate-release, White to off white colored, oval shaped film coated tablets, debossed with 'AC 250' on one side and plain on other side. Available in bottles of 100 tablets.

The JAMP Amoxi Clav -500F tablets are immediate-release, White to off white colored, oval shaped film coated tablets, debossed with 'AC 500' with score line in between 'AC' and '500' on one side and plain on other side. Available in bottles of 100 tablets.

The JAMP Amoxi Clav -875 tablets are immediate-release, White to off white colored, capsule shaped film coated tablets, debossed with 'AC 875' with score line in between 'AC' and '875' on one side and plain on other side. Available in bottles of 100 tablets.

## 7 WARNINGS AND PRECAUTIONS

### General

The possibility of superinfections with mycotic or bacterial pathogens should be kept in mind during therapy with JAMP Amoxi Clav. If superinfection should occur (usually involving *Aerobacter*, *Pseudomonas* or *Candida*), the administration of JAMP Amoxi Clav should be discontinued and appropriate therapy instituted.

Prolonged use may also occasionally result in overgrowth of non-susceptible organisms.

The occurrence of a morbilliform rash following the use of ampicillin in patients with infectious mononucleosis is well documented. This reaction has also been reported following the use of amoxicillin. A similar reaction would also be expected with JAMP Amoxi Clav.

### ***Clostridium difficile*-associated disease**

*Clostridium difficile* -associated disease (CDAD) has been reported with the use of many antibacterial agents, including amoxicillin / clavulanate potassium. CDAD may range in severity from mild diarrhea to fatal colitis. It is important to consider this diagnosis in patients who present with diarrhea, or symptoms of colitis, pseudomembranous colitis, toxic megacolon, or perforation of colon subsequent to the administration of any antibacterial agent. CDAD has been reported to occur over 2 months after the administration of antibacterial agents.

Treatment with antibacterial agents may alter the normal flora of the colon and may permit overgrowth of *Clostridium difficile*. *Clostridium difficile* produces toxins A and B, which contribute to the development of CDAD. CDAD may cause significant morbidity and mortality. CDAD can be refractory to antimicrobial therapy.

If the diagnosis of CDAD is suspected or confirmed, appropriate therapeutic measures should be initiated. Mild cases of CDAD usually respond to discontinuation of antibacterial agents not directed against *Clostridium difficile*. In moderate to severe cases, consideration should be given to management with fluids and electrolytes, protein supplementation, and treatment with an antibacterial agent clinically effective against *Clostridium difficile*. Surgical evaluation should be instituted as clinically indicated, as surgical intervention may be required in certain severe cases (see [8 ADVERSE REACTIONS](#)).

### Cardiovascular

Abnormal prolongation of prothrombin time (increased international normalized ratio (INR)) has been reported in patients receiving amoxicillin / clavulanate potassium and oral anticoagulants. Appropriate monitoring should be undertaken when anticoagulants are prescribed concurrently. Adjustments in the dose of oral anticoagulants may be necessary to maintain the desired level of anticoagulation.

Kounis syndrome (see [7 WARNINGS AND PRECAUTIONS, Hypersensitivity Reactions](#)).

### Hepatic/Biliary/Pancreatic



Transient hepatitis and cholestatic jaundice have been reported rarely. These events have been noted with other penicillins and cephalosporins. Hepatic injury events associated with JAMP Amoxi Clav may be severe, and occur predominantly in males and elderly patients and may be associated with prolonged treatment. These events have been very rarely reported in children. Signs and symptoms usually occur during or shortly after treatment, but in some cases may not become apparent until several weeks after treatment has ceased. Hepatic toxicity associated with the use of amoxicillin / clavulanate potassium is usually reversible. On rare occasions, deaths have been reported (less than 1 death reported per estimated 4 million prescriptions worldwide). These have generally been cases associated with serious underlying diseases or concomitant medications (see [2 CONTRAINDICATIONS](#) and [8.5 Post-Market Adverse Reactions, Liver](#)).

JAMP Amoxi Clav should be used with caution in patients with evidence of hepatic dysfunction.

## Immune

### Hypersensitivity Reactions

Serious and occasionally fatal hypersensitivity reactions, including:

- angioedema
  - anaphylactic/anaphylactoid reactions
  - severe cutaneous adverse reactions (SCAR) (e.g., acute generalized exanthematous pustulosis (AGEP), Stevens-Johnson syndrome (SJS), toxic epidermal necrolysis (TEN), and drug reaction with eosinophilia and systemic symptoms (DRESS)). These have been reported in patients on penicillin therapy, including amoxicillin / clavulanate potassium.
  - Kounis syndrome, a serious allergic reaction that can result in myocardial infarction. Presenting symptoms of such reactions can include chest pain occurring in association with an allergic reaction to amoxicillin-clavulanate.
- (See [8.5 Post-Market Adverse Reactions](#))

Although these reactions are more frequent following parenteral therapy, they have occurred in patients receiving penicillins orally. These reactions are more apt to occur in individuals with a history of sensitivity to multiple allergens. There have been reports of individuals with a history of cephalosporin hypersensitivity who have experienced severe reactions when treated with penicillins. Before initiating therapy with JAMP Amoxi Clav, careful inquiry should be made concerning previous hypersensitivity reactions to penicillins, cephalosporins, or other allergens (see [2 CONTRAINDICATIONS](#)).

If an allergic reaction occurs, the administration of JAMP Amoxi Clav should be discontinued and appropriate alternative therapy should be instituted. Serious anaphylactic/anaphylactoid reactions require immediate emergency treatment with epinephrine. Oxygen, intravenous steroids and airway management, including intubation should also be used as indicated.

### Monitoring and Laboratory Tests

Periodic assessment of renal, hepatic, and hematopoietic function should be made during prolonged therapy with JAMP Amoxi Clav.

## **Renal**

JAMP Amoxi Clav is excreted mostly by the kidney. In renal impairment, dosage adjustments should be made based on the maximum recommended level of amoxicillin (see [4.2 Recommended Dose and Dosage Adjustment, Renal Insufficiency](#)).

In patients with reduced urine output, crystalluria has been observed very rarely, predominantly with parenteral therapy. During the administration of high doses of amoxicillin, it is advisable to maintain adequate fluid intake and urinary output in order to reduce the possibility of amoxicillin crystalluria (see [5 OVERDOSAGE](#)).

## **Sensitivity/Resistance**

Prescribing JAMP Amoxi Clav in the absence of a proven or strongly suspected bacterial infection is unlikely to provide benefit to the patient and risks the development of drug-resistant bacteria.

## **Skin**

Severe cutaneous adverse reactions (SCAR) have been reported with amoxicillin / clavulanate potassium (see [7 WARNINGS and PRECAUTIONS, Hypersensitivity Reactions](#)).

## **7.1 Special Populations**

### **7.1.1 Pregnant Women**

In a single study in women with preterm, premature rupture of the fetal membranes (pPROM), it was reported that prophylactic treatment with amoxicillin / clavulanate potassium may be associated with an increased risk of necrotising enterocolitis in neonates. Use should be avoided in pregnancy, unless considered essential by the physician.

### **7.1.2 Breast-feeding**

Penicillins (including ampicillin) have been shown to be excreted in human breast milk. It is not known whether clavulanic acid is excreted in breast milk. Caution should be exercised if JAMP Amoxi Clav is to be administered to a nursing mother.

### **7.1.3 Pediatrics**

No data are available to Health Canada; therefore, Health Canada has not authorized an indication for pediatric use.

## **8 ADVERSE REACTIONS**

## 8.2 Clinical Trial Adverse Reactions

Clinical trials are conducted under very specific conditions. The adverse reaction rates observed in the clinical trials; therefore, may not reflect the rates observed in practice and should not be compared to the rates in the clinical trials of another drug. Adverse reaction information from clinical trials may be useful in identifying and approximating rates of adverse drug reactions in real-world use.

Data from two pivotal studies in 1,191 patients treated for either lower respiratory tract infections or complicated urinary tract infections compared a regimen of 875 mg amoxicillin / 125 mg clavulanate potassium tablets q12h with 500 mg amoxicillin / 125 mg clavulanate potassium tablets dosed q8h. The most frequently reported adverse event was diarrhea; incidence rates were similar (14.9% and 14.3% respectively) for the 875 mg q12h and 500 mg q8h dosing regimens. However, there was a statistically significant difference in rates of moderate/severe diarrhea between the regimens: 3.4% for 875 mg q12h dosing versus 5.9% for the 500 mg q8h dosing.

### 8.2.1 Clinical Trial Adverse Reactions - Pediatrics

JAMP Amoxi Clav is not indicated for a pediatric population (see [1 INDICATIONS, 1.1 Pediatrics](#)).

A U.S./Canadian clinical trial compared a 10-day amoxicillin / clavulanate potassium b.i.d. regimen (45/6.4 mg/kg/day q12h) with a 10-day amoxicillin / clavulanate potassium t.i.d. regimen (40/10 mg/kg/day q8h) in 575 patients with acute otitis media, aged 2 months to 12 years. Observed safety profile was similar to that of adults (diarrhea). The incidence of related/possibly related diaper rash was lower in patients who received the b.i.d. regimen compared to patients who received the t.i.d. regimen (3.1% vs. 6.6%; p =0.054).

## 8.5 Post-Market Adverse Reactions

The following adverse reactions have been observed during therapy with amoxicillin / clavulanate potassium.

Black hairy tongue has been reported very rarely. Tooth discolouration has been reported very rarely in children and adults. Good oral hygiene may help to prevent tooth discolouration as it can often be removed by brushing.

### Central Nervous System Effects

Aseptic meningitis.

Convulsions may occur with impaired renal function or in those receiving high doses.

### Gastrointestinal

Diarrhea has been reported very commonly in adults and commonly in children. Nausea and vomiting have been reported commonly in adults and children. Mucocutaneous candidiasis has been reported commonly. Abdominal cramps, flatulence, constipation, anorexia, colic pain, acid

stomach, intestinal candidiasis, antibiotic-associated colitis (including pseudomembranous colitis and haemorrhagic colitis) have been reported rarely. If gastrointestinal reactions are evident, they may be reduced by taking JAMP Amoxi Clav at the start of the meal.

### **Hemic and Lymphatic Systems**

As with other  $\beta$ -lactams, anemia, hemolytic anemia thrombocytopenia, thrombocytopenic purpura, eosinophilia, leukopenia, lymphocytopenia, basophilia, slight increase in platelets, neutropenia and agranulocytosis have been reported rarely during therapy with the penicillins. These reactions are usually reversible on discontinuation of therapy and are believed to be hypersensitivity phenomena. Prolongation of bleeding time and prolongation of prothrombin time have also been reported.

### **Immune**

Note: If any hypersensitivity dermatitis reaction occurs, treatment with JAMP Amoxi Clav should be discontinued (see [7 WARNINGS and PRECAUTIONS, Hypersensitivity Reactions](#)).

**General hypersensitivity reactions:** Erythematous macropapular rash, urticaria, anaphylaxis, hypersensitivity vasculitis and pruritus.

**Severe cutaneous adverse reactions (SCAR):** Rarely erythema multiforme and Stevens-Johnson syndrome (SJS) have been reported. Other reactions including angioedema, toxic epidermal necrolysis (TEN), bullous exfoliative dermatitis, and acute generalised exanthematous pustulosis (AGEP) as in the case of other  $\beta$ -lactam antibiotics, have been seen rarely. Drug reaction with eosinophilia and systemic symptoms (DRESS) has also been reported.

**Other immune system disorders:** A morbilliform rash in patients with mononucleosis. Interstitial nephritis can occur rarely, Kounis syndrome, Serum sickness-like syndrome.

### **Liver**

Transient hepatitis and cholestatic jaundice have been reported rarely. These events have been noted with other penicillins and cephalosporins. Moderate rises in AST (SGOT), alkaline phosphatase, lactic dehydrogenase, and/or ALT (SGPT) have been noted in patients treated with ampicillin class antibiotics. The significance of these findings is unknown.

### **Other**

Vaginitis, headache, bad taste, dizziness, malaise, glossitis, and stomatitis.

### **Renal and Urinary Tract Disorders**

Very rare: crystalluria and interstitial nephritis (see [5 OVERDOSAGE](#)).

## **9 DRUG INTERACTIONS**

### **9.4 Drug-Drug Interactions**

In common with other broad spectrum antibiotics, amoxicillin-clavulanate may reduce the efficacy of combined oral contraceptives by altering the gut-flora to result in lower estrogen reabsorption. Concomitant use of probenecid is not recommended, and may result in increased and prolonged blood levels of amoxicillin, but not of clavulanic acid.

Increases in prothrombin time, INR or bleeding have been reported in patients maintained on coumarin anticoagulants, such as acenocoumarol and warfarin and then coadministered amoxicillin or amoxicillin / clavulanate potassium. If coadministration is necessary, the prothrombin time or INR should be carefully monitored upon antibiotic addition or withdrawal.

Reduction in the median pre-dose concentration of the mycophenolic acid (MPA), the active metabolite of mycophenolate mofetil, of approximately 54% has been reported in renal transplant recipients in the days immediately following the commencement of oral amoxicillin-clavulanic acid.

These reductions in pre-dose MPA concentrations from baseline (mycophenolate mofetil alone) tended to diminish with continued antibiotic use and cease after discontinuation. The change in pre-dose level may not accurately represent changes in overall MPA exposure; therefore, clinical relevance of these observations is unclear.

## **9.5 Drug-Food Interactions**

Interactions with food have not been established.

## **9.6 Drug-Herb Interactions**

Interactions with herbal products have not been established.

## **9.7 Drug-Laboratory Test Interactions**

Interactions with laboratory tests have not been established.

# **10 CLINICAL PHARMACOLOGY**

## **10.1 Mechanism of Action**

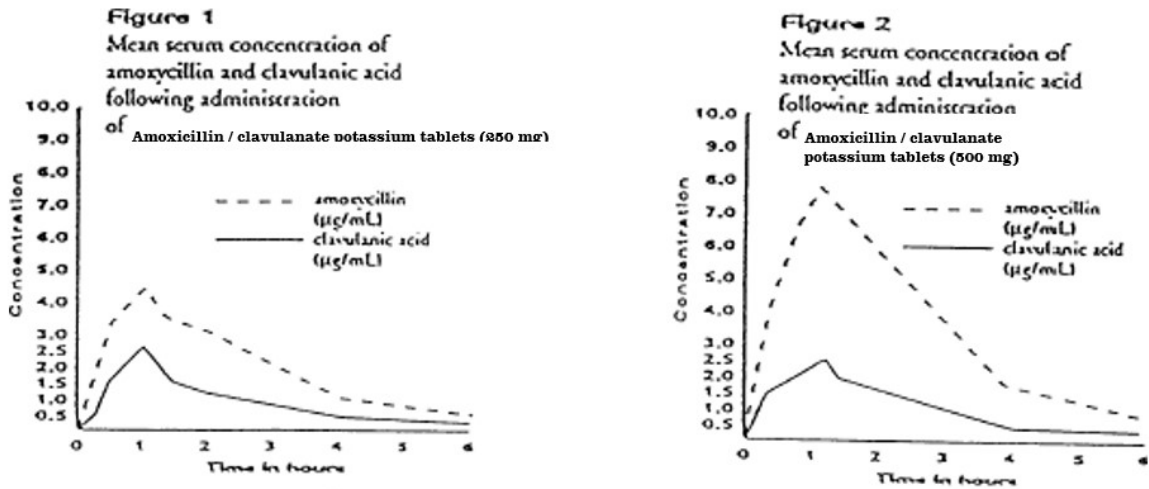
Amoxicillin exerts a bactericidal action against sensitive organisms during the stage of active multiplication through the inhibition of the biosynthesis of bacterial cell wall mucopeptides. Clavulanic acid inhibits specific  $\beta$ -lactamases of some microorganisms and allows amoxicillin to inhibit amoxicillin (ampicillin) resistant organisms which produce clavulanic acid sensitive  $\beta$ -lactamases.

## **10.3 Pharmacokinetics**

There is no significant difference between the absorptions of amoxicillin and clavulanic acid, whether administered separately or as a combination in JAMP Amoxi Clav.

## Adults

Serum profiles of amoxicillin and clavulanic acid following single oral doses of amoxicillin / clavulanate potassium 250 mg tablets (250 mg of amoxicillin and 125 mg of clavulanic acid; a 2:1 ratio preparation) or amoxicillin / clavulanate potassium 500 mg tablets (500 mg of amoxicillin and 125 mg of clavulanic acid; a 4:1 ratio preparation) are shown in Figures 1 and 2 below.



Some pharmacokinetic parameters and the urinary excretion for these two preparations are given in Table 2 and Table 3.

**Table 2 Pharmacokinetic Parameters**

Parameter*	Amoxicillin / clavulanate potassium 250 mg tablets		Amoxicillin / clavulanate potassium 500 mg tablets	
	Amoxicillin	Clavulanic acid	Amoxicillin	Clavulanic acid
C <sub>max</sub> (mcg/mL)	4.45 ± 0.91	2.27 ± 0.76	7.66 ± 1.65	2.33 ± 0.73
T <sub>max</sub>	1.39 ± 40.65	1.08 ± 0.32	1.35 ± 0.31	1.22 ± 0.40
AUC (mcg/ml.h)	11.39 ± 1.60	4.73 ± 1.67	20.15 ± 3.31	5.24 ± 1.63

\* C<sub>max</sub> - maximum serum concentration ± SD

T<sub>max</sub> - time to reach the maximum serum concentration ± SD

AUC - area under the curve ± SD

**Table 3 Urinary Excretion of Amoxicillin (mg) and of Clavulanic Acid (mg)**

Collection Period	Amoxicillin / clavulanate potassium 250 mg tablets		Amoxicillin / clavulanate potassium 500 mg tablets	
	Amoxicillin	Clavulanic acid	Amoxicillin	Clavulanic Acid

0 to 2 hours	77.72 ± 44.69	19.71 ± 15.00	228.84 ± 141.87	18.07 ± 8.47
2 to 4 hours	65.00 ± 40.65	11.22 ± 7.77	131.41 ± 63.93	11.76 ± 5.99
4 to 6 hours	15.80 ± 11.82	2.24 ± 1.40	40.17 ± 22.81	4.19 ± 3.75
<b>Total Excreted</b>	158.72 ± 54.48	33.18 ± 16.61	391.30 ± 194.01	33.27 ± 13.68
<b>% Excreted</b>	63.5%	26.5%	78.3%	26.6%

N.B. Excretion is in terms of active drug.

The 24-hour pharmacokinetic profile of amoxicillin and clavulanic acid following a dosing regimen of amoxicillin / clavulanate potassium 875 mg tablets every 12 hours, amoxicillin / clavulanate potassium 500 mg every 8 hours, amoxicillin / clavulanate potassium 500 mg every 12 hours and amoxicillin / clavulanate potassium 250 mg every 8 hours, with a light meal was compared in healthy volunteers. Some pharmacokinetic parameters for these preparations are provided in Table 4.

**Table 4 Amoxicillin and Clavulanic Acid Plasma Concentrations**

Dose* and Regimen	AUC <sub>0-24 hr</sub> (mcg/mL.hr.) ± SD		Mean <sup>†</sup> Maximum Plasma Concentration (mcg/mL) ± SD	
	Amoxicillin	Clavulanic acid	Amoxicillin	Clavulanic acid
250/125 mg t.i.d.	26.77 ± 4.56	12.63 ± 3.25	3.32 ± 1.12	1.47 ± 0.70
500/125 mg b.i.d.	33.43 ± 6.76	8.60 ± 1.95	6.51 ± 1.41	1.75 ± 0.61
500/125 mg t.i.d.	53.35 ± 8.87	15.72 ± 3.86	7.19 ± 2.26	2.40 ± 0.83
875/125 mg b.i.d.	53.52 ± 12.31	10.16 ± 3.04	11.64 ± 2.78	2.18 ± 0.99

\* Administered at the start of a light meal.

† Mean values of 16 normal volunteers. Peak concentrations occurred approximately 1.5 hours after the dose.

The AUC (0-24h) for amoxicillin was comparable between the amoxicillin / clavulanate potassium 875 mg b.i.d. and amoxicillin / clavulanate potassium 500 mg t.i.d. regimens and between the amoxicillin / clavulanate potassium 500 mg b.i.d. and amoxicillin / clavulanate potassium 250 mg t.i.d. regimens. Although the T<sub>MIC</sub> values (time above MIC of 1 mcg/mL) were slightly reduced for the b.i.d. regimen, no differences were observed for half-life or C<sub>max</sub> after normalization for doses of amoxicillin and clavulanic acid.

The half-life of amoxicillin when given alone is 1.2 hours and 1.3 hours when given in the form of amoxicillin / clavulanate potassium. The half-life of clavulanic acid alone is 1.0 hour. Time above the minimum inhibitory concentration of 1.0 mcg/mL for amoxicillin has been shown to be similar after corresponding b.i.d. and t.i.d. dosing regimens of amoxicillin / clavulanate potassium in adults and children.

Concurrent administration of probenecid delays amoxicillin excretion but does not delay renal excretion of clavulanic acid.

Neither component of amoxicillin / clavulanate potassium is highly protein-bound; clavulanic acid has been found to be approximately 30% bound to human serum protein and amoxicillin approximately 20% bound.

## **11 STORAGE, STABILITY AND DISPOSAL**

Store in a dry place at room temperature (15°C – 25°C). Store in the original container. Do not remove desiccant. Keep out of reach and sight of children.

## **12 SPECIAL HANDLING INSTRUCTIONS**

There are no special handling instructions.



## PART II: SCIENTIFIC INFORMATION

### 13 PHARMACEUTICAL INFORMATION

#### Drug Substance

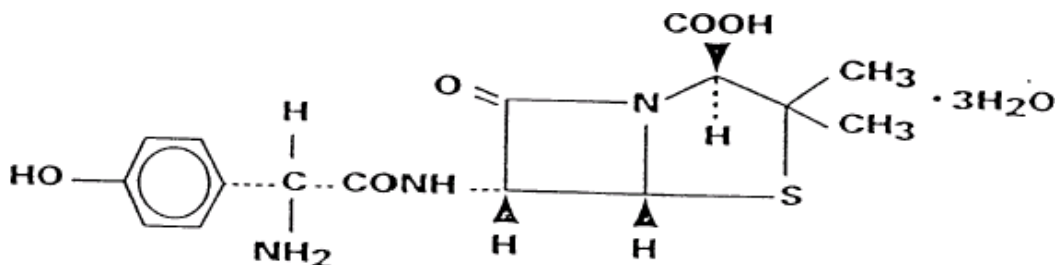
Proper name: amoxicillin / clavulanate potassium

#### Amoxicillin

Chemical name: Trihydrate of 6-[- $\alpha$ -amino-4-hydroxy-phenylacetamido]-penicillanic acid

Molecular formula and molecular mass:  $C_{16}H_{19}N_3O_5S \cdot 3H_2O$ , 419.47 g/mol (trihydrate) and 365.41 g/mol (anhydrous)

Structural formula:



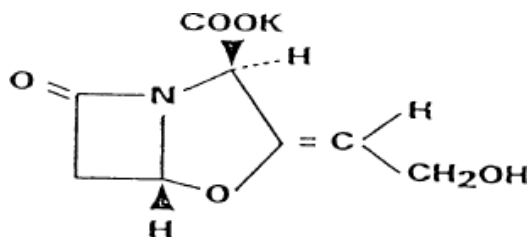
Physicochemical properties: Amoxicillin trihydrate is a white or slightly off-white highly hygroscopic powder.

#### Clavulanate Potassium

Chemical name: Potassium (Z)-(2R,5R)-3-(2-hydroxyethylidene)-7-oxo-4-oxa-1-azabicyclo[3,2,0]-heptane-2-carboxylate

Molecular formula and molecular mass:  $C_8H_8NO_5K$ , 199.16 g/mol (free acid) and 237.25 g/mol (potassium salt)

Structural formula:



Physicochemical properties: A white to pale yellow powder.

## 14 CLINICAL TRIALS

### 14.2 Comparative Bioavailability Study

A double blinded, balanced, randomized, two-treatment, two-sequence, four-period, full replicate, cross-over, single-dose, oral bioequivalence study of Amoxicillin and Clavulanate Potassium Tablets 500/125 mg (JAMP Pharma Corporation) and <sup>Pr</sup>CLAVULIN<sup>®</sup> - 500F (amoxicillin and clavulanate potassium) Tablets (GlaxoSmithKline Inc.) was conducted in 44 healthy, adult, male human subjects under fasting conditions.

A summary of the comparative bioavailability data from the 44 male subjects is presented in following table.

**SUMMARY TABLE OF THE COMPARATIVE BIOAVAILABILITY DATA**

<b>Amoxicillin</b> (1 x 500/125 mg) From measured data <b>uncorrected for potency</b> Geometric Mean** Arithmetic Mean (CV %)				
Parameter	Test*	Reference <sup>†</sup>	% Ratio of Geometric Means	90% Confidence Interval
AUC <sub>T</sub> (hr. ng/mL)	27879.32 29353.50 (29.4)	28022.56 29476.10 (29.3)	99.5	94.7 - 104.5
AUC <sub>I</sub> (hr. ng/mL)	28180.17 29668.59 (29.4)	28319.86 29788.84 (29.3)	99.5	94.8 - 104.5
C <sub>max</sub> (ng/mL)	7699.04 8095.46 (30.2)	7979.26 8440.25 (31.6)	96.5	90.8 - 102.5
T <sub>max</sub> <sup>§</sup> (h)	2.67 (1.25-5.00)	2.33 (1.00-5.00)		
T <sub>1/2</sub> <sup>€</sup> (h)	1.60 (16.4)	1.59 (14.9)		

\*\* Expressed as Geometric Least Squares Means.

\* Amoxicillin and Clavulanate Potassium Tablets 500/125 mg (JAMP Pharma Corporation, Canada).

<sup>†</sup> <sup>Pr</sup>CLAVULIN<sup>®</sup> - 500F (amoxicillin and clavulanate potassium) Tablets (GlaxoSmithKline Inc.) and purchased in Canada.

§ Expressed as the median (range)

€ Expressed as the arithmetic mean (CV%) only

<p style="text-align: center;"><b>Clavulanic acid</b> (1 x 500/125 mg) From measured data <b>uncorrected for potency</b> Geometric Mean** Arithmetic Mean (CV %)</p>				
Parameter	Test*	Reference <sup>†</sup>	% Ratio of Geometric Means	90% Confidence Interval <sup>#</sup>
AUC <sub>T</sub> (hr. ng/mL)	5924.50 6429.124 (39.2)	6269.52 6782.690 (36.9)	94.5	88.3 - 101.2
AUC <sub>I</sub> (hr. ng/mL)	5939.51 6445.470 (39.2)	6286.34 6800.750 (36.9)	94.5	88.2 - 101.2
C <sub>max</sub> (ng/mL)	2164.00 2374.85 (42.1)	2287.21 2512.83 (42.4)	94.6	87.4 - 102.4
T <sub>max</sub> <sup>§</sup> (h)	1.50 (0.75-3.00)	1.50 (0.75-3.50)		
T <sub>1/2</sub> <sup>€</sup> (h)	1.26 (13.5)	1.25 (14.2)		

\*\* Expressed as Geometric Least Squares Means.

\* Amoxicillin and Clavulanate Potassium Tablets 500/125 mg (JAMP Pharma Corporation, Canada).

<sup>†</sup> PrCLAVULIN<sup>®</sup> - 500F (amoxicillin and clavulanate potassium) Tablets (GlaxoSmithKline Inc.) and purchased in Canada.

§ Expressed as the median (range)

€ Expressed as the arithmetic mean (CV%) only

### Comparative Bioavailability Study

A double blinded, balanced, randomized, two-treatment, two-sequence, four-period, full replicate, cross-over, single-dose, oral bioequivalence study of Amoxicillin and Clavulanate Potassium Tablets 875/125 mg (JAMP Pharma Corporation) and PrCLAVULIN<sup>®</sup> - 875 (amoxicillin and clavulanate potassium) Tablets (GlaxoSmithKline Inc.) was conducted in 44 healthy, adult, human male subjects under fasting conditions.

A summary of the comparative bioavailability data from the 43 male subjects is presented in following table.

**SUMMARY TABLE OF THE COMPARATIVE BIOAVAILABILITY DATA**

<p align="center"><b>Amoxicillin</b>                      (1 x 875/125 mg)                      From measured data  <b>uncorrected for potency</b>                      Geometric Mean**                      Arithmetic Mean (CV %)</p>				
Parameter	Test*	Reference <sup>†</sup>	% Ratio of Geometric Means	90% Confidence Interval
AUC <sub>T</sub> (hr. ng/mL)	48091.47 49764.76 (26.1)	50318.85 51385.69 (22.6)	95.6	90.4 - 101.0
AUC <sub>I</sub> (hr. ng/mL)	48611.05 50323.10 (26.3)	50838.07 51921.39 (22.7)	95.6	90.4 - 101.1
C <sub>max</sub> (ng/mL)	13250.77 13790.28 (29.3)	13983.95 14384.61 (23.4)	94.8	90.2 - 99.5
T <sub>max</sub> <sup>§</sup> (h)	2.67 (1.00 - 5.00)	2.33 (1.00 - 5.00)		
T <sub>½</sub> <sup>€</sup> (h)	1.58 (16.2)	1.60 (15.4)		

\*\* Expressed as Geometric Least Squares Means.

\* Amoxicillin and Clavulanate Potassium Tablets 875/125 mg (JAMP Pharma Corporation, Canada).

<sup>†</sup> PrCLAVULIN<sup>®</sup> - 875 (amoxicillin and clavulanate potassium) Tablets (GlaxoSmithKline Inc.) and purchased in Canada.

<sup>§</sup> Expressed as the median (range)

<sup>€</sup> Expressed as the arithmetic mean (CV%) only

<p style="text-align: center;"><b>Clavulanic acid</b> (1 x 875/125 mg) From measured data <b>uncorrected for potency</b> Geometric Mean** Arithmetic Mean (CV %)</p>				
Parameter	Test*	Reference <sup>†</sup>	% Ratio of Geometric Means	90% Confidence Interval <sup>#</sup>
AUC <sub>T</sub> (hr. ng/mL)	7170.65 7951.22 (40.6)	7158.67 8110.86 (40.0)	100.2	91.4 - 109.8
AUC <sub>I</sub> (hr. ng/mL)	7185.27 7966.78 (40.6)	7173.41 8125.48 (40.0)	100.2	91.4 - 109.8
C <sub>max</sub> (ng/mL)	2766.35 3232.99 (50.0)	2753.42 3281.74 (48.5)	100.5	89.4 - 112.8
T <sub>max</sub> <sup>§</sup> (h)	1.50 (0.75 - 4.00)	1.50 (0.75 - 3.00)		
T <sub>½</sub> <sup>€</sup> (h)	1.19 (10.2)	1.21 (11.6)		

\*\* Expressed as Geometric Least Squares Means.

\* Amoxicillin and Clavulanate Potassium Tablets 875/125 mg (JAMP Pharma Corporation, Canada).

<sup>†</sup> PrCLAVULIN® - 875 (amoxicillin and clavulanate potassium) Tablets (GlaxoSmithKline Inc.) and purchased in Canada.

<sup>§</sup> Expressed as the median (range)

<sup>€</sup> Expressed as the arithmetic mean (CV%) only

## 15 MICROBIOLOGY

In the list below, organisms are categorised according to their in vitro susceptibility to amoxicillin- clavulanate based mainly on studies published during 2001-2011.

**Table 5 In vitro susceptibility of micro-organisms to amoxicillin-clavulanate**

Where clinical efficacy of amoxicillin-clavulanate has been demonstrated in clinical trials this is indicated with an asterisk (*).
Organisms that do not produce beta-lactamase are identified (with †). If an isolate is susceptible to amoxicillin, it can be considered susceptible to amoxicillin-clavulanate.
<b>Commonly susceptible species</b>

**Gram-positive aerobes:**

*Enterococcus faecalis*

*Streptococcus bovis*

*Streptococcus pyogenes*<sup>†</sup>

*Streptococcus agalactiae*<sup>†</sup>

*Streptococcus spp.* (other  $\beta$ -hemolytic) <sup>†</sup>

*Staphylococcus aureus* (methicillin susceptible)\*

*Staphylococcus saprophyticus* (methicillin susceptible)

*Coagulase negative staphylococcus* (methicillin susceptible)

**Gram-negative aerobes:**

*Haemophilus influenzae*\*

*Haemophilus parainfluenzae*

*Moraxella catarrhalis*\*

*Pasteurella multocida*

*Proteus mirabilis*

**Gram positive anaerobes:**

*Clostridium spp.*

*Peptostreptococcus spp.*

**Gram-negative anaerobes:**

*Eikenella corrodens*

*Fusobacterium spp.*

*Porphyromonas spp.*

*Prevotella spp.*

**Species for which acquired resistance may be a problem**

**Gram-positive aerobes:**

*Streptococcus pneumoniae*<sup>†</sup>

*Viridans group streptococcus*

**Gram-negative aerobes:**

*Escherichia coli*\*

*Klebsiella oxytoca*

*Klebsiella pneumoniae*\*

*Klebsiella spp.*

*Proteus vulgaris*

*Salmonella spp.*

*Shigella spp.*

**Gram-negative anaerobes:***Bacteroides fragilis**Bacteroides spp.**Bacteroides thetiotamicron***Inherently resistant organisms****Gram-positive aerobes:***Enterococcus faecium***Gram-negative aerobes:***Acinetobacter spp.**Aeromonas spp.**Citrobacter spp.**Enterobacter spp.**Hafnia alvei**Morganella morganii**Providencia rettgeri**Providencia stuartii**Pseudomonas spp.**Serratia marcescens***Susceptibility Testing****Interpretive Criteria for Dilution and Disk Diffusion Testing**

MIC and disk diffusion results should be interpreted according to Table 4 and are based on CLSI methodologies (CLSI M7-A9<sup>10</sup> and M2-A10<sup>11</sup>). The recommended dilution pattern utilizes a constant amoxicillin/clavulanate potassium ratio of 2 to 1 in all tubes with varying amounts of amoxicillin. MICs are expressed in terms of the amoxicillin concentration in the presence of clavulanic acid at a constant 2 parts amoxicillin to 1 part clavulanic acid. The disk procedure uses paper disks impregnated with 30 mcg amoxicillin/clavulanate potassium (20 mcg amoxicillin plus 10 mcg clavulanate potassium).

A report of S (“Susceptible”) indicates that the antimicrobial is likely to inhibit growth of the pathogen if the antimicrobial compound in the blood reaches the concentration usually achievable. A report of I (“Intermediate”) indicates that the result should be considered equivocal, and, if the microorganism is not fully susceptible to alternative, clinically feasible antimicrobials, the test should be repeated. This category implies possible clinical applicability in body sites where the drug is physiologically concentrated or in situations where high doses of antimicrobial can be used. This category also provides a buffer zone that prevents small uncontrolled technical factors from causing major discrepancies in interpretation. A report of R (“Resistant”) indicates that the antimicrobial is not likely to inhibit growth of the pathogen if the

antimicrobial compound in the blood reaches the concentration usually achievable; other therapy should be selected.

**Table 6 Susceptibility Test Result Interpretive Criteria for Amoxicillin/Clavulanate Potassium**

Pathogen	Minimum Inhibitory Concentration (mcg/mL)			Disk Diffusion (Zone Diameter in mm)		
	S	I	R	S	I	R
<i>Haemophilus influenzae</i> (Note 1)	≤ 4/2	Not applicable (NA)	≥ 8/4	≥ 20	NA	≤ 19
<i>Enterobacteriaceae</i>	≤ 8/4	16/8	≥ 32/16	≥ 18	14 to 17	≤ 13
<i>Staphylococcus aureus</i> (Note 2)	≤ 4/2	NA	≥ 8/4	≥ 20	NA	≤ 19
<i>Streptococcus pneumoniae</i> (nonmeningitis isolates)	≤ 2/1	4/2	≥ 8/4	(Note 3)		

Note 1: β-lactamase–negative, ampicillin-resistant *H. influenzae* isolates must be considered resistant to amoxicillin/clavulanate potassium

Note 2: *Staphylococci* which are susceptible to amoxicillin/clavulanate potassium but resistant to methicillin or oxacillin must be considered as resistant

Note 3: Susceptibility of *S. pneumoniae* should be determined using a 1-mcg oxacillin disk. Isolates with oxacillin zone sizes of ≥ 20 mm are susceptible to amoxicillin/clavulanate potassium. An amoxicillin/clavulanate potassium MIC should be determined on isolates of *S. pneumoniae* with oxacillin zone sizes of ≤ 19 mm.

**Quality Control Reference Ranges**

Standardized susceptibility test procedures require the use of quality control microorganisms to determine the performance of the test procedures. The expected quality control results based on CLSI MIC and disk diffusion methods are shown in Table 7 (CLSI M100-S21).



**Table 7 Acceptable Quality Control Ranges for Amoxicillin/Clavulanate Potassium**

Quality Control Organism	Minimum Inhibitory Concentration Range (mcg/mL)	Disk Diffusion (Zone Diameter Range in mm)
<i>Escherichia coli</i> ATCC 35218 [ <i>H. influenzae</i> quality control (Note 1)]	4/2 to 16/8	17 to 22
<i>Escherichia coli</i> ATCC 25922	2/1 to 8/4	18 to 24
<i>Haemophilus influenzae</i> ATCC 49247	2/1 to 16/8	15 to 23
<i>Staphylococcus aureus</i> ATCC 29213	0.12/0.06 to 0.5/0.25	Not applicable (NA)
<i>Staphylococcus aureus</i> ATCC 25923	NA	28 to 36
<i>Streptococcus pneumoniae</i> ATCC 49619	0.03/0.015 to 0.12/0.06	NA

ATCC is a trademark of the American Type Culture Collection.

Note 1: When using *Haemophilus* Test Medium (HTM)

## 16 NON-CLINICAL TOXICOLOGY

### General Toxicology

#### Single Dose

The acute toxicity of amoxicillin trihydrate and potassium clavulanate, formulated in a 2:1 and 4:1 ratio, was determined in mice and rats dosed orally and intravenously. LD<sub>50</sub>'s are shown in Table 8.

**Table 8 Acute Toxicity**

Species	Route	Sex	Drug Ratio	LD50 (mg/kg)**
Rats	Oral	M	2:1	>5000
		F	2:1	>5000
Mice	Oral	M	2:1	>5000
		F	2:1	>5000
Rats	Oral	M	4:1	>5000
		F	4:1	>5000
	i.v.	M	4:1	1850

		F	4:1	1960
Mice	Oral	M	4:1	>5000
		F	4:1	>5000
	i.v.	M	4:1	1715-2450*
		F	4:1	1715-2450*

\* estimated

\*\*calculated in terms of amoxicillin and clavulanic acid.

All animals were observed for 14 days. Soft faeces which were observed in rats at the beginning of the observation period regained good general condition by the end of the observation period. All mice showed a slight dose-related loss of condition for up to 72 hours after dosing, thereafter remaining in good condition for the duration of the study. Animals, dosed by the intravenous route, which survived were observed to have mild convulsions and abnormal gait 2-3 minutes after dosing. Those, which did not survive, convulsed immediately on dosing and died within 1 minute.

The LD<sub>50</sub> of clavulanate potassium administered orally to 4 day old rats was determined to be 1,360 mg/kg. This compares with an oral LD<sub>50</sub> of greater than 10,000 mg/kg for adult rats. In these neonates, weight loss, diarrhea and abdominal distension were frequently observed following dosing.

## Repeat Dose

### Rats

Amoxicillin trihydrate and clavulanate potassium formulated in a 2:1 ratio were administered orally by gavage to 3 groups of rats each comprising 10 males and 10 females at doses of 20/10, 60/30 or 180/90 mg/kg/day for 4 weeks. A fourth group served as a control. Clinical condition and laboratory determinations were monitored and post-mortem and histopathologic determinations were carried out. There were no deaths during the study. Apart from the passage of slightly soft faeces in all treated groups, there were no adverse clinical signs. Body weight gain and food intake were comparable with controls. Water intake was increased in the male high dose group (8%, 16.3%, 16.8% and 12.2% for weeks 1, 2, 3 and 4, respectively). Female rats showed an overall increase in water consumption of 22%, 11% and 13% for low, intermediate and high dose groups, respectively. Hematology and blood chemistry parameters were comparable to controls and within accepted normal limits. There was a statistically significant increase in urine output in the low and high dose male groups compared to controls. Macroscopic examination revealed an increased incidence of caecal enlargement in all treated groups and was marginally greatest at the high dose level. There was a statistically significant decrease in relative liver weights in both sexes (-9%, -14% and -9% for high, intermediate and low dose male groups, respectively and -12%, -16% and -6% for equivalent female groups). The

mean relative thymus weight in the high dose male group was also significantly decreased by 21% and the relative heart weight in the intermediate dose female group was significantly reduced by 12% compared with control. Histological examination of the kidneys revealed minimal chronic inflammatory cell infiltration in a proportion of animals from all groups and was associated with occasional distended tubules and tubules characterized by basophilic staining of the cells of the epithelium.

Amoxicillin trihydrate and clavulanate potassium formulated in a 2:1 ratio were administered orally by gavage to four groups of Sprague-Dawley rats, each comprising 15 males and 15 females, at doses of 20/10, 40/20, 100/50 or 800/400 mg/kg/day for 26 weeks. A fifth group served as a control. Five male and 5 female rats were added to each of the high dose and control groups to determine the effect of drug withdrawal. At the end of the treatment period, these two groups were left undosed for a period of four weeks before sacrificing. Clinical condition and laboratory determinations were monitored and post-mortem and histopathologic determinations were carried out.

There were 4 deaths during the treatment period: one male and two females in the 20/10 mg/kg/day group and one female in the 40/20 mg/kg/day group. There were no deaths during the withdrawal period. Salivation immediately after dosing was noted in both male and female high dose groups. For males receiving 800/400 mg/kg/day, 21% lower body weight gains were recorded from week 3 onwards and 10% lower body weight gains were recorded in the 100/50 mg/kg/day group. Females receiving 800/400 mg/kg/day had lower body weight gains of 62% recorded from week 13.

Decreased urine volumes (males - 30%, females - 54%) were recorded in the 800/400 mg/kg/day group. A statistically significant increase in osmolality was noted in the female high dose group compared to controls.

There was an increase in total white blood cell count associated with an increase in lymphocytes in male rats from the high dose group. This group also had shorter APTT (Activated Partial Thromboplastin Time) while a non-dose related shortened PT (Prothrombin Time) was observed for males receiving 800/400, 100/50, or 40/20 mg/kg at various intervals during treatment, and for all treated males after 24 weeks. At the end of the withdrawal period, values for all parameters were similar to controls. Blood chemistry investigations revealed lower serum albumin (5 to 16%) and higher globulin levels (16 to 30%) during weeks 12 and 24 for male animals receiving 800/400 mg/kg, with an associated decrease in A/G ratios.

A similar effect was seen at week 24 for males receiving 100/50 mg/kg. High dose female rats had globulin levels and A/G ratios similar to controls. However, total protein levels were lower than controls, with an associated decrease in serum albumin levels. At the end of the withdrawal period the only difference from controls was a reduction in total serum protein in females.

At post-mortem examination, a prominent limiting ridge was seen in the stomachs of nearly all

the high dose group rats and 1 male dosed at 100/50 mg/kg. Distension of the caecum was seen at all dose levels in a dose-related fashion. At the end of the withdrawal period these findings were no longer observed. Significantly increased liver weights (males - 40%; females - 22%), spleen weights (females - 23%) and kidney weights (males - 10%) were recorded for the high dose group. There was an increase of 30% in liver weights in high dose females and an increase of 26% in kidney weights of high dose males at the end of the withdrawal period. Treatment related microscopic effects were seen in high dose rats of both sexes.

These were hepatocyte enlargement in centrilobular and mid-zonal areas of the liver, hyperplasia of the non-glandular epithelium of the stomach in the region of the limiting ridge and distension of the lumen of the caecum. The only persistent change present after the withdrawal period was hepatocyte enlargement in all previously dosed males.

A study of similar design was carried out in which identical doses of only the clavulanic acid component of the combination described above were administered. In general, the results were similar to those reported above for the combination.

## **Dogs**

Amoxicillin trihydrate and clavulanate potassium formulated in a 2:1 ratio were administered orally by gavage to 3 groups of beagle dogs, each comprising 2 males and 2 females, at doses of 20/10, 60/30 or 180/90 mg/kg/day for 28 days. A fourth group served as a control. Clinical condition and laboratory determinations were monitored and post-mortem and histopathologic determinations were carried out. There were no deaths during the study. The high dose animals showed immediate signs of excessive salivation and severe vomiting was seen up to 2-1/2 hours after dosing. Vomiting was present but less severe in the female intermediate dose group. Body weight gain, food and water consumption and hematology were unaffected by treatment. The blood glucose level of the 60/30 mg/kg dosed male dogs was raised 25% on day 13 and 11% on day 27. These two dogs also showed increases in mean BUN (70%), total protein (5%) and albumin (10%) concentrations at the terminal bleed. The high dose group had reduced total protein (11%) and albumin (10%) levels on day 27. Female dogs dosed at 180/90 mg/kg had total protein levels reduced by 4% and total albumin levels reduced by 12% and 10% at interim and terminal bleeds.

All dose groups had SGOT activity slightly reduced on days 13 and 27. A pronounced enzymuria and minor proteinuria was seen in one male dog of the low dose group. All dosed groups had slight elevation in osmolality and electrolyte excretion. The low dose female group had a slight elevation in urinary alkaline phosphatase (UAP) activity while the urine concentration capacity of test animals was marginally raised. Macroscopic post-mortem examinations did not reveal any treatment-related changes. Histological examination revealed that in the colon of two female dogs in the high dose group, distended glands were prominent and were associated with chronic inflammatory changes both in the colon and in the mucosa of the duodenum in one instance. No other changes were observed that would be considered to be related to the administration of the test compound.

Amoxicillin trihydrate and clavulanate potassium formulated in a 2:1 ratio were administered

orally by gavage to four groups of Beagle dogs, each comprising 4 females and 4 males, at doses of 10/5, 20/10, 40/20 or 100/50 mg/kg/day for 26 weeks. A fifth group served as a control. Three male and 3 female dogs were added to each of the high dose and control groups to determine the effect of drug withdrawal. At the end of the treatment period, these two groups were left undosed for a period of 30 days before sacrificing. Clinical condition and laboratory determinations were monitored and post- mortem and histopathologic determinations were carried out.

There were no deaths during the study. Salivation and emesis including the occasional presence of blood streaks (1 mL) in the vomitus were observed in the high dose groups. A low incidence of fecal occult blood was observed in both treated and control animals but the highest incidence occurred in the high dose group after 3 months of treatment. Abnormal granulations in segmented neutrophils were observed most frequently in animals from the high dose group.

Serum glucose levels in males from all treated groups and females from the low and high dose groups were found to be 8 - 29% greater than in controls on some of the assessment occasions during treatment. Similarly, high dose males and females had decreased total protein levels of 9 - 13% on various occasions during treatment. In both cases the absolute magnitude of the change was small with the observed values not falling outside of normal ranges for Beagle dogs. Focal reddening and petechiation of the mucosa of the pyloric antrum, the presence of white patchy areas in the liver and the presence of white streaks along the cortico-medullary junctions of the kidneys were recorded more frequently for animals of the treated groups than for control animals. At the end of the recovery period kidney changes and some GI effects remained. Histopathological studies revealed hepatic and renal changes in the form of cytoplasmic glycogen diminution or disappearance and tubular vacuolization. The kidney and liver changes identified in dogs killed after 6 months of treatment were not observed in dogs of the regression group. Histopathological examination of the GI tract revealed capillary congestion and some extravasation of erythrocytes in the superficial mucosa of the fundus and pylorus in both treated and control dogs.

A study of similar design was carried out in which identical doses of only the clavulanic acid component of the combination described above were administered. In general, the results were similar to those reported above for the combination.

## **Reproductive and Developmental Toxicology**

### **Fertility and General Reproductive Performance**

Amoxicillin trihydrate and clavulanate potassium in a 2:1 ratio were administered orally by gavage to 3 groups of rats, each comprising 24 males and 24 females, at doses of 20/10, 100/50 or 800/400 mg/kg/day. A fourth group served as a control. Male rats were dosed daily for a minimum of 63 days prior to mating and continuing until weaning of offspring on day 21. Female rats were treated for 15 days prior to mating until weaning or until selected for caesarean section at the end of gestation. On gestation day 20, 10 females/group were sacrificed, a caesarean section was carried out and the remaining 14 females/group were

allowed to litter normally. Two high dose males died, one each during study week 11 and 15. Necropsy indicated impaction of the caecal content for one while the other showed pulmonary hemorrhage. Treatment related effects in the high dose males included a slight increase in wheezing and hair loss, decrease in mean body weight gain (21%) and a moderate increase in soft stools.

A slight increase in hair loss was noted in the 100/50 and 800/400 mg/kg/day females. Fertility and general reproductive performance was not affected by treatment as assessed by pregnancy rate and duration of gestation. Male and female mean pup body weights were statistically significantly higher in the 100/50 mg/kg/day group when compared to control. Although not statistically significant, a decrease, which tended to be dose related, was observed with respect to viable fetuses, total implantations and corpora lutea per dam. Two F<sub>1</sub> fetuses, from the 800/400 mg/kg dose group, had malformations (one had a malformed scapula and the other a thread-like tail and small anus). Litter size, foetal loss and development and behaviour of pups were not adversely affected by treatment.

A study of similar design was carried out in which identical doses of only the clavulanic acid component of the combination described above were administered. The results were generally similar to those reported above for the combination with the addition that 2 fetuses from the 400 mg/kg/day dose group exhibited scoliosis.

### **Teratology**

Three groups of 30 female rats were mated and amoxicillin trihydrate and clavulanate potassium in a 2:1 ratio were then administered from day 6 to day 15 of gestation at doses of 20/10, 100/50 or 800/400 mg/kg/day. A fourth group served as a control. On day 20 of gestation, 20 females/group were sacrificed and a caesarean section was carried out while the remaining 10/group were allowed to litter normally. One dam in the 100/50 mg/kg/day group died; however, the dam was normal internally. Maternal observations revealed a dose related loss of hair, a reduction (11 to 23%) in mean maternal body weight gain for gestation days 6 to 20 and a decrease in food consumption. Slight increases in post-implantation losses were seen in the treated groups, but these were neither dose- related nor statistically significant. Pregnancy rate, litter size, foetal loss and mean pup weights were not affected by the treatment.

The incidence of bent ribs was dose-related and scoliosis was observed in three offspring of dams dosed at 100/50 and 800/400 mg/kg/day. Other offspring abnormalities included extra sternbrae (1 pup), numerous petechiae on the stomach and misplaced sternbrae (1 pup) and cleft lip with several skeletal anomalies involving the vertebrae, ribs, skull and sternum (1 pup).

A study of similar design was carried out in which identical doses of only the clavulanic acid component of the combination described above were administered. The results were generally similar to those reported above for the combination with the addition that a dose related reduction in ossification and a statistically significant decrease in mean pup body weight were also observed.

### **Perinatal and Postnatal Studies**

Amoxicillin trihydrate and clavulanate potassium in a ratio of 2:1 were administered orally by gavage to 3 groups, each comprising 20 pregnant rats, at doses of 20/10, 100/50 or 800/400 mg/kg/day from day 15 of gestation, through lactation to 21 days post-partum. A fourth group served as a control. Among parent animals, no deaths were observed but there was a slight decrease (17%) of mean body weight in the 800/400 mg/kg/day group on gestation days 15 to 20 and lactation days 0 to 4. Among the litters, 6 deaths were observed; 5 in the 100/50 mg/kg/day group and 1 in the 800/400 mg/kg/day group. A statistically significant decrease in mean number of viable pups per litter in the high dose group was observed. There was a statistically significant decrease in pup survival in the 100/50 mg/kg/day dose group on lactation days 4, 8, 12 and 21 and a small statistically insignificant decrease in the 800/400 mg/kg/day group. In the F1 generation animals, which were mated, a statistically significant decrease in total implantations per dam and corpora lutea was observed for animals in dams of the 800/400 mg/kg/day group compared to control. The F1 generation parameters revealed no other biologically meaningful differences or dose-related trends in litter observations, behavioural and developmental indices, neuropharmacological responses or reproductive capability of any treatment group when compared with control.

A study of similar design was carried out in which identical doses of only the clavulanic acid component of the combination described above were administered. The maternal effects observed were, in general, similar to those reported above for the combination preparation. In the F1 generation, 1 pup from each of the 50 and 400 mg/kg dosage groups had bilateral rudimentary ribs and 1 pup from the 400 mg/kg dosage group had hydrocephaly in addition to bilateral rudimentary ribs.

## **17 SUPPORTING PRODUCT MONOGRAPHS**

1. <sup>Pr</sup>CLAVULIN (amoxicillin / clavulanate potassium tablets, 500 mg / 125 mg, 875 mg / 125 mg), submission control 235606, Product Monograph, GlaxoSmithKline Inc. (November 28, 2022)

## PATIENT MEDICATION INFORMATION

### READ THIS FOR SAFE AND EFFECTIVE USE OF YOUR MEDICINE

#### <sup>Pr</sup> **JAMP Amoxi Clav**

#### **Amoxicillin and Clavulanate Potassium Tablets**

Read this carefully before you start taking **JAMP Amoxi Clav** and each time you get a refill. This leaflet is a summary and will not tell you everything about this drug. Talk to your healthcare professional about your medical condition and treatment and ask if there is any new information about **JAMP Amoxi Clav**.

#### **What is JAMP Amoxi Clav used for?**

JAMP Amoxi Clav is an antibiotic used to treat bacterial infections.

#### **How does JAMP Amoxi Clav work?**

JAMP Amoxi Clav's ingredients work in 2 ways. Amoxicillin causes bacterial death. Clavulanic acid helps amoxicillin kill bacteria.

#### **What are the ingredients in JAMP Amoxi Clav?**

Medicinal ingredients: amoxicillin (as trihydrate) and clavulanic acid (as clavulanate potassium)

Non-medicinal ingredients:

colloidal anhydrous silica, croscarmellose sodium, ethyl cellulose, hydroxypropyl cellulose, hypromellose, magnesium stearate, microcrystalline cellulose, propylene glycol, SDA 3A Alcohol 27 CFR and titanium dioxide.

#### **JAMP Amoxi Clav comes in the following dosage forms:**

JAMP Amoxi Clav tablets: 250/125 mg, 500/125 mg and 875/125 mg of amoxicillin / clavulanic acid.

#### **Do not use JAMP Amoxi Clav if:**

- You or your child are allergic to:
  - Amoxicillin
  - Beta-lactam antibiotics (such as penicillins and cephalosporins)
  - Any of the other ingredients of JAMP Amoxi Clav (see **What are the ingredients in JAMP Amoxi Clav**)
- You or your child have had a history of:
  - Jaundice (yellowing of the skin and/or eyes) or liver disease, after taking JAMP Amoxi Clav
- You have mononucleosis

**To help avoid side effects and ensure proper use, talk to your healthcare professional before you take JAMP Amoxi Clav. Talk about any health conditions or problems you may have,**



**including if you:**

- Have had an allergic reaction (such as a rash) when taking an antibiotic.
- Start to have a skin rash while taking JAMP Amoxi Clav then:
  - stop taking JAMP Amoxi Clav.
  - tell your healthcare professional right away.
- Have mononucleosis.
- Have liver or kidney problems.
- Are pregnant or planning to become pregnant.
- Are breastfeeding or planning to breastfeed:
  - The amoxicillin in JAMP Amoxi Clav is passed into human breast milk. Talk about this with your healthcare professional.
- Are taking a birth control pill. Birth control pills may not work as well if you take JAMP Amoxi Clav.

**Other warnings you should know about:**

- JAMP Amoxi Clav treats only bacterial infections, not viral infections like the common cold.
- Although you may feel better early in treatment, use JAMP Amoxi Clav exactly as directed.
- Using too much JAMP Amoxi Clav or using it in the wrong way may cause:
  - more bacteria to grow
  - bacteria that will not be killed (resistance).
  - it not to work for you in the future (resistance).

Do not share your medicine.

**Tell your healthcare professional about all the medicines you take, including any drugs, vitamins, minerals, natural supplements or alternative medicines.**

**The following may interact with JAMP Amoxi Clav:**

- Allopurinol or probenecid (for treatment of gout)
- Anticoagulants (used to prevent blood clots) such as warfarin
- Mycophenolate mofetil (suppressed the immune system)

**How to take JAMP Amoxi Clav:**

You must use the medicine as instructed by your healthcare professional. Your healthcare professional will decide how much medicine you or your child need each day, and how many days you should take it for.

Treatment normally lasts 7 to 10 days. Your healthcare professional may ask you to take JAMP Amoxi Clav for 48 to 72 hours more depending on how it works for you.

It is better to take JAMP Amoxi Clav at the same time as a meal, but it still works without food.

If there is anything you do not understand please ask your healthcare professional.

### **Usual dose:**

#### Adults:

**N.B. Since both the JAMP Amoxi Clav 250/125 mg and JAMP Amoxi Clav 500/125 mg tablets contain the same amount of clavulanic acid (125 mg as the potassium salt), two JAMP Amoxi Clav 250/125 mg tablets are not equivalent to one JAMP Amoxi Clav 500/125 mg tablet. Therefore, two JAMP Amoxi Clav 250/125 mg tablets should not be substituted for one JAMP Amoxi Clav 500/125 mg tablet.**

The usual adult dose is 1 JAMP Amoxi Clav 500/125 mg tablet every 12 hours or 1 JAMP Amoxi Clav 250/125 mg tablet every 8 hours. For more severe infections and infections of the lower respiratory tract, your healthcare professional may prescribe 1 JAMP Amoxi Clav 875/125 mg tablet every 12 hours or 1 JAMP Amoxi Clav 500/125 mg tablet every 8 hours.

The tablets should not be split or divided.

Children weighing more than 38 kg should be dosed according to the adult recommendations.

#### Patients with kidney problems:

If you have kidney problems, your doctor may adjust your dose.

### **Overdose:**

If you think you, or a person you are caring for, have taken too much JAMP Amoxi Clav, contact a healthcare professional, hospital emergency department, or regional poison control centre immediately, even if there are no symptoms.

### **Missed Dose:**

If you or your child miss a dose of JAMP Amoxi Clav, take it as soon as you remember. However, if it is almost time for the next dose, do not take the missed dose. Instead, continue with your next scheduled dose. Do not try to make up for the missed dose by taking double the dose next time.

### **What are possible side effects from using JAMP Amoxi Clav?**

These are not all the possible side effects you may have when taking **JAMP Amoxi Clav**. If you experience any side effects not listed here, tell your healthcare professional.

- very common side effect in adults can be diarrhea (loose, or watery bowel movements)
- common side effects can be:
  - A yeast infection of the nails, skin, mouth, vagina, stomach or urinary tract

- Nausea (feeling sick) or vomiting
- Diarrhea (loose, or watery bowel movements) in children
- uncommon side effects can be:
  - Indigestion and headache
  - Mild skin rash or itching
- very rare side effects can be:
  - Your tongue may change colour to yellow, brown or black, or look “hairy”
  - Your teeth may discolour
    - To reduce or prevent discolouring, brush your teeth thoroughly
    - Talk to your dentist or doctor if this does not go away

Serious side effects and what to do about them			
Symptom / effect	Talk to your healthcare professional		Stop taking drug and get immediate medical help
	Only if severe	In all cases	
<b>RARE</b>			
<b>Blood problems</b> , with symptoms such as bleeding, or bruising, more easily than usual			✓
<b>Erythema multiforme</b> (allergic skin reaction): skin reaction which results in itchy reddish purple patches especially on the palms of the hands or soles of the feet			✓
<b>VERY RARE</b>			
<b>Allergic reactions:</b> difficulty breathing, fever, hives (itchy and red bumps on skin), itching, rash, swelling of your tongue or throat			✓
<b>Central Nervous System (fits or seizures)</b> problems such as convulsions <b>(aseptic meningitis)</b> inflammation of the protective membrane surrounding the brain			✓
<b><i>Clostridium difficile</i> colitis</b> (bowel inflammation): with symptoms such as severe diarrhea (bloody or watery) with or without fever, abdominal pain, or tenderness			✓

Serious side effects and what to do about them			
Symptom / effect	Talk to your healthcare professional		Stop taking drug and get immediate medical help
	Only if severe	In all cases	
<b>Drug reaction with eosinophilia and systemic symptoms (DRESS)</b> (severe life-threatening reaction): flu-like symptoms with fever, rash, swelling of the face or glands			✓
<b>Kidney problems</b> with symptoms such as blood in the urine which may be associated with a rash, fever, joint pain, or a reduction in passing water (urination)			✓
<b>Liver problems</b> with symptoms such as yellowing of the skin and/or eyes, or dark coloured urine, nausea, vomiting, abdominal pain, fever or unusual tiredness			✓
<b>Severe skin reactions:</b> <b>(Steven-Johnson syndrome and toxic epidermal necrolysis)</b> blisters and peeling skin, particularly around the mouth, nose, eyes, and genitals; or more severely, blisters and peeling skin on a lot of the body; body aches or fever <b>(bullous exfoliative dermatitis)</b> red itchy scaly rash with blisters and bumps under the skin <b>(exanthemous pustulosis)</b> widespread red skin rash with small blisters containing pus			✓
<b>Vasculitis</b> (blood vessel inflammation): red or purple raised spots on the skin, fatigue, fever, numbness or weakness			✓
<b>UNKNOWN FREQUENCY</b>			
<b>Cardiovascular</b> <b>Kounis syndrome:</b> chest pain which can be a sign of a potentially			✓

Serious side effects and what to do about them			
Symptom / effect	Talk to your healthcare professional		Stop taking drug and get immediate medical help
	Only if severe	In all cases	
serious allergic reaction			

If you have a troublesome symptom or side effect that is not listed here or becomes bad enough to interfere with your daily activities, tell your healthcare professional.

**Reporting Side Effects**

You can report any suspected side effects associated with the use of health products to Health Canada by:

- Visiting the Web page on Adverse Reaction Reporting (<https://www.canada.ca/en/health-canada/services/drugs-health-products/medeffect-canada/adverse-reaction-reporting.html>) for information on how to report online, by mail or by fax; or
- Calling toll-free at 1-866-234-2345.

*NOTE: Contact your health professional if you need information about how to manage your side effects. The Canada Vigilance Program does not provide medical advice.*

**Storage:**

Store in a dry place at room temperature (15°C to 25°C). Store in the original container. Do not remove desiccant. Keep out of reach and sight of children.

**If you want more information about JAMP Amoxi Clav:**

- Talk to your healthcare professional
- Find the full product monograph that is prepared for healthcare professionals and includes this Patient Medication Information by visiting the Health Canada website: (<https://www.canada.ca/en/health-canada/services/drugs-health-products/drug-products/drug-product-database.html>); or by calling 1-866-399-9091.

This leaflet was prepared by:  
 JAMP Pharma Corporation  
 1310 rue Nobel  
 Boucherville, Quebec  
 J4B 5H3, Canada

Last Revised: August 3, 2023