

PRODUCT MONOGRAPH  
INCLUDING PATIENT MEDICATION INFORMATION

<sup>Pr</sup> **SANDOZ AZITHROMYCIN**

azithromycin dihydrate

Azithromycin, 100 mg / 5 mL, 200 mg / 5 mL for oral suspension  
Azithromycin tablets, 250 mg for oral use

Manufacturer's Standard

Antibacterial Agent

Sandoz Canada Inc.  
110 rue de Lauzon  
Boucherville, QC, Canada  
J4B 1E6

Date of Initial Authorization:  
November 2, 2005

Date of Revision:  
October 25, 2023

Submission Control Number: 276289

## RECENT MAJOR LABEL CHANGES

<a href="#">7 WARNINGS AND PRECAUTIONS, 7.1 Special Populations, 7.1.1 Pregnant Women</a>	10/2023
---	---------

## TABLE OF CONTENTS

Sections or subsections that are not applicable at the time of authorization are not listed.

<b>RECENT MAJOR LABEL CHANGES</b> .....	<b>2</b>
<b>TABLE OF CONTENTS</b> .....	<b>2</b>
<b>PART I: HEALTH PROFESSIONAL INFORMATION</b> .....	<b>4</b>
<b>1 INDICATIONS</b> .....	<b>4</b>
1.1 Pediatrics .....	5
1.2 Geriatrics .....	6
<b>2 CONTRAINDICATIONS</b> .....	<b>6</b>
<b>4 DOSAGE AND ADMINISTRATION</b> .....	<b>7</b>
4.1 Dosing Considerations .....	7
4.2 Recommended Dose and Dosage Adjustment.....	7
4.3 Reconstitution .....	11
4.5 Missed Dose.....	12
<b>5 OVERDOSAGE</b> .....	<b>12</b>
<b>6 DOSAGE FORMS, STRENGTHS, COMPOSITION AND PACKAGING</b> .....	<b>13</b>
<b>7 WARNINGS AND PRECAUTIONS</b> .....	<b>13</b>
7.1 Special Populations.....	17
7.1.1 Pregnant Women .....	17
7.1.2 Breast-feeding.....	18
7.1.3 Pediatrics.....	18
7.1.4 Geriatrics.....	19
<b>8 ADVERSE REACTIONS</b> .....	<b>19</b>

8.1	Adverse Reaction Overview .....	19
8.2	Clinical Trial Adverse Reactions .....	19
8.2.1	Clinical Trial Adverse Reactions – Pediatrics.....	21
8.4	Abnormal Laboratory Findings: Hematologic, Clinical Chemistry and Other Quantitative Data .....	22
8.5	Post-Market Adverse Reactions.....	24
<b>9</b>	<b>DRUG INTERACTIONS .....</b>	<b>25</b>
9.2	Drug Interactions Overview .....	25
9.4	Drug-Drug Interactions .....	26
9.5	Drug-Food Interactions.....	32
9.6	Drug-Herb Interactions .....	32
9.7	Drug-Laboratory Test Interactions.....	32
<b>10</b>	<b>CLINICAL PHARMACOLOGY.....</b>	<b>32</b>
10.1	Mechanism of Action .....	32
10.2	Pharmacodynamics .....	32
10.3	Pharmacokinetics .....	33
<b>11</b>	<b>STORAGE, STABILITY AND DISPOSAL .....</b>	<b>36</b>
<b>12</b>	<b>SPECIAL HANDLING INSTRUCTIONS .....</b>	<b>37</b>
<b>PART II: SCIENTIFIC INFORMATION .....</b>		<b>38</b>
<b>13</b>	<b>PHARMACEUTICAL INFORMATION .....</b>	<b>38</b>
<b>14</b>	<b>CLINICAL TRIALS .....</b>	<b>39</b>
14.2	Comparative Bioavailability Studies .....	43
<b>15</b>	<b>MICROBIOLOGY.....</b>	<b>45</b>
<b>16</b>	<b>NON-CLINICAL TOXICOLOGY.....</b>	<b>48</b>
<b>17</b>	<b>SUPPORTING PRODUCT MONOGRAPHS .....</b>	<b>78</b>
<b>PATIENT MEDICATION INFORMATION .....</b>		<b>79</b>
<b>PATIENT MEDICATION INFORMATION .....</b>		<b>84</b>

## PART I: HEALTH PROFESSIONAL INFORMATION

### 1 INDICATIONS

#### **Sandoz Azithromycin for Oral Administration**

Sandoz Azithromycin (azithromycin dihydrate) for oral administration is indicated for treatment of mild to moderate infections caused by susceptible strains of the designated microorganisms in the following diseases and specific conditions. As recommended dosages, durations of therapy and applicable patient populations vary among these infections, see [4 DOSAGE AND ADMINISTRATION](#) for specific dosing recommendations.

Because some strains are resistant to azithromycin, when applicable, appropriate culture and susceptibility tests should be initiated before treatment to determine the causative organism and its susceptibility to azithromycin. Therapy with Sandoz Azithromycin may be initiated before results of these tests are known; once the results become available, antibiotic treatment should be adjusted accordingly.

#### **Adults**

##### **Pharyngitis and tonsillitis:**

Pharyngitis and tonsillitis caused by *Streptococcus pyogenes* (group A  $\beta$ -hemolytic streptococci) occurring in individuals who cannot use first line therapy.

**NOTE:** Penicillin is the usual drug of choice in the treatment of *Streptococcus pyogenes* pharyngitis, including the prophylaxis of rheumatic fever. Azithromycin is often effective in the eradication of susceptible strains of streptococci from the oropharynx. However, data establishing the efficacy of azithromycin in the subsequent prevention of rheumatic fever are not available at present.

##### **Acute bacterial exacerbations of chronic obstructive pulmonary disease:**

Acute bacterial exacerbations of chronic obstructive pulmonary diseases caused by *Haemophilus influenzae*, *Moraxella catarrhalis*, or *Streptococcus pneumoniae*.

##### **Community-acquired pneumonia:**

Community-acquired pneumonia caused by *Streptococcus pneumoniae*, *Haemophilus influenzae*, *Mycoplasma pneumoniae* or *Chlamydia pneumoniae* in patients for whom oral therapy is appropriate.

Azithromycin should not be used in patients with pneumonia who are judged to be inappropriate for oral therapy because of moderate to severe illness or risk factors such as any

of the following: patients with cystic fibrosis, patients with nosocomial acquired infections, patients with known or suspected bacteremia, patients requiring hospitalization, elderly or debilitated patients, or patients with significant underlying health problems that may compromise their ability to respond to their illness (including immunodeficiency or functional asplenia).

**Uncomplicated skin and skin structure infections:**

Uncomplicated skin and skin structure infections caused by *Staphylococcus aureus*, *Streptococcus pyogenes* or *Streptococcus agalactiae*.

**Genitourinary tract infections:**

Urethritis and cervicitis due to *Neisseria gonorrhoeae* or *Chlamydia trachomatis*. Genital ulcer disease in men due to *Haemophilus ducreyi* (chancroid). Due to the small number of women included in clinical trials, the efficacy of azithromycin in the treatment of chancroid in women has not been established.

Patients should have a serologic test for syphilis and appropriate cultures for gonorrhea performed at the time of diagnosis. Appropriate antimicrobial therapy and follow-up tests for these diseases should be initiated if infection is confirmed.

**1.1 Pediatrics**

**Pediatrics (< 18 years of age):**

**Sandoz Azithromycin for Oral Administration**

**Acute otitis media:**

Acute otitis media caused by *Haemophilus influenzae* ( $\beta$ -lactamase positive and negative strains), *Moraxella catarrhalis* or *Streptococcus pneumoniae*.

Pediatrics (<6 months): Safety and efficacy have not been established.

**Pharyngitis and tonsillitis:**

Pharyngitis and tonsillitis caused by *Streptococcus pyogenes* (group A  $\beta$ -hemolytic streptococci) occurring in individuals who cannot use first line therapy.

**NOTE:** Penicillin is the usual drug of choice in the treatment of *Streptococcus pyogenes* pharyngitis, including the prophylaxis of rheumatic fever. Azithromycin is often effective in the eradication of susceptible strains of streptococci from the oropharynx. However, data establishing the efficacy of azithromycin in the subsequent prevention of rheumatic fever are not available at present.

Pediatrics (< 2 years): Safety and efficacy have not been established.

**Community-acquired pneumonia:**

Community-acquired pneumonia caused by *Haemophilus influenzae*, *Streptococcus pneumoniae*, *Mycoplasma pneumoniae* or *Chlamydia pneumoniae* in patients for whom oral therapy is appropriate.

Azithromycin should not be used in patients with pneumonia who are judged to be inappropriate for outpatient oral therapy because of moderate to severe illness or risk factors such as any of the following: patients with cystic fibrosis, patients with nosocomial acquired infections, patients with known or suspected bacteremia, patients requiring hospitalization, or patients with significant underlying health problems that may compromise their ability to respond to their illness (including immunodeficiency or functional asplenia).

Safety and effectiveness for pneumonia due to *Haemophilus influenzae* and *Streptococcus pneumoniae* were not documented bacteriologically in the pediatric clinical trial due to difficulty in obtaining specimens. Use of azithromycin for these two microorganisms is supported, however, by evidence from adequate and well-controlled studies in adults.

Pediatrics (< 6 months): Safety and efficacy have not been established.

See [4.2 Recommended Dose and Dosage Adjustment](#); [7.1.3 Pediatrics](#)

**1.2 Geriatrics**

Geriatrics: Evidence from clinical studies and experience suggests that use in the geriatric population is not associated with differences in safety or effectiveness. However, elderly patients may be more susceptible to development of torsade de pointes arrhythmias. (see [7 WARNINGS AND PRECAUTIONS, Cardiovascular](#); [7.1.4 Geriatrics](#); [10 CLINICAL PHARMACOLOGY](#)).

**2 CONTRAINDICATIONS**

Sandoz Azithromycin is contraindicated:

- in patients with a history of cholestatic jaundice/hepatic dysfunction associated with prior use of azithromycin
- in those with a hypersensitivity to azithromycin, erythromycin, any macrolide or ketolide antibacterial agent, or to any ingredient in the formulation or component of the container. For a complete listing, see [6 DOSAGE FORMS, STRENGTHS, COMPOSITION AND PACKAGING](#).

## 4 DOSAGE AND ADMINISTRATION

### 4.1 Dosing Considerations

Sandoz Azithromycin immediate-release oral formulations (tablets or oral suspension) are not bioequivalent and are not interchangeable with azithromycin sustained release due to a different pharmacokinetic profile.

#### **Hepatic Impairment:**

No dose adjustment of oral Sandoz Azithromycin preparations is recommended for patients with mild to moderate hepatic impairment. Azithromycin has not been studied in patients with severe hepatic impairment. Since the liver is the principal route of elimination for azithromycin, the use of oral Sandoz Azithromycin preparations should be undertaken with caution in patients with impaired hepatic function (see [7 WARNINGS AND PRECAUTIONS](#) and [10 CLINICAL PHARMACOLOGY](#)).

#### **Renal Impairment:**

No dosage adjustment of oral Sandoz Azithromycin preparations is recommended for subjects with GFR 10-80 mL/min. The mean AUC<sub>0-120</sub> increased 35% in subjects with GFR <10 mL/min compared to subjects with normal renal function. Caution should be exercised when azithromycin is administered to subjects with GFR <10 mL/min. No studies have been conducted in patients requiring hemodialysis (see [7 WARNINGS AND PRECAUTIONS](#) and [10 CLINICAL PHARMACOLOGY](#)).

### 4.2 Recommended Dose and Dosage Adjustment

#### **SANDOZ AZITHROMYCIN for ORAL THERAPY**

#### **ADULTS**

#### **DOSING in relation to FOOD:**

**TABLETS:** Sandoz Azithromycin tablets can be taken with or without food.

#### **UPPER AND LOWER RESPIRATORY INFECTIONS/SKIN AND SKIN STRUCTURE INFECTIONS:**

The recommended dose of Sandoz Azithromycin for individuals 16 years of age or older in the treatment of mild to moderate acute bacterial exacerbations of chronic obstructive pulmonary disease due to the indicated organisms is: either 500 mg per day for 3 days or 500 mg as a single dose on the first day followed by 250 mg once daily on days 2 through 5 for a total dose of 1.5 grams.

The recommended dose of Sandoz Azithromycin for the treatment of community-acquired pneumonia of mild severity, uncomplicated skin and skin structure infections, and for pharyngitis/tonsillitis (as second-line therapy) due to the indicated organisms is: 500 mg as a

single dose on the first day followed by 250 mg once daily on days 2 through 5 for a total dose of 1.5 grams.

**GENITOURINARY INFECTIONS:**

The recommended dose of Sandoz Azithromycin for the treatment of genital ulcer disease due to *Haemophilus ducreyi* (chancroid) and non-gonococcal urethritis and cervicitis due to *C. trachomatis* is: a single 1 gram (1000 mg) oral dose of Sandoz Azithromycin. This dose can be administered as four 250 mg tablets.

The recommended dose of Sandoz Azithromycin for the treatment of urethritis and cervicitis due to *Neisseria gonorrhoeae* is: a single 2 gram (2000 mg) dose of Sandoz Azithromycin. This dose can be administered as eight 250 mg tablets.

**CHILDREN**

**DOSING in relation to FOOD:**

**POWDER FOR ORAL SUSPENSION:** Sandoz Azithromycin (azithromycin dihydrate) Powder for Oral Suspension can be taken with or without food (see [10 CLINICAL PHARMACOLOGY](#)).

**PEDIATRIC DOSING GUIDELINES:**

The recommended **total** dose for children is 30 mg/kg for otitis media and community acquired pneumonia. For pharyngitis/tonsillitis, the recommended **total** dose is 60 mg/kg.

Indication	1-Day	3-Day	5-Day
Acute Otitis Media	30 mg/kg	10 mg/kg/day	Day 1: 10 mg/kg Day 2-5: 5 mg/kg
Pharyngitis/ Tonsillitis			12 mg/kg/day
Community-Acquired Pneumonia			Day 1: 10 mg/kg Day 2-5: 5 mg/kg

**ACUTE OTITIS MEDIA:**

The recommended dose of Sandoz Azithromycin (azithromycin dihydrate) oral suspension for the treatment of children with acute otitis media is 30 mg/kg given as a single dose (not to exceed 1500 mg) or 10 mg/kg once daily for 3 days (not to exceed 500 mg/day) or 10 mg/kg as a single dose on the first day (not to exceed 500 mg/day) followed by 5 mg/kg/day on days 2 through 5 (not to exceed 250 mg/day). (See chart #1, 2 and 3 respectively below).

The safety of re-dosing azithromycin in children who vomit after receiving 30 mg/kg as a single dose has not been established. In clinical studies involving 487 patients with acute otitis media given a single 30 mg/kg dose of azithromycin, eight patients who vomited within 30 minutes of



dosing were re-dosed at the same total dose.

**COMMUNITY-ACQUIRED PNEUMONIA:**

The recommended dose of Sandoz Azithromycin (azithromycin dihydrate) for oral suspension for the treatment of children with community-acquired pneumonia is 10 mg/kg as a single dose on the first day (not to exceed 500 mg/day) followed by 5 mg/kg on days 2 through 5 (not to exceed 250 mg/day). (See chart #3 below).

**Effectiveness of the 3-day or 1-day regimen in children with community-acquired pneumonia has not been established.**

**PHARYNGITIS AND TONSILLITIS:**

The recommended dose for children with pharyngitis and tonsillitis is 12 mg/kg once daily for 5 days (not to exceed 500 mg/day). (See chart #4 below).

**PEDIATRIC DOSAGE GUIDELINES**  
BASED on BODY Weight

**CHART #1**

OTITIS MEDIA: (1-Day Regimen)* Dosing Calculated on 30 mg/kg as a single dose Age 6 months and above, see <a href="#">7.1.3 Pediatrics</a>				
Weight		200 mg/5 mL Day 1	Total mL per Treatment Course	Total mg per Treatment Course
Kg	Lbs.			
5	11	3.75 mL (¾ tsp)	3.75 mL	150 mg
10	22	7.5 mL (1 ½ tsp)	7.5 mL	300 mg
20	44	15 mL (3 tsp)	15 mL	600 mg
30	66	22.5 mL (4 ½ tsp)	22.5 mL	900 mg
40	88	30 mL (6 tsp)	30 mL	1200 mg
50 and above	110 and above	37.5 mL (7 ½ tsp)	37.5 mL	1500 mg

\* Effectiveness of the 1-day regimen in children with community-acquired pneumonia has not been established.

### CHART #2

OTITIS MEDIA: (3-Day Regimen)* Dosing Calculated on 10 mg/kg/day Age 6 months and above, see <a href="#">7.1.3 Pediatrics</a>					
Weight		100 mg/5 mL Day 1-3	200 mg/5 mL Day 1-3	Total mL per Treatment Course	Total mg per Treatment Course
Kg	Lbs.				
5	11	2.5 mL (½ tsp)		7.5 mL	150 mg
10	22	5 mL (1 tsp)		15 mL	300 mg
20	44		5 mL (1 tsp)	15 mL	600 mg
30	66		7.5 mL (1½ tsp)	22.5 mL	900 mg
40	88		10 mL (2 tsp)	30 mL	1200 mg
50 and above	110 and above		12.5 mL (2 ½ tsp)	37.5 mL	1500 mg

\*Effectiveness of the 3-day regimen in children with community-acquired pneumonia has not been established.

### CHART #3

ACUTE OTITIS MEDIA OR COMMUNITY-ACQUIRED PNEUMONIA Age 6 months and above, see <a href="#">7.1.3 Pediatrics</a> 5-Day Regimen Dosing Calculated on 10 mg/kg on Day 1 dose, followed by 5 mg/kg on Days 2 to 5							
Weight		100 mg/5 mL Suspension		200 mg/5 mL Suspension		Total mL per Treatment Course	Total mg per Treatment Course
Kg	Lbs.	Day 1	Days 2-5	Day 1	Days 2-5		
5	11	2.5 mL (½ tsp)	1.25 mL (¼ tsp)			7.5 mL	150 mg
10	22	5 mL (1tsp)	2.5 mL (½ tsp)			15 mL	300 mg

20	44			5 mL (1 tsp)	2.5 mL (½ tsp)	15 mL	600 mg
30	66			7.5 mL (1½ tsp)	3.75 mL (¾ tsp)	22.5 mL	900 mg
40	88			10 mL (2tsp)	5 mL (1tsp)	30 mL	1200 mg
50 and above	110 and above			12.5mL (2½ tsp)	6.25 mL (1¼ tsp)	37.5 mL	1500 mg

**CHART # 4**

PHARYNGITIS AND TONSILLITIS: (5-Day Regimen) (Age 2 years and above see <a href="#">7.1.3 Pediatrics</a> )				
Dosing Calculated on 12 mg/kg once daily Days 1 to 5				
Weight		200 mg/5 mL Suspension	Total mL per Treatment Course	Total mg per Treatment Course
Kg	Lbs.			
8	18	2.5 mL (½ tsp)	12.5 mL	500 mg
17	37	5 mL (1tsp)	25 mL	1000 mg
25	55	7.5 mL (1½ tsp)	37.5 mL	1500 mg
33	73	10 mL (2 tsp)	50 mL	2000 mg
40	88	12.5 mL (2 ½ tsp)	62.5 mL	2500 mg

### 4.3 Reconstitution

#### Sandoz Azithromycin Powder for Oral Suspension:

Tap bottle to loosen powder. Add the directed volume of water. Shake well before each use. Oversized bottle provides shake space. Keep tightly closed. The table below indicates the volume of water to be used for reconstitution:

<b>Amount of water to be added</b>	<b>Nominal volume after reconstitution (azithromycin content)</b>	<b>Azithromycin concentration after reconstitution</b>
8.0 mL (300 mg bottle)	15 mL (300 mg bottle)	100 mg/5 mL
8.0 mL (600 mg bottle)	15 mL (600 mg bottle)	200 mg/5 mL
11.0 mL (900 mg bottle)	22.5 mL (900 mg bottle)	200 mg/5 mL
18.5 mL (1500 mg bottle)	37.5 mL (1500 mg bottle)	200 mg/5 mL

Use only the dosing device provided to measure the correct amount of suspension (see [6 DOSAGE FORMS, STRENGTHS, COMPOSITION AND PACKAGING](#)). The dosing device may need to be filled multiple times to provide the complete dose prescribed. Rinse the device with water after the complete daily dose has been administered.

Following constitution, and for use with the oral syringe, the supplied plastic stopper should be inserted into the neck of the bottle then sealed with the original closure.

#### **4.5 Missed Dose**

In case of missed dose, patients should not double the next dose.

### **5 OVERDOSAGE**

Activated charcoal may be administered to aid in the removal of unabsorbed drug. General supportive measures are recommended.

Ototoxicity and gastrointestinal adverse events may occur with an overdose of azithromycin.

Up to 15 grams cumulative dose of azithromycin dihydrate over 10 days has been administered in clinical trials without apparent adverse effect.

Adverse events experienced in higher than recommended doses were similar to those seen at normal doses.

For management of a suspected drug overdose, contact your regional poison control centre.

## 6 DOSAGE FORMS, STRENGTHS, COMPOSITION AND PACKAGING

Table – Dosage Forms, Strengths, Composition and Packaging

Route of Administration	Dosage Form / Strength / Composition	Non-medicinal Ingredients
Oral	Powder for oral suspension, azithromycin  100 mg / 5 mL, 200 mg / 5 mL when reconstituted (as azithromycin dihydrate)	Aspartame, banana flavour, cherry flavour, colloidal anhydrous silica, hydroxypropylcellulose, sucrose, trisodium phosphate anhydrous, vanilla flavour and xanthan gum.
Oral	Tablet, 250 mg azithromycin (as azithromycin dihydrate)	Cellulose microcrystalline, colloidal anhydrous silica, hydroxypropyl methylcellulose, lactose monohydrate, magnesium stearate, maize starch, polyethylene glycol, sodium lauryl sulfate, sodium starch glycolate and titanium dioxide.

**Tablets 250 mg:** white to almost white, film-coated, oval-shaped, scored on the both sides, engraved "A250" on one side. These are supplied in boxes containing aluminum-backed blister strips of 6 tablets, or bottles containing 100 tablets.

**Powder for Oral Suspension:** Sandoz Azithromycin Powder for Oral Suspension, after reconstitution, contains a Tutti-fruitti flavoured suspension. Each bottle provides azithromycin dihydrate equivalent to 300 mg per 15 mL (100 mg / 5 mL); 600 mg per 15 mL (200 mg / 5 mL); 900 mg per 22.5 mL (200 mg / 5 mL); 1500 mg per 37.5 mL (200 mg / 5 mL) azithromycin. A graduated syringe is included in the package.

## 7 WARNINGS AND PRECAUTIONS

### General

- Azithromycin and ergot derivatives should not be co-administered due to the possibility that ergot toxicity may be precipitated by macrolide antibiotics. Acute ergot toxicity is characterized by severe peripheral vasospasm, including ischemia of the extremities, along with dysesthesia and possible central nervous system effects. The use of azithromycin with other drugs may lead to drug-drug interactions. For established or potential drug interactions, see [9 DRUG INTERACTIONS](#) section of the product monograph.
- As with any antibacterial preparation, observation for signs of superinfection with non-susceptible organisms, including fungi is recommended.

- Intramuscular use of azithromycin is not recommended; extravasation of drug into the tissues may cause tissue injury.

### **Carcinogenesis and Mutagenesis**

Long term studies in animals have not been performed to evaluate carcinogenic potential. Azithromycin has shown no genotoxic or mutagenic potential in standard laboratory tests (see [16 NON-CLINICAL TOXICOLOGY](#)).

### **Cardiovascular**

Prolonged cardiac repolarisation and QT interval, imparting a risk of developing cardiac arrhythmia and *torsade de pointes*, have been seen in treatment with macrolides including azithromycin (see [8 ADVERSE REACTIONS](#)). Prescribers should consider the risk of QT prolongation which can lead to fatal events when weighing the risks and benefits of azithromycin. Risk factors for *torsade de pointes* include patients:

- With a history of *torsade de pointes*
- With congenital or documented QT prolongation
- Currently receiving treatment with other active substances known to prolong QT interval such as antiarrhythmics of classes IA and III; antipsychotic agents; antidepressants; and fluoroquinolones.
- With electrolyte disturbance, particularly in cases of hypokalaemia and hypomagnesaemia
- With clinically relevant bradycardia, cardiac arrhythmia or cardiac insufficiency
- Elderly may be more susceptible to drug-associated effects on the QT interval
- Exposed to higher plasma levels of azithromycin (e.g. receiving intravenous azithromycin, hepatobiliary impaired)

There is information that ‘QT Related Adverse Events’ may occur in some patients receiving azithromycin. There have been spontaneous reports from post-marketing experience of prolonged QT interval and *torsade de pointes* (see [8.5 Post-Market Adverse Reactions](#)). These include but are not limited to: one AIDS patient dosed at 750 mg to 1 g daily experienced prolonged QT interval and *torsade de pointes*; a patient with previous history of arrhythmias who experienced *torsade de pointes* and subsequent myocardial infarction following a course of azithromycin therapy; and a pediatric case report of prolonged QT interval experienced at a therapeutic dose of azithromycin which reversed to normal upon discontinuation (see [10 CLINICAL PHARMACOLOGY, Cardiac Electrophysiology](#)).

### **Endocrine and Metabolism**

#### Lysosomal lipid storage diseases

In the absence of data on the metabolism and pharmacokinetics in patients with lysosomal lipid storage diseases (e.g., Tay-Sachs disease, Niemann-Pick disease) the use of Sandoz Azithromycin in these patients is not recommended.

### Saccharide Intolerance

- Caution in diabetic patients: 5 ml of reconstituted oral suspension contains 3.81 g (100 mg/5 mL) or 3.71 g (200 mg/5 mL) of sucrose.
- Due to the sucrose content (3.81 g / 5 mL or 3.71 g / 5 ml of reconstituted oral suspension), the oral suspension formulation is not indicated for persons with fructose intolerance (hereditary fructose intolerance), glucose-galactose malabsorption or saccharase-isomaltase deficiency.
- Due to the lactose content in the tablet coating, patients with rare hereditary problems of galactose intolerance, the Lapp lactase deficiency or glucose-galactose malabsorption should not take the tablet formulation.

### **Gastrointestinal**

A higher incidence of gastrointestinal adverse events (8 of 19 subjects) was observed when azithromycin was administered to a limited number of subjects with GFR<10 mL/min.

### *Clostridioides difficile* associated disease

*Clostridioides difficile*-associated disease (CDAD) has been reported with use of many antibacterial agents including azithromycin. CDAD may range in severity from mild diarrhea to fatal colitis. It is important to consider this diagnosis in patients who present with diarrhea, or symptoms of colitis, pseudomembranous colitis, toxic megacolon, or perforation of colon subsequent to the administration of any antibacterial agents. CDAD has been reported to occur over 2 months after the administration of antibacterial agents.

Treatment with antibacterial agents may alter the normal flora of the colon and may permit overgrowth of *Clostridioides difficile*. *Clostridioides difficile* produces toxins A and B which contribute to the development of CDAD. CDAD may cause significant morbidity and mortality. CDAD can be refractory to antimicrobial therapy.

If the diagnosis of CDAD is suspected or confirmed, appropriate therapeutic measures should be initiated. Mild cases of CDAD usually respond to discontinuation of antibacterial agents not directed against *Clostridioides difficile*. In moderate to severe cases, consideration should be given to management with fluids and electrolytes, protein supplementation, and treatment with an antibacterial agent clinically effective against *Clostridioides difficile*. Surgical evaluation should be instituted as clinically indicated, as surgical intervention may be required in certain severe cases (see [8 ADVERSE REACTIONS](#)).

### **Hematologic**

Severe neutropenia (WBC < 1000/mm<sup>3</sup>) may adversely affect the distribution of azithromycin and its transport to the site of infection. Antibacterials with proven efficacy in this population should be used, as outlined by the relevant guidelines for treatment of patients with severe neutropenia. Efficacy and safety of azithromycin have not been studied in patients with severe neutropenia.

### **Hepatic/Biliary/Pancreatic**

Since the liver is the principal route of elimination for azithromycin, the use of oral azithromycin preparations should be undertaken with caution in patients with impaired hepatic function. Azithromycin has not been studied in patients with severe hepatic impairment (see [10 CLINICAL PHARMACOLOGY](#)).

### **Hepatotoxicity**

Abnormal liver function, hepatitis, cholestatic jaundice, hepatic necrosis, and hepatic failure have been reported, some of which have resulted in death. Rare cases of acute hepatic necrosis requiring liver transplant or causing death have been reported in patients following treatment with oral azithromycin. Discontinue azithromycin immediately if signs and symptoms of hepatitis occur (see [8 ADVERSE REACTIONS](#)).

### **Immune**

Allergic reactions may occur during and soon after treatment with azithromycin. Despite initially successful symptomatic treatment of the allergic symptoms, when symptomatic therapy was discontinued, the allergic symptoms recurred soon thereafter in some patients without further azithromycin exposure. These patients required prolonged periods of observation and symptomatic treatment. If an allergic reaction occurs, the drug should be discontinued and appropriate therapy should be instituted. Physicians should be aware that reappearance of the allergic symptoms may occur when symptomatic therapy is discontinued.

### **Monitoring and Laboratory Tests**

Monitoring of QT/QTc intervals during treatment with Sandoz Azithromycin may be considered by the physician as appropriate.

### **Musculoskeletal**

Exacerbations of symptoms of myasthenia gravis and new onset of myasthenic syndrome have been reported in patients receiving azithromycin therapy. The use of azithromycin in patients with a known history of myasthenia gravis is not recommended.

### **Renal**

The safety, efficacy and pharmacokinetics of azithromycin in patients with renal impairment have not been established. No dose adjustment is recommended for patients with GFR 10-80 mL/min. Caution should be exercised when Sandoz Azithromycin is administered to patients with GFR <10 mL/min. This precaution is based on a clinical study of azithromycin immediate-release tablets, in which patients with GFR <10 mL/min showed a significant (61%) increase in mean  $C_{max}$  and a significant (35%) increase in systemic exposure to azithromycin, and experienced a high incidence of gastrointestinal adverse events (8 of 19 clinical study subjects). Patients with GFR 10-80 mL/min showed only slightly increased serum azithromycin levels compared to patients with normal renal function.



Due to limited data in subjects with GFR <10 mL/min, caution should be exercised when prescribing oral azithromycin in these patients (see [10 CLINICAL PHARMACOLOGY](#)).

### **Reproductive Health: Female and Male Potential**

- **Fertility**

There are no adequate and well-controlled studies in humans. In fertility studies conducted in the rat, reduced pregnancy rates were noted following administration of azithromycin. The predictive value of these data to the response in humans has not been established (see [16 NON-CLINICAL TOXICOLOGY](#)).

### **Sensitivity/Resistance**

Prescribing Sandoz Azithromycin in the absence of a proven or strongly suspected bacterial infection is unlikely to provide benefit to the patient and increases the risk of the development of drug-resistant bacteria.

### **Skin**

Serious allergic reactions, including angioedema, anaphylaxis, and dermatological reactions including Acute Generalized Exanthematous Pustulosis (AGEP), Stevens-Johnson syndrome (SJS), toxic epidermolysis, toxic epidermal necrolysis (TEN) and Drug Reaction with Eosinophilia and Systemic Symptoms (DRESS) have been reported rarely (with rare reports of fatalities), in patients on azithromycin therapy (see [2 CONTRAINDICATIONS](#)).

## **7.1 Special Populations**

### **7.1.1 Pregnant Women**

Azithromycin should only be used during pregnancy if clinically needed and the benefit of treatment is expected to outweigh any potential risk to the fetus.

There is a large amount of data from observational studies performed in several countries on exposure to azithromycin during pregnancy, compared to no antibiotic use or use of another antibiotic during the same period. While most studies do not suggest an association with adverse fetal effects such as major congenital malformations or cardiovascular malformations, there is limited epidemiological evidence of an increased risk of miscarriage following azithromycin exposure in early pregnancy.

In animal reproduction studies in mice and rats, at azithromycin doses up to 200 mg/kg/day (moderately maternally toxic), effects were noted in the rat at 200 mg/kg/day, during the prenatal development period (delayed ossification) and during the postnatal development period (decreased viability, delayed developmental landmarks, differences in performance of learning task). The 200 mg/kg/day dose in mice and rats, is approximately 0.5-fold and 1-fold, respectively, the single adult oral dose of 2 g, based on mg/m<sup>2</sup> (body surface area).

Pharmacokinetic data from the 200 mg/kg/day dose level in these studies showed that

azithromycin crossed the placenta and distributed to fetal tissue at 5 to 9-fold the maternal plasma  $C_{max}$  of 2 mcg/mL (see [16 NON-CLINICAL TOXICOLOGY](#)).

### **7.1.2 Breast-feeding**

Sandoz Azithromycin should not be used in the treatment of nursing women unless the expected benefit to the mother outweighs any potential risk to the infant. A decision must be made whether to discontinue breast-feeding or to discontinue/abstain from azithromycin therapy taking into account the benefit of breast-feeding for the child and the benefit of therapy for the woman. Because azithromycin may accumulate in breast milk over time with continued Sandoz Azithromycin therapy, if the lactating mother is treated with Sandoz Azithromycin, the breast milk should be expressed and discarded during treatment.

Limited information available from published literature indicates that azithromycin is present in human milk at an estimated highest median daily dose of 0.1 to 0.7 mg/kg/day. No serious adverse effects of azithromycin on the breast-fed infants were observed. However, the safety of azithromycin has not been studied in infants less than 6 months of age.

### **7.1.3 Pediatrics**

#### **Pediatrics (< 18 years of age):**

Acute Otitis Media: Safety and efficacy in the treatment of children with otitis media under 6 months of age have not been established.

Community-acquired pneumonia: Safety and efficacy in the treatment of children with community-acquired pneumonia under 6 months of age have not been established.

Pharyngitis and tonsillitis: Safety and efficacy in the treatment of children with pharyngitis and tonsillitis under 2 years of age have not been established.

Studies evaluating the use of repeated courses of therapy have not been conducted. Safety data with the use of azithromycin at doses higher than proposed and for durations longer than recommended are limited to a small number of immunocompromised children who underwent chronic treatment.

#### Infantile hypertrophic pyloric stenosis (IHPS)

Following the use of azithromycin in neonates (treatment up to 42 days of life), infantile hypertrophic pyloric stenosis (IHPS) has been reported. Parents and caregivers should be informed to contact their physician if vomiting or irritability with feeding occurs.

Limited safety data are available for 24 children 5 months to 14 years of age (mean 4.6 years) who received azithromycin for treatment of opportunistic infections. The mean duration of therapy was 186.7 days (range 13-710 days) at doses of <5 to 20 mg/kg/day. Adverse events

were similar to those observed in the adult population, most of which involved the gastrointestinal tract. While none of these children prematurely discontinued treatment due to a side effect, one child discontinued due to a laboratory abnormality (eosinophilia). Based on available pediatric pharmacokinetic data, a dose of 20 mg/kg in children would provide drug exposure similar to the 1200 mg adult dose but with a higher  $C_{max}$ .

#### **7.1.4 Geriatrics**

The pharmacokinetics in elderly volunteers (age 65 to 85) were similar to those in younger volunteers (age 18 to 40) for the 5-day oral therapeutic regimen. Dosage adjustment does not appear to be necessary for elderly patients with normal renal and hepatic function receiving treatment with this dosage regimen. Pharmacokinetic studies with intravenous azithromycin have not been performed in the elderly. Based on clinical trials, there appear to be no significant differences in safety or tolerance of intravenous azithromycin between elderly (age  $\geq 65$ ) and younger subjects (ages 16 to  $\leq 64$ ). However, elderly patients may be more susceptible to development of torsade de pointes arrhythmias.

## **8 ADVERSE REACTIONS**

### **8.1 Adverse Reaction Overview**

The majority of side effects observed in controlled clinical trials involving patients (adults and children) treated with oral azithromycin were of a mild and transient nature. Approximately 0.7% of both adult patients (n=3812) and children (n=2878) from the 5-day multiple dose clinical trials discontinued azithromycin therapy because of drug related side effects. Among adults receiving azithromycin intravenously, 1.2% of CAP, and 2% of PID patients discontinued treatment. Discontinuation rates were slightly higher for PID patients receiving concomitant metronidazole therapy (4%).

In adults given 500 mg/day for 3 days, the discontinuation rate due to treatment-related side effects was 0.4%. In clinical trials in children given 30 mg/kg, orally either as a single dose (n= 487) or over 3 days, (n=1729) discontinuation from therapy due to treatment-related side effects was approximately 1%.

Most of the side effects leading to discontinuation in patients on oral or intravenous therapy were related to the gastrointestinal tract, e.g., nausea, vomiting, diarrhea, along with abdominal pain, rashes and increases in aminotransferases and/or alkaline phosphatase levels in adult patients receiving intravenous azithromycin. Potentially serious treatment-related side effects including angioedema and cholestatic jaundice occurred in less than 1% of patients.

### **8.2 Clinical Trial Adverse Reactions**

Clinical trials are conducted under very specific conditions. The adverse reaction rates observed in the clinical trials; therefore, may not reflect the rates observed in practice and should not be compared to the rates in the clinical trials of another drug. Adverse reaction information from

clinical trials may be useful in identifying and approximating rates of adverse drug reactions in real-world use.

### **Oral Regimen: Adults**

#### **Multiple-dose Regimens:**

In adult patients, the most common treatment-related side effects in patients receiving the 3 or 5 day oral multiple-dose regimens of azithromycin were related to the gastrointestinal system with diarrhea/loose stools (4-5%), nausea (3-4%), abdominal pain (2-3%) and vomiting (1%).

Treatment-related side effects that occurred with a frequency of 1% or less include:

<i>Allergic:</i>	pruritus
<i>Cardiovascular:</i>	hypertension
<i>Gastrointestinal:</i>	dry mouth, esophagitis, gastroenteritis, rectal hemorrhage, cholestatic jaundice
<i>Genitourinary:</i>	menorrhagia, urinary frequency, vaginitis
<i>Nervous system:</i>	dizziness
<i>Special senses:</i>	conjunctivitis

#### **Single 1-gram Dose Regimen:**

In adult patients (n=904), side effects that occurred on the single one-gram dosing regimen of azithromycin with a frequency greater than 1% included diarrhea (6.1%), nausea (4.9%), abdominal pain (4.9%), vomiting (1.7%), vaginitis (1.3%), loose stools (1.2%), and dyspepsia (1.1%).

#### **Single 2-gram Dose Regimen:**

Overall, the most common side effects in patients receiving a single 2-gram dose of azithromycin were related to the gastrointestinal system. Side effects that occurred in patients in this study with a frequency of a 1% or greater included nausea (18.2%), diarrhea/loose stools (13.8%), vomiting (6.7%), abdominal pain (6.7%), vaginitis (2.2%), dyspepsia (1.1%), and dizziness (1.3%). The majority of these complaints were mild in nature.

### **Intravenous/Oral Regimen: Adults**

The most common side effects (greater than 1%) in adult patients who received sequential IV/oral azithromycin in studies of **community-acquired pneumonia** were related to the gastrointestinal system: diarrhea/loose stools (4.3%), nausea (3.9%), abdominal pain (2.7%), and vomiting (1.4%). Approximately 12% of patients experienced a side effect related to the intravenous infusion; most common were pain at the site and/or during the infusion (6.5%) and local inflammation (3.1%).

In adult women who received sequential IV/oral azithromycin in studies of **pelvic inflammatory disease**, the most common side effects (greater than 1%) were related to

the gastrointestinal system. Diarrhea (8.5%) and nausea (6.6%) were most frequently reported, followed by vaginitis (2.8%), abdominal pain (1.9%), anorexia (1.9%), rash and pruritus (1.9%). When azithromycin was co-administered with metronidazole in these studies, a higher proportion of women experienced side effects of nausea (10.3%), abdominal pain (3.7%), vomiting (2.8%) and application site reaction, stomatitis, dizziness, or dyspnea (all at 1.9%).

Side effects that occurred with a frequency of 1% or less included:

*Allergic:* bronchospasm  
*Gastrointestinal:* dyspepsia, flatulence, mucositis, oral moniliasis, and gastritis  
*Nervous System:* headache, somnolence  
*Special Senses:* taste perversion

### 8.2.1 Clinical Trial Adverse Reactions – Pediatrics

#### Oral Regimen: Children

##### Single and Multiple-dose regimens:

In children enrolled in controlled clinical trials in acute otitis media and *S. pyogenes* pharyngitis, the types of side effects were comparable to those seen in adults (see below).

Different side effect incidence rates for the dosage regimens recommended in children were observed.

Acute Otitis Media: For the recommended total dosage regimen of 30 mg/kg, the most frequent side effects (>1%) attributed to treatment were diarrhea, abdominal pain, vomiting, nausea and rash. The incidence, based on dosing regimen, is described in the table below:

Regimen	Subjects	Overall ADR Incidence	Diarrhea	Abdominal pain	Vomiting	Nausea	Rash
1-Day	487	14%	4%	1%	5%	1%	1%
3-Day	1395	7%	3%	2%	1%	<1%	<1%
5-Day	1888	6%	2%	1%	1%	1%	<1%

Community-Acquired Pneumonia: For the recommended total dosage regimen of 30 mg/kg, the most frequent side effects attributed to treatment were diarrhea/loose stools, abdominal pain, vomiting/nausea and rash. The incidence is described in the table below:

Regimen	Subjects	Overall ADR Incidence	Diarrhea / Loose stools	Abdominal pain	Vomiting	Nausea	Rash
5-Day	323	12%	5.8%	1.9%	1.9%	1.9%	1.6%

Pharyngitis/tonsillitis: For the recommended total dosage regimen of 60 mg/kg, the most frequent side effects attributed to treatment were diarrhea, vomiting, abdominal pain, nausea and headache. The incidence is described in the table below:

Dosage Regimen	Subjects	Overall ADR Incidence	Diarrhea	Abdominal pain	Vomiting	Nausea	Rash	Headache
5-Day	447	17%	5%	3%	6%	2%	<1%	1%

Side effects that occurred with a frequency of 1% or less in patients included the following:

*Allergic:* Allergic reaction, photosensitivity, angioedema, erythema multiforme, pruritus and urticaria;

*Cardiovascular:* Palpitations, chest pain;

*Gastrointestinal:* Dyspepsia, flatulence, melena, constipation, anorexia, enteritis, loose stools, oral moniliasis and gastritis;

*General:* Fatigue, face edema, fever, fungal infection, pain and malaise;

*Genitourinary:* Monilia, vaginitis and nephritis;

*Hematologic and*

*Lymphatic:* Anemia, leukopenia;

*Liver/Biliary:* Liver function test abnormal, jaundice and cholestatic jaundice.

*Nervous System:* Dizziness, vertigo, somnolence, agitation, nervousness, insomnia and hyperkinesia;

*Respiratory:* Cough increased, pharyngitis, pleural effusion and rhinitis;

*Skin and Appendages:* Eczema, fungal dermatitis, sweating and vesiculobullous rash;

#### 8.4 Abnormal Laboratory Findings: Hematologic, Clinical Chemistry and Other Quantitative Data

##### Oral Therapy:

##### Adults:

Clinically significant abnormalities (irrespective of drug relationship) occurring during the clinical trials in patients were reported as follows:

With an incidence of greater than 1%: decreased hemoglobin, hematocrit, lymphocytes, monocytes, albumin and blood glucose, elevated serum creatine phosphokinase, potassium, ALT (SGPT), GGT and AST (SGOT), BUN, creatinine, blood glucose, platelet count, eosinophils and monocytes.

With an incidence of less than 1%: leukopenia, neutropenia, decreased platelet count, elevated serum alkaline phosphatase, bilirubin, LDH and phosphate.

The majority of subjects with elevated serum creatine also had abnormal values at baseline.

When follow-up was provided, changes in laboratory tests appeared to be reversible.

In multiple-dose clinical trials involving more than 4500 patients, 3 patients discontinued therapy because of treatment-related liver enzyme abnormalities, one for treatment-related elevated transaminases and triglycerides and one because of a renal function abnormality.

### **Children:**

#### One-, Three- and Five-Day Regimens

Laboratory data collected from 64 subjects receiving azithromycin in comparative clinical trials employing the 1-day regimen (30 mg/kg as a single dose), 1198 and 169 subjects receiving azithromycin respectively employing the two 3-day regimens (30 mg/kg or 60 mg/kg in divided doses over 3 days) were similar for regimens of azithromycin and all comparators combined, with most clinically significant laboratory abnormalities occurring at incidences of 1-5%.

Similar results were obtained in subjects receiving the two 5-day regimens. Overall, 1948 and 421 patients were exposed to 30 mg/kg or 60 mg/kg, respectively in divided doses over 5 days. The data collected in the subset of azithromycin patients assessed for laboratory abnormalities were similar to those in all comparators combined with most clinically significant laboratory abnormalities occurring at incidences of 1-5%.

In a single center clinical trial, a decrease in absolute neutrophils was observed in the range of 21-29% for azithromycin regimens of 30 mg/kg given either as a single dose or over 3 days, as well as the comparator. No patients had significant neutropenia defined as an absolute neutrophil count <500 cells/mm<sup>3</sup> (see [14 CLINICAL TRIALS](#)).

In clinical trials involving approximately 4700 pediatric patients, no patients discontinued therapy because of treatment-related laboratory abnormalities.

### **Intravenous Therapy**

#### **Adults:**

With an incidence of 4-6%, elevated ALT, AST, and creatinine.

With an incidence of 1-3%, elevated LDH and bilirubin.

With an incidence of less than 1%, leukopenia, neutropenia, decreased platelet count, and elevated serum alkaline phosphatase.

In multiple dose clinical trials involving more than 750 patients treated with sequential IV/oral azithromycin less than 2% of patients discontinued therapy because of treatment-related liver enzyme abnormalities.

When follow-up was provided, changes in laboratory tests appeared to be reversible for both oral

and IV dosing.

### 8.5 Post-Market Adverse Reactions

The following adverse experiences have been reported in patients under conditions (e.g., open trials, marketing experience) where a causal relationship is uncertain or in patients treated with significantly higher than the recommended doses for prolonged periods.

In addition, because these reactions are reported voluntarily from a population of uncertain size, reliably estimating their frequency is not always possible.

<i>Allergic:</i>	Arthralgia, edema, anaphylaxis (with rare reports of fatalities) (see <a href="#">7 WARNINGS AND PRECAUTIONS</a> ), serum sickness, urticaria, vasculitis, angioedema;
<i>Blood and the lymphatic system disorders:</i>	Agranulocytosis, haemolytic anaemia, thrombocytopenia
<i>Cardiovascular:</i>	Cardiac arrhythmias (including ventricular tachycardia), palpitations, hypotension. There have been rare reports of QT prolongation and torsade de pointes in patients receiving therapeutic doses of azithromycin, including a pediatric case report of QT interval prolongation which reversed to normal upon discontinuation (see <a href="#">7 WARNINGS AND PRECAUTIONS</a> ).
<i>Gastrointestinal:</i>	Anorexia, constipation, hypoglycaemia, dehydration, vomiting/diarrhea rarely resulting in dehydration, pancreatitis, pseudomembranous colitis, rare reports of tongue discoloration, pyloric stenosis / infantile hypertrophic pyloric stenosis (IHPS);
<i>General:</i>	Asthenia, paresthesia, muscle pain;
<i>Genitourinary:</i>	Interstitial nephritis, acute renal failure, nephrotic syndrome;
<i>Liver/Biliary:</i>	Hepatitis fulminant. Abnormal liver function including drug-induced hepatitis and cholestatic jaundice have been reported. There have also been rare cases of hepatic necrosis and hepatic failure, which have resulted in death (see <a href="#">7 WARNINGS AND PRECAUTIONS</a> ).
<i>Musculoskeletal and connective tissue disorders:</i>	Myasthenia gravis
<i>Nervous System:</i>	Hyperactivity, hypoaesthesia, seizure, convulsions, and syncope



*Psychiatric Disorders:* Aggressive reaction, anxiety, nervousness, agitation, delirium, hallucinations

*Skin/Appendages:* Serious skin reactions including erythema multiforme, exfoliative dermatitis, Acute Generalized Exanthematous Pustulosis (AGEP), Stevens-Johnson syndrome (SJS), toxic epidermal necrolysis (TEN), drug reaction with eosinophilia and systemic symptoms (DRESS) (see [7 WARNINGS AND PRECAUTIONS](#)).

*Special Senses:* Hearing disturbances including hearing loss, hearing impaired, deafness and/or tinnitus, vertigo, taste/smell perversion and/or loss, abnormal vision.

## 9 DRUG INTERACTIONS

### 9.2 Drug Interactions Overview

#### Drugs that cause QT prolongation

Caution is warranted when azithromycin is administered to a patient with a history of a significant cardiac repolarization disorder or who is taking other medicinal products that cause a prolonged QT interval (see [7 WARNINGS AND PRECAUTIONS, Cardiovascular](#) and [8.5 Post-Market Adverse Reactions](#)).

#### P-glycoprotein substrates

Concomitant administration of azithromycin with P-glycoprotein substrates may result in increased serum levels of P-glycoprotein substrates. Concomitant administration of P-glycoprotein inhibitors with azithromycin sustained-release form had minimal effect on the pharmacokinetics of azithromycin.

#### Hepatic cytochrome P450

Azithromycin does not interact significantly with the hepatic cytochrome P450 system. It is not believed to undergo the cytochrome P450-related drug interactions seen with erythromycin and other macrolides. Hepatic cytochrome P450 induction or inhibition via cytochrome metabolite complex does not occur with azithromycin.

## 9.4 Drug-Drug Interactions

### Established or Potential Drug-Drug Interactions

Proper name	Source of Evidence	Effect	Clinical comment
<b>Antacids</b> Aluminum and magnesium containing antacids (Maalox®)	CT	Reduce the peak serum levels but not the extent of azithromycin absorption.	Sandoz Azithromycin and these drugs should not be taken simultaneously.
<b>Carbamazepine</b>	CT	In a pharmacokinetic interaction study in healthy volunteers, no significant effect was observed on the plasma levels of carbamazepine or its active metabolite in patients receiving concomitant azithromycin.	
<b>Cetirizine</b>	CT	In healthy male volunteers, co-administration of a 5-day regimen of azithromycin with cetirizine 20 mg at steady-state resulted in no pharmacokinetic interaction and no significant changes in the QT interval.	
<b>Cimetidine</b>	CT	Administration of a single dose of cimetidine (800 mg) two hours prior to azithromycin had no effect on azithromycin absorption or on azithromycin pharmacokinetics.	
<b>Coumarin-Type Oral Anticoagulants</b>	CT	In a pharmacokinetic interaction study of 22 healthy men, a 5-day course of azithromycin did not affect the prothrombin time from a subsequently administered single 15 mg dose of warfarin.  Spontaneous post-marketing reports suggest that concomitant administration of azithromycin may potentiate the effects of oral anticoagulants.	Prothrombin times should be carefully monitored while patients are receiving azithromycin and concomitantly-administered oral anticoagulants.

Proper name	Source of Evidence	Effect	Clinical comment
<b>Cyclosporine</b>	CT	In a pharmacokinetic study with healthy volunteers that were administered a 500 mg/day oral dose of azithromycin for 3 days and were then administered a single 10 mg/kg oral dose of cyclosporine, the resulting cyclosporine $C_{max}$ and $AUC_{0-5}$ were found to be significantly elevated.	Caution should be exercised before considering concurrent administration of these drugs. If coadministration of these drugs is necessary, cyclosporine levels should be monitored and the dose adjusted accordingly.
<b>Didanosine</b>	CT	Daily doses of 1200 mg azithromycin had no effect on the pharmacokinetics of didanosine.	
<b>Efavirenz</b>	CT	Efavirenz, when administered at a dose of 400 mg for seven days produced a 22% increase in the $C_{max}$ of azithromycin administered as a 600 mg single dose. AUC was not affected.  Administration of a single 600 mg dose of azithromycin immediate-release had no effect on the pharmacokinetics of efavirenz given at 400 mg doses for seven days.	

<b>Proper name</b>	<b>Source of Evidence</b>	<b>Effect</b>	<b>Clinical comment</b>
<b>Fluconazole</b>	CT	<p>A single dose of 1200 mg azithromycin immediate-release did not alter the pharmacokinetics of a single 800 mg oral dose of fluconazole.</p> <p>Total exposure and half-life of 1200 mg azithromycin were unchanged and C<sub>max</sub> had a clinically insignificant decrease (18%) by coadministration with 800 mg fluconazole.</p>	
<b>HMG-CoA Reductase Inhibitors</b>	CT	<p>In healthy volunteers, co-administration of atorvastatin (10 mg daily) and azithromycin immediate-release (500 mg daily) did not alter plasma concentrations of atorvastatin (based on HMG CoA-reductase inhibition assay). However, post-marketing cases of rhabdomyolysis in patients receiving azithromycin with statins have been reported.</p>	
<b>Indinavir</b>	CT	<p>A single dose of 1200 mg azithromycin immediate-release had no significant effect on the pharmacokinetics of indinavir (800 mg indinavir three times daily for 5 days).</p>	
<b>Midazolam</b>	CT	<p>In healthy volunteers (N=12), co-administration of azithromycin immediate-release 500 mg/day for 3 days did not cause clinically significant changes in the pharmacokinetics and pharmacodynamics of a single 15 mg dose of midazolam.</p>	

Proper name	Source of Evidence	Effect	Clinical comment
<b>Nelfinavir</b>	CT	<p>Coadministration of a single dose of 1200 mg azithromycin immediate-release with steady-state nelfinavir (750 mg three times daily) produced an approximately 16% decrease in mean <math>AUC_{0-8}</math> of nelfinavir and its M8 metabolite. <math>C_{max}</math> was not affected.</p> <p>Coadministration of nelfinavir (750 mg three times daily) at steady-state with a single dose of 1200 mg azithromycin immediate-release increased the mean <math>AUC_{0-\infty}</math> of azithromycin by 113% and mean <math>C_{max}</math> by 136%.</p>	Dose adjustment of azithromycin is not recommended. However, close monitoring for known side effects of azithromycin, when administered in conjunction with nelfinavir, is warranted.
<b>P-glycoprotein inhibitors</b>	CT	Co-administration of P-glycoprotein inhibitors (Vitamin E, Poloxamer 407, or Poloxamer 124) with azithromycin sustained release form (1 gram dose) had minimal effect on the pharmacokinetics of azithromycin.	
<b>Rifabutin</b>	CT	Co-administration of azithromycin and rifabutin did not affect the serum concentrations of either drug. Neutropenia was observed in subjects receiving concomitant treatment with azithromycin and rifabutin.	Neutropenia has been associated with the use of rifabutin, but it has not been established if concomitantly-administered azithromycin potentiates that effect (see <a href="#">8 ADVERSE REACTIONS</a> ).

<b>Proper name</b>	<b>Source of Evidence</b>	<b>Effect</b>	<b>Clinical comment</b>
<b>Sildenafil</b>	CT	In normal healthy male volunteers, there was no evidence of a statistically significant effect of azithromycin immediate-release (500 mg daily for 3 days) on the AUC, C <sub>max</sub> , T <sub>max</sub> , elimination rate constant, or subsequent half-life of sildenafil or its principal circulating metabolite.	
<b>Theophylline</b>	CT	Concurrent use of macrolides and theophylline has been associated with increases in the serum concentrations of theophylline. Azithromycin did not affect the pharmacokinetics of theophylline administered either as a single intravenous infusion or multiple oral doses at a recommended dose of 300 mg every 12 hours. There is one post-marketing report of supraventricular tachycardia associated with an elevated theophylline serum level that developed soon after initiation of treatment with Azithromycin.	Until further data are available, prudent medical practice dictates careful monitoring of plasma theophylline levels in patients receiving azithromycin and theophylline concomitantly.
<b>Trimethoprim/ Sulfamethoxazole</b>	CT	Co- administration of trimethoprim/sulfamethoxazole (160 mg/800 mg) for 7 days with azithromycin immediate-release 1200 mg on Day 7 had no significant effect on peak concentrations, total exposure or urinary excretion of either trimethoprim or sulfamethoxazole. Azithromycin serum concentrations were similar to those seen in other studies.	

Proper name	Source of Evidence	Effect	Clinical comment
Zidovudine	CT	Single 1 g doses and multiple 1200 mg or 600 mg doses of azithromycin did not affect the plasma pharmacokinetics or urinary excretion of zidovudine or its glucuronide metabolite. However, administration of azithromycin increased the concentrations of phosphorylated zidovudine, the clinically active metabolite in peripheral blood mononuclear cells.	

Legend: CT = Clinical Trial

### **Concomitant Therapy**

The following drug interactions have not been reported in clinical trials with azithromycin and no specific drug interaction studies have been performed to evaluate potential drug-drug interactions. Nonetheless, they have been observed with macrolide products, and there have been rare spontaneously reported cases with azithromycin and some of these drugs, in post marketing experience. Until further data are developed regarding drug interactions, when azithromycin and these drugs are used concomitantly, careful monitoring of patients is advised both during and for a short period following therapy:

#### **Antihistamines**

Prolongation of QT intervals, palpitations or cardiac arrhythmias have been reported with concomitant administration of azithromycin and astemizole or terfenadine.

#### **Cisapride, Hexobarbital, Phenytoin**

Increased serum levels of hexobarbital, cisapride or phenytoin have been reported.

#### **Digoxin and colchicine / P-glycoprotein substrates**

Concomitant administration of some macrolide antibiotics with P-glycoprotein substrates, including digoxin and colchicine, has been reported to result in increased serum levels of the P-glycoprotein substrate. Therefore, if azithromycin and P-gp substrates such as digoxin are administered concomitantly, the possibility of elevated serum digoxin concentrations should be considered. Clinical monitoring, and possibly serum digoxin levels, during treatment with azithromycin and after its discontinuation are necessary.

**Disopyramide:** Azithromycin may increase the pharmacologic effect of disopyramide.

**Ergot (ergotamine or dihydroergotamine)**

Azithromycin and ergot derivatives should not be co-administered due to the possibility that ergot toxicity may be precipitated by some macrolide antibiotics. Acute ergot toxicity is characterized by severe peripheral vasospasm including ischemia of the extremities, along with dysesthesia and possible central nervous system effects.

**Gentamicin**

No data are available on the concomitant clinical use of azithromycin and gentamicin or other amphiphilic drugs which have been reported to alter intracellular lipid metabolism.

**Triazolam**

Azithromycin may decrease the clearance of triazolam and increase the pharmacologic effect of triazolam.

**9.5 Drug-Food Interactions**

Azithromycin tablets and powder for oral suspension can be taken with or without food.

**9.6 Drug-Herb Interactions**

Interactions with herbal products have not been established.

**9.7 Drug-Laboratory Test Interactions**

Interactions with laboratory tests have not been established.

**10 CLINICAL PHARMACOLOGY****10.1 Mechanism of Action**

Azithromycin, a macrolide antibiotic of the azalide subclass, exerts its antibacterial action by binding to the 23S rRNA of the 50s ribosomal subunits of susceptible bacteria. It blocks protein synthesis by inhibiting the transpeptidation/translocation step of protein synthesis and by inhibiting the assembly of the 50S ribosomal subunit.

**10.2 Pharmacodynamics****Cardiac Electrophysiology:**

QTc interval prolongation was studied in a randomized, placebo-controlled parallel trial. A total of 119 healthy subjects were enrolled (mean age of 35.5 years; range 18-55 years), of which 116 subjects (97 males) completed the study and were included in the analysis. Subjects were randomized to one of 5 treatments and received orally once daily for 3 days: placebo, chloroquine 600 mg base only, or chloroquine 600 mg base in combination with azithromycin 500 mg, 1000 mg, and 1500 mg. On Day 3, the azithromycin mean (%CV) plasma C<sub>max</sub> values for the 500, 1000 and 1500 mg azithromycin dose regimens were 0.536 (33), 0.957 (31), and 1.54 (28) mcg/mL, respectively. Co-administration of azithromycin increased the QTc interval in



a dose- and concentration-dependent manner. In comparison to chloroquine alone, the day 3 maximum mean (90% upper confidence bound) increases in QTcF were 5 (10) ms, 7 (12) ms and 9 (14) ms with the co-administration of 500 mg, 1000 mg and 1500 mg azithromycin, respectively.

### 10.3 Pharmacokinetics

No data exist in humans in regard to the extent of accumulation, duration of exposure, metabolism or excretory mechanisms of azithromycin in neural tissue such as the retina and the cochlea.

#### Adult Pharmacokinetics:

Plasma concentrations of azithromycin decline in a polyphasic pattern, resulting in an average terminal half-life of 68 hours. The prolonged half-life is likely due to *extensive* uptake and subsequent release of drug from tissues. Over the dose range of 250 to 1000 mg orally, the serum concentrations are *related* to dose.

In adults, the following pharmacokinetic data have been reported:

DOSE/DOSAGE FORM	Subjects	C <sub>max</sub> (mcg/mL)	T <sub>max</sub> (hr)	AUC (mc•hr/mL)	T <sub>½</sub> (hr)
500 mg/250 mg tablet	12; fasted	0.34	2.1	2.49 <sup>a</sup>	-
500 mg/250 mg tablet	12; fed	0.41	2.3	2.40 <sup>a</sup>	-
1200 mg/600 mg tablet	12; fasted	0.66	2.5	6.8 <sup>b</sup>	40

<sup>a</sup>0-48 hr; <sup>b</sup> 0-last

#### Intravenous Administration:

In patients hospitalized with community-acquired pneumonia (CAP) receiving single daily one-hour intravenous infusions for 2 to 5 days of 500 mg azithromycin at a concentration of 2 mg/mL, the median maximum concentration (C<sub>max</sub>) achieved was 3.00 mcg/mL (range: 1.70-6.00 mcg/mL) while the 24-hour trough level was 0.18 mcg/mL (range: 0.07-0.60 mcg/mL) and the AUC<sub>24</sub> was 8.50 mcg•h/mL (range: 5.10-19.60 mcg•h/mL).

The median C<sub>max</sub>, 24-hour trough and AUC<sub>24</sub> values were 1.20 mcg/mL (range: 0.89-1.36 mcg/mL), 0.18 mcg/mL (range: 0.15-0.21 mcg/mL) and 7.98 mcg•h/mL (range: 6.45-9.80 mcg•h/mL), respectively, in normal volunteers receiving a 3-hour intravenous infusion of 500 mg azithromycin at a concentration of 1 mg/mL. Similar pharmacokinetic values were obtained in patients hospitalized with CAP that received the same 3-hour dosage regimen for 2-5 days.

Plasma concentrations (mcg/mL) after the last daily intravenous infusion of 500 mg azithromycin [median (range)]									
Conc. + Duration	Time after starting infusion (hr)								
	0.5	1	2	3	4	6	8	12	24
<b>2 mg/mL, 1 hr<sup>a</sup></b>	2.42 (1.71-5.12)	2.65 (1.94-6.03)	0.63 (0.21-1.07)	0.34 (0.18-0.87)	0.32 (0.16-0.69)	0.19 (0.12-0.58)	0.22 (0.10-0.61)	0.16 (0.09-0.46)	0.18 (0.07-0.60)
<b>1 mg/mL, 3 hr<sup>b</sup></b>	0.87 (0.76-1.16)	1.03 (0.83-1.19)	1.16 (0.87-1.36)	1.17 (0.86-1.35)	0.32 (0.26-0.47)	0.29 (0.23-0.35)	0.27 (0.23-0.34)	0.22 (0.17-0.26)	0.18 (0.15-0.21)

<sup>a</sup>500 mg (2 mg/mL) for 2-5 days in CAP patients

<sup>b</sup>500 mg (1 mg/mL) for 5 days in healthy subjects

The average  $Cl_t$  and  $V_d$  values were 10.18 mL/min/kg and 33.3 L/kg, respectively, in 18 normal volunteers receiving 1000 to 4000 mg doses given as 1 mg/mL over 2 hours.

Comparison of the plasma pharmacokinetic parameters following the 1<sup>st</sup> and 5<sup>th</sup> daily doses of 500 mg intravenous azithromycin shows only an 8% increase in  $C_{max}$  but a 61% increase in  $AUC_{24}$  reflecting the three-fold rise in  $C_{24}$  trough levels.

In a multiple-dose study in 12 normal volunteers utilizing a 500 mg (1 mg/mL) one-hour intravenous dosage regimen for 5 days, the amount of administered azithromycin dose excreted in the urine in 24 hours was about 11% after the first dose and 14% after the 5<sup>th</sup> dose. These values are greater than the reported 6% excreted unchanged in urine after oral azithromycin administration.

#### Absorption:

Following oral administration, azithromycin is rapidly absorbed ( $T_{max}$  = 2-3 hours) and distributed widely throughout the body.

The absolute bioavailability is approximately 37%.

When azithromycin suspension was administered with food to 28 adult healthy male subjects, the rate of absorption ( $C_{max}$ ) was increased by 56% while the extent of absorption (AUC) was unchanged. Food does not affect the absorption of azithromycin in the tablet dosage form. Azithromycin tablets and powder for oral suspension can be taken with or without food.

#### Distribution:

The serum protein binding of azithromycin is concentration dependent, decreasing from 51% at 0.02 mcg/mL to 7% at 2.0 mcg/mL. Following oral administration, azithromycin is widely distributed throughout the body with a steady-state apparent volume of distribution of 31.1

L/kg.

Rapid movement of azithromycin from blood into tissue results in significantly higher azithromycin concentrations in tissue than in plasma (up to 50 times the maximum observed concentration in plasma).

The long tissue half-life and large volume of distribution result from intracytoplasmic uptake and storage in lysosomal phospholipid complexes.

**Metabolism:**

The majority of systemically available azithromycin is excreted unchanged in the bile. Metabolites of azithromycin were identified in bile but have not been studied further.

**Elimination:**

Biliary excretion of azithromycin, predominantly as unchanged drug, is a main route of elimination. Over the course of a week, approximately 6% of the administered dose appears as unchanged drug in the urine.

**Special Populations and Conditions**

**Pediatrics:**

Pharmacokinetics in children receiving a total dose of 30 mg/kg:

The table below shows mean pharmacokinetic parameters on day 5 in children 1 to 5 years and 5 to 15 years of age when azithromycin oral suspension was dosed in the absence of food at a total dose of 30 mg/kg delivered as 10 mg/kg on day 1 and 5 mg/kg on days 2-5.

**Pharmacokinetics in children given a total dose of 30 mg/kg delivered as a single dose have not been studied.**

<b>Pharmacokinetic parameters on day 5 at dosage 10 mg/kg (day 1) and 5 mg/kg (days 2-5)</b>					
<b>Age 1-5</b>			<b>Age 5-15</b>		
<b>C<sub>max</sub> (mcg/mL)</b>	<b>T<sub>max</sub> (hrs)</b>	<b>AUC<sub>0-24</sub> (mcg·hr/mL)</b>	<b>C<sub>max</sub> (mcg/mL)</b>	<b>T<sub>max</sub> (hrs)</b>	<b>AUC<sub>0-24</sub> (mcg·hr/mL)</b>
0.216	1.9	1.822	0.383	2.4	3.109

Pharmacokinetics in children receiving a 60 mg/kg total dose:

Two clinical studies enrolled 35 and 33 children respectively aged 3-16 years with pharyngitis/tonsillitis to determine the pharmacokinetics and safety of azithromycin for oral suspension in children when given 60 mg/kg in divided doses delivered as 20 mg/kg/day over 3 days or 12 mg/kg/day over 5 days with a maximum daily dose of 500 mg.

The following table shows pharmacokinetic data in the subset of children who received a total dose of 60 mg/kg. In both studies azithromycin concentrations were determined over a 24-

hour period following the last daily dose.

Similarity of overall exposure ( $AUC_{0-\infty}$ ) between the 3 and 5-day regimen is unknown.

	<b>3-Day Regimen</b>	<b>5-Day Regimen</b>
<b>N</b>	11 <sup>b</sup>	17 <sup>b</sup>
<b>C<sub>max</sub> (mcg/mL)</b>	1.05 ± .44 <sup>a</sup>	0.534 ± 0.361 <sup>a</sup>
<b>T<sub>max</sub> (hr)</b>	3 ± 2.0 <sup>a</sup>	2.2 ± 0.8 <sup>a</sup>
<b>AUC<sub>0-24</sub> (mcg •hr/mL)</b>	7.92 ± 2.87 <sup>a</sup>	3.94 ± 1.90 <sup>a</sup>

<sup>a</sup> Arithmetic means

<sup>b</sup> Maximum weight for 3-day regimen was ≤ 25 kg and for 5-day regimen was ≤ 41.7 kg

### **Geriatrics:**

When studied in healthy elderly subjects from age 65 to 85 years, the pharmacokinetic parameters of azithromycin in elderly men were similar to those in young adults; however, in elderly women, although higher peak concentrations (increased by 30 to 50%) were observed, no significant accumulation occurred.

### **Sex:**

There are no significant differences in the disposition of immediate-release azithromycin between male and female subjects. No dosage adjustment is recommended based on gender.

### **Hepatic Insufficiency:**

In patients with mild to moderate hepatic impairment, there is no evidence of a marked change in serum pharmacokinetics of oral azithromycin compared to those with normal hepatic function. In these patients, urinary recovery of azithromycin appears to increase. Hence no dose adjustment is recommended for patients with mild to moderate hepatic impairment. Azithromycin has not been studied in patients with severe hepatic impairment.

### **Renal Insufficiency:**

Azithromycin pharmacokinetics were investigated in 42 adults (21 to 85 years of age) with varying degrees of renal impairment. Following the oral administration of a single 1000 mg dose of azithromycin, mean C<sub>max</sub> and AUC<sub>0-120</sub> increased by 5.1% and 4.2%, respectively in subjects with GFR 10 to 80 mL/min compared to subjects with GFR >80 mL/min. The mean C<sub>max</sub> and AUC<sub>0-120</sub> increased 61% and 35%, respectively in subjects with GFR <10 mL/min compared to subjects with GFR >80 mL/min.

## **11 STORAGE, STABILITY AND DISPOSAL**

### **Tablets:**

Store Sandoz Azithromycin, film-coated tablets, between 15°C and 30°C.

**Powder for Oral Suspension:**

Dry powder: Store at controlled room temperature (15°C - 30°C). Protect from light.

**Reconstituted suspension:** Store between 5°C and 30°C. Discard unused portion after 10 days.

**12 SPECIAL HANDLING INSTRUCTIONS**

There are no special handling instructions for this drug product.

## PART II: SCIENTIFIC INFORMATION

### 13 PHARMACEUTICAL INFORMATION

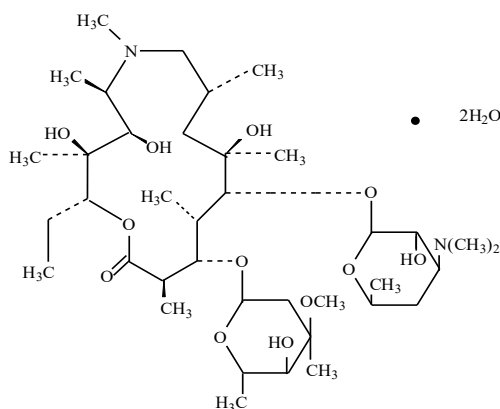
#### Drug Substance – Tablets and Powder for Oral Suspension

Proper name: azithromycin dihydrate

Chemical name: (2*R*,3*S*,4*R*,5*R*,8*R*,10*R*,11*R*,12*S*,13*S*,14*R*)-13-[(2,6-Dideoxy-3-*C*-methyl-3-*O*-methyl- $\alpha$ -L-ribo-hexopyranosyl)oxy]-2-ethyl-3,4,10-trihydroxy-3,5,6,8,10,12,14-heptamethyl-11-[[3,4,6-trideoxy-3-(dimethylamino)- $\beta$ -D-xylohexopyranosyl]oxy]-1-oxa-6-azacyclopentadecan-15-one dihydrate.

Molecular formula and molecular mass:  $C_{38}H_{72}N_2O_{12} \cdot 2H_2O$  and 749 g / mol (anhydrous substance)

Structural formula:



Physicochemical properties:

Description: Azithromycin is a white to off-white crystalline powder. Practically insoluble in water, freely soluble in anhydrous ethanol and in methylene chloride.

pH: 9.0-11.0

## 14 CLINICAL TRIALS

From the perspective of evaluating clinical trials because of the extended half-life of azithromycin, days 11-14 (10-13 days after completion of the one-day regimen, 8-11 days after completion of the three-day regimen or 6-9 days after completion of the five-day regimen) were considered on-therapy evaluations and are provided for clinical guidance. Day 21-30 evaluations were considered the primary test of cure endpoint. For patients with community-acquired pneumonia, Days 15-19 were considered as on-therapy evaluations. Days 28-42 were the cure endpoint.

### Pediatric Patients:

#### Otitis Media:

##### **Efficacy using azithromycin 30 mg/kg given over 5 days**

###### Protocol 1

In a double-blind, controlled clinical study of acute otitis media performed in North America, azithromycin (10 mg/kg on day 1 followed by 5 mg/kg on days 2-5) was compared to amoxicillin/clavulanate potassium (4:1). For the 553 patients who were evaluated for clinical efficacy, the clinical success rate (i.e., cure plus improvement) at the day 11 visit was 88% for azithromycin and 88% for the control agent. For the 528 patients who were evaluated at the day 30 visit, the clinical success rate was 76% for azithromycin and 76% for the control agent.

###### Protocol 2

In a non-comparative clinical and microbiologic trial performed in North America and in which significant numbers of  $\beta$ -lactamase producing organisms were identified (35%), the combined clinical success rate (i.e., cure plus improvement) was 84% at the day 11 visit (n=131) and 70% at the day 30 visit (n=122).

Microbiologic determinations were made at the pre-treatment visit. Microbiology was not reassessed at later visits. The following presumptive bacterial/clinical cure outcomes (i.e., clinical success) were obtained from the evaluable group:

Presumed Bacteriologic Eradication Clinical Success	Day 11	Day 30
	Azithromycin	Azithromycin
<i>S. pneumoniae</i>	61/74 (82%)	40/56 (71%)
<i>H. influenzae</i>	43/54 (80%)	30/47 (64%)
<i>M. catarrhalis</i>	28/35 (80%)	19/26 (73%)
<i>S. pyogenes</i>	11/11 (100%)	7/7
Overall	177/217 (82%)	97/137 (73%)

From the perspective of evaluating clinical trials in patients using the 3 day or 1 day accelerated regimen of azithromycin, the analysis of efficacy was based on a Modified Intent to Treat population with efficacy assessments at approximately Day 11-16 and Day 28-32. Since peak age incidence for acute otitis media is 6-18 months of age, stratified data is provided for clinical guidance in this age group.

**Efficacy using azithromycin 30 mg/kg given over 3 days**

**Protocol 3**

In a double-blind, controlled, randomized clinical study of acute otitis media in North American children from 6 months to 12 years of age, azithromycin (10 mg/kg per day for 3 days) was compared to amoxicillin/clavulanate potassium (7:1) in divided doses q12h for 10 days. Each child received active drug and placebo matched for the comparator. For the 366 patients who were evaluated for clinical efficacy, the clinical success rate (i.e., cure plus improvement) at the day 12 visit was 83% for azithromycin and 88% for the control agent. For the 362 patients who were evaluated at the day 24-28 visit, the clinical success rate was 74% for azithromycin and 69% for the control agent.

<b>Protocol 3 MITT Subjects &lt; 2 years of age</b>	<b>Azithromycin 3 day 10 mg/kg/day N (%)</b>	<b>Comparator N (%)</b>
Evaluable at Day 12	60	52
Cure	23 (38%)	29 (56%)
Improvement	22 (37%)	15 (29%)
Failure	15 (25%)	8 (15%)
Evaluable at Day 24-28	58	52
Cure	35 (60%)	30 (58%)
Improvement	0 (0%)	0 (0%)
Failure	23 (40%)	22 (42%)

**Efficacy using azithromycin 30 mg/kg given as a single dose**

**Protocol 4**

In a double-blind, controlled, randomized clinical study of acute otitis media in North American children from 6 months to 12 years of age, azithromycin (given at 30 mg/kg as a single dose on day 1) was compared to amoxicillin/clavulanate potassium (7:1) in divided doses q12h for 10 days. Each child received active drug, and placebo matched for the comparator. For the 321 subjects who were evaluated at Day 12-16, the clinical success rate (cure plus improvement) was 87% for azithromycin, and 88% for the comparator. For the 305 subjects who were evaluated at Day 28-32, the clinical success rate was 75% for both azithromycin and the comparator.



<b>Protocol 4 MITT subjects &lt; 2 years</b>	<b>Azithromycin 1 day N (%)</b>	<b>Comparator N (%)</b>
Evaluable at Day 12-16	68	56
Cure	36 (53%)	39 (70%)
Improvement	17 (25%)	6 (11%)
Failure	15 (22%)	11 (20%)
Evaluable at Day 28-32	64	53
Cure	40 (63%)	27 (51%)
Improvement	1 (1.5%)	3 (6%)
Failure	23 (36%)	23 (43%)

Protocol 5

<b>Protocol 5 MITT subjects &lt; 2 years</b>	<b>Azithromycin 1 day N (%)</b>
Evaluable at Day 10	82
Cure	50 (61%)
Improvement	19 (23%)
Failure	13 (16%)
Evaluable at Day 24-28	83
Cure	64 (77%)
Improvement	0 (0%)
Failure	19 (23%)

	<b>Day 10</b>		<b>Day 24-28</b>	
	<b>MITT</b>	<b>MITT &lt;=2years</b>	<b>MITT</b>	<b>MITT &lt;=2years</b>
<b>Presumed Bacteriologic Eradication/ Clinical Success</b>				
<i>S. pneumoniae</i>	70/76 (92%)	23/25 (92%)	67/76 (88%)	20/25 (80%)
<i>H. influenzae</i>	30/42 (71%)	11/18 (61%)	28/44 (64%)	10/19 (53%)
<i>M. catarrhalis</i>	10/10 (100%)	6 /6 (100%)	10/10 (100%)	6/6 (100%)
<b>Overall</b>	<b>110/128(86%)</b>	<b>40/49 (82%)</b>	<b>105/130(81%)</b>	<b>36/50 (72%)</b>

In a non-comparative clinical and microbiological trial enrolling 70% North American children and 30% South American children, 248 patients from 6 months to 12 years of age with documented acute otitis media were dosed with a single oral dose of azithromycin (30 mg/kg on day 1). For the 240 evaluable patients, the clinical success rate (i.e., cure plus improvement) at day 10 was 89% and for the 242 patients evaluable at day 24-28, the clinical success rate (cure) was 85%. Of the 76 *S. pneumoniae* isolates, 16% exhibited resistance to azithromycin at baseline. No bacterial eradication data is available for the azithromycin 3-day regimen.

**Pharyngitis and Tonsillitis:**

**Efficacy using azithromycin 60 mg/kg over 5 days**

In three double-blind North American controlled studies, azithromycin (12 mg/kg once a day for 5 days) was compared to penicillin V (250 mg three times a day for 10 days) in the treatment of pharyngitis due to documented group A  $\beta$ -hemolytic streptococci (GA $\beta$ HS or *S. pyogenes*). Azithromycin was clinically and microbiologically statistically superior to penicillin at day 14 and day 30 with the following clinical success (i.e., cure and improvement) and bacteriologic efficacy rates (for the combined evaluable patients with documented GA $\beta$ HS):

**3 Combined Streptococcal Pharyngitis Studies  
5-Day Dosing Regimen  
Azithromycin vs. Penicillin V  
EFFICACY RESULTS**

	Day 14	Day 30
Bacteriologic Eradication		
Azithromycin	323/340 (95%)	261/329 (79%)
Penicillin V	242/332 (73%)	214/304 (71%)
Clinical Success (Cure plus improvement)		
Azithromycin	336/343 (98%)	313/328 (95%)
Penicillin V	284/338 (84%)	240/303 (79%)

Approximately 1% of azithromycin-susceptible *S. pyogenes* isolates were resistant to azithromycin following therapy.

**Adult Patients**

**Acute Bacterial Exacerbations of Chronic Bronchitis:**

**Efficacy using azithromycin 500 mg over 3 days**

In a randomized, double-blind controlled clinical trial of acute exacerbation of chronic bronchitis (AECB) in 404 adult patients, azithromycin (500 mg once daily for 3 days) was compared with clarithromycin (500 mg twice daily for 10 days). The primary endpoint of this trial was the

clinical cure rate at Day 21- 24. For the 377 patients analyzed in the MITT analysis at the Day 21-24 visit, the clinical cure rate for 3 days of azithromycin was 87% (162/186) compared to 85% (162/191) for 10 days of clarithromycin (95% CI for azithromycin-clarithromycin cure rate = -5.3, 9.8).

The following outcomes were the clinical cure rates at the Day 21-24 visit for the bacteriologically evaluable patients by pathogen:

Clinical Outcome by Baseline Pathogen		
Pathogen	Azithromycin (3 days)	Clarithromycin (10 days)
<i>S. pneumoniae</i>	29/32 (91%)	21/27 (78%)
<i>H. influenzae</i>	12/14 (86%)	14/16 (88%)
<i>M. catarrhalis</i>	11/12 (92%)	12/15 (80%)

#### 14.2 Comparative Bioavailability Studies

A blinded, single-dose, randomized, two-period, two-treatment, two-sequence, crossover, comparative bioavailability study of Sandoz Azithromycin Powder for Oral Suspension 200 mg/5 mL (Sandoz Canada Inc.) and ZITHROMAX® Powder for Oral Suspension 200 mg/5 mL (Pfizer Canada Inc.), administered as a single 200 mg/5 mL dose was conducted in healthy male and female subjects (n=31) under fasting conditions. A summary of the bioavailability data is presented in the following table.

**SUMMARY TABLE OF THE COMPARATIVE BIOAVAILABILITY DATA**

Azithromycin (1 x 200 mg/5 mL) From measured data Geometric Mean Arithmetic Mean (CV %)				
Parameter <sup>1</sup>	Test <sup>2</sup>	Reference <sup>3</sup>	% Ratio of Geometric Means	90% Confidence Interval
AUC <sub>0-72</sub> <sup>4</sup> (ng*h/mL)	1399.96 1437.50 (26)	1446.49 1489.29 (24)	96.8	89.7 - 104.5
C <sub>max</sub> <sup>5</sup> (ng/mL)	176.61 188.92 (39)	205.50 217.62 (34)	85.9	74.7 - 98.8

Azithromycin (1 x 200 mg/5 mL) From measured data Geometric Mean Arithmetic Mean (CV %)				
Parameter <sup>1</sup>	Test <sup>2</sup>	Reference <sup>3</sup>	% Ratio of Geometric Means	90% Confidence Interval
T <sub>max</sub> <sup>6</sup> (h)	2.67 (1.33 – 5.00)	2.67 (1.00 – 5.00)		

<sup>1</sup> Due to the design of the study, AUC<sub>i</sub> and T<sub>1/2</sub> could not be accurately estimated and were not reported.

<sup>2</sup> Sandoz Azithromycin (azithromycin as azithromycin dihydrate) Powder for Oral Suspension, 200 mg/5 mL (Sandoz Canada Inc.)

<sup>3</sup> ZITHROMAX<sup>®</sup> (azithromycin as azithromycin dihydrate) Powder for Oral Suspension 200 mg/5 mL (Pfizer Canada Inc.)

<sup>4</sup> n = 30 subjects

<sup>5</sup> n = 31 subjects

<sup>6</sup> Expressed as the median (range) only

A blinded, single dose, randomized, three-period, three-treatment, three-sequence crossover, comparative bioavailability study of Sandoz Azithromycin Tablets 250 mg (Sandoz Canada Inc.), ZITHROMAX<sup>®</sup> Tablets, 250 mg (Pfizer Canada Inc.) and ZITHROMAX<sup>®</sup> Tablets, 250 mg (Pfizer Inc., Germany) in healthy adult males subjects (n=36) under fasting conditions. A summary of the bioavailability data comparing Sandoz Azithromycin Tablets, 250 mg (Sandoz Canada Inc.) and ZITHROMAX<sup>®</sup> Tablets, 250 mg (Pfizer Canada Inc.) is presented in the following table.

#### SUMMARY TABLE OF THE COMPARATIVE BIOAVAILABILITY DATA

Azithromycin (1 x 250 mg) From measured data Geometric Mean Arithmetic Mean (CV %)				
Parameter	Test <sup>1</sup>	Reference <sup>2</sup>	% Ratio of Geometric Means	90 % Confidence Interval
AUC <sub>0-72</sub> (ng.h/mL)	1280.82 1339.53 (27.35)	1373.53 1409.42 (22.85)	93.3	84.7-102.6
AUC <sub>i</sub> (ng.h/mL)	1672.48 1756.24 (29.46)	1818.70 1885.98 (29.16)	92.0	83.4 -101.4
C <sub>max</sub> (ng/mL)	167.12 183.15 (41.29)	200.93 215.48 (39.19)	83.2	73.0 -94.7

Azithromycin (1 x 250 mg) From measured data Geometric Mean Arithmetic Mean (CV %)				
Parameter	Test <sup>1</sup>	Reference <sup>2</sup>	% Ratio of Geometric Means	90 % Confidence Interval
T <sub>max</sub> <sup>3</sup> (h)	2.71 (36.84)	2.84 (40.11)		
T <sub>½</sub> <sup>3</sup> (h)	46.72 (12.07)	50.23 (24.19)		

<sup>1</sup> Sandoz Azithromycin (azithromycin as azithromycin monohydrate hemiethanolate) Tablets, 250 mg (Sandoz Canada Inc.).

<sup>2</sup> Zithromax<sup>®</sup> (azithromycin as azithromycin dihydrate) Tablets, 250 mg (Pfizer Canada Inc.).

<sup>3</sup> Expressed as arithmetic mean (CV %) only.

## 15 MICROBIOLOGY

### Mechanism of Resistance:

The two most frequently encountered mechanisms of resistance to macrolides, including azithromycin, are target modification (most often by methylation of 23S rRNA) and active efflux. The occurrence of these resistance mechanisms varies from species to species and, within a species, the frequency of resistance varies by geographical location.

### Spectrum of Activity:

Azithromycin has been shown to be active against most isolates of the following microorganisms, both *in vitro* and in clinical infections as described in [1 INDICATIONS](#).

#### Gram-positive bacteria

*Staphylococcus aureus*  
*Streptococcus agalactiae*  
*Streptococcus pneumoniae*  
*Streptococcus pyogenes*

#### Gram-negative bacteria

*Haemophilus ducreyi*  
*Haemophilus influenzae*  
*Moraxella catarrhalis*  
*Neisseria gonorrhoeae*

#### “Other” bacteria

*Chlamydophila pneumoniae*  
*Chlamydia trachomatis*

### *Mycoplasma pneumoniae*

The following *in vitro* data are available, but their clinical significance is unknown.

At least 90% of the following bacteria exhibit an *in vitro* minimum inhibitory concentration (MIC) less than or equal to the azithromycin susceptible breakpoint of  $\leq 4$  mcg/mL. However, safety and effectiveness of azithromycin in treating clinical infections due to these bacteria have not been established in adequate and well-controlled trials.

#### **Gram-positive bacteria**

Beta-hemolytic streptococci (Groups C, F, G)

Viridans group streptococci

#### **Gram-negative bacteria**

*Bordetella pertussis*

#### **Anaerobic bacteria**

*Peptostreptococcus* species

*Prevotella bivia*

#### **“Other” bacteria**

*Ureaplasma urealyticum*

*Legionella pneumophila*

*Mycoplasma hominis*

#### **Susceptibility Testing Methods:**

When available, the results of *in vitro* susceptibility test results for antimicrobial drugs used in resident hospitals should be provided to the physician as periodic reports which describe the susceptibility profile of nosocomial and community-acquired pathogens. These reports may differ from susceptibility data obtained from outpatient use, but could aid the physician in selecting the most effective antimicrobial.

#### **Dilution Techniques:**

Quantitative methods are used to determine antimicrobial minimum inhibitory concentrations (MICs). These MICs provide estimates of the susceptibility of bacteria to antimicrobial compounds. The MICs should be determined using a standardized procedure. Standardized procedures are based on a dilution method (broth or agar) or equivalent with standardized inoculum concentration and standardized concentration of azithromycin powder. The MIC values should be interpreted according to criteria provided in Table 1.

### Diffusion Techniques:

Quantitative methods that require measurement of zone diameters also provide reproducible estimates of the susceptibility of bacteria to antimicrobial compounds. One such standardized procedure requires the use of standardized inoculum concentration. This procedure uses paper disks impregnated with 15-mcg azithromycin to test the susceptibility of bacteria to azithromycin. The disk diffusion interpretive criteria are provided in Table 1.

**Table 1. Susceptibility Interpretive Criteria for Azithromycin Susceptibility Test Result Interpretive Criteria**

Pathogen	Minimum Inhibitory Concentrations (mcg/mL)			Disk Diffusion (zone diameters in mm)		
	S	I	R	S	I	R
<i>Haemophilus influenzae</i> <sup>a</sup>	≤ 4	--	--	≥ 12	--	--
<i>Staphylococcus aureus</i>	≤ 2	4	≥ 8	≥ 18	14 – 17	≤ 13
Streptococci including <i>S. pneumoniae</i>	≤ 0.5	1	≥ 2	≥ 18	14 – 17	≤ 13

Susceptibility to azithromycin must be tested in ambient air.

<sup>a</sup>Insufficient information is available to determine Intermediate or Resistant interpretive criteria

The ability to correlate MIC values and plasma drug levels is difficult as azithromycin concentrates in macrophages and tissues.

A report of “susceptible” indicates that the pathogen is likely to be inhibited if the antimicrobial compound reaches the concentrations usually achievable. A report of “intermediate” indicates that the result should be considered equivocal, and, if the microorganism is not fully susceptible to alternative, clinically feasible drugs, the test should be repeated. This category implies possible clinical applicability in body sites where the drug is physiologically concentrated or in situations where high dosage of drug can be used. This category also provides a buffer zone which prevents small uncontrolled technical factors from causing major discrepancies in interpretation. A report of “resistant” indicates that the pathogen is not likely to be inhibited if the antimicrobial compound reaches the concentrations usually achievable; other therapy should be selected.

### Quality Control

Standardized susceptibility test procedures require the use of laboratory controls to monitor and ensure the accuracy and precision of supplies and reagents used in the assay, and the techniques of the individual performing the test. Standard azithromycin powder should provide the following range of MIC values noted in Table 2. For the diffusion technique using the azithromycin 15 mcg disk, the criteria in Table 2 should be achieved.

**Table 2. Acceptable Quality Control Ranges for Azithromycin**

QC Strain	Minimum Inhibitory Concentrations (mcg/mL)	Disk Diffusion (zone diameters in mm)
<i>Haemophilus influenzae</i> ATCC* 49247	1.0 – 4.0	13 – 21
<i>Staphylococcus aureus</i> ATCC 29213	0.5 – 2.0	---
<i>Staphylococcus aureus</i> ATCC 25923	---	21 – 26
<i>Streptococcus pneumoniae</i> ATCC 49619	0.06 – 0.25	19 – 25

Susceptibility to azithromycin must be tested in ambient air.

\*ATCC = American Type Culture Collection

## 16 NON-CLINICAL TOXICOLOGY

### General Toxicology:

**Acute Toxicity:** Mice and Rats

Oral and Intraperitoneal Toxicity Studies in Mice and Rats			
Route	Species	Sex	LD <sub>50</sub> (mg of free base/kg)
Oral	Mice	M	3000
Oral	Mice	F	4000
Oral	Rats	M	>2000
Oral	Rats	F	>2000
Oral	Neonatal Rats	M	>1000
Oral	Neonatal Rats	F	>1000
I/P	Mice	M	>400 <600
I/P	Mice	F	NA*
I/P	Rats	M	>500 <900
I/P	Rats	F	NA*

\*NA = not available

### Adult animals (Mice and Rats)

Most mortality occurred within 1 to 2 hours and generally within 48 hours of dosing. At higher doses in mice, symptomatology included clonic convulsive activity, loss of righting reflex, gasping, and blanching prior to death.



Gross necropsy of mice or rats which died following intraperitoneal doses revealed yellowish or clear fluid in the pleural and peritoneal cavities. At necropsy on day 14 there were no gross pathological changes in either species aside from a few liver adhesions to the diaphragm.

Neonatal animals (Rats)

No deaths or remarkable clinical signs were observed in any animal during the 14-day observation period. All animals gained weight during the trial. At sacrifice on day 15, no remarkable gross findings were observed in any surviving rat.

**Subacute Toxicity:**

Phospholipidosis has been observed in animals administered high doses of azithromycin. This effect is reversible after cessation of azithromycin treatment in animals. Despite light- and electron-microscopic correlates of phospholipidosis (myeloid figures and intracytoplasmic vacuoles) in many organs, only in dogs receiving 100 mg/kg/day for at least 2 months have kidney, liver, and gallbladder toxicity been seen. This dose in dogs results in tissue levels greater than 5000 mg/g. Minimal increases in serum transaminase levels in rats and dogs at 20 mg/kg/day and above have also been seen but are consistent with findings previously reported for erythromycin. Special attention has been given to the effects of phospholipidosis in the retina, including studies of azithromycin, 30 and 100 mg/kg/day for 6 and 2 months, respectively, in dogs. No evidence was elicited of deleterious effects of azithromycin on vision, pupillary reflex or retinal vasculature. The detection of phospholipidosis in the choroid plexus and dorsal root ganglion was not associated with degenerative or functional changes.

In animal studies, treatment with azithromycin is associated with accumulation in various tissues, including the extra-cranial neural ganglia (i.e., retina and sympathetic nervous system). Tissue accumulation is both dose and time dependent, and is associated microscopically with the development of phospholipidosis (intra-lysosomal drug phospholipid complexes). The only evidence in animals that azithromycin is associated with alterations of intracellular phospholipid metabolism has been the documentation of small increases in phospholipid content after prolonged treatment (6 months) or exaggerated doses. Phospholipidosis has been observed at total cumulative doses only 2 multiples of the clinical dose. One month after withdrawal of treatment the concentration of azithromycin and the presence of phospholipidosis in tissue, including the retina, is at or near predose levels.

**Subacute and Chronic Toxicity:**

SPECIES	ROUTE	DOSE mg/kg/day	ANIMALS PER DOSE LEVEL	DURATION	FINDINGS
<b>ORAL in Adult Animals</b>					
Rat	Oral	50	10/sex	36 days +	Cecal enlargement was

SPECIES	ROUTE	DOSE mg/kg/day	ANIMALS PER DOSE LEVEL	DURATION	FINDINGS
(Adult)	(gavage)	100 200		reversibility	<p>dose-related. Elevated serum hepatic enzyme (SGPT, SGOT, SDH, and 5'NT) levels were dose- and time-related at high and mid levels; marginal SGPT elevations only were observed in 2 rats at the low dose.</p> <p>Histological examination of tissues from 6/sex of mid- and high-dose and 10/sex of low-dose rats revealed evidence of phospholipidosis in bile ducts (8/20, 12/12, 12/12 low-, mid-, and high-dose rats, respectively) and hepatocytes (10/12 high dose only), fatty change (4/20, 10/12, 11/12 in low-, mid-, and high-doses, respectively), and necrosis of single hepatocytes (6/12 and 11/12, respectively, in mid- and high-dose only). Phospholipidosis also occurred in high-dose rats in the tubular cells of the renal medulla 12/12, spleen 2/12, thymus 2/12, and choroid plexus 10/12; 3/12 rats at 100 mg/kg and 10/12 at 200 mg/kg exhibited mesenteric sinusoidal lymph node</p>

SPECIES	ROUTE	DOSE mg/kg/day	ANIMALS PER DOSE LEVEL	DURATION	FINDINGS
					<p>phospholipidosis.</p> <p>Phospholipidosis is characterized by accumulation of drug-lipid complexes in lysosomes where they form ultramicroscopic lamellated structures typified at the microscopic level by vacuolated macrophage or tissue cells.</p> <p>The remaining animals (4/sex in control, mid- and high-dose groups) were sacrificed 20 days after termination of treatment. Phospholipidosis was still observable in the renal tubules of 7/8 high dose animals and in 1/8 mid-dose animals and in the bile duct of 1/8 high-dose animals. Fatty change was still detectable in livers of 5/8 and 6/8 mid- and high-dose animals, respectively. Megaceca also regressed following drug withdrawal.</p>
Dog (Adult)	Oral (gavage)	25 50 100	3/sex	36 days	Transaminase levels (SGPT, SGOT) were elevated in a dose-related pattern at the 2 higher doses. ALP (alkaline phosphatase), gamma-GTP, and SDH elevations occurred only at the high

SPECIES	ROUTE	DOSE mg/kg/day	ANIMALS PER DOSE LEVEL	DURATION	FINDINGS
					dose.  Histological examination of tissues revealed the presence of phospholipidosis in all treated animals. It occurred in six or more organs in all 100 mg/kg/day animals. These included kidney, liver, spleen, gallbladder, thymus, mesenteric lymph node, esophagus, uterus and cervix as well as lymphatic nodules of gastrointestinal tissues. At the low dose of 25 mg/kg phospholipidosis was confined to the spleen, gallbladder, thymus, mesenteric lymph node and the lymphatic nodules of the ileum and colon.
Rat (Adult)	Oral (gavage)	40 (10 days on 10 days off)  0 continuous 10 " 20 "	15/sex  25/sex	190-193 days + reversibility	Sporadic mild elevations in SGOT and SGPT occurred in all dose groups during and after the treatment period. There was no evidence of phospholipidosis.
Dog (Adult)	Oral (gavage)	40 (10 days on 10 days off)  0 10 20	4/sex  4/sex + 2/sex + 2/sex	190 days  + reversibility 1 month	Sporadic elevations in SGPT levels occurred at 20 and 40 mg/kg only.  Phospholipidosis, was minimal to mild in the kidney, liver, gallbladder,

SPECIES	ROUTE	DOSE mg/kg/day	ANIMALS PER DOSE LEVEL	DURATION	FINDINGS
				2 months	spleen, mesenteric lymph node, esophagus and prostate of almost all 40 and 20 mg/kg dogs. In dogs dosed for 6 months at 20 mg/kg/day complete reversibility of phospholipidosis of the kidney, liver, and spleen with minimal phospholipidosis still present in the gallbladder and esophagus was demonstrated in the animals sacrificed 2 months after the end of treatment.
Dog (Adult)	Oral (gavage)	30 100	6/sex	6 months  2 months + reversibility	Selected animals were sacrificed at end of treatment; sacrifices (1/sex/dose level) were also performed 1 month (100 mg/kg), 2 months (30 mg/kg) and 4 months (100 mg/kg) post-treatment. Necropsies of the remaining animals were performed 7 months (30 mg/kg) and 11 months (100 mg/kg) post treatment.  Drug treatment of high dose dogs was terminated at 2 months (61 doses) due to intolerance. Serum chemistry changes including substantial

SPECIES	ROUTE	DOSE mg/kg/day	ANIMALS PER DOSE LEVEL	DURATION	FINDINGS
					<p>increases in liver enzymes (SGPT, SGOT, ALP, SDH, gamma-GPT) and BUN as well as mild decreases in erythrocytic parameters (RBC, Hb, Hct) and the presence of atypical eosinophil and vacuolated lymphocytes returned to normal range within 2 months of withdrawal from treatment. The low dose was well tolerated.</p> <p>Dose-related effects on tapetum lucidum reflectivity ranged from trace (low dose) to moderate (high dose) decoloration, dulled reflectivity and loss of the tapetum-choroid junctional zone. Following cessation of treatment, most animals showed improvements in these ocular changes. Normal junctional tissue was evident in high dose animals 4 months after withdrawal. At no time was there ophthalmoscopic evidence of an effect on vision.</p> <p>Histological examination at the end of treatment showed phospholipidosis. In the eye it included the</p>

SPECIES	ROUTE	DOSE mg/kg/day	ANIMALS PER DOSE LEVEL	DURATION	FINDINGS
					<p>tapetum, neurons of the retinal ganglion cell, inner nuclear, inner and outer plexiform layers, and mural pericytes of the superficial retinal vasculature. The rod and cone segments and retinal pigmented epithelium were generally spared. Also affected were dorsal root ganglion, liver, gallbladder, kidneys, spleen and pancreas and, at the high dose only gastrointestinal tract, mesenteric lymph nodes, thymus, aorta, heart, salivary gland and lung. Dose-related degenerative changes were observed only in the liver (focal necrosis of hepatocytes and bile duct epithelium), gallbladder (hyperplasia) and kidneys (glomerulonephrosis). All of the above effects, with the exception of those on the retina, dorsal root ganglion and gallbladder which all abated in severity, were completely reversible on drug withdrawal from both low and high dose animals. In general, these changes were consistent with the relative drug/tissue</p>

SPECIES	ROUTE	DOSE mg/kg/day	ANIMALS PER DOSE LEVEL	DURATION	FINDINGS
					<p>concentrations attained and their decline following withdrawal. Biochemical measurements of spleen, liver, kidney and retinal phospholipids of animals treated with 30 mg/kg drug for 6 months showed a difference from control only for the spleen, the tissue with the highest drug concentration.</p> <p>This experiment demonstrates that drug-induced phospholipidosis, although dose-dependent in tissue distribution and intensity, does not represent a toxic end point per se but is responsible for the cumulative tissue deposition of azithromycin.</p>
Dog (Adult)	Oral (gavage)	30 100	6/sex	6 months + reversibility	Intermittent dosing: (10 days on, 10 days off drug) for: 5 months (100 mg), 6 months (30 mg). This experiment demonstrates that intermittent administration (to mimic a hypothetical clinical dose regime) produced less phospholipidosis than azithromycin administered continuously.
<b>ORAL in Neonatal Animals</b>					



SPECIES	ROUTE	DOSE mg/kg/day	ANIMALS PER DOSE LEVEL	DURATION	FINDINGS
Oral Subacute/Neonatal RATS					
Rat (Neonatal 4 days)	Oral (gavage)	10 20 40	10/sex  10/sex	18 days (day 4 to day 21 postpartum)  10 days (day 4 to day 13 postpartum)	No treatment-related clinical signs were observed. Males given the dose of 20 mg/kg weighed significantly more than the vehicle controls on day 7 and from day 13 to sacrifice on day 22 postpartum. A slight increase in the incidence and prominence of periportal vacuolization appeared treatment related. However, the vacuolization observed in the treated animals was qualitatively no different from that seen in the vehicle-treated controls. There was no histologic evidence of phospholipidosis.
Rat (Neonatal 4 days)	Oral (gavage)	40 60 80	10/sex	18 days (day 4 to day 21 postpartum)	The purpose of this study was to determine the dose at which there was evidence of phospholipidosis. There were no clinical signs of toxicity or effects on body weight.  The administration of azithromycin to neonatal rats by gavage for 18 days produced clear evidence of phospholipidosis of bile

SPECIES	ROUTE	DOSE mg/kg/day	ANIMALS PER DOSE LEVEL	DURATION	FINDINGS
					<p>duct epithelium in a dose related manner in males and females at all dose levels.</p> <p>Hepatocellular vacuolation, which may also be a manifestation of phospholipidosis, was apparent in most males given azithromycin but was not observed in the vehicle-treated males. However, in the female rats, hepatocellular vacuolation was seen in the azithromycin treated animals as well as in those given the vehicle, suggesting that it does not represent phospholipidosis in this study.</p>
Rat (Neonatal 4 days)	Oral (gavage)	100 120 140	10/sex	18 days (day 4 to day 21 postpartum)	<p>In the previous study, evidence of dose-related phospholipidosis was observed in only the bile duct epithelium of males and females at each dose. The purpose of the present study was to attempt to identify doses at which phospholipidosis is produced in more than one organ and/or tissue.</p> <p>There were no clinical signs of toxicity.</p>

SPECIES	ROUTE	DOSE mg/kg/day	ANIMALS PER DOSE LEVEL	DURATION	FINDINGS
					The administration of azithromycin to neonatal rats by gavage for 18 days produced clear evidence of phospholipidosis of bile duct epithelium in all males and females at each dose. The hepatocellular vacuolation apparent in some animals from each dose was above that seen in the vehicle-treated animals and also appeared to be a manifestation of phospholipidosis. In addition, myocardial phospholipidosis was evident in a majority of high and intermediate dose males and females and in a single low dose male.
Rat (Neonatal 4 days)	Oral (gavage)	30 70 140	20/sex 10/sex 10/sex 20/sex	18 days (day 4 to day 21 postpartum)  and  30 Day Reversibility Period for 10/sex in groups	The purpose of this study was to determine whether phospholipidosis, previously diagnosed by light and electron microscopic examination in neonatal animals treated with azithromycin could be confirmed biochemically by measurement of tissue phospholipid levels.

SPECIES	ROUTE	DOSE mg/kg/day	ANIMALS PER DOSE LEVEL	DURATION	FINDINGS
				treated by 0 and 140 mg/kg.	<p>All low and intermediate dose animals, plus one half of the high dose and vehicle-treated control animals were sacrificed on Day 22 postpartum. The remaining rats were sacrificed on Day 52 postpartum after a 30-day reversibility period.</p> <p>Assays for drug in serum, liver and brain samples obtained from pups sacrificed 24 hours after the last dose revealed that the azithromycin concentrations increased with dose and were highest in the liver, lower in the brain and lowest in serum. The concentration of azithromycin in the serum, liver and brain had declined substantially when next measured 31 days after cessation of dosing of the high dose group. Azithromycin was still detectable in the liver and brain, but serum concentrations were generally below the limit of detection. Despite the high azithromycin concentrations detected in both the liver and brain at 24 hours after the last</p>

SPECIES	ROUTE	DOSE mg/kg/day	ANIMALS PER DOSE LEVEL	DURATION	FINDINGS
					<p>dose, the phospholipid levels in these tissues from rats given azithromycin were no greater than those of the vehicle-treated controls at both the end of the dosing period and after the one-month reversibility period.</p> <p>The administration of azithromycin to neonatal Long-Evans rats for 18 days produced light microscopic evidence (vacuolation) of phospholipidosis in bile duct epithelium, hepatocyte cytoplasm, cardiac muscle, smooth muscle of the duodenum and uterus and in the choroid plexus. These changes, seen in the rats sacrificed on the day after the last dose (i.e., Day 22 postpartum), were evident primarily in high dose animals, and, except for the bile ducts, at a much reduced incidence in intermediate dose animals. The only histological evidence of phospholipidosis at the low dose was in the bile ducts of a single male. No light microscopic evidence</p>

SPECIES	ROUTE	DOSE mg/kg/day	ANIMALS PER DOSE LEVEL	DURATION	FINDINGS
					<p>of phospholipidosis was visible in the high dose animals examined following a 30-day reversibility period.</p> <p>It is concluded that, in spite of histological indications of phospholipidosis and high tissue concentrations of azithromycin, there was no biochemical evidence of phospholipid accumulation in affected organs (brain and liver).</p>
<b>Oral Subacute/Neonatal DOGS</b>					
Dog (Neonatal 3-5 days)	Oral (gavage)	10 30 60	3/sex	5 weeks	Pups were removed from their mothers 2 hrs prior to dosing and then returned to their litters immediately thereafter. They were observed daily for developmental landmarks (eye opening, upper canine tooth eruption, ear opening and when pup "leaves the pack"). Body weights were obtained daily. Blood samples for clinical pathology profiles were drawn pretest and prior to dosing on Days 14 and Days 28 or 30. Blood samples for serum drug level determinations were

SPECIES	ROUTE	DOSE mg/kg/day	ANIMALS PER DOSE LEVEL	DURATION	FINDINGS
					<p>obtained on Days 2, 22 or 24.</p> <p>Ophthalmological examinations were conducted at termination of the treatment period. All dogs were anesthetized and exsanguinated on Days 35 or 37 for necropsy. Selected organs were weighed. Tissues were taken for assays of drug concentrations and for histopathological evaluation.</p> <p>With the exception of a possible lag in body weight gain of female pups, there were no treatment-related effects on developmental landmarks, hematology, clinical chemistry, ophthalmological findings nor upon organ weights. Mean blood concentrations of azithromycin, generally related to dose, especially at 10 and 30 mg/kg, were somewhat higher on Day 24 than on Day 2. Evidence of phospholipidosis, previously observed in other azithromycin animal studies, was detected microscopically as swollen</p>

SPECIES	ROUTE	DOSE mg/kg/day	ANIMALS PER DOSE LEVEL	DURATION	FINDINGS
					<p>vacuolated cells due to myelin figures, i.e., large lysosomes containing aggregates of undigested membranes. As in adult dogs, the dose related phospholipidosis was seen in selected tissues. The effects were minimal to mild at 10 mg/kg. Phospholipidosis was not observed in the brain or in liver. Other dose related lesions were swelling and vacuolation of cells of the tapetum lucidum of the eye due to tapetal rodlet swelling and dissolution, and degeneration and necrosis of epithelial cells lining the gallbladder. The latter occurred only in mid- and high dose animals. Twenty-four (24) hrs after the last dose, tissue levels of drug were much higher than in serum with mean concentrations in the order of serum=brain &lt;eye &lt;kidney &lt;liver=spleen.</p>
Dog (Neonatal 3-5 days)	Oral (gavage)	10 30 60	4/sex	11 days	Two/sex/group were necropsied at the end of the dosing period. The remaining animals were maintained for an additional 1-month dose free period prior to being necropsied.



SPECIES	ROUTE	DOSE mg/kg/day	ANIMALS PER DOSE LEVEL	DURATION	FINDINGS
					<p>There were no treatment-related effects on developmental landmarks, body weight, hematology, clinical chemistry or organ weights. Evidence of phospholipidosis (PL) was observed microscopically at the end of the treatment period in the spleen of dogs given 30 or 60 mg/kg/day and at all dose levels in the neurons of the retina and sympathetic ganglion. The incidence and severity were generally dose related. There was no evidence of PL in the liver or brain. At the end of the 1-month drug free period, the retina and sympathetic ganglion of animals given 10 mg/kg/day had no evidence of PL. PL was still evident, although at a reduced incidence and severity, at dose levels of 30 and 60 mg/kg/day.</p> <p>Following a 1-month drug free period, tissue concentrations of azithromycin in the liver, kidney and spleen were approximately 1.5% of those observed at the end</p>

SPECIES	ROUTE	DOSE mg/kg/day	ANIMALS PER DOSE LEVEL	DURATION	FINDINGS
					of dosing, indicating elimination of azithromycin from these organs. The extent of elimination from the retina could not be accurately quantitated in this study. However, the reversibility of the PL in the retina would suggest that elimination was occurring.
Dog (Neonatal 3-5 days) and 25 days	Oral (gavage)	10 60	4/sex (3-5 days)  2/sex (25 days)	11 days  and  30 day recovery period	<p>The purpose of this study was to further characterize the absorption and elimination of azithromycin from the choroid/retina of neonatal beagle dogs. At the end of the treatment period, 2/sex from the 3-5 day old dogs and all of the older dogs were necropsied. The remaining dogs were maintained for a 1-month dose free period to further document the elimination of azithromycin from the retina.</p> <p>There were no treatment-related effects on developmental landmarks, body weight, hematology or clinical chemistry. Mean whole blood concentrations of azithromycin were dose</p>

SPECIES	ROUTE	DOSE mg/kg/day	ANIMALS PER DOSE LEVEL	DURATION	FINDINGS
					related and increased between Days 2 and 11. Liver and choroid/retina of all animals contained dose related concentrations of azithromycin. In general, these were higher in the dogs 3-5 days of age. Concentrations in the choroid/retina were less than those in the previous study (WEL 90-252) and were within historical predictions, while liver concentrations were similar to previous studies and within expectations. At the end of the one-month treatment free period, the tissue concentrations of azithromycin had decreased and were within expected levels.
<b>INTRAVENOUS In Adult Animals</b>					
Rat (Adult)	IV	10 20  20 (every other day)	10/sex	14 days	No untoward effects.
Dog (Adult)	IV	10 20  10 (every other day)	3/sex	14 days	No untoward effects with 3 exceptions in the former two groups . Sporadic elevated serum liver enzyme levels in 2/3

SPECIES	ROUTE	DOSE mg/kg/day	ANIMALS PER DOSE LEVEL	DURATION	FINDINGS
					females at the high-dose level; serum alkaline phosphatase levels gradually increased in one 10 mg/kg/day female; phospholipidosis by accumulation of vacuolated macrophages within the lamina propria of the gallbladder and germinal centers of the mesenteric lymph nodes of dogs receiving 20 mg/kg/day.
Rat (Adult)	IV	5 10 20	10/sex	1 month (36-39 days)	Minimal phospholipidosis in the epithelium of the large bile ducts was observed in all high dose and in 13/20 mid-dose animals and at the injection site in the tail of one high dose rat.
Dog (Adult)	IV	5 10 20	3/sex	1 month (36 days)	Slight SGPT elevations occurred in 4/6 high dose animals together with a slight increase in serum alkaline phosphatase activity. Slight SGPT elevations were also noted in 1 low dose and 1 control animal. Histological changes at the high dose were limited to the presence of phospholipidosis. One 10 mg/kg dog also showed minimal phospholipidosis in the large bile ducts. There was no evidence of

SPECIES	ROUTE	DOSE mg/kg/day	ANIMALS PER DOSE LEVEL	DURATION	FINDINGS
					phospholipidosis at 5 mg/kg/day.
<b>SPECIAL EXPLORATORY TOXICOLOGY</b>					
Rat	Oral (gavage)	10 0 40 200 chloroquine: 25	5/sex 10/sex 10/sex	5 days	Animals (5/sex/group) from the 40 and 200 mg/kg azithromycin and chloroquine groups were removed from treatment for 23 days to study the effect of reversibility. No elevations in tissue phospholipid levels or hepatic necrosis were seen at any dose. Myelin figures were seen in liver, bile ducts and retinal pigmented epithelium. One chloroquine animal had a few myelin figures in retinal ganglion cells.
Rat	Oral (gavage)	0 200	10/sex	42 days	Phospholipid levels were significantly elevated above control in liver, kidney, spleen and lymphocytes (p<.05).
Dog	Oral (gavage)	0 azithromycin: 10 40 200 chloroquine: 15	1/sex 2/sex  1/sex	5 days	The livers of the 200 mg/kg azithromycin animals showed the highest drug concentration (>4000 mcg/g) of any tissues in the series of experiments. This was accompanied by a 38% elevation in hepatic phospholipids, multifocal hepatic necrosis and marked accumulation of myelin figures in both

SPECIES	ROUTE	DOSE mg/kg/day	ANIMALS PER DOSE LEVEL	DURATION	FINDINGS
					hepatocytes and bile duct epithelium. Myelin figures were also seen in the liver at 40 mg/kg azithromycin (drug concentration = 817 mcg/g) and with chloroquine but not with 10 mg/kg azithromycin. Azithromycin caused the formation of myelin figures in retinal ganglion cells from equivocal at 10 mg/kg to moderate at 200 mg/kg. The effect was less severe than chloroquine, 15 mg/kg, which caused a marked degree of myelin figure formation in retinal ganglion cells.
Dog	Oral (gavage)	0 azithromycin: 30 erythromycin: 400	1/sex 2/sex  2/sex	5 days	Reversal periods of 22 and 36 days were included for those animals treated with azithromycin (1/sex/period). Tissue phospholipids were elevated in the livers of erythromycin animals only. Myelin figures or enlarged lysosomes were seen to a minimal extent in the retinal ganglion cells, liver and choroid plexus of azithromycin animals and in the liver of erythromycin dogs. The drug concentrations were markedly reduced at the end of the reversal periods and no myelin figures

SPECIES	ROUTE	DOSE mg/kg/day	ANIMALS PER DOSE LEVEL	DURATION	FINDINGS
					remained in the liver or choroid plexus.
Dog	Oral (gavage)	erythromycin: 400	2/sex	5 days	Dogs were necropsied immediately after the last dose. A few myelin figures were seen in the retinal ganglion cells of one animal.
Dogs  Atapetal  Tapetal	Oral	azithromycin:  0 100  0 100	  3 (2M,1F) 3 (2F, 1M)  3 (2M, 1F) 3 (2F, 1M)	35-36 days	Ophthalmoscopic examinations revealed no changes in the atapetal dogs while tapetal decoloration, dulling of normal reflectivity and loss of color difference at the tapetal junctional zone was observed in the tapetal dogs. Light and/or electron microscopic examination of the retinas of both tapetal and atapetal dogs revealed signs of phospholipidosis in ganglion cells, the inner nuclear layer and inner and outer plexiform layers.  Other changes observed in both tapetal and atapetal dogs are comparable to those observed in previous studies at the same dose.
<b>SPECIAL TOXICOLOGY</b>					
Rabbit	IM	0 200 400 (single-dose)	3/sex	3 days and 7 days (observation)	Signs indicative of considerable pain upon injection were produced by both volumes of the

SPECIES	ROUTE	DOSE mg/kg/day	ANIMALS PER DOSE LEVEL	DURATION	FINDINGS
					azithromycin test solution. These changes subsided within 2 to 4 days of dosing. At sacrifice 3 or 7 days post dose, substantial changes were observed in the subcutaneous tissue and the muscle. At 7 days, these changes were much smaller at 1 mL than they were at 2 mL dose.
Rabbit	IV	0 10 (single-dose)	3/sex	1 and 2 days (observation)	There were no obvious signs of pain or discomfort upon injection of normal saline with or without azithromycin in the marginal ear vein of six albino rabbits. The gross and microscopic tissue changes indicated that this solution was only minimally irritating.

**Reproductive Toxicology:**

SPECIES	ROUTE	DOSE mg/kg/day	ANIMALS PER DOSE LEVEL	DURATION	FINDINGS
<b>FERTILITY AND REPRODUCTIVE PERFORMANCE</b>					
Rat	Oral (gavage)	0 10 20	15M/dose 30F/dose	64-66 days	In females the drug given for 14 days prior to and during cohabitation (1M:2F) and to all females throughout gestation, parturition, and lactation until Day 21 postpartum resulted in a lower pregnancy rate of 63% for the high-dose group compared to 83%



SPECIES	ROUTE	DOSE mg/kg/day	ANIMALS PER DOSE LEVEL	DURATION	FINDINGS
					and 87% for the low-dose and control groups, respectively.
Rat	Oral (gavage)	30	15M/dose 15F/dose	64-66 days	In females the drug was given 15 days prior to mating and continuously throughout the 3 weeks of mating. A lower pregnancy rate for the drug-treated group (67% compared to 100% in the concurrent control group) was also found here.
<b>FERTILITY EFFECT ON MALES OR FEMALES</b>					
Rat	Oral	0 30	40M/dose 80F/dose (Fertile animals only)	64 days (males)  See text (females)	<p>In females the drug was given 15 days prior to mating and continuously throughout the 3 weeks of mating. Groups were mated as follows:</p> <p>Group 1: Drug treated males mated with drug treated females. Group 2: Drug treated males mated with control females. Group 3: Control males mated with drug treated females. Group 4: Control males mated with control females.</p> <p>Pregnancy rates were: Group 1, 84%; Group 2, 89%; Group 3, 90%; and Group 4, 96%. The pregnancy rate was statistically significantly lower than control when the males and females were both treated with azithromycin (Group 1). The pregnancy rate of 84% in that group was, however, higher than in the two previous studies and well within</p>

SPECIES	ROUTE	DOSE mg/kg/day	ANIMALS PER DOSE LEVEL	DURATION	FINDINGS
					our historical control range. The nearly identical pregnancy rates in Groups 2 and 3 (89% and 90%, respectively) do not indicate an effect on either sex alone as being the cause for the apparently reduced pregnancy rate.

**Developmental Toxicology:**

SPECIES	ROUTE	DOSE mg/kg/day	ANIMALS PER DOSE LEVEL	DURATION	FINDINGS
Mice	Oral (gavage)	0 10 20 40	20	days 6-13 of gestation	Azithromycin was not toxic to the dams or their fetuses nor was there evidence of teratogenicity.
Mice	Oral (gavage)	0 50 100 200	20	days 6-13 of gestation	Azithromycin was not toxic to the dams or their fetuses nor was there evidence of teratogenicity.
Rat	Oral (gavage)	0 10 20 40	20	days 6-15 of gestation	Azithromycin was not toxic to the dams or to their fetuses nor was there evidence of teratogenicity.
Rat	Oral (gavage)	0 50 100 200	20	days 6-15 of gestation	Azithromycin was not toxic to the dams or fetuses. Dose levels of 100 and 200 mg/kg induced slight delays in maternal body weight gain and in ossification process of fetuses. The compound was neither embryotoxic nor teratogenic at the three dose levels. The 50 mg/kg dose can be considered as the no-observable-effect-level.

PERI/POSTNATAL					
Rat	Oral (gavage)	10 20 40	15	See text	Azithromycin administered from day 15 PI through end of gestation and for the whole period of lactation was not toxic to the dams. The pre- and post-natal developments of pups were not affected.
Rat	Oral (gavage)	0 50 100 200	20	See text	Azithromycin administered from day 15 PI through end of gestation and for the whole period of lactation was not toxic to the dams. A slight reduction in weight gain of pups and their post-natal development was related to the litter size and not to drug administration. No drug-related external or visceral anomalies were observed.

**Neonatal Studies:**

SPECIES	ROUTE	DOSE mg/kg/day	ANIMALS PER DOSE LEVEL	DURATION	FINDINGS
Rat	Oral	0 10 20 40	10/sex	18 days (4-21 days postpartum) 10 days (4-13 days postpartum)	There was no evidence of toxicity and no observation of phospholipidosis.
Rat	Oral (gavage)	0 40 60 80	5/sex	18 days (4-21 days postpartum)	Azithromycin induced dose-related microscopic evidence of phospholipidosis only in the bile duct epithelium of both males and females.
Rat	Oral (gavage)	0 100 120 140	5/sex	18 days (4-21 days postpartum)	Azithromycin in addition to affecting the gallbladder epithelium of all animals, induced microscopic evidence of

SPECIES	ROUTE	DOSE mg/kg/day	ANIMALS PER DOSE LEVEL	DURATION	FINDINGS
					myocardial phospholipidosis in a majority of high and intermediate dose pups as well as in a single low dose male. Hepatocellular vacuolation, apparent in some animals at each dose level, more pronounced than that of vehicle treated rats, appeared to be a manifestation of drug-induced phospholipidosis.
Rat	Oral (gavage)	30 70 0 140	10/sex  20/sex	18 days (4-21 days postpartum) + reversibility	Animals (treated and controls) exhibited normal growth and development. All animals at each dose were systemically exposed to azithromycin, as evidenced by the concentration of the compound in the rats' serum, liver and brain at 24 hours after the last dose. At this time point, the concentration of azithromycin in brain and especially liver greatly exceeded that in serum. At 31 days after the last dose, azithromycin is still detectable in the liver and brain of all rats in the high dose (140 mg/kg/day) reversibility group, but the serum concentrations were generally below the limit of detection (<0.01 mcg/mL) and the concentration of azithromycin in the liver, brain, and serum was substantially lower than that found one day after the last dose. In spite of the high azithromycin concentrations detected in both the liver and brain at 24 hours after the last dose, the

SPECIES	ROUTE	DOSE mg/kg/day	ANIMALS PER DOSE LEVEL	DURATION	FINDINGS
					<p>phospholipid levels in these tissues from rats given azithromycin were generally no greater than those of the vehicle-treated controls at both the end of the dosing period and after the one-month reversibility period.</p> <p>In the animals sacrificed the day after the last dose, i.e. on day 22 postpartum, light microscopic evidence of phospholipidosis was apparent in bile duct epithelium, hepatocyte cytoplasm, cardiac muscle, smooth muscle of the duodenum and uterus, and in the choroid plexus. The only evidence of phospholipidosis at the low dose was in the bile ducts of a single male.</p> <p>No light microscopic evidence of phospholipidosis remained in high dose animals examined after a 30-day reversibility period.</p>

**Carcinogenicity:**

Long-term toxicology studies to assess the carcinogenicity potential have not been conducted.

**Genotoxicity:**

Azithromycin was examined in several genetic toxicology assays for induction of gene mutations in microbial and mammalian cells and for chromosomal mutations *in vivo* and *in vitro*. No evidence of genotoxic activity was observed in any of the following assays:

**Microbial Assay:** Tests were conducted on strains TA 1535, TA 1537, TA 98 and TA 100 of *Salmonella typhimurium* at concentrations up to 2 mcg/plate (higher concentrations cause bacterial growth inhibition) in the presence and absence of Aroclor-stimulated rat or mouse liver microsomal enzymes. Additional tests were performed using the same strains of

*Salmonella* spp. and urine from mice treated orally with up to 200 mg/kg of azithromycin.

**Mammalian Cell Gene Mutation Assay:** The L5178Y Mouse Lymphoma Assay for gene mutations at the thymidine kinase locus was conducted at concentrations of 36-360 mcg/mL to cytotoxicity in the presence and absence of rat liver microsomal enzymes.

**In Vitro Cytogenetics Assay:** The clastogenic activity of azithromycin was evaluated in human lymphocytes *in vitro* exposed up to toxic concentrations of 40 mcg/mL in the presence and 7.5 mcg/mL in the absence of rat liver microsomal enzymes.

**In Vivo Cytogenetics Assay:** Azithromycin was examined for clastogenic activity in the bone marrow cells of male and female CD-1 mice treated orally at 200 mg/kg, and sacrificed at 6, 24 or 48-hours post-treatment.

**Antigenicity Studies:**

Azithromycin was tested for the induction of a systemic anaphylaxis reaction in guinea pigs and in rabbits. Azithromycin did not have antigenic potential under the conditions used in the studies.

## **17 SUPPORTING PRODUCT MONOGRAPHS**

1. ZITHROMAX® (azithromycin dihydrate, 250 mg, 600 mg, 100 mg/5 mL, 200 mg/5 mL, 100 mg/mL), submission control 270217, Product Monograph, Pfizer Canada ULC. (April 27, 2023)

## PATIENT MEDICATION INFORMATION

### READ THIS FOR SAFE AND EFFECTIVE USE OF YOUR MEDICINE

#### Pr **SANDOZ AZITHROMYCIN**

Azithromycin tablets

Read this carefully before you start taking **Sandoz Azithromycin** and each time you get a refill. This leaflet is a summary and will not tell you everything about this drug. Talk to your healthcare professional about your medical condition and treatment and ask if there is any new information about **Sandoz Azithromycin**.

#### **What is Sandoz Azithromycin used for?**

Sandoz Azithromycin is an antibiotic medicine used to treat the following types of **mild to moderate** infections **by certain microorganisms** in adults such as bronchitis, certain types of skin infections, strep throat (pharyngitis, tonsillitis), genitourinary infections, and pneumonia.

Antibacterial drugs like Sandoz Azithromycin treat only bacterial infections. They do not treat viral infections such as the common cold. Although you may feel better early in treatment, Sandoz Azithromycin should be taken exactly as directed. Misuse or overuse of Sandoz Azithromycin could lead to the growth of bacteria that will not be killed by Sandoz Azithromycin (resistance). This means that Sandoz Azithromycin may not work for you in the future. Do not share your medicine.

#### **How does Sandoz Azithromycin work?**

Sandoz Azithromycin helps stop the growth of the bacteria that cause infection. It gets into infected tissue where it is released slowly over time so the medicine keeps fighting bacteria for many days after the last dose is taken. This is why Sandoz Azithromycin may be taken for as short a time as one day.

#### **What are the ingredients in Sandoz Azithromycin?**

Medicinal ingredients: Azithromycin dihydrate

Non-medicinal ingredients: Cellulose microcrystalline, colloidal anhydrous silica, hydroxypropyl methylcellulose, lactose monohydrate, magnesium stearate, maize starch, polyethylene glycol, sodium lauryl sulfate, sodium starch glycolate and titanium dioxide.

#### **Sandoz Azithromycin comes in the following dosage forms:**

Tablets: 250 mg

#### **Do not use Sandoz Azithromycin if:**

- you have a history of liver problems when you have used azithromycin.

- you are hypersensitive (allergic) to azithromycin, or any macrolide or ketolide antibiotic (including erythromycin) or any other ingredient of Sandoz Azithromycin (see **What are the ingredients in Sandoz Azithromycin?**).

**To help avoid side effects and ensure proper use, talk to your healthcare professional before you take Sandoz Azithromycin. Talk about any health conditions or problems you may have, including if you:**

- have a known prolonged heart cycle (interval) (QT prolongation)
- are currently taking medication known to prolong QT interval (prolong your heart cycle) such as antiarrhythmics (drugs to regulate your heartbeat such as class IA: quinidine, procainamide and class III: dofetilide, amiodarone, sotalol); antipsychotic agents; antidepressants; and fluoroquinolones (a class of antibiotics)
- have a history of life-threatening irregular heartbeat
- have constantly low levels of potassium or magnesium in your blood
- have a history for heart problems such as slow heart rate, irregular heart beat or cardiac insufficiency (your heart has a hard time pumping blood to your body)
- are pregnant or think you are pregnant,
- are breast feeding or planning to breastfeed. Azithromycin is excreted in human breast milk. It is not known if Sandoz Azithromycin could affect your baby. Discuss with your doctor.
- have ever had any liver or kidney problems
- have a weak immune system
- have ever had an allergic reaction to any medicines, including antibiotics such as erythromycin
- have myasthenia gravis (a chronic autoimmune neuromuscular disease which causes muscle weakness)
- have hereditary problems of galactose intolerance, Lapp lactase deficiency or glucose-galactose malabsorption as this product contains lactose.

**Other warnings you should know about:**

You should begin to feel better within the first few days, but be sure to take Sandoz Azithromycin for the full number of days your doctor prescribed. Although Sandoz Azithromycin's dosing is short, you should not expect Sandoz Azithromycin to work faster than other antibiotics which are dosed up to 10 days. If you stop taking Sandoz Azithromycin too soon, your infection could come back. The next infection may be worse and be more difficult to treat. If you are not able to take all the medicine, tell your doctor.

If you develop diarrhea during or after treatment with Sandoz Azithromycin, tell your doctor at once. Do not use any medicine to treat your diarrhea without first checking with your doctor.

**Tell your healthcare professional about all the medicines you take, including any drugs, vitamins, minerals, natural supplements or alternative medicines.**



**The following may interact with Sandoz Azithromycin:**

- Warfarin (or other anticoagulant medicine);
- Cyclosporin (used to suppress the immune system to prevent and treat rejection in organ or bone marrow transplants);
- Digoxin (used for treatment of heart problem);
- Colchicine (used for treatment of gout);
- Nelfinavir (used for treatment of HIV infections);
- Ergotamine and ergot derivatives (used for migraine treatment). Ergotamine and ergot derivatives should not be used with Sandoz Azithromycin.

Some medicines may affect how well Sandoz Azithromycin works. Check with your doctor before starting any new prescription or over-the-counter medicines, including natural/herbal remedies or antacids, while on Sandoz Azithromycin.

**How to take Sandoz Azithromycin:**

Always take Sandoz Azithromycin as the doctor has prescribed for you, depending on the specific condition you have.

Sandoz Azithromycin can be taken with or without food.

**Usual adult dose:**

If your doctor prescribes **Sandoz Azithromycin 250 mg tablets** for 3 days for treatment of bronchitis:

Days 1 through 3: Take two tablets each day.

If your doctor prescribes **Sandoz Azithromycin 250 mg tablets** for 5 days for treatment of respiratory tract infections or certain types of skin infections:

Day 1: Take 2 tablets once.

Day 2 through 5: Take 1 tablet daily.

If your doctor prescribes **Sandoz Azithromycin 250 mg tablets** for 1 day for treatment of genital ulcers or non-gonococcal urethritis and cervicitis:

Days 1: Take four tablets once.

If your doctor prescribes **Sandoz Azithromycin 250 mg tablets** for 1 day for treatment of gonococcal urethritis and cervicitis:

Days 1: Take eight tablets once.

**Overdose:**

If you think you, or a person you are caring for, have taken too much Sandoz Azithromycin, contact a healthcare professional, hospital emergency department, or regional poison control centre immediately, even if there are no symptoms.
--

**Missed Dose:**

If you forget to take a dose, call your pharmacist or doctor. Do not double dose.

**What are possible side effects from using Sandoz Azithromycin?**

These are not all the possible side effects you may have when taking Sandoz Azithromycin. If you experience any side effects not listed here, tell your healthcare professional.

Side effects may include:

- Diarrhea/loose stools
- Stomach pain
- Nausea and vomiting
- Headache

Serious side effects and what to do about them			
Symptom / effect	Talk to your healthcare professional		Stop taking drug and get immediate medical help
	Only if severe	In all cases	
<b>COMMON</b>			
<b><i>Clostridioides difficile</i> colitis (bowel inflammation):</b> severe diarrhea (bloody or watery) with or without fever, abdominal pain, or tenderness			√
<b>UNCOMMON</b>			
<b>Abnormal heart rhythm:</b> feel your heart beating in your chest, abnormal heartbeat, dizziness or feeling faint			√
<b>Severe allergic reaction:</b> trouble breathing, swelling of the face, mouth, throat, neck, severe skin rash or blisters			√
<b>Liver disorder:</b> abdominal pain, nausea, vomiting, yellowing of skin and eyes, dark urine			√
<b>Myasthenia gravis:</b> muscle weakness, drooping eyelid, vision changes, difficulty chewing and swallowing, trouble breathing		√	

If you have a troublesome symptom or side effect that is not listed here or becomes bad enough to interfere with your daily activities, tell your healthcare professional.

### **Reporting Side Effects**

You can report any suspected side effects associated with the use of health products to Health Canada by:

- Visiting the Web page on Adverse Reaction Reporting (<https://www.canada.ca/en/health-canada/services/drugs-health-products/medeffect-canada/adverse-reaction-reporting.html>) for information on how to report online, by mail or by fax; or
- Calling 1-866-234-2345 (toll-free).

*NOTE: Contact your health professional if you need information about how to manage your side effects. The Canada Vigilance Program does not provide medical advice.*

### **Storage:**

Store Sandoz Azithromycin at controlled room temperature (between 15-30°C).

Keep out of reach and sight of children.

### **If you want more information about Sandoz Azithromycin:**

- Talk to your healthcare professional
- Find the full product monograph that is prepared for healthcare professionals and includes this Patient Medication Information by visiting the Health Canada website: (<https://www.canada.ca/en/health-canada/services/drugs-health-products/drug-products/drug-product-database.html>); the manufacturer's website [www.sandoz.ca](http://www.sandoz.ca), or by calling 1-800-361-3062.

This leaflet was prepared by Sandoz Canada Inc.

Last revised: October 19, 2023

## **PATIENT MEDICATION INFORMATION**

### **READ THIS FOR SAFE AND EFFECTIVE USE OF YOUR MEDICINE**

#### **Pr SANDOZ AZITHROMYCIN**

Azithromycin for oral suspension

Read this carefully before you start taking **Sandoz Azithromycin** and each time you get a refill. This leaflet is a summary and will not tell you everything about this drug. Talk to your healthcare professional about your medical condition and treatment and ask if there is any new information about **Sandoz Azithromycin**.

#### **What is Sandoz Azithromycin used for?**

Sandoz Azithromycin is an antibiotic medicine used to treat the following types of **mild to moderate** infections **by certain microorganisms** in children: ear infections, pneumonia, and throat infections and in adults who have difficulty swallowing tablets, for various conditions.

Antibacterial drugs like Sandoz Azithromycin treat only bacterial infections. They do not treat viral infections such as the common cold. Although you may feel better early in treatment, Sandoz Azithromycin should be taken exactly as directed. Misuse or overuse of Sandoz Azithromycin could lead to the growth of bacteria that will not be killed by Sandoz Azithromycin (resistance). This means that Sandoz Azithromycin may not work for you in the future. Do not share your medicine.

#### **How does Sandoz Azithromycin work?**

Sandoz Azithromycin helps stop the growth of the bacteria that cause infection. It gets into infected tissue where it is released slowly over time so the medicine keeps fighting bacteria for many days after the last dose is taken. This is why Sandoz Azithromycin may be taken for as short a time as one day.

#### **What are the ingredients in Sandoz Azithromycin?**

Medicinal ingredients: Azithromycin dihydrate

Non-medicinal ingredients: Aspartame, colloidal anhydrous silica, banana flavour, cherry flavour, hydroxypropylcellulose, sucrose, trisodium phosphate anhydrous, vanilla flavour and xanthan gum.

#### **Sandoz Azithromycin comes in the following dosage forms:**

Powder for oral suspension – azithromycin 300, 600, 900, 1500 mg/bottle, or 100 mg / 5 ml, 200 mg / 5 ml when reconstituted (as azithromycin dihydrate)

#### **Do not use Sandoz Azithromycin if:**

- you have a history of liver problems when you have used azithromycin.

- you are hypersensitive (allergic) to azithromycin, or any macrolide or ketolide antibiotic (including erythromycin) or any other ingredient of Sandoz Azithromycin (see **What are the ingredients in Sandoz Azithromycin?**).

**To help avoid side effects and ensure proper use, talk to your healthcare professional before you take Sandoz Azithromycin. Talk about any health conditions or problems you may have, including if you:**

- have a known prolonged heart cycle (interval) (QT prolongation)
- are currently taking medication known to prolong QT interval (prolong your heart cycle) such as antiarrhythmics (drugs to regulate your heartbeat such as class IA: quinidine, procainamide and class III: dofetilide, amiodarone, sotalol); antipsychotic agents; antidepressants; and fluoroquinolones (a class of antibiotics)
- have a history of life-threatening irregular heartbeat
- have constantly low levels of potassium or magnesium in your blood
- have a history for heart problems such as slow heart rate, irregular heartbeat or cardiac insufficiency (your heart has a hard time pumping blood to your body)
- have diabetes or hereditary problems of fructose intolerance, glucose-galactose malabsorption or saccharase-isomaltase deficiency, as this product contains sucrose
- are pregnant or think you are pregnant,
- are breastfeeding or planning to breastfeed. Azithromycin is excreted in human breast milk. It is not known if Sandoz Azithromycin could affect a baby. Discuss with your doctor.
- have ever had any liver or kidney problems
- have a weak immune system
- have myasthenia gravis (a chronic autoimmune neuromuscular disease which causes muscle weakness)
- are allergic to any medicines including antibiotics such as erythromycin

**Other warnings you should know about:**

If your child develops diarrhea during or after treatment with Sandoz Azithromycin, tell your child's doctor at once. Do not use any medicine to treat your child's diarrhea without first checking with your child's doctor.

Your child should begin to feel better within the first few days, but be sure to give Sandoz Azithromycin for the full number of days your child's doctor prescribed. Although Sandoz Azithromycin's dosing is short and you may be able to give all the medicine to your child more easily, you should not expect Sandoz Azithromycin to work faster than other antibiotics which are dosed for up to 10 days. If you stop giving Sandoz Azithromycin to your child too soon, their infection could come back. The next infection may be worse and be more difficult to treat. If you are not able to give all the medicine to your child, tell your child's doctor.

If your baby develops projectile vomiting or irritability during feeding, during or after treatment with Sandoz Azithromycin, contact your baby's doctor at once.

Your child's doctor or nurse can advise you when your child should begin feeling better.

**Tell your healthcare professional about all the medicines you take, including any drugs, vitamins, minerals, natural supplements or alternative medicines.**

**The following may interact with Sandoz Azithromycin:**

- Warfarin (or other anticoagulant medicine);
- Cyclosporin (used to suppress the immune system to prevent and treat rejection in organ or bone marrow transplants);
- Digoxin (used for treatment of heart problems);
- Colchicine (used for treatment of gout);
- Nelfinavir (used for treatment of HIV infections);
- Ergotamine and ergot derivatives (used for migraine treatment). Ergotamine and ergot derivatives should not be used with Sandoz Azithromycin.

Some medicines may affect how well Sandoz Azithromycin works. Check with your doctor before starting any new prescription or over-the-counter medicines, including natural/herbal remedies or antacids, while on Sandoz Azithromycin.

**How to take Sandoz Azithromycin:**

Your child's doctor will decide the total amount of Sandoz Azithromycin to give to your child, depending on your child's weight and on the specific infection your child has. In addition to deciding the total amount of Sandoz Azithromycin to give to your child, the doctor will tell you to give all the medicine to your child in 1 day or to divide it over 3 days or over 5 days.

Sandoz Azithromycin should be taken once-a-day and may be given with or without food. Shake the bottle well just before you give a dose.

Use the dosing device that comes with Sandoz Azithromycin to carefully measure the dose. Do not use a household teaspoon as it is not accurate enough.

Give Sandoz Azithromycin for the full number of days prescribed by the doctor, even if your child feels better before finishing all the medicine as prescribed.

**Usual dose:**

**For Ear Infections**

For ear infections, your child's doctor will tell you to give Sandoz Azithromycin to your child in one of the following ways:

- the total amount as 1 dose on 1 day or
- once-a-day for 3 days or
- once-a-day for 5 days, with a double dose on the first day.

Whether given all on 1 day, or divided over 3 days or over 5 days, the total amount of Sandoz Azithromycin you give to your child should be the same.

### **For Pneumonia**

For pneumonia, your child's doctor will tell you to give Sandoz Azithromycin to your child once-a-day for 5 days, with a double dose on the first day.

### **For Throat Infections**

For throat infections, your child's doctor will tell you to give Sandoz Azithromycin to your child in the following way: once-a-day for 5 days. When Sandoz Azithromycin is given for 5 days for throat infections, you do not need to give a double dose on the first day (as you would with ear infections).

If your child vomits within 30 minutes after the 1-day treatment for an ear infection, it is recommended that you call your pharmacist or child's doctor because your child may need to receive the same dose of medicine again.

If you have questions about how to give Sandoz Azithromycin to your child, please ask your child's doctor, nurse or pharmacist.

### **Instructions for Use of the Dosing Devices:**

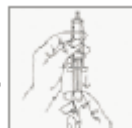
Use only the dosing device provided to measure the correct amount of suspension.



**1.** To open, push down on the bottle cap while twisting the cap counter clockwise. Remove cap from bottle.



**2.** Push plastic stopper into bottle top (if pharmacist has not done so).



**3.** Pull back on syringe handle to prescribed dose.



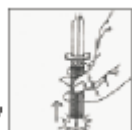
**4.** Insert syringe into bottle top.



**5.** Push down on syringe handle to allow air into bottle.



6. Turn bottle upside down and pull back syringe handle, drawing prescribed dose of medicine into syringe.



7. Remove syringe from bottle.  
Give medicine by mouth by slowly pushing on syringe handle.  
Remember to put the cap back on the medicine bottle.

**Overdose:**

If you think you, or a person you are caring for, have taken too much Sandoz Azithromycin, contact a healthcare professional, hospital emergency department, or regional poison control centre immediately, even if there are no symptoms.

**Missed Dose:**

If you forget to give your child a dose, call your pharmacist or child’s doctor. Do not double dose.

**What are possible side effects from using Sandoz Azithromycin?**

These are not all the possible side effects you may have when taking Sandoz Azithromycin. If you experience any side effects not listed here, tell your healthcare professional.

Side effects may include:

- Diarrhea/loose stools
- Stomach pain
- Nausea and vomiting
- Headache

Serious side effects and what to do about them			
Symptom / effect	Talk to your healthcare professional		Stop taking drug and get immediate medical help
	Only if severe	In all cases	
<b>COMMON</b>			
<b><i>Clostridioides difficile</i> colitis (bowel inflammation):</b> severe diarrhea (bloody or watery) with or without fever, abdominal pain, or tenderness			√
<b>UNCOMMON</b>			
<b>Abnormal heart rhythm:</b> feel your heart beating in your chest, abnormal heartbeat, dizziness or feeling faint			√



Serious side effects and what to do about them			
Symptom / effect	Talk to your healthcare professional		Stop taking drug and get immediate medical help
	Only if severe	In all cases	
<b>Severe allergic reaction:</b> trouble breathing, swelling of the face, mouth, throat, neck, severe skin rash or blisters			√
<b>Intestinal blockage:</b> Projectile vomiting, irritability during feeding			√
<b>Liver disorder:</b> abdominal pain, nausea, vomiting, yellowing of skin and eyes, dark urine			√
<b>Myasthenia gravis:</b> muscle weakness, drooping eyelid, vision changes, difficulty chewing and swallowing, trouble breathing		√	

If you have a troublesome symptom or side effect that is not listed here or becomes bad enough to interfere with your daily activities, tell your healthcare professional.

<p><b>Reporting Side Effects</b></p> <p>You can report any suspected side effects associated with the use of health products to Health Canada by:</p> <ul style="list-style-type: none"> <li>• Visiting the Web page on Adverse Reaction Reporting (<a href="https://www.canada.ca/en/health-canada/services/drugs-health-products/medeffect-canada/adverse-reaction-reporting.html">https://www.canada.ca/en/health-canada/services/drugs-health-products/medeffect-canada/adverse-reaction-reporting.html</a>) for information on how to report online, by mail or by fax; or</li> <li>• Calling toll-free at 1-866-234-2345.</li> </ul> <p><i>NOTE: Contact your health professional if you need information about how to manage your side effects. The Canada Vigilance Program does not provide medical advice.</i></p>
--

**Storage:**

Sandoz Azithromycin dry powder can be stored at controlled room temperature (15-30°C). Protect from light.

**Reconstituted suspension:** Store between 5°C and 30°C. Discard unused portion after 10 days. Throw away any medicine that is left over after treatment.

Keep out of reach and sight of children.

**If you want more information about Sandoz Azithromycin:**

- Talk to your healthcare professional
- Find the full product monograph that is prepared for healthcare professionals and includes this Patient Medication Information by visiting the Health Canada website: (<https://www.canada.ca/en/health-canada/services/drugs-health-products/drug-products/drug-product-database.html>); the manufacturer's website [www.sandoz.ca](http://www.sandoz.ca), or by calling 1-800-361-3062.

This leaflet was prepared by Sandoz Canada Inc.

Last revised: October 25, 2023