

PRODUCT MONOGRAPH  
INCLUDING PATIENT MEDICATION INFORMATION

 **KEYTRUDA**<sup>®</sup>  
pembrolizumab

solution for infusion 100 mg/4 mL vial

Antineoplastic agent, monoclonal antibody

Keytruda, indicated for:

- Adult and pediatric patients with refractory or relapsed classical Hodgkin Lymphoma (cHL), as monotherapy, who have failed autologous stem cell transplant (ASCT) or who are not candidates for multi-agent salvage chemotherapy and ASCT.
- Adult and pediatric patients with refractory Primary Mediastinal B-cell Lymphoma (PMBCL) or who have relapsed after 2 or more lines of therapy, as monotherapy.
- Adult patients with locally advanced unresectable or metastatic urothelial carcinoma, as monotherapy, who are not eligible for any platinum-containing chemotherapy.
- Adult patients with Bacillus Calmette-Guerin (BCG)-unresponsive, high-risk, non-muscle invasive bladder cancer (NMIBC) with carcinoma in-situ (CIS) with or without papillary tumours who are ineligible for or have elected not to undergo cystectomy.

has been issued market authorization **with conditions**, pending the results of trials to verify its clinical benefit. Patients should be advised of the nature of the authorization. For further information for Keytruda please refer to Health Canada's Notice of Compliance with conditions - drug products web site: <https://www.canada.ca/en/health-canada/services/drugs-health-products/drug-products/notice-compliance/conditions.html>.

Keytruda, indicated for the:

- Treatment of adult patients with unresectable or metastatic melanoma who have not received prior treatment with ipilimumab. Subjects with BRAF V600 mutant melanoma may have received prior BRAF inhibitor therapy.
- Treatment of adult patients with unresectable or metastatic melanoma and disease progression following ipilimumab therapy and, if BRAF V600 mutation positive, following a BRAF or MEK inhibitor.
- Adjuvant treatment of adult and pediatric (12 years and older) patients with Stage IIB, IIC or III melanoma following complete resection.
- First-line treatment, as monotherapy, of adult patients with metastatic non-small cell lung carcinoma (NSCLC) or stage III disease where patients are not candidates for surgical resection or definitive chemoradiation, expressing PD-L1 [Tumour Proportion Score (TPS)  $\geq$  1%] as determined by a validated test, with no EGFR or ALK genomic tumour aberrations.

- Treatment of adult patients with metastatic non-squamous NSCLC in combination with pemetrexed and platinum chemotherapy, with no EGFR or ALK genomic tumour aberrations, and no prior systemic chemotherapy treatment for metastatic NSCLC.
- Treatment of adult patients with metastatic squamous NSCLC in combination with carboplatin and either paclitaxel or nab-paclitaxel, with no prior systemic chemotherapy treatment for metastatic NSCLC.
- Treatment of adult patients with metastatic NSCLC as monotherapy, whose tumours express PD-L1 [Tumour Proportion Score (TPS)  $\geq$  1%] as determined by a validated test and who have disease progression on or after platinum-containing chemotherapy. Patients with EGFR or ALK genomic tumour aberrations should have received authorized therapy for these aberrations prior to receiving Keytruda.
- Adjuvant treatment of adult patients with Stage IB (T2a  $\geq$  4 cm), II, or IIIA NSCLC who have undergone complete resection and platinum-based chemotherapy.
- Treatment of adult patients with locally advanced or metastatic urothelial carcinoma, as monotherapy, who have disease progression during or following platinum-containing chemotherapy or within 12 months of completing neoadjuvant or adjuvant platinum-containing chemotherapy.
- Treatment of adult patients with advanced or metastatic renal cell carcinoma (RCC) in combination with axitinib, with no prior systemic therapy for metastatic RCC.
- Treatment of adult patients with advanced (not amenable to curative surgery or radiation) or metastatic RCC in combination with lenvatinib with no prior systemic therapy for metastatic RCC.
- Adjuvant treatment, as monotherapy, of adult patients with RCC at intermediate-high or high risk of recurrence following nephrectomy, or following nephrectomy and resection of metastatic lesions.
- First-line treatment, as monotherapy, of adult patients with metastatic MSI-H or dMMR colorectal cancer (CRC) as determined by a validated test.
- Treatment of adult patients with unresectable or metastatic microsatellite instability-high (MSI-H) or mismatch repair deficient (dMMR) tumors, as determined by a validated test, for:
  - colorectal cancer that has progressed following treatment with a fluoropyrimidine, oxaliplatin, and irinotecan, as monotherapy, or
  - endometrial cancer that has progressed following prior therapy and who have no satisfactory alternative treatment options, as monotherapy.
- Treatment of adult patients with advanced endometrial carcinoma, in combination with lenvatinib, that is not microsatellite instability high (MSI-H) or mismatch repair deficient (dMMR), who have disease progression following prior platinum-based systemic therapy and are not candidates for curative surgery or radiation.
- First-line treatment of metastatic or unresectable recurrent head and neck squamous cell carcinoma (HNSCC) as monotherapy, in adult patients whose tumours have PD-L1 expression (Combined Positive Score [CPS]  $\geq$  1) as determined by a validated test.
- First-line treatment of metastatic or unresectable recurrent head and neck squamous cell carcinoma (HNSCC) in combination with platinum and fluorouracil (FU) chemotherapy, in adult patients.
- First-line treatment, in combination with trastuzumab, fluoropyrimidine- and platinum-containing chemotherapy, of adult patients with locally advanced unresectable or metastatic HER2-positive gastric or gastroesophageal junction (GEJ) adenocarcinoma

	<p>whose tumors express PD-L1 (Combined Positive Score [CPS] <math>\geq</math> 1) as determined by a validated test.</p> <ul style="list-style-type: none"> <li>• First-line treatment, in combination with fluoropyrimidine- and platinum-containing chemotherapy, of adult patients with locally advanced unresectable or metastatic HER2-negative gastric or gastroesophageal junction (GEJ) adenocarcinoma.</li> <li>• First-line treatment, in combination with platinum and fluoropyrimidine based chemotherapy, of adult patients with locally advanced unresectable or metastatic, carcinoma of the esophagus.</li> <li>• Treatment of adult patients with high-risk early-stage triple-negative breast cancer (TNBC) in combination with chemotherapy as neoadjuvant treatment, and then continued as monotherapy as adjuvant treatment after surgery.</li> <li>• Adult patients in combination with chemotherapy with locally recurrent unresectable or metastatic triple-negative breast cancer (TNBC), who have not received prior chemotherapy for metastatic disease and whose tumors express PD-L1 (Combined Positive Score [CPS] <math>\geq</math> 10) as determined by a validated test.</li> <li>• Treatment of adult patients with persistent, recurrent, or metastatic cervical cancer whose tumours express PD-L1 (CPS <math>\geq</math> 1) as determined by a validated test, in combination with chemotherapy with or without bevacizumab.</li> <li>• Treatment of adult patients with locally advanced unresectable or metastatic biliary tract carcinoma (BTC), in combination with gemcitabine-based chemotherapy.</li> </ul> <p>has been issued market authorization <b>without conditions</b>.</p>
--	--

**Merck Canada Inc.**  
16750 route Transcanadienne  
Kirkland QC Canada H9H 4M7  
[www.merck.ca](http://www.merck.ca)

Date of Initial Approval:  
MAY 19, 2015

Date of Revision:  
MAY 29, 2024

Submission Control No: 276501

**What is a Notice of Compliance with Conditions (NOC/c)?**

An NOC/c is a form of market approval granted to a product on the basis of promising evidence of clinical effectiveness following review of the submission by Health Canada.

Products authorized under Health Canada's NOC/c policy are intended for the treatment, prevention or diagnosis of a serious, life-threatening or severely debilitating illness. They have demonstrated promising benefit, are of high quality and possess an acceptable safety profile based on a benefit/risk assessment. In addition, they either respond to a serious unmet medical need in Canada or have demonstrated a significant improvement in the benefit/risk profile over existing therapies. Health Canada has provided access to this product on the condition that sponsors carry out additional clinical trials to verify the anticipated benefit within an agreed upon time frame.

## RECENT MAJOR LABEL CHANGES

1 Indications	05/2024
4 Dosage and Administration, 4.2 Recommended Dose and Dosage Adjustment	04/2023
7 Warnings and Precautions, 7.1.3 Pediatrics	05/2024

## TABLE OF CONTENTS

Sections or subsections that are not applicable at the time of authorization are not listed.

<b>RECENT MAJOR LABEL CHANGES</b> .....	<b>5</b>
<b>PART I: HEALTH PROFESSIONAL INFORMATION</b> .....	<b>8</b>
<b>1 INDICATIONS</b> .....	<b>8</b>
1.1 Pediatrics .....	11
1.2 Geriatrics.....	11
<b>2 CONTRAINDICATIONS</b> .....	<b>11</b>
<b>4 DOSAGE AND ADMINISTRATION</b> .....	<b>12</b>
4.1 Dosing Considerations .....	12
4.2 Recommended Dose and Dosage Adjustment .....	12
4.3 Reconstitution.....	21
4.4 Administration .....	22
4.5 Missed Dose.....	22
<b>5 OVERDOSAGE</b> .....	<b>22</b>
<b>6 DOSAGE FORMS, STRENGTHS, COMPOSITION AND PACKAGING</b> .....	<b>22</b>
<b>7 WARNINGS AND PRECAUTIONS</b> .....	<b>23</b>
7.1 Special Populations .....	27
7.1.1 Pregnant Women .....	27
7.1.2 Breast-feeding.....	28
7.1.3 Pediatrics.....	28
7.1.4 Geriatrics .....	28
<b>8 ADVERSE REACTIONS</b> .....	<b>29</b>
8.1 Adverse Reaction Overview .....	29
8.2 Clinical Trial Adverse Reactions .....	29
8.2.1 Clinical Trial Adverse Reactions – Pediatrics.....	147
8.3 Less Common Clinical Trial Adverse Reactions.....	147
8.4 Abnormal Laboratory Findings: Hematologic, Clinical Chemistry and Other Quantitative Data	157

8.5	Post-Market Adverse Reactions.....	178
<b>9</b>	<b>DRUG INTERACTIONS.....</b>	<b>178</b>
9.2	Drug Interaction Overview.....	178
<b>10</b>	<b>CLINICAL PHARMACOLOGY.....</b>	<b>178</b>
10.1	Mechanism of Action.....	178
10.2	Pharmacodynamics.....	178
10.3	Pharmacokinetics.....	179
<b>11</b>	<b>STORAGE, STABILITY AND DISPOSAL.....</b>	<b>180</b>
<b>12</b>	<b>SPECIAL HANDLING INSTRUCTIONS.....</b>	<b>180</b>
<b>PART II: SCIENTIFIC INFORMATION .....</b>		<b>181</b>
<b>13</b>	<b>PHARMACEUTICAL INFORMATION.....</b>	<b>181</b>
<b>14</b>	<b>CLINICAL TRIALS.....</b>	<b>181</b>
14.1	Clinical Trials by Indication.....	181
	Melanoma.....	181
	Adjuvant Melanoma .....	190
	Non-Small Cell Lung Carcinoma .....	195
	Classical Hodgkin Lymphoma.....	219
	Primary Mediastinal B-cell Lymphoma .....	221
	Urothelial Carcinoma .....	222
	Microsatellite Instability-High Colorectal Cancer .....	227
	Microsatellite Instability-High Cancer (MSI-H) .....	230
	Endometrial Carcinoma .....	231
	Renal Cell Carcinoma .....	235
	Head and Neck Cancer .....	243
	Gastric or Gastroesophageal junction (GEJ) Adenocarcinoma .....	248
	Esophageal Cancer .....	254
	Triple Negative Breast Cancer (TNBC) .....	259
	Early-stage Triple-Negative Breast Cancer .....	263
	Cervical Cancer.....	266
	Biliary Tract Carcinoma .....	269
	Alternate Dosing Regimen for Adults .....	271
14.4	Immunogenicity .....	271
<b>15</b>	<b>MICROBIOLOGY.....</b>	<b>272</b>

<b>16</b>	<b>NON-CLINICAL TOXICOLOGY .....</b>	<b>272</b>
	<b>PATIENT MEDICATION INFORMATION .....</b>	<b>276</b>

## PART I: HEALTH PROFESSIONAL INFORMATION

### 1 INDICATIONS

KEYTRUDA (pembrolizumab) is indicated for:

#### **Melanoma**

Keytruda is indicated for the treatment of adult patients with unresectable or metastatic melanoma who have not received prior treatment with ipilimumab. Subjects with BRAF V600 mutant melanoma may have received prior BRAF inhibitor therapy.

Keytruda is indicated for the treatment of adult patients with unresectable or metastatic melanoma and disease progression following ipilimumab therapy and, if BRAF V600 mutation positive, following a BRAF or MEK inhibitor.

Keytruda is indicated for the adjuvant treatment of adult and pediatric (12 years and older) patients with Stage IIB, IIC or III melanoma following complete resection.

#### **Non-Small Cell Lung Carcinoma**

Keytruda as monotherapy is indicated for the first-line treatment of adult patients with metastatic non-small cell lung carcinoma (NSCLC) or stage III disease where patients are not candidates for surgical resection or definitive chemoradiation, expressing PD-L1 [Tumour Proportion Score (TPS)  $\geq$  1%] as determined by a validated test, with no EGFR or ALK genomic tumour aberrations. A positive association was observed between the level of PD-L1 expression and the magnitude of the treatment benefit (See [14 CLINICAL TRIALS](#)).

Keytruda, in combination with pemetrexed and platinum chemotherapy, is indicated for the treatment of adult patients with metastatic non-squamous NSCLC with no EGFR or ALK genomic tumour aberrations, and no prior systemic chemotherapy treatment for metastatic NSCLC.

Keytruda, in combination with carboplatin and either paclitaxel or nab-paclitaxel, is indicated for the treatment of adult patients with metastatic squamous NSCLC with no prior systemic chemotherapy treatment for metastatic NSCLC.

Keytruda as monotherapy is indicated for the treatment of adult patients with metastatic NSCLC whose tumours express PD-L1 (TPS  $\geq$  1%) as determined by a validated test and who have disease progression on or after platinum-containing chemotherapy. Patients with EGFR or ALK genomic tumour aberrations should have received an authorized therapy for these aberrations prior to receiving Keytruda.

Keytruda as monotherapy is indicated for the adjuvant treatment of adult patients with Stage IB (T2a  $\geq$  4 cm), II, or IIIA NSCLC who have undergone complete resection and platinum-based chemotherapy.

### **Hodgkin Lymphoma**

Keytruda as monotherapy is indicated for the treatment of adult and pediatric patients with refractory or relapsed classical Hodgkin Lymphoma (cHL) who have failed autologous stem cell transplant (ASCT), or who are not candidates for multi-agent salvage chemotherapy and ASCT. An improvement in overall survival has not yet been established.

### **Primary Mediastinal B-cell Lymphoma**

Keytruda as monotherapy is indicated for the treatment of adult and pediatric patients with refractory primary mediastinal B-cell lymphoma (PMBCL), or who have relapsed after 2 or more lines of therapy. An improvement in survival or disease-related symptoms has not been established.

### **Urothelial Carcinoma**

Keytruda is indicated for the treatment of adult patients with locally advanced or metastatic urothelial carcinoma as monotherapy who have disease progression during or following platinum-containing chemotherapy or within 12 months of completing neoadjuvant or adjuvant platinum-containing chemotherapy.

Keytruda is indicated for the treatment of adult patients with locally advanced unresectable or metastatic urothelial carcinoma, as monotherapy, who are not eligible for any platinum-containing chemotherapy. An improvement in survival or disease-related symptoms has not been established.

Keytruda is indicated for the treatment of adult patients with Bacillus Calmette-Guerin (BCG)-unresponsive, high-risk, non-muscle invasive bladder cancer (NMIBC) with carcinoma in-situ (CIS) with or without papillary tumours who are ineligible for or have elected not to undergo cystectomy.

- The indication is authorized based on tumour complete response rate and durability of response (See [14 CLINICAL TRIALS](#)).

### **Renal Cell Carcinoma**

Keytruda, in combination with axitinib, is indicated for the treatment of adult patients with advanced or metastatic renal cell carcinoma (RCC) with no prior systemic therapy for metastatic RCC (See [14 CLINICAL TRIALS](#)).

Keytruda, in combination with lenvatinib, is indicated for the treatment of adult patients with advanced (not amenable to curative surgery or radiation) or metastatic RCC with no prior systemic therapy for metastatic RCC (See [14 CLINICAL TRIALS](#)).

Keytruda, as monotherapy, is indicated for the adjuvant treatment of adult patients with RCC at intermediate-high or high risk of recurrence following nephrectomy, or following nephrectomy and resection of metastatic lesions.

### **Colorectal Cancer**

Keytruda is indicated, as monotherapy, for the first-line treatment of adult patients with metastatic MSI-H or dMMR colorectal cancer (CRC) as determined by a validated test.

### **Microsatellite Instability-High Cancer (MSI-H)**

Keytruda is indicated as monotherapy for the treatment of adult patients with unresectable or metastatic microsatellite instability-high (MSI-H) or mismatch repair deficient (dMMR) tumors, as determined by a validated test, for:

- colorectal cancer that has progressed following treatment with a fluoropyrimidine, oxaliplatin, and irinotecan; or
- endometrial cancer that has progressed following prior therapy and who have no satisfactory alternative treatment options.

### **Endometrial Carcinoma**

Keytruda, in combination with lenvatinib, is indicated for the treatment of adult patients with advanced endometrial carcinoma that is not microsatellite instability high (MSI-H) or mismatch repair deficient (dMMR), who have disease progression following prior platinum-based systemic therapy, and are not candidates for curative surgery or radiation.

### **Head and Neck Cancer**

Keytruda is indicated for the first-line treatment of metastatic or unresectable recurrent head and neck squamous cell carcinoma (HNSCC) as monotherapy, in adult patients whose tumours have PD-L1 expression (Combined Positive Score [CPS]  $\geq 1$ ) as determined by a validated test.

Keytruda is indicated for the first-line treatment of metastatic or unresectable recurrent head and neck squamous cell carcinoma (HNSCC) in combination with platinum and fluorouracil (FU) chemotherapy, in adult patients.

### **Gastric or Gastroesophageal Junction (GEJ) Adenocarcinoma**

Keytruda, in combination with trastuzumab, fluoropyrimidine- and platinum-containing chemotherapy, is indicated for the first-line treatment of adult patients with locally advanced unresectable or metastatic HER2-positive gastric or gastroesophageal junction (GEJ) adenocarcinoma, whose tumors express PD-L1 (Combined Positive Score [CPS]  $\geq 1$ ) as determined by a validated test.

Keytruda, in combination with fluoropyrimidine- and platinum-containing chemotherapy, is indicated for the first-line treatment of adult patients with locally advanced unresectable or metastatic HER2-negative gastric or gastroesophageal junction (GEJ) adenocarcinoma.

### **Esophageal Cancer**

Keytruda, in combination with platinum and fluoropyrimidine based chemotherapy, is indicated for the first-line treatment of adult patients with locally advanced unresectable or metastatic carcinoma of the esophagus.

### **Triple-Negative Breast Cancer**

Keytruda, in combination with chemotherapy, is indicated for the treatment of adult patients with locally recurrent unresectable or metastatic triple-negative breast cancer (TNBC), who have not received prior chemotherapy for metastatic disease and whose tumors express PD-L1 (Combined Positive Score [CPS]  $\geq 10$ ) as determined by a validated test.

Consult the description of the study for the chemotherapy (paclitaxel, nab-paclitaxel or gemcitabine/carboplatin) and dosing regimens used (See [14 CLINICAL TRIALS](#)).

Keytruda is indicated for the treatment of adult patients with high-risk early-stage triple-negative breast cancer (TNBC) in combination with chemotherapy as neoadjuvant treatment, and then continued as monotherapy as adjuvant treatment after surgery.

Consult the description of the study for the chemotherapy regimen (carboplatin and paclitaxel, followed by doxorubicin or epirubicin and cyclophosphamide) used (See [14 CLINICAL TRIALS](#)).

### **Cervical Cancer**

Keytruda, in combination with chemotherapy with or without bevacizumab, is indicated for the treatment of adult patients with persistent, recurrent, or metastatic cervical cancer whose tumours express PD-L1 (CPS  $\geq$  1) as determined by a validated test

### **Biliary Tract Carcinoma**

Keytruda, in combination with gemcitabine-based chemotherapy, is indicated for the treatment of adult patients with locally advanced unresectable or metastatic biliary tract carcinoma (BTC).

## **1.1 Pediatrics**

**Pediatrics:** Keytruda as monotherapy is indicated for the treatment of pediatric patients with:

- relapsed or refractory cHL who have failed ASCT, or who are not candidates for multi-agent salvage chemotherapy and ASCT (<18 years of age).
- refractory PMBCL, or pediatric PMBCL patients whose disease has relapsed after 2 or more prior lines of therapy (<18 years of age).
- melanoma, pediatric patients 12 years and older with Stage IIB, IIC or III melanoma who have undergone complete resection (See [4 DOSAGE AND ADMINISTRATION](#), [7 WARNINGS AND PRECAUTIONS](#) & [8 ADVERSE REACTIONS](#)).

The safety and efficacy of Keytruda has not been established for pediatric patients with conditions other than relapsed or refractory cHL, relapsed or refractory PMBCL, or melanoma (Stage IIB, IIC or III).

## **1.2 Geriatrics**

**Geriatrics ( $\geq$ 65 years of age):** No overall differences in safety or efficacy were reported between elderly patients (65 years and over) and younger patients (less than 65 years) for pembrolizumab monotherapy. No overall differences in efficacy were reported between elderly patients (65 years and over) and younger patients (less than 65 years) for pembrolizumab combination therapy. Limited safety and efficacy information is available for Keytruda in cHL  $\geq$  65 years of age (n=20) (See [7.1.4 WARNINGS AND PRECAUTIONS; Geriatrics](#)).

## **2 CONTRAINDICATIONS**

Keytruda is contraindicated in patients who have experienced a severe hypersensitivity reaction (See [7 WARNINGS AND PRECAUTIONS](#)) to this drug or to any ingredient in the formulation or component of the container closure system. For a complete listing of ingredients, See [6 DOSAGE FORMS, STRENGTHS, COMPOSITION AND PACKAGING](#).

## 4 DOSAGE AND ADMINISTRATION

### 4.1 Dosing Considerations

#### Patient Selection

*For treatment of Non-Small Cell Lung Carcinoma and Head and Neck Cancer as Monotherapy, and Gastric Cancer, Triple-Negative Breast Cancer, and Cervical Cancer*

Select patients for treatment with Keytruda based on the presence of positive PD-L1 expression as determined by an experienced laboratory using a validated test in:

- metastatic NSCLC or stage III disease where patients are not candidates for surgical resection or definitive chemoradiation, using the Tumour Proportion Score (TPS) (See [14 CLINICAL TRIALS, Non-Small Cell Lung Carcinoma](#)); or
- locally advanced unresectable or metastatic HER2-positive gastric or gastroesophageal junction (GEJ) adenocarcinoma, using the Combined Positive Score (CPS) (See [14 CLINICAL TRIALS, Gastric or Gastroesophageal junction \(GEJ\) Adenocarcinoma](#)); or
- metastatic or unresectable recurrent head and neck squamous cell carcinoma (HNSCC) (See [14 CLINICAL TRIALS, Head and Neck Cancer](#)); or
- locally recurrent unresectable or metastatic triple-negative breast cancer, using the Combined Positive Score (CPS). CPS is the number of PD-L1 staining cells (tumour cells, lymphocytes, macrophages) divided by the total number of viable tumour cells, multiplied by 100 (See [14 CLINICAL TRIALS, Triple Negative Breast Cancer](#)); or
- persistent, recurrent, or metastatic cervical cancer (See [14 CLINICAL TRIALS, Cervical Cancer](#)).

A test authorized by Health Canada which is equivalent to that used in clinical trials should be required (See [14 CLINICAL TRIALS](#)).

*For treatment of colorectal cancer or endometrial cancer that is MSI-H or dMMR and endometrial cancer that is not MSI-H or dMMR.*

Patients should be selected for treatment based on MSI-H or dMMR tumour status as determined by an accredited laboratory using validated testing methods (See [14 CLINICAL TRIALS](#)).

For patients with high-risk, early-stage TNBC treated with Keytruda in the neoadjuvant setting, blood cortisol measurement prior to surgery should be included.

### 4.2 Recommended Dose and Dosage Adjustment

#### **Recommended Dosage for Unresectable or Metastatic Melanoma**

Keytruda is administered as an intravenous infusion over 30 minutes.

The recommended dose of Keytruda in adults is either:

- 200 mg every 3 weeks or
- 400 mg every 6 weeks

until disease progression or unacceptable toxicity. It is expected that the patient will continue to experience a similar safety and efficacy profile on this new regimen as they have had on the previous one of 2 mg/kg every 3 weeks.

### **Recommended Dosage for Adjuvant Treatment of Melanoma**

Keytruda is administered as an intravenous infusion over 30 minutes.

The recommended dose of Keytruda:

- in adults is either:
  - 200 mg every 3 weeks or
  - 400 mg every 6 weeks

for up to one year or until disease recurrence or unacceptable toxicity or 17 doses for 200 mg or 9 doses for 400 mg, whichever is longer, in patients without disease recurrence.

- in pediatric patients 12 years and older with stage IIB, IIC and III melanoma is 2 mg/kg (up to a maximum of 200 mg) every 3 weeks.

for up to one year or until disease recurrence or, unacceptable toxicity, or for up to 17 doses, whichever is longer, in patients without disease recurrence.

### **Recommended Dosage for – Previously Untreated NSCLC as Monotherapy or in Combination with Chemotherapy**

Keytruda is administered as an intravenous infusion over 30 minutes.

The recommended dose of Keytruda in adults is either:

- 200 mg every 3 weeks or
- 400 mg every 6 weeks

until disease progression, unacceptable toxicity or up to 24 months or 35 doses for 200 mg or 18 doses for 400 mg, whichever is longer, in patients without disease progression.

When administering Keytruda as part of a combination with pemetrexed and platinum chemotherapy, Keytruda should be administered first. See also the Product Monographs for pemetrexed and the selected platinum chemotherapy.

### **Recommended Dosage for NSCLC – Previously Treated**

Keytruda is administered as an intravenous infusion over 30 minutes.

The recommended dose of Keytruda in adults is either:

- 200 mg every 3 weeks or
- 400 mg every 6 weeks

until disease progression or unacceptable toxicity. It is expected that the patient will continue to experience a similar safety and efficacy profile on this new regimen as they have had on the previous one of 2 mg/kg every 3 weeks.

### **Recommended Dosage for Adjuvant Treatment of NSCLC**

Keytruda is administered as an intravenous infusion over 30 minutes.

The recommended dose of Keytruda in adults is either:

- 200 mg every 3 weeks or
- 400 mg every 6 weeks

for up to one year or until disease recurrence or unacceptable toxicity.

### **Recommended Dosage for Hodgkin Lymphoma**

Keytruda is administered as an intravenous infusion over 30 minutes.

The recommended dose of Keytruda:

- in adults is either:
  - 200 mg every 3 weeks or
  - 400 mg every 6 weeks
- in pediatric patients is 2 mg/kg (up to a maximum of 200 mg) every 3 weeks.

until disease progression or unacceptable toxicity, or up to 24 months in patients without disease progression.

### **Recommended Dosage for PMBCL**

Keytruda is administered as an intravenous infusion over 30 minutes.

The recommended dose of Keytruda:

- in adult patients is either:
  - 200 mg every 3 weeks or
  - 400 mg every 6 weeks
- in pediatric patients is 2 mg/kg (up to a maximum of 200 mg) every 3 weeks.

### **Recommended Dosage for Urothelial Carcinoma – Previously Treated**

Keytruda is administered as an intravenous infusion over 30 minutes.

The recommended dose of Keytruda in adults is either:

- 200 mg every 3 weeks or
- 400 mg every 6 weeks

until disease progression or unacceptable toxicity, or up to 24 months or 35 doses for 200 mg or 18 doses for 400 mg, whichever is longer, in patients without disease progression.

### **Recommended Dosage for Urothelial Carcinoma – Not Eligible for Platinum-Containing Chemotherapy**

Keytruda is administered as an intravenous infusion over 30 minutes.

The recommended dose of Keytruda in adults is either:

- 200 mg every 3 weeks or
- 400 mg every 6 weeks

until disease progression or unacceptable toxicity, or up to 24 months or 35 doses for 200 mg or 18 doses for 400 mg, whichever is longer, in patients without disease progression.

### **Recommended Dosage for BCG-unresponsive, high-risk, non-muscle invasive bladder cancer (NMIBC)**

Keytruda is administered as an intravenous infusion over 30 minutes.

The recommended dose of Keytruda in adults is either:

- 200 mg every 3 weeks or
- 400 mg every 6 weeks

until disease progression, unacceptable toxicity or up to 24 months or 35 doses for 200 mg or 18 doses for 400 mg, whichever is longer, in patients without disease progression.

### **Recommended Dosage for MSI-H Colorectal Carcinoma – Previously Untreated for Metastatic Disease**

Keytruda is administered as an intravenous infusion over 30 minutes.

The recommended dose of Keytruda in adults is either:

- 200 mg every 3 weeks or
- 400 mg every 6 weeks

until disease progression, unacceptable toxicity, or up to 24 months or 35 doses for 200 mg or 18 doses for 400 mg, whichever is longer, in patients without disease progression.

### **Recommended Dosage for MSI-H colorectal or endometrial cancer patients – Previously Treated for Unresectable or Metastatic Disease**

Keytruda is administered as an intravenous infusion over 30 minutes.

The recommended dose of Keytruda in adults is either:

- 200 mg every 3 weeks or
- 400 mg every 6 weeks

until disease progression or unacceptable toxicity, or up to 24 months or 35 doses for 200 mg or 18 doses for 400 mg, whichever is longer, in patients without disease progression.

### **Recommended Dosage for Endometrial Carcinoma (not MSI-H or dMMR)**

For adult patients with endometrial carcinoma that is not MSI-H or dMMR, the recommended dosing is:

- Keytruda – administered as an intravenous infusion over 30 minutes.
  - 200 mg every 3 weeks or
  - 400 mg every 6 weeks

until unacceptable toxicity, disease progression, or for up to 24 months or 35 doses for 200 mg or 18 doses for 400 mg, whichever is longer, in combination with;

- Lenvatinib – 20 mg orally once daily until unacceptable toxicity or disease progression.

Refer to the lenvatinib Product Monograph for recommended lenvatinib dosing information.

### **Recommended Dosage for Advanced or Metastatic RCC with No Prior Systemic Therapy for Metastatic RCC – in Combination with axitinib**

For adult patients with RCC, the recommended dosing is:

- Keytruda – administered as an intravenous infusion over 30 minutes.
  - 200 mg every 3 weeks or
  - 400 mg every 6 weeks

until unacceptable toxicity, disease progression, or for up to 24 months or 35 doses for 200 mg or 18 doses for 400 mg, whichever is longer, in combination with;

- Axitinib – 5 mg axitinib orally twice daily until unacceptable toxicity or disease progression. As in KEYNOTE-426, when axitinib is used in combination with Keytruda, dose escalation may be considered for patients who tolerated the initial 5 mg axitinib dose at intervals of six weeks or longer (i.e., at least 2 treatment cycles).

Refer to the axitinib Product Monograph for recommended axitinib dose information.

**Recommended Dosage for Advanced or Metastatic RCC with No Prior Systemic Therapy for Metastatic RCC - in Combination with lenvatinib**

For adult patients with RCC, the recommended dosing is:

- Keytruda – administered as an intravenous infusion over 30 minutes.
  - 200 mg every 3 weeks or
  - 400 mg every 6 weeks

until unacceptable toxicity, disease progression, or for up to 24 months or 35 doses for 200 mg or 18 doses for 400 mg, whichever is longer, in combination with;

- Lenvatinib – 20 mg orally once daily until unacceptable toxicity or disease progression.

Refer to the lenvatinib Product Monograph for recommended lenvatinib dosing information.

**Recommended Dosage for Adjuvant Treatment of RCC**

Keytruda is administered as an intravenous infusion over 30 minutes.

The recommended dose of Keytruda in adults is either:

- 200 mg every 3 weeks or
- 400 mg every 6 weeks

until disease recurrence, unacceptable toxicity or up to 1 year (12 months) or 17 doses for 200 mg or 9 doses for 400 mg, whichever is longer, in patients without disease recurrence.

**Recommended Dosage for HNSCC – Previously Untreated as Monotherapy or in Combination with Chemotherapy**

Keytruda is administered as an intravenous infusion over 30 minutes.

The recommended dose of Keytruda in adults is either:

- 200 mg every 3 weeks or
- 400 mg every 6 weeks

until disease progression, unacceptable toxicity or up to 24 months or 35 doses for 200 mg or 18 doses for 400 mg, whichever is longer, in patients without disease progression.

When administering Keytruda in combination with chemotherapy, administer Keytruda prior to chemotherapy when given on the same day. Refer to the Product Monographs for the chemotherapy agents administered in combination with Keytruda for recommended dosing information, as appropriate.

**Recommended Dosage for locally advanced unresectable or metastatic HER2-positive Gastric or gastroesophageal junction (GEJ) adenocarcinoma in combination with trastuzumab, fluoropyrimidine- and platinum-containing Chemotherapy**

Keytruda is administered as an intravenous infusion over 30 minutes.

The recommended dose of Keytruda in adults is either:

- 200 mg every 3 weeks or
- 400 mg every 6 weeks

until disease progression, unacceptable toxicity or up to 24 months.

Administer Keytruda prior to trastuzumab and chemotherapy when given on the same day. Refer to the Product Monographs for the chemotherapy agents administered in combination with Keytruda for recommended dosing information, as appropriate. Refer to the trastuzumab Product Monograph for recommended trastuzumab dosing information.

**Recommended Dosage for locally advanced unresectable or metastatic HER2-negative gastric or GEJ adenocarcinoma – in Combination with fluoropyrimidine- and platinum-containing Chemotherapy**

Keytruda is administered as an intravenous infusion over 30 minutes.

The recommended dose of Keytruda in adults is either:

- 200 mg every 3 weeks or
- 400 mg every 6 weeks

until unacceptable toxicity, disease progression or up to 24 months or 35 doses for 200 mg or 18 doses for 400 mg, whichever is longer.

Administer Keytruda prior to chemotherapy when given on the same day. Refer to the Product Monographs for the chemotherapy agents administered in combination with Keytruda for recommended dosing information, as appropriate.

**Recommended Dosage for Esophageal Cancer – in Combination with platinum and fluoropyrimidine based Chemotherapy**

Keytruda is administered as an intravenous infusion over 30 minutes.

The recommended dose of Keytruda in adults is either:

- 200 mg every 3 weeks or
- 400 mg every 6 weeks

until unacceptable toxicity, disease progression or up to 24 months.

Administer Keytruda prior to chemotherapy when given on the same day. Refer to the Product Monographs for the chemotherapy agents administered in combination with Keytruda for recommended dosing information, as appropriate.

**Recommended Dosage for locally recurrent unresectable or metastatic Triple-Negative Breast Cancer (TNBC) in Combination with Chemotherapy**

Keytruda is administered as an intravenous infusion over 30 minutes.

The recommended dose of Keytruda in adults is either:

- 200 mg every 3 weeks or
- 400 mg every 6 weeks

until disease progression, unacceptable toxicity or up to 24 months or 35 doses for 200 mg or 18 doses for 400 mg, whichever is longer, in patients without disease progression.

When administering Keytruda in combination with chemotherapy, administer Keytruda prior to chemotherapy when given on the same day. Refer to the Product Monographs for the

chemotherapy agents administered in combination with Keytruda for recommended dosing information, as appropriate.

**Recommended Dosage for TNBC – high-risk early-stage in Combination with Chemotherapy as neoadjuvant treatment, then as Monotherapy as adjuvant treatment after surgery**

Keytruda is administered as an intravenous infusion over 30 minutes.

The recommended dose of Keytruda in adults is either:

- 200 mg every 3 weeks or
- 400 mg every 6 weeks

For the neoadjuvant and adjuvant treatment of early-stage TNBC, patients should be treated with neoadjuvant Keytruda in combination with chemotherapy for 8 doses of 200 mg every 3 weeks or 4 doses of 400 mg every 6 weeks or until disease progression that precludes definitive surgery or unacceptable toxicity, followed by adjuvant treatment with Keytruda as monotherapy for 9 doses of 200 mg every 3 weeks or 5 doses of 400 mg every 6 weeks or until disease recurrence or unacceptable toxicity. Patients who experience disease progression that precludes definitive surgery or unacceptable toxicity related to Keytruda as neoadjuvant treatment in combination with chemotherapy should not receive Keytruda monotherapy as adjuvant treatment.

When administering Keytruda in combination with chemotherapy, administer Keytruda prior to chemotherapy when given on the same day. Consult the description of the study for the chemotherapy regimen used (containing carboplatin and paclitaxel, followed by doxorubicin or epirubicin and cyclophosphamide; See [14 CLINICAL TRIALS](#)). Refer to the Product Monographs for the chemotherapy agents administered in combination with Keytruda for recommended dosing information, as appropriate.

**Recommended Dosage for Cervical Cancer (persistent, recurrent or metastatic)**

Keytruda is administered as an intravenous infusion over 30 minutes.

The recommended dose of Keytruda in adults is either:

- 200 mg every 3 weeks or
- 400 mg every 6 weeks

until disease progression, unacceptable toxicity or up to 24 months or 35 doses for 200 mg or 18 doses for 400 mg, whichever is longer, in patients without disease progression.

Administer Keytruda prior to chemotherapy with or without bevacizumab when given on the same day (See [14 CLINICAL TRIALS](#)). Refer to the Product Monographs for the chemotherapy or other agents administered in combination with Keytruda for further information, as appropriate.

**Recommended Dosage for Biliary Tract Carcinoma**

Keytruda is administered as an intravenous infusion over 30 minutes.

The recommended dose of Keytruda in adults is either:

- 200 mg every 3 weeks or
- 400 mg every 6 weeks

until disease progression, unacceptable toxicity or up to 24 months or 35 doses for 200 mg or 18 doses for 400 mg, whichever is longer, in patients without disease progression.

Administer Keytruda prior to chemotherapy when given on the same day. Refer to the Product Monographs for the chemotherapy agents administered in combination with Keytruda for recommended dosing information, as appropriate.

**For all indications:**

Atypical responses (i.e., an initial transient increase in tumour size or small new lesions within the first few months followed by tumour shrinkage) have been observed. Clinically stable patients with initial evidence of disease progression may remain on treatment until disease progression is confirmed.

**Recommended Treatment Modifications**

No dose reductions of Keytruda are recommended. Withhold or discontinue Keytruda to manage adverse reactions as described in Table 1.

**Table 1: Recommended Treatment Modifications for Keytruda.**

<b>Immune-related adverse reactions</b>	<b>Severity</b>	<b>Treatment modification</b>
Pneumonitis	Moderate (Grade 2)	Withhold until adverse reactions recover to Grade 0-1*
	Severe or life-threatening (Grade 3 or 4), or recurrent moderate (Grade 2)	Permanently discontinue
Colitis	Moderate or severe (Grade 2 or 3)	Withhold until adverse reactions recover to Grade 0-1*
	Life-threatening (Grade 4) or recurrent severe (Grade 3)	Permanently discontinue
Nephritis	Moderate (Grade 2) with creatinine > 1.5 to ≤ 3 times upper limit of normal (ULN)	Withhold until adverse reactions recover to Grade 0-1*
	Severe or life-threatening (Grade 3 or 4) (Grade ≥ 3 with creatinine > 3 times ULN)	Permanently discontinue
Endocrinopathies	Severe or life-threatening (Grade 3 or 4) symptomatic hypophysitis Type 1 diabetes associated with Grade > 3 hyperglycemia (glucose > 250 mg/dL or > 13.9 mmol/L) or associated with ketoacidosis Hyperthyroidism Grade ≥ 3	Withhold until adverse reactions recover to Grade 0-1* For patients with severe (Grade 3) or life-threatening (Grade 4) endocrinopathy that improved to Grade 2 or lower and is controlled with hormone replacement, if indicated, continuation of Keytruda may be considered after corticosteroid taper, if needed. Otherwise treatment should be discontinued. Hypothyroidism may be managed with replacement therapy without treatment interruption.

Immune-related adverse reactions	Severity	Treatment modification
Hepatitis  For liver enzyme elevations in RCC patients treated with combination therapy with axitinib, see dosing guidelines following this table.	Moderate (Grade 2) with aspartate aminotransferase (AST) or alanine aminotransferase (ALT) > 3 to 5 times upper limit of normal (ULN) or total bilirubin > 1.5 to 3 times ULN	Withhold until adverse reactions recover to Grade 0-1*
	Grade ≥ 3 with AST or ALT > 5 times ULN or total bilirubin > 3 times ULN	Permanently discontinue
	For patients with liver metastasis who begin treatment with moderate (Grade 2) elevation of AST or ALT, if AST or ALT increases ≥ 50% relative to baseline and lasts ≥ 1 week	Permanently discontinue
Skin reactions or Stevens-Johnson syndrome (SJS) or toxic epidermal necrolysis (TEN)	Severe skin reactions (Grade 3) or suspected SJS or TEN	Withhold until adverse reactions recover to Grade 0-1*
	Severe skin reactions (Grade 4) or confirmed SJS or TEN	Permanently discontinue
Other immune-related adverse reactions	Based on severity and type of reaction (Grade 2 or Grade 3)	Withhold until adverse reactions recover to Grade 0-1*
	Severe or life-threatening (Grade 3 or 4) myocarditis, encephalitis, or Guillain-Barré syndrome	Permanently discontinue
	Life-threatening (Grade 4) or recurrent severe (Grade 3)	Permanently discontinue
Infusion-related reactions	Severe or life-threatening (Grade 3 or 4)	Permanently discontinue
<p>Note: toxicity grades are in accordance with National Cancer Institute Common Terminology Criteria for Adverse Events Version 4.0 (NCI-CTCAE v.4).</p> <p>*If corticosteroid dosing cannot be reduced to ≤ 10 mg prednisone or equivalent per day within 12 weeks or a treatment-related toxicity does not resolve to Grade 0-1 within 12 weeks after last dose of Keytruda, then Keytruda should be permanently discontinued.</p>		

In patients with cHL or PMBCL with Grade 4 hematological toxicity, Keytruda should be withheld until adverse reactions recover to Grade 0-1.

In patients with RCC being treated with Keytruda in combination with axitinib:

- If ALT or AST ≥ 3 times ULN but < 10 times ULN without concurrent total bilirubin ≥ 2 times ULN, withhold both Keytruda and axitinib until these adverse reactions recover to Grades 0-1. Consider corticosteroid therapy. Consider rechallenge with a single drug or sequential rechallenge with both drugs after recovery. If rechallenging with axitinib, consider dose reduction as per the axitinib Product Monograph.
- If ALT or AST ≥ 10 times ULN or > 3 times ULN with concurrent total bilirubin ≥ 2 times ULN, permanently discontinue both Keytruda and axitinib and consider corticosteroid therapy.

**Renal Impairment:** No dose adjustment is needed for patients with mild (eGFR < 90 and ≥ 60 mL/min/1.73 m<sup>2</sup>) or moderate (eGFR < 60 and ≥ 30 mL/min/1.73 m<sup>2</sup>) renal impairment. Keytruda has not been studied in patients with severe (eGFR < 30 and ≥ 15 mL/min/1.73 m<sup>2</sup>) renal impairment.

**Hepatic Impairment:** No dose adjustment is needed for patients with mild hepatic impairment. Keytruda has not been studied in patients with moderate or severe hepatic impairment.

**Eastern Cooperative Oncology Group (ECOG) performance status score ≥ 2:** Patients with ECOG performance status score ≥ 2 were excluded from the clinical trials (See [14 CLINICAL TRIALS](#)).

**Recommended Dose Modification for Lenvatinib used in combination with Keytruda:**

See manufacturer's Product Monograph for the coadministered product, lenvatinib for toxicity management, dose adjustment guidelines for special populations, and contraindications. When administering Keytruda in combination with lenvatinib, interrupt one or both drugs, dose reduce, or discontinue lenvatinib as appropriate (see Table 1). No dose reductions are recommended for Keytruda. Withhold, dose reduce, or discontinue lenvatinib in accordance with the instructions in the lenvatinib Product Monograph.

**Recommended Dose Modification for Axitinib used in combination with Keytruda:**

See manufacturer's Product Monograph for the coadministered product, axitinib for toxicity management, dose adjustment guidelines for special populations, and contraindications. When administering Keytruda in combination with axitinib for the treatment of RCC, interrupt one or both as appropriate (see Table 1). No dose reductions are recommended for Keytruda. Withhold, dose reduce, or discontinue axitinib in accordance with the instructions in the axitinib Product Monograph.

**Recommended Dose Modification for Chemotherapies used in combination with Keytruda for TNBC:**

See manufacturer's Product Monograph for the co-administered chemotherapy (ies) for toxicity management, dose adjustment guidelines for special populations, and contraindications. When administering Keytruda in combination with chemotherapy for the treatment of TNBC, interrupt one or both as appropriate. No dose reductions are recommended for Keytruda. Withhold, dose reduce, or discontinue chemotherapies in accordance with the instructions in the respective Product Monograph(s).

### **4.3 Reconstitution**

#### **Preparation for Intravenous Infusion**

- Protect from light. Do not freeze. Do not shake.
- Equilibrate the vial of Keytruda to room temperature.
- Prior to dilution, the vial of liquid can be out of refrigeration (temperatures at or below 25°C) for up to 24 hours.
- Parenteral drug products should be inspected visually for particulate matter and discoloration prior to administration. Keytruda is a clear to slightly opalescent, colourless to slightly yellow solution. Discard the vial if visible particles are observed. Dilute Keytruda solution prior to intravenous administration.
- Withdraw the required volume up to 4 mL (100 mg) from the vial(s) of Keytruda and transfer into an intravenous bag containing 0.9% sodium chloride or 5% glucose (dextrose) to prepare a diluted solution with a final concentration ranging from 1 to 10 mg/mL. Mix diluted solution by gentle inversion (See [11 STORAGE, STABILITY AND DISPOSAL](#)).

### Storage of Diluted Solution

- Do not freeze the infusion solution.
- The product does not contain preservative. The diluted product should be used immediately. If not used immediately, diluted solution of Keytruda may be stored at room temperature for a cumulative time of up to 6 hours. Diluted solution of Keytruda may also be stored under refrigeration at 2°C to 8°C; however, the total time from dilution of Keytruda to completion of infusion should not exceed 96 hours. If refrigerated, allow the vials and/or IV bags to come to room temperature prior to use.

### 4.4 Administration

- Translucent to white proteinaceous particles may be seen in the diluted solution.
- Administer infusion solution intravenously over 30 minutes using a sterile, non-pyrogenic, low-protein binding 0.2 to 5 µm in-line or add-on filter.
- Do not co-administer other drugs through the same infusion line.
- Discard any unused portion left in the vial.

### 4.5 Missed Dose

If a planned dose of Keytruda is missed, it should be administered as soon as possible. The schedule of administration should be adjusted to maintain the prescribed dosing interval.

## 5 OVERDOSAGE

There is no information on overdosage with Keytruda. The maximum tolerated dose of Keytruda has not been determined. In clinical trials, patients received up to 10 mg/kg with a similar safety profile to that seen in patients receiving 2 mg/kg.

In case of overdose, patients must be closely monitored for signs or symptoms of adverse reactions, and appropriate symptomatic treatment instituted.

For management of a suspected drug overdose, contact your regional poison control centre.

## 6 DOSAGE FORMS, STRENGTHS, COMPOSITION AND PACKAGING

*To help ensure the traceability of biologic products, health professionals should recognise the importance of recording both the brand name and the non-proprietary (active ingredient) name as well as other product-specific identifiers such as the Drug Identification Number (DIN) and the batch/lot number of the product supplied.*

**Table 2: Dosage Forms, Strengths, Composition and Packaging.**

Route of Administration	Dosage Form/Strength/Composition	Non-medicinal Ingredients
Intravenous infusion	Solution for infusion 100 mg/4 mL vial	L-histidine, L-histidine monohydrochloride monohydrate, polysorbate 80, sterile water for injection and sucrose.

## Description

Keytruda is supplied as

- Solution for Infusion: 100 mg/4 mL (25 mg/mL) solution in a single-use vial, clear to slightly opalescent, colorless to slightly yellow solution.  
Each vial of 4 mL contains 100 mg of pembrolizumab with a controlled excess fill of 0.25 mL (total content per vial 4.25 mL).

## 7 WARNINGS AND PRECAUTIONS

### General

Keytruda (pembrolizumab) should be administered under the supervision of physicians experienced in the treatment of cancer.

When Keytruda is to be administered in combination with lenvatinib, refer to the Product Monograph for lenvatinib prior to the initiation of treatment.

The data described in the WARNINGS AND PRECAUTIONS section reflect exposure to Keytruda as monotherapy in 2799 patients in three randomized, open-label, active-controlled clinical trials (KEYNOTE-002, KEYNOTE-006, and KEYNOTE-010), which enrolled 912 patients with melanoma and 682 patients with NSCLC, and one single-arm trial (KEYNOTE-001) which enrolled 655 patients with melanoma and 550 patients with NSCLC (See [14 CLINICAL TRIALS](#)). This is termed the Reference Safety Data set and will be referred to as the data set against which safety data from other indicated populations were compared.

### Driving and Operating Machinery

Exercise caution when driving or operating a vehicle or potentially dangerous machinery.

### Hepatic/Biliary/Pancreatic

#### Hepatic Impairment

No dose adjustment is needed for patients with mild hepatic impairment. Keytruda has not been studied in patients with moderate or severe hepatic impairment (See [4 DOSAGE AND ADMINISTRATION](#)).

### Immune

Immune-mediated adverse reactions, including severe and fatal cases, have occurred in patients receiving Keytruda. In clinical trials, most immune-mediated adverse reactions were reversible and managed with interruptions of Keytruda, administration of corticosteroids and/or supportive care. Immune-mediated adverse reactions have also occurred after the last dose of Keytruda. Immune-mediated adverse reactions affecting more than one body system can occur simultaneously.

For suspected immune-mediated adverse reactions, ensure adequate evaluation to confirm etiology or exclude other causes. Based on the severity of the adverse reaction, withhold Keytruda and consider administration of corticosteroids. Upon improvement to Grade 1 or less, initiate corticosteroid taper and continue to taper over at least 1 month. Based on limited data from clinical studies in patients whose immune-mediated adverse reactions could not be controlled with corticosteroid use, administration of other systemic immunosuppressants can be considered. Keytruda may be restarted

within 12 weeks after last dose of Keytruda if the adverse reaction remains at Grade  $\leq$  1 and corticosteroid dose has been reduced to  $\leq$  10 mg prednisone or equivalent per day. Keytruda must be permanently discontinued for any Grade 3 immune-mediated adverse reaction that recurs and for any Grade 4 immune-mediated adverse reaction toxicity, except for endocrinopathies that are controlled with replacement hormones (See [4 DOSAGE AND ADMINISTRATION](#) and [8 ADVERSE REACTIONS](#)).

#### Immune-mediated pneumonitis

Keytruda can cause immune-mediated pneumonitis, including fatal cases. Monitor patients for signs and symptoms of pneumonitis. Evaluate patients with suspected pneumonitis with radiographic imaging and administer corticosteroids (initial dose of 1 to 2 mg/kg/day prednisone or equivalent followed by a taper) for Grade 2 or greater pneumonitis. Withhold Keytruda for moderate (Grade 2) pneumonitis, and permanently discontinue Keytruda for severe (Grade 3) life-threatening (Grade 4) or recurrent moderate (Grade 2) pneumonitis (See [4 DOSAGE AND ADMINISTRATION](#) and [8 ADVERSE REACTIONS](#)).

#### Immune-mediated colitis

Keytruda can cause immune-mediated colitis. Monitor patients for signs and symptoms of colitis. Administer corticosteroids (initial dose of 1 to 2 mg/kg/day prednisone or equivalent followed by a taper) for Grade 2 or greater colitis. Withhold Keytruda for moderate (Grade 2) or severe (Grade 3) colitis, and permanently discontinue Keytruda for life-threatening (Grade 4) colitis (See [4 DOSAGE AND ADMINISTRATION](#) and [8 ADVERSE REACTIONS](#)).

#### Immune-mediated hepatitis

Keytruda can cause immune-mediated hepatitis. Monitor patients for changes in liver function. Administer corticosteroids (initial dose of 0.5 to 1 mg/kg/day [for Grade 2 hepatitis] and 1 to 2 mg/kg/day [for Grade 3 or greater hepatitis] prednisone or equivalent followed by a taper) and, based on severity of liver enzyme elevations, withhold or discontinue Keytruda (See [4 DOSAGE AND ADMINISTRATION](#) and [8 ADVERSE REACTIONS](#)).

#### Immune-mediated nephritis and renal dysfunction

Keytruda can cause immune-mediated nephritis. Monitor patients for changes in renal function. Administer corticosteroids (initial dose of 1 to 2 mg/kg/day prednisone or equivalent followed by a taper) for Grade 2 or greater nephritis. Withhold Keytruda for moderate (Grade 2), and permanently discontinue Keytruda for severe (Grade 3) or life-threatening (Grade 4) nephritis (See [4 DOSAGE AND ADMINISTRATION](#) and [8 ADVERSE REACTIONS](#)).

#### Immune mediated endocrinopathies

Severe endocrinopathies, including adrenal insufficiency (primary and secondary), hypophysitis, type 1 diabetes mellitus, diabetic ketoacidosis, hypothyroidism, and hyperthyroidism have been observed with Keytruda treatment.

Long-term hormone replacement therapy may be necessary in cases of immune-related endocrinopathies.

### *Adrenal insufficiency*

Keytruda can cause adrenal insufficiency (primary and secondary). Monitor for signs and symptoms of adrenal insufficiency. Administer corticosteroids and hormone replacement as clinically indicated. Withhold Keytruda for moderate (Grade 2) adrenal insufficiency and withhold or discontinue Keytruda for severe (Grade 3) or life-threatening (Grade 4) adrenal insufficiency (See [4 DOSAGE AND ADMINISTRATION](#) and [8 ADVERSE REACTIONS](#)).

### *Hypophysitis*

Keytruda can cause hypophysitis. Monitor patients for signs and symptoms of hypophysitis (including hypopituitarism). Administer corticosteroids and hormone replacement as clinically indicated. Withhold Keytruda for moderate (Grade 2) hypophysitis and withhold or discontinue Keytruda for severe (Grade 3) or life-threatening (Grade 4) hypophysitis (See [4 DOSAGE AND ADMINISTRATION](#) and [8 ADVERSE REACTIONS](#)).

### *Type 1 diabetes mellitus*

Keytruda can cause type 1 diabetes mellitus, including diabetic ketoacidosis, which have been reported in 6 (0.2%) of 2799 patients receiving Keytruda. Monitor patients for hyperglycemia or other signs and symptoms of diabetes. Administer insulin for type 1 diabetes and withhold Keytruda in cases of severe hyperglycemia until metabolic control is achieved.

### *Thyroid disorders*

Keytruda can cause thyroid disorders, including hyperthyroidism, hypothyroidism, and thyroiditis, which can occur at any time during treatment; therefore, monitor patients for changes in thyroid function (at the start of treatment, periodically during treatment and as indicated based on clinical evaluation) and clinical signs and symptoms of thyroid disorders (See [8 ADVERSE REACTIONS](#)). Hypothyroidism may be managed with replacement therapy without treatment interruption and without corticosteroids. Hyperthyroidism may be managed symptomatically. Withhold or discontinue Keytruda for severe (Grade 3) or life-threatening (Grade 4) hyperthyroidism (See [4 DOSAGE AND ADMINISTRATION](#) and [Other immune-mediated adverse reactions](#) below).

### Severe skin reactions

Keytruda can cause immune-mediated severe skin reactions. Monitor patients for suspected severe skin reactions and exclude other causes. Based on the severity of the adverse reaction, withhold or permanently discontinue Keytruda and administer corticosteroids (See [4 DOSAGE AND ADMINISTRATION](#)).

Cases of Stevens-Johnson syndrome (SJS) and toxic epidermal necrolysis (TEN), some with fatal outcomes, have been reported in patients treated with Keytruda. For signs or symptoms of SJS or TEN, withhold Keytruda and refer the patient for specialized care for assessment and treatment. If SJS or TEN is confirmed, permanently discontinue Keytruda (See [4 DOSAGE AND ADMINISTRATION](#)).

### Other immune-mediated adverse reactions

Keytruda can cause other clinically important immune-mediated adverse reactions including severe and fatal cases.

Based on the severity of the adverse reaction, Keytruda should be withheld and corticosteroids administered.

The following additional clinically significant, immune-mediated adverse reactions were reported in less than 1% (unless otherwise indicated) of the 2799 patients treated with Keytruda in the Reference Safety Data set: uveitis; arthritis (1.5%); myositis; encephalitis; sarcoidosis; myasthenic syndrome/myasthenia gravis (including exacerbation); vasculitis; Guillain-Barré syndrome; hemolytic anemia; pancreatitis; myelitis; hypoparathyroidism and gastritis.

The following was reported in other clinical studies with Keytruda or in post-marketing use: myocarditis; sclerosing cholangitis; and aplastic anemia.

Solid organ transplant rejection has been reported in the post-marketing setting in patients treated with Keytruda. Treatment with Keytruda may increase the risk of rejection in solid organ transplant recipients. Consider the benefit of treatment with Keytruda versus the risk of possible organ rejection in these patients.

#### Elevated liver enzymes when Keytruda is given in combination with axitinib for RCC

When Keytruda is given with axitinib, higher than expected frequencies of Grades 3 and 4 ALT and AST elevations have been reported in patients with advanced RCC (See [8 ADVERSE REACTIONS](#)). Monitor liver enzymes before initiation of and periodically throughout treatment. Consider more frequent monitoring of liver enzymes as compared to when the drugs are used in monotherapy. Follow medical management guidelines for both drugs. (See [4 DOSAGE AND ADMINISTRATION](#) and the Product Monograph for axitinib).

#### Increased mortality in patients with multiple myeloma when Keytruda is added to a thalidomide analogue and dexamethasone

In two randomized clinical trials in patients with multiple myeloma, the addition of Keytruda to a thalidomide analogue plus dexamethasone, a use for which no PD-1 or PD-L1 blocking antibody is indicated, resulted in increased mortality. Treatment of patients with multiple myeloma with a PD-1 or PD-L1 blocking antibody in combination with a thalidomide analogue plus dexamethasone is not recommended outside of controlled clinical trials.

#### Complications of allogeneic Hematopoietic Stem Cell Transplant (HSCT)

##### *Allogeneic HSCT after treatment with Keytruda:*

Cases of graft-versus-host-disease (GVHD) and hepatic veno-occlusive disease (VOD) have been observed in patients with classical Hodgkin lymphoma undergoing allogeneic HSCT after previous exposure to Keytruda. Until further data become available, careful consideration to the potential benefits of HSCT and the possible increased risk of transplant-related complications should be made case by case (See [8 ADVERSE REACTIONS](#)).

##### *Allogeneic HSCT prior to treatment with Keytruda:*

In patients with a history of allogeneic HSCT, acute GVHD, including fatal GVHD, has been reported after treatment with Keytruda. Patients who experienced GVHD after their transplant procedure may be at an increased risk for GVHD after treatment with Keytruda. Consider the benefit of treatment with Keytruda versus the risk of possible GVHD in patients with a history of allogeneic HSCT.

### Infusion-related reactions

Keytruda can cause severe ( $\geq$ Grade 3) infusion-related reactions, including hypersensitivity and anaphylaxis, which have been reported in 6 (0.2%) of 2799 patients receiving Keytruda in the Reference Safety Data set. For severe or life-threatening infusion reactions, stop infusion and permanently discontinue Keytruda (See [4 DOSAGE AND ADMINISTRATION](#)). Patients with mild or moderate infusion reaction may continue to receive Keytruda with close monitoring; premedication with antipyretic and antihistamine may be considered.

### **Monitoring and Laboratory Tests**

Liver function tests (hepatic transaminase and bilirubin levels), thyroid function tests and serum electrolytes should be monitored at the start of treatment, periodically during treatment and as indicated based on clinical evaluation. Patients should be closely monitored during treatment for signs and symptoms of immune-mediated adverse reactions, including but not limited to: dyspnea; hypoxia; increased frequency of bowel movements; diarrhea; elevated transaminase and bilirubin levels; elevated creatinine levels; rash; pruritus; headache; fatigue; hypotension; mental status changes; visual disturbances; muscle pain or weakness; paresthesias (See [4 DOSAGE AND ADMINISTRATION](#) and [7 WARNINGS AND PRECAUTIONS](#)).

### **Renal**

#### Renal Impairment

No dose adjustment is needed for patients with mild (estimated Glomerular Filtration Rate (eGFR)  $<90$  and  $\geq 60$  mL/min/1.73 m<sup>2</sup>) or moderate (eGFR  $< 60$  and  $\geq 30$  mL/min/1.73 m<sup>2</sup>) renal impairment. Keytruda has not been studied in patients with severe (eGFR  $< 30$  and  $\geq 15$  mL/min/1.73 m<sup>2</sup>) renal impairment (See [4 DOSAGE AND ADMINISTRATION](#)).

### **Reproductive Health: Female and Male Potential**

#### Teratogenic Risk

Keytruda can cause fetal harm. Pregnant women or women with childbearing potential should be advised of the potential risk to the fetus (See [7.1 Special Populations, Pregnant Women](#)).

## **7.1 Special Populations**

### **7.1.1 Pregnant Women**

There are no data on the use of pembrolizumab in pregnant women. Animal reproduction studies have not been conducted with pembrolizumab; however, blockade of PD-L1 signaling has been shown in murine models of pregnancy to disrupt tolerance to the fetus and to result in an increase in fetal loss (See [16 NON-CLINICAL TOXICOLOGY](#)). These results indicate a potential risk, based on its mechanism of action, that administration of Keytruda during pregnancy could cause fetal harm, including increased rates of abortion or stillbirth. Human IgG4 (immunoglobulin) is known to cross the placental barrier and pembrolizumab is an IgG4; therefore, pembrolizumab has the potential to be transmitted from the mother to the developing fetus. Keytruda is not recommended during pregnancy unless the clinical benefit outweighs the potential risk to the fetus.

**Women of Childbearing Potential:** For women of childbearing potential, pregnancy status should be established prior to initiating Keytruda. Women should be advised to use highly effective contraception and take active measures to avoid pregnancy while undergoing Keytruda treatment and for at least 4 months after the last dose (See [16 NON-CLINICAL TOXICOLOGY](#)).

### 7.1.2 Breast-feeding

**Nursing Women:** It is unknown whether Keytruda is secreted in human milk. Because many drugs are secreted in human milk, a decision should be made whether to discontinue breast-feeding or to discontinue Keytruda, taking into account the benefit of breast feeding for the child and the benefit of Keytruda therapy for the woman. Because of the potential for serious adverse reactions in breastfed infants from Keytruda, advise women not to breastfeed during treatment and for at least 4 months after the last dose.

### 7.1.3 Pediatrics

**Pediatrics (< 18 years of age):** There is limited experience with Keytruda in pediatric patients compared with in adult patients. The mechanism of action of pembrolizumab in pediatric patients is expected to be similar to that in adult patients. Therefore, adverse reactions of Keytruda reported in adult patients can occur in pediatric patients. In a single trial Phase I/II that enrolled pediatric patients with advanced tumours, immune-mediated adverse reactions were observed. The observed immune-mediated adverse reactions included thyroid disorders (hypothyroidism, hyperthyroidism, and thyroiditis), pneumonitis, colitis, adrenal insufficiency, myelitis, and severe skin reactions. Infusion reactions were also observed (See [8 ADVERSE REACTIONS](#)). The developmental effect of Keytruda on pediatric patients has not been established. Monitor pediatric patients for signs and symptoms of immune-mediated adverse reactions and/or infusion reactions and manage as is described throughout the [7 WARNINGS AND PRECAUTIONS](#) and [4 DOSAGE AND ADMINISTRATION](#) sections.

Efficacy for pediatric patients with cHL, PMBCL, and Stage IIB, IIC or III melanoma (aged 12 years and older) is extrapolated from the results in the respective adult populations (See [14 CLINICAL TRIALS](#)).

### 7.1.4 Geriatrics

No overall differences in safety or efficacy were reported between elderly patients (65 years and over) and younger patients (less than 65 years) for pembrolizumab monotherapy. No overall differences in efficacy were reported between elderly patients (65 years and over) and younger patients (less than 65 years) for pembrolizumab combination therapy. No dose adjustment is necessary in this population. Limited safety and efficacy information is available for Keytruda in cHL patients  $\geq$  65 years of age (n=46).

In patients with RCC receiving Keytruda in combination with lenvatinib, the adverse event incidences in patients  $\geq$ 65 years of age compared to patients <65 years of age are presented in [8.2 Clinical Trial Adverse Reactions](#).

In patients with HER2-negative gastric/GEJ cancer receiving Keytruda in combination with chemotherapy, the adverse event incidences in patients  $\geq$ 65 years of age compared to patients <65 years of age are presented in [8.2 Clinical Trial Adverse Reactions](#).

## 8 ADVERSE REACTIONS

### 8.1 Adverse Reaction Overview

The safety and efficacy of Keytruda was investigated in 2799 patients treated with Keytruda in the Reference Safety Data set for the treatment of unresectable or metastatic melanoma or metastatic NSCLC. Overall, 1567 patients with melanoma (699 previously treated with ipilimumab and 868 naïve to ipilimumab) and 1232 patients with NSCLC were treated. Safety is described for the pooled population of the 2799 patients that composed the Reference Safety Data set (studied across three doses; 2 mg/kg every 3 weeks and 10 mg/kg every 2 or 3 weeks). The median treatment duration was 4.2 months (range 1 day to 30.4 months) including 1153 patients treated for greater than or equal to six months and 600 patients treated for greater than or equal to one year.

Keytruda was discontinued for treatment-related adverse reactions in 5% of melanoma and NSCLC patients.

Treatment-related serious adverse events (SAEs) reported up to 90 days after the last dose occurred in 10% of patients receiving Keytruda (See [7 WARNINGS AND PRECAUTIONS](#)). Of these treatment-related SAEs, those occurring in more than ten patients (out of 2799) were: pneumonitis (n=44); colitis (n=25); diarrhea (n=17); and pyrexia (n=10).

### 8.2 Clinical Trial Adverse Reactions

Clinical trials are conducted under very specific conditions. The adverse reaction rates observed in the clinical trials; therefore, may not reflect the rates observed in practice and should not be compared to the rates in the clinical trials of another drug. Adverse reaction information from clinical trials may be useful in identifying and approximating rates of adverse drug reactions in real-world use.

#### Immune-mediated adverse reactions

Immune-mediated adverse reactions are presented based on the 2799 patients treated with Keytruda in the Reference Safety Data set.

Table 3 presents the incidence of immune-mediated adverse reactions by Grade that occurred in patients receiving Keytruda.

**Table 3: Immune-Mediated Adverse Reactions.**

Adverse Reaction	Keytruda 2 mg/kg every 3 weeks or 10 mg/kg every 2 or 3 weeks n=2799				
	All Grades (%)	Grade 2 (%)	Grade 3 (%)	Grade 4 (%)	Grade 5 (%)
Hypothyroidism	8.5	6.2	0.1	0	0
Hyperthyroidism	3.4	0.8	0.1	0	0
Pneumonitis	3.4	1.3	0.9	0.3	0.1
Colitis	1.7	0.4	1.1	<0.1	0
Adrenal Insufficiency	0.8	0.3	0.3	<0.1	0
Hepatitis	0.7	0.1	0.4	<0.1	0
Hypophysitis	0.6	0.2	0.3	<0.1	0
Nephritis	0.3	0.1	0.1	<0.1	0

Adverse Reaction	Keytruda 2 mg/kg every 3 weeks or 10 mg/kg every 2 or 3 weeks n=2799				
	All Grades (%)	Grade 2 (%)	Grade 3 (%)	Grade 4 (%)	Grade 5 (%)
Type 1 Diabetes Mellitus	0.2	<0.1	0.1	0.1	0

In patients with cHL (n=389) treated with Keytruda as monotherapy, the incidence of hypothyroidism was 17% (all of which were Grade 1 or 2). In patients with completely resected stage III melanoma, the incidence of hypothyroidism was 14.7% (all Grades) with 0% Grade 3 and hyperthyroidism was 10.4% (all Grades) with 0.2% Grade 3.

In patients with HNSCC treated with Keytruda as monotherapy (n=909) the incidence of hypothyroidism was 16.1% (all Grades) with 0.3% Grade 3. In patients with HNSCC treated with Keytruda in combination with platinum and FU chemotherapy (n=276) the incidence of hypothyroidism was 15.9%, all of which were Grade 1 or 2.

In patients with resected RCC treated with Keytruda as adjuvant monotherapy (n=488) the incidence of hypothyroidism was 21% (all Grades) with 0.2% Grade 3 and the incidence of hyperthyroidism was 12% (all Grades) with 0.2% Grade 3.

In individual studies of patients with NSCLC treated with Keytruda as monotherapy (total n=2602), the incidence of pneumonitis (all Grades) ranged from 3.8% to 8.3%. In cHL patients treated with Keytruda as monotherapy, the incidence of pneumonitis (all Grades) ranged from 5.2% to 10.8% for cHL patients in KEYNOTE-087 (n=210) and KEYNOTE-204 (n=148), respectively.

In patients with non-squamous NSCLC treated with Keytruda 200 mg in combination with pemetrexed and platinum chemotherapy (n=405) the incidence of nephritis was 1.7% (all Grades) with 1.0% Grade 3 and 0.5% Grade 4.

In patients with endometrial carcinoma treated with Keytruda 200 mg in combination with lenvatinib (n=94), the incidence of hypothyroidism was 51.1% (all Grades) with 1.1% of cases Grade 3. Pancreatitis was reported in 3 patients (3.2%) with 2.1% Grade 3. Nephritis occurred in 2.1% of patients with 1.1% Grade 3. Of the updated results in 342 patients, the incidence of hypothyroidism was 55.3% (all Grades) with 0.6% of cases Grade 3 and 0.3% Grade 4. Hyperthyroidism was reported in 10.8% with 0.9% Grade 3. Hepatitis was reported in 1.8%, all of which were Grade 3. Pancreatitis was reported in 0.9% with 0.3% Grade 3. Severe skin reactions were reported in 3.5% with 2.9% Grade 3.

In patients with high-risk early-stage TNBC treated with Keytruda in combination with chemotherapy as neoadjuvant treatment, then with Keytruda as monotherapy as adjuvant treatment after surgery (n=783), the incidence of adrenal insufficiency was 2.6%, and the incidence of hypophysitis was 1.9%.

In patients with advanced or metastatic RCC treated with Keytruda in combination with lenvatinib (n=352), the incidence of hypothyroidism was 47% (all Grades), with 1.4% Grade 3, and no Grades 4 or 5. The incidence of pneumonitis (all Grades) was 5.4%, with 1.4% Grade 3, 0.3% Grade 4 and 0.3% Grade 5. The incidence of pancreatitis was 2.8% (all Grades) with 1.4% Grade 3 and 0.3% Grade 4. The incidence of hepatitis was 2.0% (all Grades) with 0.9% Grade 3, 0.3% Grade 4 and 0.3% Grade 5. The

incidence of nephritis was 1.7% (all Grades) of patients with 0.9% Grade 3 and 0.3% Grade 5.

In patients with locally advanced unresectable or metastatic HER2-positive gastric or GEJ adenocarcinoma treated with Keytruda in combination with trastuzumab, fluoropyrimidine- and platinum-containing chemotherapy (n=350), the incidence of hypothyroidism was 10.6% (all Grades), with 0.3% Grade 3. The incidence of pneumonitis was 6.0% (all Grades), with 0.9% Grade 3, 0.3% Grade 4 and 0.6% Grade 5. The incidence of colitis was 4.9% (all grades), with 2.6% Grade 3.

The following information on Immune-mediated adverse reactions is based on patients treated with Keytruda in the Reference Safety Data set (n=2799).

*Pneumonitis:*

The median time to onset of pneumonitis was 3.3 months (range 2 days to 19.3 months), and the median duration was 1.5 months (range 1 day to 17.2+ months). Pneumonitis occurred more frequently in patients with a history of prior thoracic radiation (6.9%) than in patients who did not receive prior thoracic radiation (2.9%). Pneumonitis led to discontinuation of Keytruda in 36 (1.3%) patients. Pneumonitis resolved in 55/94 patients (59%).

*Colitis:*

The median time to onset of colitis was 3.5 months (range 10 days to 16.2 months), and the median duration was 1.3 months (range 1 day to 8.7+ months). Colitis led to discontinuation of Keytruda in 15 (0.5%) patients. Colitis resolved in 41/48 patients (85%).

*Hepatitis:*

The median time to onset of hepatitis was 1.3 months (range 8 days to 21.4 months), and the median duration was 1.8 months (range 8 days to 20.9+ months). Hepatitis led to discontinuation of Keytruda in 6 (0.2%) patients. Hepatitis resolved in 15/19 patients (79%).

*Nephritis and renal dysfunction:*

The median time to onset of nephritis was 5.1 months (range 12 days to 12.8 months), and the median duration was 3.3 months (range 12 days to 8.9+ months). Nephritis led to discontinuation of Keytruda in 3 (0.1%) patients. Nephritis resolved in 5/9 patients (56%).

*Endocrinopathies:*

*Adrenal Insufficiency:*

The median time to onset of adrenal insufficiency was 5.3 months (range 26 days to 16.6 months). The median duration was not reached (range 4 days to 1.9+ years). Adrenal insufficiency led to discontinuation of Keytruda in 1 (<0.1%) patient. Adrenal insufficiency resolved in 5/22 patients (23%).

*Hypophysitis:*

The median time to onset of hypophysitis was 3.7 months (range 1 day to 11.9 months), and the median duration was 4.7 months (range 8+ days to 12.7+ months). Hypophysitis led to discontinuation of Keytruda in 4 (0.1%) patients. Hypophysitis resolved in 7/17 patients (41%).

### Hyperthyroidism:

The median time to onset of hyperthyroidism was 1.4 months (range 1 day to 21.9 months). The median duration was 2.1 months (range 3 days to 15.0+ months). Hyperthyroidism led to discontinuation of Keytruda in 2 (<0.1%) patients. Hyperthyroidism resolved in 71/96 patients (74%).

### Hypothyroidism:

The median time to onset of hypothyroidism was 3.5 months (range 1 day to 18.9 months), and the median duration was not reached (range 2 days to 27.7+ months). One (<0.1%) patient discontinued Keytruda due to hypothyroidism.

See [7 WARNINGS AND PRECAUTIONS](#) section for serious immune-mediated skin reactions and other clinically important immune-mediated reactions.

### **Melanoma**

Treatment was discontinued for treatment-related adverse events in 5.4% of the 555 patients receiving Keytruda and in 9.4% of the 256 patients receiving ipilimumab.

In KEYNOTE-002, the adverse reaction profile was similar for the 2 mg/kg dose and 10 mg/kg dose, therefore summary safety results are provided in a pooled analysis (n=357) of both Keytruda arms. Adverse reactions resulting in permanent discontinuation occurred in 12% of patients receiving Keytruda; the most common ( $\geq 1\%$ ) were general physical health deterioration (1%), asthenia (1%), dyspnea (1%), pneumonitis (1%), and generalized edema (1%). Adverse reactions leading to interruption of Keytruda occurred in 14% of patients. The most common ( $\geq 1\%$ ) were: dyspnea (1%); diarrhea (1%); and maculo-papular rash (1%). The most common adverse reactions (reported in at least 20% of patients) of Keytruda were: fatigue; pruritus; rash; constipation; nausea; diarrhea; and decreased appetite.

There were no new safety signals observed at the final analysis and therefore with additional follow-up, no meaningful changes occurred in the safety profile of pembrolizumab.

Table 4 summarizes the treatment-related adverse events that occurred in at least 1% of patients with melanoma treated with Keytruda in KEYNOTE-006. The most common treatment-related adverse events (reported in at least 15% of patients) were diarrhea and fatigue.

In KEYNOTE-006, the adverse reaction profile was similar for the every 2 week and every 3 week schedule, therefore summary safety results are provided in a pooled analysis (n=555) of both Keytruda arms. Adverse reactions leading to permanent discontinuation of Keytruda occurred in 9% of patients. Adverse reactions leading to discontinuation of Keytruda in more than one patient were: colitis (1.4%); autoimmune hepatitis (0.7%); allergic reaction (0.4%); polyneuropathy (0.4%); and cardiac failure (0.4%). Adverse reactions leading to interruption of Keytruda occurred in 21% of patients. The most common ( $\geq 1\%$ ) was diarrhea (2.5%). The most common adverse reactions (reported in at least 20% of patients) were fatigue and diarrhea.

There were no new safety signals observed at the final analysis. After 9 additional months of follow-up from the second interim analysis to final analysis, no meaningful changes occurred in the safety profile of pembrolizumab.

**Table 4: Treatment-Related Adverse Events (incidence ≥ 1%) Keytruda Treatment Groups Combined, All patients as treated (APaT) Population in KEYNOTE-006.**

Adverse Reaction	Keytruda 10 mg/kg every 2 or 3 weeks n=555			Ipilimumab 3 mg/kg every 3 weeks n=256		
	Any Grade n (%)	Grade 3 n (%)	Grade 4 n (%)	Any Grade n (%)	Grade 3 n (%)	Grade 4 n (%)
<b>Blood and lymphatic system disorders</b>						
Anemia	9 (1.6)	2 (0.4)	0	1 (0.4)	1 (0.4)	0
<b>Endocrine disorders</b>						
Hyperthyroidism	24 (4.3)	0	0	6 (2.3)	1 (0.4)	0
Hypothyroidism	46 (8.3)	1 (0.2)	0	2 (0.8)	0	0
<b>Gastrointestinal disorders</b>						
Abdominal pain	15 (2.7)	0	0	15 (5.9)	0	0
Abdominal pain upper	7 (1.3)	0	0	1 (0.4)	0	0
Colitis	12 (2.2)	7 (1.3)	2 (0.4)	19 (7.4)	14 (5.5)	2 (0.8)
Constipation	12 (2.2)	0	0	5 (2.0)	0	0
Diarrhea	87 (15.7)	10 (1.8)	0	58 (22.7)	8 (3.1)	0
Dry mouth	31 (5.6)	0	0	1 (0.4)	0	0
Nausea	59 (10.6)	1 (0.2)	0	22 (8.6)	1 (0.4)	0
Vomiting	15 (2.7)	1 (0.2)	0	14 (5.5)	0	0
<b>General disorders and administration site conditions</b>						
Asthenia	63 (11.4)	1 (0.2)	0	16 (6.3)	2 (0.8)	0
Fatigue	111 (20.0)	1 (0.2)	0	39 (15.2)	3 (1.2)	0
Influenza like illness	8 (1.4)	0	0	4 (1.6)	1 (0.4)	0
Pyrexia	14 (2.5)	0	0	6 (2.3)	0	0
<b>Injury, poisoning and procedural complications</b>						
Infusion related reaction	6 (1.1)	0	0	0	0	0
<b>Investigations</b>						
Alanine aminotransferase increased	16 (2.9)	1 (0.2)	0	9 (3.5)	1 (0.4)	1 (0.4)
Aspartate aminotransferase increased	20 (3.6)	0	1 (0.2)	6 (2.3)	2 (0.8)	0
Blood bilirubin increased	7 (1.3)	0	0	0	0	0
Blood creatinine increased	7 (1.3)	0	0	1 (0.4)	0	0
Blood thyroid stimulating hormone decreased	6 (1.1)	0	0	2 (0.8)	1 (0.4)	0
Weight decreased	6 (1.1)	0	0	5 (2.0)	1 (0.4)	0
<b>Metabolism and nutrition disorders</b>						
Decreased appetite	35 (6.3)	0	0	20 (7.8)	0	0
Hypocalcemia	8 (1.4)	0	0	0	0	0
<b>Musculoskeletal and connective tissue disorders</b>						
Arthralgia	58 (10.5)	1 (0.2)	0	13 (5.1)	2 (0.8)	0
Arthritis	6 (1.1)	0	0	0	0	0
Back pain	12 (2.2)	0	0	0 (0.0)	0	0

Adverse Reaction	Keytruda 10 mg/kg every 2 or 3 weeks n=555			Ipilimumab 3 mg/kg every 3 weeks n=256		
	Any Grade n (%)	Grade 3 n (%)	Grade 4 n (%)	Any Grade n (%)	Grade 3 n (%)	Grade 4 n (%)
Muscle spasms	7 (1.3)	0	0	1 (0.4)	0	0
Myalgia	25 (4.5)	1 (0.2)	0	5 (2.0)	1 (0.4)	0
Pain in extremity	7 (1.3)	2 (0.4)	0	1 (0.4)	0	0
<b>Nervous system disorders</b>						
Dizziness	9 (1.6)	0	0	2 (0.8)	0	0
Dysgeusia	15 (2.7)	0	0	3 (1.2)	0	0
Headache	15 (2.7)	0	0	9 (3.5)	0	0
<b>Psychiatric disorders</b>						
Insomnia	7 (1.3)	0	0	0	0	0
<b>Respiratory, thoracic and mediastinal disorders</b>						
Cough	22 (4.0)	0	0	0	0	0
Dyspnea	12 (2.2)	1 (0.2)	0	3 (1.2)	1 (0.4)	0
<b>Skin and subcutaneous tissue disorders</b>						
Dry skin	14 (2.5)	0	0	3 (1.2)	0	0
Eczema	7 (1.3)	0	0	1 (0.4)	0	0
Erythema	11 (2.0)	0	0	5 (2.0)	0	0
Hair colour changes	6 (1.1)	0	0	0	0	0
Papule	6 (1.1)	0	0	0	0	0
Pruritus	79 (14.2)	0	0	65 (25.4)	1 (0.4)	0
Rash	78 (14.1)	0	0	37 (14.5)	1 (0.4)	1 (0.4)
Rash maculo-papular	16 (2.9)	1 (0.2)	0	7 (2.7)	1 (0.4)	0
Rash pruritic	7 (1.3)	0	0	4 (1.6)	0	0
Skin hypopigmentation	9 (1.6)	0	0	0	0	0
Vitiligo	56 (10.1)	0	0	4 (1.6)	0	0
<b>Vascular disorders</b>						
Flushing	6 (1.1)	0	0	2 (0.8)	0	0

**Table 5: Treatment-Related Adverse Events (incidence ≥ 1%) Keytruda Treatment Groups Combined, APaT Population in KEYNOTE-002.**

Adverse Reaction	Keytruda 2 or 10 mg/kg every 3 weeks n=357			Chemotherapy n=171		
	Any Grade n (%)	Grade 3 n (%)	Grade 4 n (%)	Any Grade n (%)	Grade 3 n (%)	Grade 4 n (%)
<b>Blood and lymphatic system disorders</b>						
Anemia	12 (3.4)	1 (0.3)	0	35 (20.5)	9 (5.3)	0
<b>Ear and labyrinth disorders</b>						
Vertigo	5 (1.4)	0	0	2 (1.2)	0	0
<b>Endocrine disorders</b>						
Hyperthyroidism	8 (2.2)	0	0	0	0	0
Hypothyroidism	22 (6.2)	0	0	0	0	0
<b>Gastrointestinal disorders</b>						
Abdominal pain	10 (2.8)	1 (0.3)	0	4 (2.3)	0	0
Colitis	4 (1.1)	2 (0.6)	0	0		0
Constipation	14 (3.9)	0	0	14 (8.2)	0	0
Diarrhea	34 (9.5)	2 (0.6)	0	14(8.2)	3 (1.8)	0
Dry mouth	6 (1.7)	0	0	0	0	0
Nausea	24 (6.7)	1 (0.3)	0	56 (32.7)	3 (1.8)	1 (0.6)
Vomiting	12 (3.4)	2 (0.6)	0	26 (15.2)	3 (1.8)	1 (0.6)
<b>General disorders and administration site conditions</b>						
Asthenia	14 (3.9)	2 (0.6)	0	10 (5.8)	1 (0.6)	0
Chills	11 (3.1)	0	0	6 (3.5)	0	0
Fatigue	92 (25.8)	3 (0.8)	0	62 (36.3)	8 (4.7)	0
Influenza like illness	9 (2.5)	0	0	1 (0.6)	0	0
Malaise	4 (1.1)	0	0	1 (0.6)	0	0
Edema peripheral	8 (2.2)	0	0	4 (2.3)	0	0
Pyrexia	17 (4.8)	0	0	8 (4.7)	1 (0.6)	0
<b>Investigations</b>						
Alanine aminotransferase increased	11 (3.1)	1 (0.3)	0	3 (1.8)	0	0
Aspartate aminotransferase increased	10 (2.8)	2 (0.6)	0	0	0	0
Blood alkaline phosphatase increased	6 (1.7)	0	0	0	0	0
Blood bilirubin increased	4 (1.1)	0	0	3 (1.8)	0	0
Lymphocyte count decreased	4 (1.1)	1 (0.3)	0	7 (4.1)	2 (1.2)	0
<b>Metabolism and nutrition disorders</b>						
Decreased appetite	25 (7.0)	2 (0.6)	0	26 (15.2)	0	0
<b>Musculoskeletal and connective tissue disorders</b>						
Arthralgia	25 (7.0)	2 (0.6)	0	9 (5.3)	1 (0.6)	0
Back pain	5 (1.4)	0	0	2 (1.2)	1 (0.6)	0
Joint stiffness	4 (1.1)	0	0	1 (0.6)	0	0
Myalgia	16 (4.5)	2 (0.6)	0	10 (5.8)	1 (0.6)	0

Adverse Reaction	Keytruda 2 or 10 mg/kg every 3 weeks n=357			Chemotherapy n=171		
	Any Grade n (%)	Grade 3 n (%)	Grade 4 n (%)	Any Grade n (%)	Grade 3 n (%)	Grade 4 n (%)
Pain in extremity	4 (1.1)	0	0	3 (1.8)	0	0
<b>Nervous system disorders</b>						
Dysgeusia	4 (1.1)	0	0	7 (4.1)	0	0
Headache	12 (3.4)	0	0	6 (3.5)	0	0
<b>Respiratory, thoracic and mediastinal disorders</b>						
Cough	12 (3.4)	0	0	1 (0.6)	0	0
Dyspnea	12 (3.4)	0	1 (0.3)	4 (2.3)	0	0
Pneumonitis	4 (1.1)	2 (0.6)	0	0	0	0
<b>Skin and subcutaneous tissue disorders</b>						
Alopecia	6 (1.7)	0	0	35 (20.5)	1 (0.6)	0
Dermatitis acneiform	4 (1.1)	0	0	0	0	0
Dry skin	18 (5.0)	0	0	2 (1.2)	0	0
Eczema	7 (2.0)	0	0	0	0	0
Erythema	4 (1.1)	0	0	4 (2.3)	0	0
Hyperhidrosis	4 (1.1)	0	0	2 (1.2)	0	0
Pruritus	79 (22.1)	0	0	6 (3.5)	0	0
Rash	39 (10.9)	0	0	8 (4.7)	0	0
Rash generalized	4 (1.1)	0	0	1 (0.6)	0	0
Rash maculo-papular	15 (4.2)	2 (0.6)	0	0	0	0
Skin hypopigmentation	6 (1.7)	0	0	0	0	0
Vitiligo	19 (5.3)	0	0	2 (1.2)	0	0

### Adjuvant Melanoma

Among the 969 patients with resected Stage IIB or IIC melanoma enrolled in KEYNOTE-716 treated with Keytruda, the median duration of exposure to Keytruda was 11.1 months. For patient with resected Stage IIB or IIC melanoma, the adverse reactions that occurred with Keytruda monotherapy were generally similar to those occurring in the 1019 patients with resected Stage III melanoma enrolled in KEYNOTE-054 and the 2799 patients with unresectable or metastatic melanoma or NSCLC.

Table 6 summarizes the treatment-related adverse events that occurred in at least 1% of patients with resected melanoma treated with Keytruda in KEYNOTE-716. The most common treatment-related adverse events (reported in at least 15% of patients) were pruritus, fatigue, diarrhea, and rash. Keytruda was discontinued for treatment-related adverse events in 15% of patients in KEYNOTE-716. The most common treatment-related adverse event leading to study drug discontinuation were: colitis (n=5, 1.0%) and autoimmune hepatitis (n=5, 1.0%). The median time to discontinuation for treatment-related adverse events was 4.9 months. There were no deaths due to treatment-related adverse events reported in the Keytruda arm or in the placebo group.

Table 7 summarizes the treatment-related adverse events that occurred in at least 1% of patients with resected melanoma treated with Keytruda in KEYNOTE-054. The most common treatment-related adverse events (reported in at least 15% of patients) were diarrhea, fatigue, and pruritus.

Keytruda was discontinued for treatment-related adverse events in 12% of patients in KEYNOTE-054. The most common treatment-related adverse event leading to study drug discontinuation was: pneumonitis (n=7, 1.4%). The median time to discontinuation for treatment-related adverse events was 5.8 months. There were 2 (0.4%) deaths reported in the Keytruda arm: drug reaction with eosinophilia and systemic symptoms (n=1); and autoimmune myositis with respiratory failure (n=1).

**Table 6: Treatment-Related Adverse Events (incidence ≥ 1%) in patients with completely resected Stage IIB or IIC melanoma treated with Keytruda APaT Population in KEYNOTE-716.**

Adverse Reaction	Keytruda 200 mg every 3 weeks n=483			Placebo n=486		
	Any Grade n (%)	Grade 3 n (%)	Grade 4 n (%)	Any Grade n (%)	Grade 3 n (%)	Grade 4 n (%)
<b>Blood and lymphatic system disorders</b>						
Anemia	6 (1.2)	0	0	2 (0.4)	0	0
<b>Ear and labyrinth disorders</b>						
Vertigo	3 (0.6)	0	0	6 (1.2)	0	0
<b>Endocrine disorders</b>						
Adrenal insufficiency	11 (2.3)	4 (0.8)	0	0	0	0
Autoimmune thyroiditis	5 (1.0)	0	0	1 (0.2)	0	0
Hyperthyroidism	48 (9.9)	1 (0.2)	0	3 (0.6)	0	0
Hypophysitis	5 (1.0)	1 (0.2)	0	0	0	0
Hypopituitarism	5 (1.0)	2 (0.4)	0	0	0	0
Hypothyroidism	70 (14.5)	0	0	12 (2.5)	0	0
<b>Eye disorders</b>						
Dry eye	6 (1.2)	0	0	5 (1.0)	0	0
<b>Gastrointestinal disorders</b>						
Abdominal pain	11 (2.3)	0	0	12 (2.5)	0	0
Abdominal pain upper	8 (1.7)	0	0	8 (1.6)	0	0
Colitis	12 (2.5)	5 (1.0)	0	3 (0.6)	0	0
Constipation	9 (1.9)	0	0	11 (2.3)	0	0
Diarrhea	85 (17.6)	5 (1.0)	0	51 (10.5)	1 (0.2)	0
Dry mouth	22 (4.6)	0	0	8 (1.6)	0	0
Nausea	38 (7.9)	0	0	31 (6.4)	0	0
Stomatitis	10 (2.1)	0	0	3 (0.6)	0	0
Vomiting	14 (2.9)	0	0	5 (1.0)	0	0
<b>General disorders and administration site conditions</b>						
Asthenia	43 (8.9)	1 (0.2)	0	40 (8.2)	0	0
Chills	7 (1.4)	0	0	2 (0.4)	0	0
Edema peripheral	5 (1.0)	0	0	5 (1.0)	0	0
Fatigue	98 (20.3)	1 (0.2)	0	87 (17.9)	0	0
Influenza like illness	1 (0.2)	0	0	5 (1.0)	0	0
Pain	5 (1.0)	0	0	0	0	0
Pyrexia	5 (1.0)	0	0	5 (1.0)	0	0

Adverse Reaction	Keytruda 200 mg every 3 weeks n=483			Placebo n=486		
	Any Grade n (%)	Grade 3 n (%)	Grade 4 n (%)	Any Grade n (%)	Grade 3 n (%)	Grade 4 n (%)
<b>Hepatobiliary disorders</b>						
Autoimmune hepatitis	7 (1.4)	6 (1.2)	0	2 (0.4)	2 (0.4)	0
<b>Investigations</b>						
Alanine aminotransferase increased	34 (7.0)	4 (0.8)	0	18 (3.7)	1 (0.2)	0
Amylase increased	10 (2.1)	2 (0.4)	1 (0.2)	8 (1.6)	0	1 (0.2)
Aspartate aminotransferase increased	28 (5.8)	1 (0.2)	0	8 (1.6)	1 (0.2)	0
Blood alkaline phosphatase increased	5 (1.0)	1 (0.2)	0	3 (0.6)	0	0
Blood bilirubin increased	1 (0.2)	0	0	6 (1.2)	0	0
Blood creatine phosphokinase increased	7 (1.4)	2 (0.4)	1 (0.2)	3 (0.6)	1 (0.2)	0
Blood creatinine increased	9 (1.9)	0	0	1 (0.2)	0	0
Blood thyroid stimulating hormone decreased	5 (1.0)	0	0	2 (0.4)	0	0
Blood thyroid stimulating hormone increased	7 (1.4)	0	0	9 (1.9)	0	0
Lipase increased	14 (2.9)	0	4 (0.8)	11 (2.3)	6 (1.2)	2 (0.4)
<b>Metabolism and nutrition disorders</b>						
Decreased appetite	16 (3.3)	1 (0.2)	0	4 (0.8)	0	0
Hyperglycemia	4 (0.8)	0	0	5 (1.0)	0	0
Hypophosphatemia	3 (0.6)	1 (0.2)	0	5 (1.0)	2 (0.4)	0
<b>Musculoskeletal and connective tissue disorders</b>						
Arthralgia	69 (14.3)	1 (0.2)	0	35 (7.2)	0	0
Arthritis	6 (1.2)	1 (0.2)	0	2 (0.4)	0	0
Back pain	6 (1.2)	0	0	0	0	0
Myalgia	27 (5.6)	2 (0.4)	0	14 (2.9)	0	0
<b>Nervous system disorders</b>						
Dizziness	14 (2.9)	0	0	6 (1.2)	0	0
Headache	19 (3.9)	0	0	13 (2.7)	0	0
Paraesthesia	9 (1.9)	0	0	7 (1.4)	0	0
<b>Psychiatric disorders</b>						
Insomnia	3 (0.6)	0	0	5 (1.0)	0	0
<b>Respiratory, thoracic and mediastinal disorders</b>						

Adverse Reaction	Keytruda 200 mg every 3 weeks n=483			Placebo n=486		
	Any Grade n (%)	Grade 3 n (%)	Grade 4 n (%)	Any Grade n (%)	Grade 3 n (%)	Grade 4 n (%)
Cough	12 (2.5)	0	0	8 (1.6)	0	0
Dyspnea	6 (1.2)	0	0	2 (0.4)	0	0
Pneumonitis	7 (1.4)	1 (0.2)	0	3 (0.6)	0	0
<b>Skin and subcutaneous tissue disorders</b>						
Dermatitis	4 (0.8)	0	0	5 (1.0)	0	0
Dermatitis acneiform	5 (1.0)	0	0	1 (0.2)	0	0
Dry skin	7 (1.4)	0	0	14 (2.9)	0	0
Eczema	7 (1.4)	0	0	2 (0.4)	0	0
Erythema	7 (1.4)	0	0	4 (0.8)	0	0
Pruritus	112 (23.2)	3 (0.6)	0	48 (9.9)	0	0
Rash	75 (15.5)	7 (1.4)	0	29 (6.0)	1 (0.2)	0
Rash maculo-papular	34 (7.0)	2 (0.4)	0	8 (1.6)	0	0
Rash pruritic	6 (1.2)	2 (0.4)	0	3 (0.6)	0	0
Vitiligo	4 (0.8)	0	0	7 (1.4)	0	0
<b>Vascular disorders</b>						
Hypertension	7 (1.4)	2 (0.4)	0	1 (0.2)	0	0

**Table 7: Treatment-Related Adverse Events (incidence  $\geq$  1%) in patients with completely resected of Stage IIIA (>1 mm metastasis), IIIB and IIIC melanoma treated with Keytruda APaT Population in KEYNOTE-054.**

Adverse Reaction	Keytruda 200 mg every 3 weeks n=509			Placebo n=502		
	Any Grade n (%)	Grade 3 n (%)	Grade 4 n (%)	Any Grade n (%)	Grade 3 n (%)	Grade 4 n (%)
<b>Blood and lymphatic system disorders</b>						
Eosinophilia	5 (1.0)	0	0	1 (0.2)	0	0
Lymphopenia	5 (1.0)	1 (0.2)	0	1 (0.2)	0	0
<b>Endocrine disorders</b>						
Hyperthyroidism	49 (9.6)	1 (0.2)	0	4 (0.8)	0	0
Hypophysitis	8 (1.6)	2 (0.4)	0	0	0	0
Hypothyroidism	73 (14.3)	0	0	13 (2.6)	0	0
Thyroiditis	12 (2.4)	0	0	0	0	0
<b>Eye disorders</b>						
Dry eye	7 (1.4)	0	0	4 (0.8)	0	0
<b>Gastrointestinal disorders</b>						
Abdominal pain	20 (3.9)	0	0	15 (3.0)	0	0
Abdominal pain upper	9 (1.8)	1 (0.2)	0	10 (2.0)	0	0
Autoimmune colitis	5 (1.0)	3 (0.6)	0	1 (0.2)	1 (0.2)	0

Adverse Reaction	Keytruda 200 mg every 3 weeks n=509			Placebo n=502		
	Any Grade n (%)	Grade 3 n (%)	Grade 4 n (%)	Any Grade n (%)	Grade 3 n (%)	Grade 4 n (%)
Colitis	13 (2.6)	6 (1.2)	0	1 (0.2)	0	0
Constipation	12 (2.4)	0	0	8 (1.6)	0	0
Diarrhea	94 (18.5)	3 (0.6)	1 (0.2)	82 (16.3)	3 (0.6)	0
Dry mouth	23 (4.5)	0	0	10 (2.0)	0	0
Dyspepsia	8 (1.6)	0	0	2 (0.4)	0	0
Gastritis	5 (1.0)	1 (0.2)	0	0	0	0
Nausea	58 (11.4)	0	0	43 (8.6)	0	0
Vomiting	17 (3.3)	0	0	9 (1.8)	0	0
<b>General disorders and administration site conditions</b>						
Asthenia	48 (9.4)	0	0	34 (6.8)	0	0
Chills	6 (1.2)	0	0	4 (0.8)	0	0
Fatigue	143 (28.1)	4 (0.8)	0	135 (26.9)	2 (0.4)	0
Influenza like illness	14 (2.8)	0	0	9 (1.8)	0	0
Pyrexia	6 (1.2)	1 (0.2)	0	6 (1.2)	0	0
<b>Immune system disorders</b>						
Sarcoidosis	6 (1.2)	0	0	0	0	0
<b>Investigations</b>						
Alanine aminotransferase increased	26 (5.1)	3 (0.6)	0	16 (3.2)	1 (0.2)	0
Aspartate aminotransferase increased	19 (3.7)	1 (0.2)	0	14 (2.8)	1 (0.2)	0
Blood alkaline phosphatase increased	6 (1.2)	0	0	2 (0.4)	0	0
Blood bilirubin increased	7 (1.4)	0	0	4 (0.8)	0	0
Blood creatine phosphokinase increased	6 (1.2)	1 (0.2)	1 (0.2)	2 (0.4)	0	0
Blood creatinine increased	6 (1.2)	0	0	1 (0.2)	0	0
Blood thyroid stimulating hormone decreased	7 (1.4)	0	0	1 (0.2)	0	0
Eosinophil count increased	5 (1.0)	0	0	0	0	0
Gamma-glutamyltransferase increased	9 (1.8)	2 (0.4)	0	4 (0.8)	1 (0.2)	0
Lipase increased	7 (1.4)	3 (0.6)	1 (0.2)	3 (0.6)	3 (0.6)	0

Adverse Reaction	Keytruda 200 mg every 3 weeks n=509			Placebo n=502		
	Any Grade n (%)	Grade 3 n (%)	Grade 4 n (%)	Any Grade n (%)	Grade 3 n (%)	Grade 4 n (%)
Lymphocyte count decreased	5 (1.0)	0	0	2 (0.4)	0	0
Weight decreased	12 (2.4)	0	0	11 (2.2)	0	0
Weight increased	15 (2.9)	0	0	4 (0.8)	0	0
<b>Metabolism and nutrition disorders</b>						
Decreased appetite	25 (4.9)	1 (0.2)	0	8 (1.6)	0	0
Hypophosphatemia	5 (1.0)	1 (0.2)	0	1 (0.2)	0	0
Type 1 diabetes mellitus	5 (1.0)	5 (1.0)	0	0	0	0
<b>Musculoskeletal and connective tissue disorders</b>						
Arthralgia	51 (10.0)	3 (0.6)	0	47 (9.4)	0	0
Arthritis	5 (1.0)	0	0	0	0	0
<b>Musculoskeletal and connective tissue disorders</b>						
Muscle spasms	5 (1.0)	0	0	1 (0.2)	0	0
Musculoskeletal pain	5 (1.0)	0	0	3 (0.6)	0	0
Myalgia	26 (5.1)	0	0	15 (3.0)	0	0
Pain in extremity	7 (1.4)	0	0	3 (0.6)	0	0
<b>Nervous system disorders</b>						
Dizziness	10 (2.0)	0	0	13 (2.6)	0	0
Dysgeusia	9 (1.8)	0	0	10 (2.0)	0	0
Headache	37 (7.3)	0	0	33 (6.6)	1 (0.2)	0
<b>Respiratory, thoracic and mediastinal disorders</b>						
Cough	17 (3.3)	0	0	16 (3.2)	0	0
Dyspnea	27 (5.3)	1 (0.2)	0	14 (2.8)	0	0
Pneumonitis	15 (2.9)	3 (0.6)	0	3 (0.6)	0	0
<b>Skin and subcutaneous tissue disorders</b>						
Alopecia	10 (2.0)	0	0	8 (1.6)	0	0
Dermatitis acneiform	8 (1.6)	0	0	5 (1.0)	0	0
Dry skin	20 (3.9)	0	0	8 (1.6)	0	0
Eczema	11 (2.2)	0	0	3 (0.6)	0	0
Erythema	6 (1.2)	0	0	4 (0.8)	0	0
Lichenoid keratosis	5 (1.0)	1 (0.2)	0	0	0	0
Pruritus	85 (16.7)	0	0	49 (9.8)	0	0
Pruritus generalized	6 (1.2)	0	0	3 (0.6)	0	0
Rash	49 (9.6)	0	0	32 (6.4)	0	0
Rash maculo-papular	24 (4.7)	1 (0.2)	0	21 (4.2)	0	0
Skin hypopigmentation	8 (1.6)	0	0	3 (0.6)	0	0
Vitiligo	23 (4.5)	0	0	7 (1.4)	0	0
<b>Vascular disorders</b>						
Hypertension	5 (1.0)	1 (0.2)	0	5 (1.0)	2 (0.4)	0

## NSCLC

Table 8 summarizes the treatment-related adverse events that occurred in at least 1% of patients with NSCLC treated with Keytruda in KEYNOTE-024. The most common treatment-related adverse events (reported in at least 10% of patients) were diarrhea, fatigue, and pyrexia. The most common Grade 3-5 treatment-related adverse events for patients treated with Keytruda in KEYNOTE-024 were diarrhea (3.9%), pneumonitis (2.6%), and anemia (1.9%).

Treatment was discontinued for treatment-related adverse events in 7.1% of the 154 patients receiving Keytruda and in 10.7% of the 150 patients receiving chemotherapy. The most common treatment-related adverse event leading to study drug discontinuation (occurring in more than 2 patients) was: pneumonitis (n=6). The median time to discontinuation for treatment-related adverse events was 0.7 months. There were 9 (5.8%) deaths reported in the Keytruda arm: pneumonia (n=2); respiratory failure (n=2); cardiac arrest (n=1); hemorrhagic stroke (n=1); sepsis (n=1); general physical health deterioration (n=1); and sudden death (n=1). One of the deaths (sudden death) was considered by the investigator to be related to treatment. There were 7 (4.7%) death in the chemotherapy arm: cardiac arrest/failure (n=3); sepsis (n=1); pulmonary embolism (n=1); pulmonary alveolar hemorrhage (n=1); and not specified (n=1). Three of the deaths (sepsis, pulmonary alveolar hemorrhage, and not specified) were considered to be treatment-related.

There were no new safety signals observed at the final analysis and therefore with additional follow-up, no meaningful changes occurred in the safety profile of pembrolizumab.

**Table 8: Treatment-Related Adverse Events (incidence  $\geq$  1%) in Patients Treated with Keytruda, APaT Population in KEYNOTE-024.**

Adverse Reaction	Keytruda 200 mg every 3 weeks n=154			Chemotherapy n=150		
	Any Grade n (%)	Grade 3 n (%)	Grade 4 n (%)	Any Grade n (%)	Grade 3 n (%)	Grade 4 n (%)
<b>Blood and lymphatic system disorders</b>						
Anemia	8 (5.2)	3 (1.9)	0	66 (44.0)	29 (19.3)	0
Eosinophilia	3 (1.9)	0	0	0	0	0
Lymphopenia	2 (1.3)	0	0	0	0	0
<b>Endocrine disorders</b>						
Hyperthyroidism	11 (7.1)	0	0	0	0	0
Hypothyroidism	12 (7.8)	0	0	1 (0.7)	0	0
Thyroiditis	3 (1.9)	0	0	0	0	0
<b>Gastrointestinal disorders</b>						
Abdominal pain	4 (2.6)	0	0	3 (2.0)	0	0
Abdominal distention	2 (1.3)	0	0	0	0	0
Colitis	2 (1.3)	2 (1.3)	0	0	0	0
Constipation	6 (3.9)	0	0	17 (11.3)	0	0
Diarrhea	22(14.3)	6 (3.9)	0	20 (13.3)	2 (1.3)	0
Dyspepsia	2 (1.3)	0	0	4 (2.7)	0	0
Nausea	15 (9.7)	0	0	65 (43.3)	3 (2.0)	0
Stomatitis	4 (2.6)	0	0	18 (12.0)	2 (1.3)	0
Vomiting	4 (2.6)	1 (0.6)	0	30 (20.0)	1(0.7)	0

Adverse Reaction	Keytruda 200 mg every 3 weeks n=154			Chemotherapy n=150		
	Any Grade n (%)	Grade 3 n (%)	Grade 4 n (%)	Any Grade n (%)	Grade 3 n (%)	Grade 4 n (%)
<b>General disorders and administration site conditions</b>						
Asthenia	5 (3.2)	1 (0.6)	0	11 (7.3)	2 (1.3)	0
Chills	3 (1.9)	0	0	0	0	0
Fatigue	16 (10.4)	2 (1.3)	0	43 (28.7)	5 (3.3)	0
Edema	2 (1.3)	0	0	2 (1.3)	0	0
Edema peripheral	4 (2.6)	1 (0.6)	0	6 (4.0)	0	0
Pyrexia	16 (10.4)	0	0	8 (5.3)	0	0
Lower respiratory tract infection	2 (1.3)	2 (1.3)	0	0	0	0
Infusion related reaction	3 (1.9)	0	0	0	0	0
<b>Investigations</b>						
Alanine aminotransferase increased	10 (6.5)	0	0	7 (4.7)	0	0
Aspartate aminotransferase increased	8 (5.2)	2 (1.3)	0	5 (3.3)	0	0
Blood creatinine increased	3 (1.9)	0	0	15 (10.0)	1 (0.7)	0
Blood thyroid stimulating hormone increased	5 (3.2)	0	0	0	0	0
Blood thyroid stimulating hormone decreased	4 (2.6)	0	0	0	0	0
Gamma-glutamyltransferase increased	3 (1.9)	1 (0.6)	0	4 (2.7)	0	0
Hepatic enzyme increased	2 (1.3)	1 (0.6)	0	0	0	0
Transaminase increased	3 (1.9)	2 (1.3)	0	0	0	0
Weight decreased	5 (3.2)	0	0	4 (2.7)	0	0
<b>Metabolism and nutrition disorders</b>						
Decreased appetite	14 (9.1)	0	0	39 (26.0)	4 (2.7)	0
Diabetes Mellitus	2 (1.3)	2 (1.3)	0	0	0	0
Hyperglycemia	2 (1.3)	0	1 (0.6)	2 (1.3)	0	0
Hyperkalemia	3 (1.9)	0	0	1 (0.7)	0	0
Hypoalbuminemia	3 (1.9)	2 (1.3)	0	4 (2.7)	2 (1.3)	0
Hyponatremia	5 (3.2)	0	0	2 (1.3)	1 (0.7)	0
<b>Musculoskeletal and connective tissue disorders</b>						
Arthralgia	13 (8.4)	0	0	4 (2.7)	0	0
Arthritis	2 (1.3)	0	0	0	0	0
Back pain	2 (1.3)	0	0	1 (0.7)	0	0
Myalgia	3 (1.9)	0	0	1 (0.7)	0	0
<b>Nervous system disorders</b>						
Dizziness	2 (1.3)	0	0	3 (2.0)	0	0
Neuropathy peripheral	2 (1.3)	0	0	9 (6.0)	1 (0.7)	0
Paresthesia	2 (1.3)	0	0	2 (1.3)	0	0

Adverse Reaction	Keytruda 200 mg every 3 weeks n=154			Chemotherapy n=150		
	Any Grade n (%)	Grade 3 n (%)	Grade 4 n (%)	Any Grade n (%)	Grade 3 n (%)	Grade 4 n (%)
<b>Renal and urinary disorders</b>						
Dysuria	2 (1.3)	0	0	1 (0.7)	0	0
<b>Respiratory, thoracic and mediastinal disorders</b>						
Cough	5 (3.2)	0	0	0	0	0
Dyspnea	4 (2.6)	1 (0.6)	0	5 (3.3)	1 (0.7)	0
Hiccups	2 (1.3)	0	0	7 (4.7)	0	0
Pneumonitis	8 (5.2)	2 (1.3)	2 (1.3)	1 (0.7)	1 (0.7)	0
<b>Skin and subcutaneous tissue disorders</b>						
Dry skin	8 (5.2)	0	0	1 (0.7)	0	0
Erythema	3 (1.9)	0	0	0	0	0
Night sweats	3 (1.9)	0	0	0	0	0
Pruritus	12 (7.8)	0	0	3 (2.0)	0	0
Pruritus generalized	3 (1.9)	0	0	1 (0.7)	0	0
Psoriasis	2 (1.3)	1 (0.6)	0	0	0	0
Rash	11 (7.1)	1 (0.6)	0	3 (2.0)	0	0
Rash maculo-papular	5 (3.2)	1 (0.6)	0	1 (0.7)	0	0
Rash pruritic	2 (1.3)	0	0	1 (0.7)	0	0
Skin exfoliation	2 (1.3)	0	0	0	0	0
Urticaria	2 (1.3)	0	0	1 (0.7)	0	0

Table 9 summarizes the treatment-related adverse events that occurred in at least 1% of patients with NSCLC treated with Keytruda in KEYNOTE-042. The most common treatment-related adverse event (reported in at least 10% of patients) was hypothyroidism. The most common Grade 3-5 treatment-related adverse events for patients treated with Keytruda in KEYNOTE-042 were pneumonitis (3.1%) and alanine aminotransferase increased (1.4%).

Treatment was discontinued for treatment-related adverse events in 9.0% of the 636 patients receiving Keytruda and in 9.4% of the 615 patients receiving chemotherapy. The most common treatment-related adverse events leading to study drug discontinuation (occurring in more than 2 patients) were: pneumonitis (n=19); alanine aminotransferase increased (n=6); and aspartate aminotransferase increased (n=3). The median time to discontinuation for treatment-related adverse events was 2.8 months.

**Table 9: Treatment-Related Adverse Events (incidence ≥ 1%) in Patients Treated with Keytruda, APaT Population in KEYNOTE-042.**

Adverse Reaction	Keytruda 200 mg every 3 weeks n=636				Chemotherapy n=615			
	Any Grade n (%)	Grade 3 n (%)	Grade 4 n (%)	Grade 5 n (%)	Any Grade n (%)	Grade 3 n (%)	Grade 4 n (%)	Grade 5 n (%)
<b>Blood and lymphatic system disorders</b>								
Anemia	35 (5.5)	4 (0.6)	0	0	229(37.2)	73 (11.9)	7 (1.1)	0
Leukopenia	10 (1.6)	0	0	0	35 (5.7)	6 (1.0)	4 (0.7)	0
<b>Endocrine disorders</b>								
Hyperthyroidism	37 (5.8)	1 (0.2)	0	0	1 (0.2)	0	0	0
Hypothyroidism	69 (10.8)	1 (0.2)	0	0	2 (0.3)	0	0	0
<b>Gastrointestinal disorders</b>								
Constipation	8 (1.3)	0	0	0	68 (11.1)	0	0	0
Diarrhea	34(5.3)	5 (0.8)	0	0	46 (7.5)	1 (0.2)	0	0
Dry mouth	10 (1.6)	0	0	0	4 (0.7)	0	0	0
Nausea	31 (4.9)	0	0	0	184 (29.9)	7 (1.1)	0	0
Stomatitis	7 (1.1)	0	0	0	31 (5.0)	0	0	0
Vomiting	15 (2.4)	0	0	0	97 (15.8)	2(0.3)	0	0
<b>General disorders and administration site conditions</b>								
Asthenia	27 (4.2)	3 (0.5)	0	0	60 (9.8)	10 (1.6)	0	0
Fatigue	50 (7.9)	3 (0.5)	0	0	102 (16.6)	8 (1.3)	0	0
Edema peripheral	9 (1.4)	1 (0.2)	0	0	14 (2.3)	0	0	0
Pyrexia	24 (3.8)	0	0	0	19 (3.1)	0	0	0
<b>Hepatobiliary disorders</b>								
Hepatic function abnormal	8 (1.3)	1 (0.2)	1 (0.2)	0	4 (0.7)	2 (0.3)	0	0
<b>Investigations</b>								
Alanine aminotransferase increased	45 (7.1)	9 (1.4)	0	0	53 (8.6)	5 (0.8)	0	0
Aspartate aminotransferase increased	41 (6.4)	4 (0.6)	0	0	42 (6.8)	2 (0.3)	0	0
Blood alkaline phosphatase increased	17 (2.7)	2 (0.3)	0	0	17 (2.8)	2 (0.3)	0	0
Blood bilirubin increased	12 (1.9)	0	0	0	8 (1.3)	0	0	0
Blood thyroid stimulating hormone decreased	11 (1.7)	0	0	0	1 (0.2)	0	0	0
Blood thyroid stimulating	14 (2.2)	0	0	0	1 (0.2)	0	0	0

Adverse Reaction	Keytruda 200 mg every 3 weeks n=636				Chemotherapy n=615			
	Any Grade n (%)	Grade 3 n (%)	Grade 4 n (%)	Grade 5 n (%)	Any Grade n (%)	Grade 3 n (%)	Grade 4 n (%)	Grade 5 n (%)
hormone increased								
Gamma-glutamyltransferase increased	8 (1.3)	2 (0.3)	0	0	4 (0.7)	1 (0.2)	0	0
Tri-iodothyronine decreased	9 (1.4)	0	0	0	3 (0.5)	0	0	0
Weight decreased	17 (2.7)	2 (0.3)	0	0	19 (3.1)	0	0	0
<b>Metabolism and nutrition disorders</b>								
Decreased appetite	40 (6.3)	5 (0.8)	0	0	109 (17.7)	9 (1.5)	0	0
<b>Musculoskeletal and connective tissue disorders</b>								
Arthralgia	27 (4.2)	0	0	0	46 (7.5)	0	0	0
Myalgia	20 (3.1)	1 (0.2)	0	0	50 (8.1)	0	0	0
<b>Nervous system disorders</b>								
Dysgeusia	7 (1.1)	0	0	0	20 (3.3)	0	0	0
<b>Respiratory, thoracic and mediastinal disorders</b>								
Cough	9 (1.4)	0	0	0	6 (1.0)	0	0	0
Dyspnea	16 (2.5)	2 (0.3)	0	0	18 (2.9)	0	0	1 (0.2)
Hemoptysis	7 (1.1)	0	0	1 (0.2)	2 (0.3)	0	0	0
Pleural effusion	10 (1.6)	4 (0.6)	0	0	0	0	0	0
Pneumonitis	43 (6.8)	15 (2.4)	4 (0.6)	1 (0.2)	0	0	0	0
<b>Skin and subcutaneous tissue disorders</b>								
Dry skin	11 (1.7)	1 (0.2)	0	0	6 (1.0)	0	0	0
Pruritus	46 (7.2)	2 (0.3)	0	0	15 (2.4)	0	0	0
Rash	46 (7.2)	3 (0.5)	0	0	27(4.4)	0	0	0
Rash maculo-papular	12 (1.9)	4 (0.6)	0	0	5 (0.8)	1 (0.2)	0	0

Table 10 summarizes the treatment-related adverse events that occurred in at least 1% of patients with NSCLC treated with Keytruda in KEYNOTE-189. The most common treatment-related adverse events (reported in at least 20% of patients) were nausea, anemia, fatigue, neutropenia, and decreased appetite. The most common Grade 3-5 treatment-related adverse events for patients treated with Keytruda in KEYNOTE-189 were neutropenia (14.6%), anemia (13.6%), thrombocytopenia (7.7%) and febrile neutropenia (5.9%).

Treatment was discontinued for treatment-related adverse events in 9.6% of the 405 patients receiving Keytruda, pemetrexed, and chemotherapy and in 4.0% of the 202 patients receiving placebo, pemetrexed, and chemotherapy. The most common treatment-related adverse events leading to study drug discontinuation (occurring in more than 3 patients) were acute kidney injury (n=7) and pneumonitis (n=7). The median time to discontinuation for treatment-related adverse events was 4.0 months.

There were no new safety signals observed at the final analysis and therefore with additional follow-up, no meaningful changes occurred in the safety profile of pembrolizumab in combination with pemetrexed and platinum chemotherapy.

**Table 10: Treatment-Related Adverse Events (Incidence ≥ 1%) in Patients Treated with Keytruda in Combination with Pemetrexed and Platinum Chemotherapy, APaT Population in KEYNOTE-189.**

Adverse Reaction	Keytruda + Pemetrexed + Platinum chemotherapy n=405				Placebo + Pemetrexed + Platinum chemotherapy n=202			
	Any Grade n (%)	Grade 3 n (%)	Grade 4 n (%)	Grade 5 n (%)	Any Grade n (%)	Grade 3 n (%)	Grade 4 n (%)	Grade 5 n (%)
<b>Blood and lymphatic system disorders</b>								
Anemia	154 (38.0)	53 (13.1)	2 (0.5)	0	77 (38.1)	27 (13.4)	0	0
Febrile neutropenia	25 (6.2)	16 (4.0)	8 (2.0)	0	4 (2.0)	2 (1.0)	2 (1.0)	0
Leukopenia	22 (5.4)	6 (1.5)	2 (0.5)	0	12 (5.9)	1 (0.5)	0	0
Neutropenia	101 (24.9)	34 (8.4)	25 (6.2)	0	45 (22.3)	16 (7.9)	6 (3.0)	0
Pancytopenia	6 (1.5)	4 (1.0)	2 (0.5)	0	2 (1.0)	0	2 (1.0)	0
Thrombocytopenia	69 (17.0)	16 (4.0)	15 (3.7)	0	27 (13.4)	6 (3.0)	7 (3.5)	0
<b>Ear and labyrinth disorders</b>								
Tinnitus	9 (2.2)	0	0	0	9 (4.5)	0	0	0
<b>Endocrine disorders</b>								
Hyperthyroidism	13 (3.2)	0	0	0	6 (3.0)	0	0	0
Hypothyroidism	22 (5.4)	2 (0.5)	0	0	3 (1.5)	0	0	0
<b>Eye disorders</b>								
Dry eye	10 (2.5)	0	0	0	2 (1.0)	0	0	0
Eye pruritus	5 (1.2)	0	0	0	1 (0.5)	0	0	0
Lacrimation increased	51 (12.6)	0	0	0	14 (6.9)	0	0	0
Vision blurred	5 (1.2)	0	0	0	1 (0.5)	0	0	0
<b>Gastrointestinal disorders</b>								
Abdominal pain	10 (2.5)	1 (0.2)	0	0	4 (2.0)	1 (0.5)	0	0
Abdominal pain upper	9 (2.2)	0	0	0	0	0	0	0
Colitis	5 (1.2)	2 (0.5)	0	0	0	0	0	0
Constipation	67 (16.5)	0	0	0	24 (11.9)	0	0	0
Diarrhea	78 (19.3)	15 (3.7)	0	0	22 (10.9)	4 (2.0)	0	0
Dry mouth	7 (1.7)	0	0	0	2 (1.0)	0	0	0
Dyspepsia	15 (3.7)	0	0	0	3 (1.5)	0	0	0
Nausea	187 (46.2)	12 (3.0)	0	0	90 (44.6)	4 (2.0)	0	0
Stomatitis	26 (6.4)	2 (0.5)	0	0	15 (7.4)	1 (0.5)	0	0
Vomiting	74 (18.3)	7 (1.7)	0	0	39 (19.3)	4 (2.0)	0	0
<b>General disorders and administration site conditions</b>								
Asthenia	53 (13.1)	16 (4.0)	0	0	31 (15.3)	3 (1.5)	0	0

Adverse Reaction	Keytruda + Pemetrexed + Platinum chemotherapy n=405				Placebo + Pemetrexed + Platinum chemotherapy n=202			
	Any Grade n (%)	Grade 3 n (%)	Grade 4 n (%)	Grade 5 n (%)	Any Grade n (%)	Grade 3 n (%)	Grade 4 n (%)	Grade 5 n (%)
Fatigue	134 (33.1)	20 (4.9)	0	0	62 (30.7)	3 (1.5)	0	0
General physical health deterioration	7 (1.7)	4 (1.0)	0	0	2 (1.0)	2 (1.0)	0	0
Mucosal inflammation	30 (7.4)	3 (0.7)	0	0	14 (6.9)	1 (0.5)	0	0
Edema	7 (1.7)	0	0	0	2 (1.0)	0	0	0
Edema peripheral	27 (6.7)	0	0	0	12 (5.9)	0	0	0
Pyrexia	24 (5.9)	1 (0.2)	0	0	4 (2.0)	0	0	0
<b>Infections and infestations</b>								
Cellulitis	7 (1.7)	5 (1.2)	0	0	0	0	0	0
Conjunctivitis	20 (4.9)	1 (0.2)	0	0	10 (5.0)	0	0	0
Oral candidiasis	11 (2.7)	1 (0.2)	0	0	2 (1.0)	0	0	0
Pneumonia	7 (1.7)	3 (0.7)	0	1 (0.2)	1 (0.5)	0	0	1 (0.5)
Upper respiratory tract infection	6 (1.5)	2 (0.5)	0	0	0	0	0	0
Urinary tract infection	5 (1.2)	0	0	0	0	0	0	0
<b>Investigations</b>								
Alanine aminotransferase increased	38 (9.4)	2 (0.5)	0	0	16 (7.9)	3 (1.5)	0	0
Aspartate aminotransferase increased	28 (6.9)	0	0	0	10 (5.0)	1 (0.5)	0	0
Blood alkaline phosphatase increased	6 (1.5)	0	0	0	3 (1.5)	1 (0.5)	0	0
Blood creatinine increased	32 (7.9)	1 (0.2)	0	0	12 (5.9)	0	0	0
Blood thyroid stimulating hormone decreased	9 (2.2)	0	0	0	2 (1.0)	0	0	0
Blood thyroid stimulating hormone increased	5 (1.2)	0	0	0	1 (0.5)	0	0	0
Gamma-glutamyltransferase increased	8 (2.0)	2 (0.5)	1 (0.2)	0	4 (2.0)	1 (0.5)	0	0

Adverse Reaction	Keytruda + Pemetrexed + Platinum chemotherapy n=405				Placebo + Pemetrexed + Platinum chemotherapy n=202			
	Any Grade n (%)	Grade 3 n (%)	Grade 4 n (%)	Grade 5 n (%)	Any Grade n (%)	Grade 3 n (%)	Grade 4 n (%)	Grade 5 n (%)
Lymphocyte count decreased	8 (2.0)	1 (0.2)	0	0	4 (2.0)	0	1 (0.5)	0
Neutrophil count decreased	11 (2.7)	4 (1.0)	3 (0.7)	0	3 (1.5)	2 (1.0)	0	0
Platelet count decreased	10 (2.5)	3 (0.7)	2 (0.5)	0	0	0	0	0
Weight decreased	15 (3.7)	2 (0.5)	0	0	5 (2.5)	0	0	0
White blood cell count decreased	22 (5.4)	7 (1.7)	0	0	12 (5.9)	6 (3.0)	0	0
<b>Metabolism and nutrition disorders</b>								
Decreased appetite	84 (20.7)	4 (1.0)	0	0	42 (20.8)	1 (0.5)	0	0
Dehydration	8 (2.0)	3 (0.7)	0	0	4 (2.0)	1 (0.5)	0	0
Hypocalcemia	6 (1.5)	0	0	0	1 (0.5)	0	0	0
Hypokalemia	9 (2.2)	2 (0.5)	0	0	4 (2.0)	1 (0.5)	0	0
Hypomagnesemia	22 (5.4)	4 (1.0)	1 (0.2)	0	3 (1.5)	0	0	0
Hyponatremia	5 (1.2)	2 (0.5)	0	0	3 (1.5)	1 (0.5)	0	0
Hypophosphatemia	8 (2.0)	3 (0.7)	0	0	2 (1.0)	1 (0.5)	0	0
<b>Musculoskeletal and connective tissue disorders</b>								
Arthralgia	15 (3.7)	1 (0.2)	0	0	8 (4.0)	1 (0.5)	0	0
Muscular weakness	7 (1.7)	1 (0.2)	0	0	2 (1.0)	1 (0.5)	0	0
Myalgia	10 (2.5)	1 (0.2)	0	0	2 (1.0)	0	0	0
<b>Nervous system disorders</b>								
Dizziness	10 (2.5)	0	0	0	5 (2.5)	0	0	0
Dysgeusia	37 (9.1)	1 (0.2)	0	0	14 (6.9)	0	0	0
Headache	9 (2.2)	0	0	0	3 (1.5)	0	0	0
Hypoesthesia	5 (1.2)	0	0	0	0	0	0	0
Lethargy	7 (1.7)	0	0	0	1 (0.5)	0	0	0
Neuropathy peripheral	10 (2.5)	0	0	0	3 (1.5)	0	0	0
Paresthesia	12 (3.0)	0	0	0	6 (3.0)	0	0	0
Peripheral sensory neuropathy	7 (1.7)	0	0	0	2 (1.0)	0	0	0
<b>Renal and urinary disorders</b>								
Acute kidney injury	14 (3.5)	5 (1.2)	0	2 (0.5)	0	0	0	0
Renal failure	9 (2.2)	2 (0.5)	0	0	4 (2.0)	0	0	0
<b>Respiratory, thoracic and mediastinal disorders</b>								
Cough	8 (2.0)	0	0	0	5 (2.5)	0	0	0
Dyspnea	16 (4.0)	3 (0.7)	1 (0.2)	0	7 (3.5)	1 (0.5)	0	0
Epistaxis	10 (2.5)	0	0	0	3 (1.5)	0	0	0
Hiccups	12 (3.0)	0	0	0	2 (1.0)	0	0	0

Adverse Reaction	Keytruda + Pemetrexed + Platinum chemotherapy n=405				Placebo + Pemetrexed + Platinum chemotherapy n=202			
	Any Grade n (%)	Grade 3 n (%)	Grade 4 n (%)	Grade 5 n (%)	Any Grade n (%)	Grade 3 n (%)	Grade 4 n (%)	Grade 5 n (%)
Oropharyngeal pain	5 (1.2)	0	0	0	1 (0.5)	0	0	0
Pneumonitis	16 (4.0)	6 (1.5)	1 (0.2)	3 (0.7)	3 (1.5)	3 (1.5)	0	0
Rhinorrhea	12 (3.0)	0	0	0	4 (2.0)	0	0	0
<b>Skin and subcutaneous tissue disorders</b>								
Alopecia	20 (4.9)	0	0	0	9 (4.5)	0	0	0
Dermatitis acneiform	7 (1.7)	0	0	0	2 (1.0)	0	0	0
Dry skin	11 (2.7)	0	0	0	12 (5.9)	0	0	0
Erythema	10 (2.5)	0	0	0	2 (1.0)	0	0	0
Pruritus	37 (9.1)	0	0	0	12 (5.9)	0	0	0
Rash	51 (12.6)	5 (1.2)	0	0	17 (8.4)	3 (1.5)	0	0
Rash maculo- papular	8 (2.0)	0	0	0	7 (3.5)	1 (0.5)	0	0
Rash pruritic	5 (1.2)	0	0	0	1 (0.5)	0	0	0

Table 11 summarizes the treatment-related adverse events that occurred in at least 1% of patients with NSCLC treated with Keytruda in KEYNOTE-407. The most common treatment-related adverse events (reported in at least 20% of patients) were alopecia, anemia, neutropenia, nausea, thrombocytopenia, and diarrhea. The most common Grade 3-5 treatment-related adverse events for patients treated with Keytruda in KEYNOTE-407 were neutropenia (21.2%), anemia (13.7%), thrombocytopenia (6.5%), neutrophil count decreased (6.1%), and febrile neutropenia (5.0%).

Treatment was discontinued for treatment-related adverse events in 9.0% of the 278 patients receiving Keytruda, carboplatin and either paclitaxel or nab-paclitaxel and in 3.2% of the 280 patients receiving placebo, carboplatin and either paclitaxel or nab-paclitaxel. The most common treatment-related adverse events leading to study discontinuation (occurring in more than 3 patients) were pneumonitis (n=4) and sepsis (n=3). The median time to discontinuation for treatment-related adverse events was 1.9 months.

There were no new safety signals observed at the final analysis and therefore with additional follow-up, no meaningful changes occurred in the safety profile of pembrolizumab in combination with carboplatin and paclitaxel or nab-paclitaxel.

**Table 11: Treatment-Related Adverse Events (Incidence ≥ 1%) in Patients Treated with Keytruda in Combination with Carboplatin and Either Paclitaxel or Nab-paclitaxel, APaT Population in KEYNOTE-407.**

Adverse Reaction	Keytruda + Carboplatin + Paclitaxel or Nab-Paclitaxel n=278				Placebo + Carboplatin + Paclitaxel or Nab-Paclitaxel n=280			
	Any Grade n (%)	Grade 3 n (%)	Grade 4 n (%)	Grade 5 n (%)	Any Grade n (%)	Grade 3 n (%)	Grade 4 n (%)	Grade 5 n (%)
<b>Blood and lymphatic system disorders</b>								
Anemia	123 (44.2)	38 (13.7)	0	0	117 (41.8)	43 (15.4)	0	0
Febrile neutropenia	14 (5.0)	12 (4.3)	2 (0.7)	0	10 (3.6)	8 (2.9)	2 (0.7)	0
Leukopenia	23 (8.3)	8 (2.9)	4 (1.4)	0	19 (6.8)	12 (4.3)	0	0
Lymphopenia	5 (1.8)	1 (0.4)	1 (0.4)	0	4 (1.4)	2 (0.7)	0	0
Neutropenia	97 (34.9)	35 (12.6)	24 (8.6)	0	86 (30.7)	40 (14.3)	23 (8.2)	0
Thrombocytopenia	81 (29.1)	12 (4.3)	6 (2.2)	0	58 (20.7)	12 (4.3)	4 (1.4)	0
<b>Endocrine disorders</b>								
Hyperthyroidism	17 (6.1)	1 (0.4)	0	0	2 (0.7)	0	0	0
Hypothyroidism	16 (5.8)	0	0	0	3 (1.1)	0	0	0
<b>Gastrointestinal disorders</b>								
Abdominal pain	4 (1.4)	0	0	0	3 (1.1)	0	0	0
Abdominal pain upper	4 (1.4)	0	0	0	2 (0.7)	0	0	0
Colitis	6 (2.2)	4 (1.4)	2 (0.7)	0	3 (1.1)	2 (0.7)	0	0
Constipation	31 (11.2)	1 (0.4)	0	0	25 (8.9)	0	0	0
Diarrhea	61 (21.9)	8 (2.9)	0	0	47 (16.8)	4 (1.4)	0	0
Dry mouth	4 (1.4)	0	0	0	1 (0.4)	0	0	0
Gastroesophageal reflux disease	3 (1.1)	0	0	0	1 (0.4)	0	0	0
Nausea	85 (30.6)	2 (0.7)	0	0	71 (25.4)	3 (1.1)	0	0
Retching	3 (1.1)	0	0	0	0	0	0	0
Stomatitis	9 (3.2)	0	0	0	11 (3.9)	1 (0.4)	0	0
Vomiting	36 (12.9)	1 (0.4)	0	0	25 (8.9)	3 (1.1)	0	0
<b>General disorders and administration site conditions</b>								
Asthenia	46 (16.5)	3 (1.1)	0	0	41 (14.6)	6 (2.1)	0	0
Fatigue	54 (19.4)	7 (2.5)	0	0	52 (18.6)	6 (2.1)	1 (0.4)	0
Malaise	10 (3.6)	0	0	0	12 (4.3)	1 (0.4)	0	0
Mucosal inflammation	8 (2.9)	1 (0.4)	0	0	6 (2.1)	0	0	0
Edema peripheral	7 (2.5)	0	0	0	6 (2.1)	1 (0.4)	0	0
Pain	3 (1.1)	1 (0.4)	0	0	3 (1.1)	0	0	0
Pyrexia	8 (2.9)	2 (0.7)	0	0	11 (3.9)	0	0	0
<b>Hepatobiliary disorders</b>								
Autoimmune hepatitis	5 (1.8)	4 (1.4)	1 (0.4)	0	0	0	0	0

Adverse Reaction	Keytruda + Carboplatin + Paclitaxel or Nab-Paclitaxel n=278				Placebo + Carboplatin + Paclitaxel or Nab-Paclitaxel n=280			
	Any Grade n (%)	Grade 3 n (%)	Grade 4 n (%)	Grade 5 n (%)	Any Grade n (%)	Grade 3 n (%)	Grade 4 n (%)	Grade 5 n (%)
<b>Infections and infestations</b>								
Pneumonia	9 (3.2)	6 (2.2)	2 (0.7)	0	4 (1.4)	2 (0.7)	0	1 (0.4)
Rhinitis	3 (1.1)	0	0	0	0	0	0	0
Sepsis	4 (1.4)	0	0	3 (1.1)	0	0	0	0
Upper respiratory tract infection	3 (1.1)	0	0	0	2 (0.7)	0	0	0
Urinary tract infection	4 (1.4)	0	0	0	0	0	0	0
<b>Injury, poisoning and procedural complications</b>								
Infusion related reaction	4 (1.4)	2 (0.7)	1 (0.4)	0	3 (1.1)	0	1 (0.4)	0
<b>Investigations</b>								
Alanine aminotransferase increased	11 (4.0)	1 (0.4)	0	0	8 (2.9)	1 (0.4)	0	0
Aspartate aminotransferase increased	14 (5.0)	0	0	0	5 (1.8)	1 (0.4)	0	0
Blood alkaline phosphatase increased	6 (2.2)	0	0	4 (1.4)	0	0	0	0
Blood bilirubin increased	3 (1.1)	0	0	0	3 (1.1)	1 (0.4)	0	0
Blood creatinine increased	9 (3.2)	0	0	0	6 (2.1)	1 (0.4)	0	0
Lymphocyte count decreased	3 (1.1)	2 (0.7)	0	0	7 (2.5)	2 (0.7)	0	0
Neutrophil count decreased	24 (8.6)	5 (1.8)	12 (4.3)	0	28 (10.0)	12 (4.3)	12 (4.3)	0
Platelet count decreased	23 (8.3)	5 (1.8)	0	0	16 (5.7)	6 (2.1)	0	0
Weight decreased	10 (3.6)	1 (0.4)	0	0	8 (2.9)	1 (0.4)	0	0
White blood cell count decreased	30 (10.8)	7 (2.5)	4 (1.4)	0	28 (10.0)	10 (3.6)	0	0
<b>Metabolism and nutrition disorders</b>								
Decreased appetite	47 (16.9)	5 (1.8)	0	0	57 (20.4)	4 (1.4)	0	0
Dehydration	4 (1.4)	2 (0.7)	0	0	5 (1.8)	1 (0.4)	1 (0.4)	0
Hyperglycemia	3 (1.1)	0	0	0	1 (0.4)	0	0	0
Hypomagnesemia	15 (5.4)	1 (0.4)	0	0	9 (3.2)	2 (0.7)	0	0
Hyponatremia	6 (2.2)	5 (1.8)	0	0	4 (1.4)	0	1 (0.4)	0
Hypophosphatemia	4 (1.4)	1 (0.4)	0	0	4 (1.4)	1 (0.4)	0	0

Adverse Reaction	Keytruda + Carboplatin + Paclitaxel or Nab-Paclitaxel n=278				Placebo + Carboplatin + Paclitaxel or Nab-Paclitaxel n=280			
	Any Grade n (%)	Grade 3 n (%)	Grade 4 n (%)	Grade 5 n (%)	Any Grade n (%)	Grade 3 n (%)	Grade 4 n (%)	Grade 5 n (%)
<b>Musculoskeletal and connective tissue disorders</b>								
Arthralgia	36 (12.9)	1 (0.4)	0	0	24 (8.6)	2 (0.7)	0	0
Bone pain	4 (1.4)	0	0	0	5 (1.8)	0	0	0
Musculoskeletal pain	5 (1.8)	1 (0.4)	0	0	5 (1.8)	0	0	0
Myalgia	32 (11.5)	2 (0.7)	0	0	26 (9.3)	1 (0.4)	0	0
Pain in extremity	8 (2.9)	0	0	0	12 (4.3)	0	0	0
<b>Nervous system disorders</b>								
Dizziness	6 (2.2)	0	0	0	7 (2.5)	0	0	0
Dysgeusia	23 (8.3)	0	0	0	7 (2.5)	0	0	0
Headache	7 (2.5)	0	0	0	7 (2.5)	0	0	0
Hypoesthesia	6 (2.2)	0	0	0	4 (1.4)	0	0	0
Lethargy	4 (1.4)	0	0	0	0	0	0	0
Neuropathy peripheral	55 (19.8)	3 (1.1)	0	0	37 (13.2)	2 (0.7)	0	0
Neurotoxicity	7 (2.5)	0	0	0	2 (0.7)	0	0	0
Paresthesia	15 (5.4)	1 (0.4)	0	0	13 (4.6)	1 (0.4)	0	0
Peripheral motor neuropathy	3 (1.1)	0	0	0	4 (1.4)	0	0	0
Peripheral sensory neuropathy	31 (11.2)	0	0	0	36 (12.9)	2 (0.7)	0	0
Polyneuropathy	6 (2.2)	1 (0.4)	0	0	5 (1.8)	1 (0.4)	0	0
<b>Psychiatric disorders</b>								
Insomnia	4 (1.4)	0	0	0	0	0	0	0
<b>Renal and urinary disorders</b>								
Acute kidney injury	5 (1.8)	1 (0.4)	0	0	4 (1.4)	2 (0.7)	0	1 (0.4)
<b>Respiratory, thoracic and mediastinal disorders</b>								
Dyspnea	4 (1.4)	0	0	0	5 (1.8)	0	0	0
Epistaxis	11 (4.0)	0	0	0	9 (3.2)	1 (0.4)	0	0
Hiccups	11 (4.0)	0	0	0	4 (1.4)	0	0	0
Interstitial lung disease	3 (1.1)	0	0	0	2 (0.7)	1 (0.4)	1 (0.4)	0
Pneumonitis	11 (4.0)	4 (1.4)	0	1 (0.4)	3 (1.1)	0	0	0
<b>Skin and subcutaneous tissue disorders</b>								
Alopecia	126 (45.3)	1 (0.4)	0	0	100 (35.7)	3 (1.1)	0	0
Dry skin	9 (3.2)	0	0	0	5 (1.8)	1 (0.4)	0	0
Pruritus	29 (10.4)	0	0	0	15 (5.4)	0	0	0
Rash	28 (10.1)	0	0	0	20 (7.1)	0	0	0
Rash maculo-papular	6 (2.2)	0	0	0	3 (1.1)	0	0	0
Rash papular	3 (1.1%)	0	0	0	0	0	0	0

Adverse Reaction	Keytruda + Carboplatin + Paclitaxel or Nab-Paclitaxel n=278				Placebo + Carboplatin + Paclitaxel or Nab-Paclitaxel n=280			
	Any Grade n (%)	Grade 3 n (%)	Grade 4 n (%)	Grade 5 n (%)	Any Grade n (%)	Grade 3 n (%)	Grade 4 n (%)	Grade 5 n (%)
<b>Vascular disorders</b>								
Hot flush	3 (1.1)	0	0	0	0	0	0	0
Hypotension	5 (1.8)	2 (0.7)	0	0	7 (2.5)	3 (1.1)	0	0

Table 12 summarizes the treatment-related adverse events that occurred in at least 1% of patients with NSCLC treated with Keytruda in KEYNOTE-010. Clinically important adverse events regardless of the investigator assessment of causality occurring in patients receiving Keytruda were fatigue (25%), diarrhea (14%), asthenia (11%) and pyrexia (11%). The most common treatment-related adverse events (reported in at least 10% of patients) were fatigue, decreased appetite, rash, and nausea. The most common Grade 3-5 treatment-related adverse events for patients treated with Keytruda in KEYNOTE-010 were pneumonitis (1.8%) and fatigue (1.5%).

In KEYNOTE-010, the adverse reaction profile was similar for the 2 mg/kg and 10 mg/kg dose, therefore summary safety results are provided in a pooled analysis (n=682). Treatment was discontinued for treatment-related adverse events in 5% of patients receiving Keytruda. The most common treatment-related adverse event resulting in permanent discontinuation of Keytruda was pneumonitis (1.8%, n=12). The median time to discontinuation for treatment-related adverse events was 2.5 months. Treatment-related adverse events leading to interruption of Keytruda occurred in 13% of patients; the most common ( $\geq 1\%$ ) were fatigue (1.2%) and decreased appetite (1%).

**Table 12: Treatment-Related Adverse Events (incidence  $\geq 1\%$ ) Keytruda Treatment Groups Combined, APaT Population in KEYNOTE-010.**

Adverse Reaction	Keytruda 2 or 10 mg/kg every 3 weeks n=682				Docetaxel 75 mg/m <sup>2</sup> every 3 weeks n=309			
	Any Grade n (%)	Grade 3 n (%)	Grade 4 n (%)	Grade 5 n (%)	Any Grade n (%)	Grade 3 n (%)	Grade 4 n (%)	Grade 5 n (%)
<b>Blood and lymphatic system disorders</b>								
Anemia	24 (3.5)	4 (0.6)	0	0	40 (12.9)	5 (1.6)	0	0
<b>Endocrine disorders</b>								
Hyperthyroidism	25 (3.7)	1 (0.1)	0	0	0	0	0	0
Hypothyroidism	48 (7.0)	0	0	0	1 (0.3)	0	0	0
<b>Eye disorders</b>								
Dry eye	10 (1.5)	0	0	0	1 (0.3)	0	0	0
<b>Gastrointestinal disorders</b>								
Abdominal pain	7 (1.0)	0	0	0	4 (1.3)	0	0	0
Constipation	23 (3.4)	0	0	0	14 (4.5)	0	0	0
Diarrhea	46 (6.7)	2 (0.3)	0	0	56 (18.1)	6 (1.9)	1 (0.3)	0
Dry mouth	8 (1.2)	0	0	0	3 (1.0)	0	0	0
Nausea	68 (10.0)	3 (0.4)	0	0	45 (14.6)	1 (0.3)	0	0
Stomatitis	20 (2.9)	1 (0.1)	0	0	43 (13.9)	3 (1.0)	0	0

Adverse Reaction	Keytruda 2 or 10 mg/kg every 3 weeks n=682				Docetaxel 75 mg/m <sup>2</sup> every 3 weeks n=309			
	Any Grade n (%)	Grade 3 n (%)	Grade 4 n (%)	Grade 5 n (%)	Any Grade n (%)	Grade 3 n (%)	Grade 4 n (%)	Grade 5 n (%)
Vomiting	25 (3.7)	1 (0.1)	0	0	24 (7.8)	2 (0.6)	0	0
<b>General disorders and administration site conditions</b>								
Asthenia	39 (5.7)	3 (0.4)	0	0	35 (11.3)	6 (1.9)	0	0
Fatigue	95(13.9)	10 (1.5)	0	0	76 (24.9)	11 (3.6)	0	0
Influenza like illness	7 (1.0)	0	0	0	0	0	0	0
Malaise	14 (2.1)	0	0	0	11 (3.6)	0	0	0
Edema peripheral	9 (1.3)	0	0	0	21 (6.8)	0	0	0
Pyrexia	24 (3.5)	1 (0.1)	0	0	17 (5.5)	1 (0.3)	0	0
<b>Infections and infestations</b>								
Pneumonia	10 (1.5)	4 (0.6)	0	2 (0.3)	5 (1.6)	2 (0.6)	2 (0.6)	0
<b>Investigations</b>								
Alanine aminotransferase increased	24 (3.5)	3 (0.4)	0	0	4 (1.3)	0	0	0
Aspartate aminotransferase increased	17 (2.5)	2 (0.3)	0	0	3 (1.0)	0	0	0
Blood alkaline phosphatase increased	11 (1.6)	2 (0.3)	0	0	2 (0.6)	0	0	0
Blood creatinine increased	13 (1.9)	0	0	0	0	0	0	0
Blood thyroid stimulating hormone increased	7 (1.0)	0	0	0	0	0	0	0
Weight decreased	15 (2.2)	1 (0.1)	0	0	2 (0.6)	0	0	0
<b>Metabolism and nutrition disorders</b>								
Decreased appetite	79 (11.6)	4 (0.6)	0	0	49 (15.9)	3 (1.0)	0	0
Hypertriglyceridemia	10 (1.5)	2 (0.3)	2 (0.3)	0	0	0	0	0
<b>Musculoskeletal and connective tissue disorders</b>								
Arthralgia	32 (4.7)	2 (0.3)	0	0	18 (5.8)	0 (0.0)	0	0
Back pain	9 (1.3)	1 (0.1)	0	0	0	0	0	0
Musculoskeletal pain	8 (1.2)	0	0	0	4 (1.3)	0	0	0
Myalgia	19 (2.8)	0	0	0	29 (9.4)	0	0	0
<b>Nervous system disorders</b>								
Dizziness	11 (1.6)	0	0	0	5 (1.6)	1 (0.3)	0	0
Dysgeusia	11 (1.6)	0	0	0	16 (5.2)	0	0	0
Headache	14 (2.1)	0	0	0	2 (0.6)	0	0	0

Adverse Reaction	Keytruda 2 or 10 mg/kg every 3 weeks n=682				Docetaxel 75 mg/m <sup>2</sup> every 3 weeks n=309			
	Any Grade n (%)	Grade 3 n (%)	Grade 4 n (%)	Grade 5 n (%)	Any Grade n (%)	Grade 3 n (%)	Grade 4 n (%)	Grade 5 n (%)
<b>Respiratory, thoracic and mediastinal disorders</b>								
Cough	11 (1.6)	0	0	0	3 (1.0)	0	0	0
Dyspnea	21 (3.1)	4 (0.6)	0	0	13 (4.2)	4 (1.3)	0	0
Pneumonitis	26 (3.8)	5 (0.7)	4 (0.6)	3 (0.4)	3 (1.0)	1 (0.3)	0	0
<b>Skin and subcutaneous tissue disorders</b>								
Dry skin	18 (2.6)	0	0	0	4 (1.3)	0	0	0
Pruritus	57 (8.4)	0	0	0	5 (1.6)	1 (0.3)	0	0
Rash	73 (10.7)	2 (0.3)	0	0	14 (4.5)	0	0	0
Rash maculo-papular	9 (1.3)	1 (0.1)	0	0	0	0	0	0

### Adjuvant Therapy for Resected NSCLC

Table 13 summarizes the treatment-related adverse events that occurred in at least 1% of patients with resected NSCLC treated with Keytruda in KEYNOTE-091. The most common treatment-related adverse events (reported in at least 10 % of patients) were hypothyroidism, pruritus, diarrhea, and fatigue.

Serious treatment-related adverse events occurred in 12% of patients receiving Keytruda; the most common (incidence  $\geq$ 1%) were pneumonitis (n = 12, 2.1%) and diarrhea (n = 6, 1%). Two fatal adverse reactions of myocarditis occurred.

Keytruda was discontinued for treatment-related adverse events in 16.9 % of patients in KEYNOTE-091. The most common ( $\geq$ 1%) treatment-related adverse events leading to study drug discontinuation were pneumonitis (n=21, 3.6%) and diarrhea (n=7, 1.2%). The median time to discontinuation for treatment-related adverse events was 3.0 months.

**Table 13: Treatment-Related Adverse Events (Incidence  $\geq$  1%) in Patients Treated with Keytruda in APaT Population in KEYNOTE-091.**

Adverse Reaction	Keytruda 200 mg every 3 weeks N=580			Placebo N=581		
	Any Grade n (%)	Grade 3 n (%)	Grade 4 n (%)	Any Grade n (%)	Grade 3 n (%)	Grade 4 n (%)
<b>Blood and lymphatic system disorders</b>						
Anemia	12 (2.1)	2 (0.3)	0 (0.0)	2 (0.3)	0 (0.0)	0 (0.0)
<b>Endocrine disorders</b>						
Adrenal Insufficiency	9 (1.6)	4 (0.7)	0 (0.0)	0 (0.0)	0 (0.0)	0 (0.0)
Hyperthyroidism	54 (9.3)	1 (0.2)	0 (0.0)	15 (2.6)	0 (0.0)	0 (0.0)
Hypophysitis	6 (1.0)	3 (0.5)	0 (0.0)	0 (0.0)	0 (0.0)	0 (0.0)
Hypothyroidism	114 (19.7)	1 (0.2)	0 (0.0)	19 (3.3)	0 (0.0)	0 (0.0)
<b>Gastrointestinal disorders</b>						
Colitis	13 (2.2)	3 (0.5)	0 (0.0)	2 (0.3)	1 (0.2)	0 (0.0)

Adverse Reaction	Keytruda 200 mg every 3 weeks N=580			Placebo N=581		
	Any Grade n (%)	Grade 3 n (%)	Grade 4 n (%)	Any Grade n (%)	Grade 3 n (%)	Grade 4 n (%)
Constipation	7 (1.2)	0 (0.0)	0 (0.0)	8 (1.4)	0 (0.0)	0 (0.0)
Diarrhea	74 (12.8)	6 (1.0)	0 (0.0)	47 (8.1)	1 (0.2)	0 (0.0)
Dry mouth	11 (1.9)	0 (0.0)	0 (0.0)	2 (0.3)	0 (0.0)	0 (0.0)
Nausea	29 (5.0)	1 (0.2)	0 (0.0)	14 (2.4)	0 (0.0)	0 (0.0)
Stomatitis	13 (2.2)	0 (0.0)	0 (0.0)	11 (1.9)	0 (0.0)	0 (0.0)
Vomiting	9 (1.6)	0 (0.0)	0 (0.0)	6 (1.0)	0 (0.0)	0 (0.0)
<b>General disorders and administration site conditions</b>						
Asthenia	26 (4.5)	2 (0.3)	0 (0.0)	18 (3.1)	0 (0.0)	0 (0.0)
Fatigue	61 (10.5)	1 (0.2)	0 (0.0)	53 (9.1)	3 (0.5)	0 (0.0)
Edema peripheral	6 (1.0)	1 (0.2)	0 (0.0)	5 (0.9)	0 (0.0)	0 (0.0)
Pyrexia	5 (0.9)	0 (0.0)	0 (0.0)	7 (1.2)	0 (0.0)	0 (0.0)
<b>Infections and infestations</b>						
Rash pustular	6 (1.0)	1 (0.2)	0 (0.0)	2 (0.3)	0 (0.0)	0 (0.0)
<b>Investigations</b>						
Alanine aminotransferase increased	33 (5.7)	4 (0.7)	0 (0.0)	24 (4.1)	2 (0.3)	0 (0.0)
Aspartate aminotransferase increased	24 (4.1)	2 (0.3)	0 (0.0)	18 (3.1)	1 (0.2)	0 (0.0)
Blood creatinine increased	13 (2.2)	0 (0.0)	0 (0.0)	10 (1.7)	0 (0.0)	0 (0.0)
Blood thyroid stimulating hormone increased	7 (1.2)	1 (0.2)	0 (0.0)	6 (1.0)	0 (0.0)	0 (0.0)
Gamma-glutamyltransferase increased	7 (1.2)	1 (0.2)	1 (0.2)	5 (0.9)	1 (0.2)	0 (0.0)
Weight increased	9 (1.6)	0 (0.0)	0 (0.0)	10 (1.7)	1 (0.2)	0 (0.0)
<b>Metabolism and nutrition disorders</b>						
Decreased appetite	22 (3.8)	0 (0.0)	0 (0.0)	10 (1.7)	0 (0.0)	0 (0.0)
<b>Musculoskeletal and connective tissue disorders</b>						
Arthralgia	52 (9.0)	3 (0.5)	0 (0.0)	29 (5.0)	1 (0.2)	0 (0.0)
Arthritis	10 (1.7)	3 (0.5)	0 (0.0)	4 (0.7)	0 (0.0)	0 (0.0)
Back pain	3 (0.5)	0 (0.0)	0 (0.0)	6 (1.0)	0 (0.0)	0 (0.0)
Myalgia	21 (3.6)	2 (0.3)	0 (0.0)	6 (1.0)	0 (0.0)	0 (0.0)
Pain in extremity	4 (0.7)	0 (0.0)	0 (0.0)	8 (1.4)	0 (0.0)	0 (0.0)
<b>Nervous system disorders</b>						
Headache	12 (2.1)	0 (0.0)	0 (0.0)	7 (1.2)	0 (0.0)	0 (0.0)
Paresthesia	4 (0.7)	0 (0.0)	0 (0.0)	11 (1.9)	0 (0.0)	0 (0.0)

Adverse Reaction	Keytruda 200 mg every 3 weeks N=580			Placebo N=581		
	Any Grade n (%)	Grade 3 n (%)	Grade 4 n (%)	Any Grade n (%)	Grade 3 n (%)	Grade 4 n (%)
Peripheral sensory neuropathy	13 (2.2)	0 (0.0)	0 (0.0)	8 (1.4)	0 (0.0)	0 (0.0)
<b>Respiratory, thoracic and mediastinal disorders</b>						
Cough	14 (2.4)	1 (0.2)	0 (0.0)	12 (2.1)	0 (0.0)	0 (0.0)
Dyspnea	18 (3.1)	2 (0.3)	0 (0.0)	8 (1.4)	0 (0.0)	0 (0.0)
Pneumonitis	33 (5.7)	5 (0.9)	2 (0.3)	12 (2.1)	3 (0.5)	0 (0.0)
<b>Skin and subcutaneous tissue disorders</b>						
Dermatitis acneiform	12 (2.1)	1 (0.2)	0 (0.0)	6 (1.0)	0 (0.0)	0 (0.0)
Dry skin	18 (3.1)	0 (0.0)	0 (0.0)	14 (2.4)	0 (0.0)	0 (0.0)
Eczema	7 (1.2)	0 (0.0)	0 (0.0)	1 (0.2)	0 (0.0)	0 (0.0)
Pruritus	104 (17.9)	1 (0.2)	0 (0.0)	60 (10.3)	2 (0.3)	0 (0.0)
Psoriasis	6 (1.0)	2 (0.3)	0 (0.0)	2 (0.3)	0 (0.0)	0 (0.0)
Rash	35 (6.0)	2 (0.3)	0 (0.0)	17 (2.9)	0 (0.0)	0 (0.0)
Rash maculo-papular	38 (6.6)	3 (0.5)	0 (0.0)	13 (2.2)	0 (0.0)	0 (0.0)

### Hodgkin Lymphoma

Table 14 summarizes the treatment-related adverse events that occurred in at least 1% of patients with Hodgkin Lymphoma in KEYNOTE-204 (See [14 CLINICAL TRIALS](#)). The median duration of exposure to Keytruda and brentuximab vedotin was 10 months (range: 1 day to 2.2 years) and 4.8 months (range: 1 day to 2.2 years), respectively. The most common adverse events (reported in at least 10% of patients treated with Keytruda) were hypothyroidism, pyrexia and pruritus. The most common Grade 3-5 treatment-related adverse events for patients treated with Keytruda in KEYNOTE-204 were thrombocytopenia (4.1%), neutropenia (2.0%) and pneumonitis (2.0%).

Serious adverse events occurred in 30% of patients who received Keytruda. Serious adverse events in  $\geq 1\%$  included pneumonitis, pneumonia, pyrexia, myocarditis, acute kidney injury, febrile neutropenia, and sepsis. Three patients (2%) died from causes other than disease progression: two from complications after allogeneic HSCT, and one from unknown cause.

Keytruda was discontinued for adverse events in 14% of patients with Hodgkin Lymphoma; 7% of patients discontinued treatment due to pneumonitis. Dosage interruption of Keytruda due to an adverse event occurred in 30% of patients. Adverse events which required dosage interruption in  $\geq 3\%$  of patients were upper respiratory tract infection, pneumonitis, transaminase increase, and pneumonia.

Thirty-eight percent of patients had an adverse event requiring systemic corticosteroid therapy.

**Table 14: Treatment-Related Adverse Events Occurring in ≥ 1% of Patients with Hodgkin Lymphoma in KEYNOTE-204.**

Adverse Event	Keytruda 200 mg every 3 weeks N=148			Brentuximab vedotin 1.8 mg/kg every 3 weeks N=152		
	Any Grade n (%)	Grade 3 n (%)	Grade 4 / Grade 5 n (%)	Any Grade n (%)	Grade 3 n (%)	Grade 4 n (%)
<b>Blood and lymphatic system disorders</b>						
Anemia	1 (0.7)	1 (0.7)	0	7 (4.6)	1 (0.7)	0
Immune thrombocytopenic purpura	3 (2.0)	0	2 (1.4)	0	0	0
Leukopenia	0	0	0	4 (2.6)	3 (2.0)	0
Lymphopenia	4 (2.7)	0	0	2 (1.3)	0	0
Neutropenia	5 (3.4)	3 (2.0)	0	15 (9.9)	8 (5.3)	3 (2.0)
Thrombocytopenia	6 (4.1)	2 (1.4)	0	5 (3.3)	0	0
<b>Cardiac disorders</b>						
Myocarditis	2 (1.4)	0	1 (0.7)	0	0	0
<b>Endocrine disorders</b>						
Hyperthyroidism	8 (5.4)	0	0	0	0	0
Hypothyroidism	23 (15.5)	0	0	2 (1.3)	0	0
Thyroiditis	2 (1.4)	0	0	0	0	0
<b>Gastrointestinal disorders</b>						
Abdominal pain	3 (2.0)	1 (0.7)	0	4 (2.6)	0	0
Constipation	3 (2.0)	0	0	8 (5.3)	0	0
Diarrhea	14 (9.5)	2 (1.4)	0	7 (4.6)	0	0
Dyspepsia	2 (1.4)	0	0	4 (2.6)	0	0
Nausea	6 (4.1)	0	0	20 (13.2)	0	0
Stomatitis	1 (0.7)	0	0	3 (2.0)	0	0
Vomiting	6 (4.1)	1 (0.7)	0	15 (9.9)	0	0
<b>General disorders and administration site conditions</b>						
Asthenia	3 (2.0)	0	0	2 (1.3)	0	0
Chest pain	2 (1.4)	0	0	1 (0.7)	0	0
Chills	7 (4.7)	0	0	2 (1.3)	0	0
Fatigue	13 (8.8)	0	0	16 (10.5)	0	0
Feeling Cold	2 (1.4)	0	0	0	0	0
Edema Peripheral	2 (1.4)	0	0	0	0	0
Pain	1 (0.7)	0	0	2 (1.3)	0	0
Pyrexia	19 (12.8)	1 (0.7)	0	9 (5.9)	0	0
<b>Infections and infestations</b>						
Ear Infection	2 (1.4)	0	0	1 (0.7)	0	0
Herpes zoster	1 (0.7)	0	0	3 (2.0)	0	0
Nasopharyngitis	2 (1.4)	0	0	1 (0.7)	0	0
Pneumonia	3 (2.0)	2 (1.4)	0 Gr 5: 1 (0.7)	5 (3.3)	2 (1.3)	0

Adverse Event	Keytruda 200 mg every 3 weeks N=148			Brentuximab vedotin 1.8 mg/kg every 3 weeks N=152		
	Any Grade n (%)	Grade 3 n (%)	Grade 4 / Grade 5 n (%)	Any Grade n (%)	Grade 3 n (%)	Grade 4 n (%)
Rhinitis	1 (0.7)	0	0	2 (1.3)	0	0
Upper respiratory tract infection	5 (3.4)	0	0	4 (2.6)	0	0
<b>Injury, poisoning and procedural complications</b>						
Infusion related reaction	5 (3.4)	0	0	12 (7.9)	3 (2.0)	0
<b>Investigations</b>						
Alanine aminotransferase increased	5 (3.4)	0	0	6 (3.9)	1 (0.7)	0
Aspartate aminotransferase increased	6 (4.1)	0	0	5 (3.3)	1 (0.7)	0
Blood alkaline phosphate increased	3 (2.0)	0	0	3 (2.0)	0	0
Blood Creatinine increased	2 (1.4)	0	0	2 (1.3)	0	0
Blood thyroid stimulating hormone decreased	4 (2.7)	0	0	0	0	0
Blood Thyroid Stimulating Hormone increased	3 (2.0)	0	0	0	0	0
Gamma-glutamyltransferase increased	1 (0.7)	1 (0.7)	0	2 (1.3)	1 (0.7)	0
Neutrophil count decreased	3 (2.0)	1 (0.7)	0	10 (6.6)	6 (3.9)	1 (0.7)
Tri-iodothyronine free increased	2 (1.4)	0	0	0	0	0
Weight decreased	2 (1.4)	0	0	4 (2.6)	0	0
<b>Metabolism and nutrition disorders</b>						
Decreased appetite	6 (4.1)	0	0	6 (3.9)	0	0
<b>Musculoskeletal and connective tissue disorders</b>						
Arthralgia	7 (4.7)	0	0	7 (4.6)	0	0
Back pain	2 (1.4)	0	0	4 (2.6)	0	0
Bone pain	0	0	0	2 (1.3)	0	0
Muscle spasms	1 (0.7)	0	0	2 (1.3)	0	0
Musculoskeletal pain	4 (2.7)	0	0	2 (1.3)	0	0
Myalgia	1 (0.7)	0	0	5 (3.3)	0	0
Neck pain	0	0	0	3 (2.0)	0	0

Adverse Event	Keytruda 200 mg every 3 weeks N=148			Brentuximab vedotin 1.8 mg/kg every 3 weeks N=152		
	Any Grade n (%)	Grade 3 n (%)	Grade 4 / Grade 5 n (%)	Any Grade n (%)	Grade 3 n (%)	Grade 4 n (%)
Pain in extremity	4 (2.7)	0	0	4 (2.6)	0	0
<b>Neoplasms benign, malignant and unspecified</b>						
Tumour flare	2 (1.4)	1 (0.7)	0	0	0	0
<b>Nervous system disorders</b>						
Headache	3 (2.0)	0	0	4 (2.6)	0	0
Hypoesthesia	0	0	0	2 (1.3)	0	0
Neuropathy peripheral	3 (2.0)	1 (0.7)	0	28 (18.4)	5 (3.3)	0
Paresthesia	2 (1.4)	0	0	10 (6.6)	2 (1.3)	0
Peripheral motor neuropathy	0	0	0	4 (2.6)	-0	0
Peripheral sensorimotor neuropathy	0	0	0	4 (2.6)	1 (0.7)	0
-Peripheral sensory neuropathy	3 (2.0)	0	0	20 (13.2)	2 (1.3)	0
<b>Psychiatric disorders</b>						
Confusional state	2 (1.4)	0	0	0	0	0
<b>Renal and urinary disorders</b>						
Acute kidney injury	2 (1.4)	0	2 (1.4)	0	0	0
Hematuria	2 (1.4)	0	0	1 (0.7)	0	0
Leukocyturia	0	0	0	2 (1.3)	0	0
<b>Respiratory, thoracic and mediastinal disorders</b>						
Cough	5 (3.4)	0	0	5 (3.3)	0	0
Dyspnea exertional	3 (2.0)	0	0	0	0	0
Interstitial lung disease	3 (2.0)	2 (1.4)	0	1 (0.7)	1 (0.7)	0
Nasal congestion	3 (2.0)	0	0	0	0	0
Oropharyngeal pain	4 (2.7)	0	0	1 (0.7)	0	0
Pleural effusion	2 (1.4)	0	0	0	0	0
Pneumonitis	12 (8.1)	3 (2.0)	3 (2.0)	1 (0.7)	1 (0.7)	0
Productive cough	1 (0.7)	0	0	3 (2.0)	0	0
<b>Skin and subcutaneous tissue disorders</b>						
Alopecia	1 (0.7)	0	0	7 (4.6)	0	0
Dermatitis acneiform	2 (1.4)	0	0	1 (0.7)	0	0
Dermatitis allergic	2 (1.4)	0	0	0	0	0
Dry skin	1 (0.7)	0	0	2 (1.3)	0	0
Eczema	3 (2.0)	0	0	1 (0.7)	1 (0.7)	0
Erythema	3 (2.0)	0	0	2 (1.3)	0	0
Pruritus	16 (10.8)	0	0	8 (5.3)	0	0
Rash	8 (5.4)	0	0	7 (4.6)	0	0
Rash maculo-papular	3 (2.0)	0	0	4 (2.6)	0	0
Urticaria	2 (1.4)	1 (0.7)	0	0	0	0

Of 14 patients in KEYNOTE-013 who proceeded to allogeneic HSCT after treatment with pembrolizumab, 6 patients reported acute GVHD and 1 patient reported chronic GVHD, none of which were fatal. Two patients experienced hepatic VOD, one of which was fatal. One patient experienced engraftment syndrome post-transplant.

Of 32 patients in KEYNOTE-087 who proceeded to allogeneic HSCT after treatment with pembrolizumab, 16 patients reported acute GVHD and 7 patients reported chronic GVHD, two of which were fatal. No patients experienced hepatic VOD. No patients experienced engraftment syndrome post-transplant.

Of 14 patients in KEYNOTE-204 who proceeded to allogeneic HSCT after treatment with pembrolizumab, 8 patients reported acute GVHD and 3 patients reported chronic GVHD, none of which were fatal. No patients experienced hepatic VOD. One patient experienced engraftment syndrome post-transplant.

Of the 389 patients in the Hodgkin Lymphoma Safety Data set, 6 (1.5%) patients reported Cytokine release syndrome (CRS) following treatment with Keytruda. One patient experienced a Grade 3 CRS reaction.

#### Primary Mediastinal B-cell Lymphoma (PMBCL)

Table 15 summarizes the treatment-related adverse events that occurred in at least 1% of patients with PMBCL treated with Keytruda in KEYNOTE-170. The most common adverse event (reported in at least 10% of patients) was neutropenia.

Keytruda was discontinued for treatment-related adverse events in 2.0% (1/49) of patients with PMBCL: increased AST after one dose of Keytruda.

**Table 15: Treatment-Related Adverse Events Occurring in ≥ 1% of Patients with PMBCL treated with Keytruda in KEYNOTE-170.**

Adverse Event	Keytruda 200 mg every 3 weeks N=49	
	Any Grade n (%)	Grade 3/Grade 4 n (%)
<b>Blood and lymphatic system disorders</b>		
Neutropenia	9 (18.4)	5 (10.2) Grade 4: 1 (2.0)
Anemia	1 (2.0)	0
Leukopenia	1 (2.0)	0
<b>Cardiac disorders</b>		
Pericarditis	1 (2.0)	0
<b>Endocrine disorders</b>		
Hypothyroidism	3 (6.1)	0
Hyperthyroidism	1 (2.0)	0
Thyroiditis	1 (2.0)	0

Adverse Event	Keytruda 200 mg every 3 weeks N=49	
	Any Grade n (%)	Grade 3/Grade 4 n (%)
<b>Gastrointestinal disorders</b>		
Abdominal pain	1 (2.0)	0
Diarrhea	1 (2.0)	0
Nausea	1 (2.0)	0
<b>General disorders and administration site conditions</b>		
Fatigue	2 (4.1)	0
Pyrexia	3 (6.1)	0
Asthenia	3 (6.1)	1 (2.0) 0
<b>Hepatobiliary disorders</b>		
Hepatic necrosis	1 (2.0)	0
<b>Infections and infestations</b>		
Clostridium difficile infection	1 (2.0)	1 (2.0) 0
Herpes zoster	1 (2.0)	0
Pneumonia	1 (2.0)	1 (2.0) 0
Upper respiratory tract infection	1 (2.0)	0
Vulvovaginal mycotic infection	1 (2.0)	0
<b>Investigations</b>		
Alanine aminotransferase increased	1 (2.0)	0
Aspartate aminotransferase increased	2 (4.1)	1 (2.0) 0
Hepatic enzyme increased	1 (2.0)	1 (2.0) 0
White blood cell count decreased	1 (2.0)	0
<b>Metabolism and nutrition disorders</b>		
Hyperglycemia	1 (2.0)	0
<b>Musculoskeletal and connective tissue disorders</b>		
Myalgia	2 (4.1)	0
Arthralgia	1 (2.0)	0
Back pain	1 (2.0)	0
Muscle spasms	1 (2.0)	0
<b>Neoplasm benign, malignant and unspecified (includes cysts and polyps)</b>		
Tumour flare	1 (2.0)	1 (2.0) 0
<b>Nervous system disorders</b>		
Paresthesia	1 (2.0)	0
<b>Psychiatric disorders</b>		
Fear	1 (2.0)	0
<b>Respiratory, thoracic and mediastinal disorders</b>		
Pleural effusion	1 (2.0)	0
Respiratory disorder	1 (2.0)	0
<b>Skin and subcutaneous tissue disorders</b>		
Erythema	1 (2.0)	0
Dermatitis allergic	1 (2.0)	0
Swelling Face	1 (2.0)	0

Two deaths due to adverse events regardless of relationship to therapy were reported among the 49 patients with PMBCL in KEYNOTE-170. Causes of death for these patients were *Aspergillus* infection and myocardial infarction.

There were no new safety signals observed at the final safety analysis (n=53 patients) of KEYNOTE-170 and therefore, with additional follow-up, no meaningful changes occurred in the safety profile of Keytruda.

### Urothelial Carcinoma

Table 16 summarizes the treatment-related adverse events that occurred in at least 1% of patients with urothelial carcinoma treated with Keytruda in KEYNOTE-045. The most common treatment-related adverse events (reported in at least 10% of patients) were pruritus, fatigue and nausea. Fifteen percent of patients had  $\geq$  Grade 3 treatment-related adverse events. The most common  $\geq$  Grade 3 adverse reactions (occurring in more than 2 patients) were: pneumonitis (n=4); diarrhea (n=3); fatigue (n=3); and aspartate aminotransferase increase (n=3).

Keytruda was discontinued for treatment-related adverse events in 5.6% of patients in KEYNOTE-045. The most common treatment-related adverse event leading to study drug discontinuation (occurring in more than 2 patients) was: pneumonitis (n=5). The median time to discontinuation for treatment-related adverse events was 0.7 months.

**Table 16: Treatment-Related Adverse Events Occurring in  $\geq$  1% of Patients with Urothelial Carcinoma treated with Keytruda in KEYNOTE-045.**

Adverse Reaction	Keytruda 200 mg every 3 weeks n=266				Chemotherapy n=255			
	Any Grade n (%)	Grade 3 n (%)	Grade 4 n (%)	Grade 5 n (%)	Any Grade n (%)	Grade 3 n (%)	Grade 4 n (%)	Grade 5 n (%)
<b>Blood and lymphatic system disorders</b>								
Anemia	9 (3.4)	2 (0.8)	0 (0)	0 (0)	63 (24.7)	20 (7.8)	0 (0)	0 (0)
<b>Endocrine disorders</b>								
Hyperthyroidism	10 (3.8)	0 (0)	0 (0)	0 (0)	0 (0)	0 (0)	0 (0)	0 (0)
Hypothyroidism	15 (5.6)	0 (0)	0 (0)	0 (0)	0 (0)	0 (0)	0 (0)	0 (0)
<b>Gastrointestinal disorders</b>								
Abdominal pain	4 (1.5)	0 (0)	0 (0)	0 (0)	10 (3.9)	0 (0)	0 (0)	0 (0)
Colitis	5 (1.9)	2 (0.8)	0 (0)	0 (0)	1 (0.4)	0 (0)	0 (0)	0 (0)
Constipation	6 (2.3)	0 (0)	0 (0)	0 (0)	52 (20.4)	7 (2.7)	0 (0)	0 (0)
Diarrhea	24 (9.0)	3 (1.1)	0 (0)	0 (0)	33 (12.9)	1 (0.4)	1 (0.4)	0 (0)
Dry mouth	4 (1.5)	0 (0)	0 (0)	0 (0)	2 (0.8)	0 (0)	0 (0)	0 (0)
Flatulence	3 (1.1)	0 (0)	0 (0)	0 (0)	1 (0.4)	0 (0)	0 (0)	0 (0)
Nausea	29 (10.9)	1 (0.4)	0 (0)	0 (0)	62 (24.3)	4 (1.6)	0 (0)	0 (0)
Stomatitis	4 (1.5)	1 (0.4)	0 (0)	0 (0)	21 (8.2)	1 (0.4)	0 (0)	0 (0)
Vomiting	12 (4.5)	0 (0)	0 (0)	0 (0)	25 (9.8)	1 (0.4)	0 (0)	0 (0)
<b>General disorders and administration site conditions</b>								
Asthenia	15 (5.6)	1 (0.4)	0 (0)	0 (0)	36 (14.1)	7 (2.7)	0 (0)	0 (0)
Chills	3 (1.1)	0 (0)	0 (0)	0 (0)	4 (1.6)	0 (0)	0 (0)	0 (0)
Fatigue	37 (13.9)	3 (1.1)	0 (0)	0 (0)	71 (27.8)	11 (4.3)	0 (0)	0 (0)

Adverse Reaction	Keytruda 200 mg every 3 weeks n=266				Chemotherapy n=255			
	Any Grade n (%)	Grade 3 n (%)	Grade 4 n (%)	Grade 5 n (%)	Any Grade n (%)	Grade 3 n (%)	Grade 4 n (%)	Grade 5 n (%)
Influenza like illness	3 (1.1)	0 (0)	0 (0)	0 (0)	3 (1.2)	0 (0)	0 (0)	0 (0)
Malaise	4 (1.5)	0 (0)	0 (0)	0 (0)	8 (3.1)	0 (0)	0 (0)	0 (0)
Mucosal inflammation	3 (1.1)	1 (0.4)	0 (0)	0 (0)	17 (6.7)	2 (0.8)	0 (0)	0 (0)
Pyrexia	17 (6.4)	0 (0)	0 (0)	0 (0)	8 (3.1)	1 (0.4)	0 (0)	0 (0)
<b>Infections and infestations</b>								
Urinary Tract Infection	3 (1.1)	0 (0)	0 (0)	0 (0)	8 (3.1)	3 (1.2)	1 (0.4)	0 (0)
<b>Investigations</b>								
Alanine aminotransferase increased	9 (3.4)	2 (0.8)	0 (0)	0 (0)	3 (1.2)	0 (0)	0 (0)	0 (0)
Aspartate aminotransferase increased	7 (2.6)	3 (1.1)	0 (0)	0 (0)	2 (0.8)	0 (0)	0 (0)	0 (0)
Blood alkaline phosphatase increased	3 (1.1)	1 (0.4)	0 (0)	0 (0)	1 (0.4)	0 (0)	0 (0)	0 (0)
Blood thyroid stimulating hormone increased	3 (1.1)	0 (0)	0 (0)	0 (0)	0 (0.0)	0 (0.0)	0 (0)	0 (0)
Gamma-glutamyl transferase increased	3 (1.1)	2 (0.8)	0 (0)	0 (0)	1 (0.4)	0 (0)	0 (0)	0 (0)
Platelet count decreased	3 (1.1)	1 (0.4)	0 (0)	0 (0)	7 (2.7)	2 (0.8)	1 (0.4)	0 (0)
Weight decreased	4 (1.5)	0 (0)	0 (0)	0 (0)	8 (3.1)	0 (0)	0 (0)	0 (0)
<b>Metabolism and nutrition disorders</b>								
Decreased appetite	23 (8.6)	0 (0)	0 (0)	0 (0)	41 (16.1)	3 (1.2)	0 (0)	0 (0)
Hyperglycemia	3 (1.1)	1 (0.4)	0 (0)	0 (0)	0 (0.0)	0 (0.0)	0 (0)	0 (0)
<b>Musculoskeletal and connective tissue disorders</b>								
Arthralgia	8 (3.0)	0 (0)	0 (0)	0 (0)	17 (6.7)	0 (0)	0 (0)	0 (0)
Back pain	3 (1.1)	0 (0)	0 (0)	0 (0)	2 (0.8)	0 (0)	0 (0)	0 (0)
Muscle spasms	3 (1.1)	0 (0)	0 (0)	0 (0)	1 (0.4)	0 (0)	0 (0)	0 (0)
Musculoskeletal chest pain	3 (1.1)	0 (0)	0 (0)	0 (0)	0 (0.0)	0 (0.0)	0 (0)	0 (0)
Myalgia	8 (3.0)	1 (0.4)	0 (0)	0 (0)	12 (4.7)	0 (0)	0 (0)	0 (0)
Pain in extremity	3 (1.1)	0 (0)	0 (0)	0 (0)	13 (5.1)	1 (0.4)	0 (0)	0 (0)

Adverse Reaction	Keytruda 200 mg every 3 weeks n=266				Chemotherapy n=255			
	Any Grade n (%)	Grade 3 n (%)	Grade 4 n (%)	Grade 5 n (%)	Any Grade n (%)	Grade 3 n (%)	Grade 4 n (%)	Grade 5 n (%)
<b>Nervous system disorders</b>								
Dizziness	6 (2.3)	0 (0)	0 (0)	0 (0)	7 (2.7)	1 (0.4)	0 (0)	0 (0)
Dysgeusia	3 (1.1)	0 (0)	0 (0)	0 (0)	14 (5.5)	0 (0)	0 (0)	0 (0)
Headache	4 (1.5)	1 (0.4)	0 (0)	0 (0)	8 (3.1)	0 (0)	0 (0)	0 (0)
<b>Psychiatric disorders</b>								
Insomnia	3 (1.1)	0 (0)	0 (0)	0 (0)	5 (2.0)	0 (0)	0 (0)	0 (0)
<b>Respiratory, thoracic and mediastinal disorders</b>								
Cough	7 (2.6)	0 (0)	0 (0)	0 (0)	2 (0.8)	0 (0)	0 (0)	0 (0)
Dyspnea	7 (2.6)	0 (0)	0 (0)	0 (0)	6 (2.4)	1 (0.4)	0 (0)	0 (0)
Dyspnea exertional	5 (1.9)	0 (0)	0 (0)	0 (0)	4 (1.6)	0 (0)	0 (0)	0 (0)
Pneumonitis	9 (3.4)	3 (1.1)	0 (0)	1 (0.4)	0 (0.0)	0 (0.0)	0 (0)	0 (0)
<b>Skin and subcutaneous tissue disorders</b>								
Dermatitis acneiform	3 (1.1)	0 (0)	0 (0)	0 (0)	2 (0.8)	0 (0)	0 (0)	0 (0)
Dry skin	6 (2.3)	0 (0)	0 (0)	0 (0)	7 (2.7)	0 (0)	0 (0)	0 (0)
Erythema	4 (1.5)	0 (0)	0 (0)	0 (0)	5 (2.0)	0 (0)	0 (0)	0 (0)
Pruritus	52 (19.5)	0 (0)	0 (0)	0 (0)	7 (2.7)	1 (0.4)	0 (0)	0 (0)
Rash	22 (8.3)	1 (0.4)	0 (0)	0 (0)	9 (3.5)	0 (0)	0 (0)	0 (0)
Rash maculo- papular	6 (2.3)	0 (0)	0 (0)	0 (0)	2 (0.8)	0 (0)	0 (0)	0 (0)
Urticaria	5 (1.9)	0 (0)	0 (0)	0 (0)	1 (0.4)	0 (0)	0 (0)	0 (0)
<b>Vascular Disorders</b>								
Hypertension	3 (1.1)	1 (0.4)	0 (0)	0 (0)	1 (0.4)	0 (0)	0 (0)	0 (0)

Table 17 summarizes the treatment-related adverse events that occurred in at least 1% of patients with urothelial carcinoma treated with Keytruda in KEYNOTE-052. The most common adverse events (reported in at least 10% of patients) were fatigue, pruritus, rash, decreased appetite and hypothyroidism. Twenty percent of patients had  $\geq$  Grade 3 treatment-related adverse events. The most common  $\geq$  Grade 3 treatment-related adverse events (occurring in more than 1% of patients) were: fatigue (n=8; 2.2%); colitis (n=6; 1.6%); blood alkaline phosphatase increased (n=5; 1.4%); muscular weakness (n=5; 1.4%); pneumonitis (n=4; 1.1%); diarrhea (n=4; 1.1%); and aspartate aminotransferase increased (n=4; 1.1%).

Keytruda was discontinued for treatment-related adverse events in 9.7% of patients in KEYNOTE-052. The most common treatment-related adverse events leading to study drug discontinuation (occurring in more than 2 patients) were: pneumonitis (n=5, 1.4%); colitis (n=3, 0.8%); and diarrhea (n=3, 0.8%). The median time to discontinuation for treatment-related adverse events was 4.2 months.

**Table 17: Treatment-Related Adverse Events Occurring in ≥ 1% of Patients with Urothelial Carcinoma Treated with Keytruda (KEYNOTE-052).**

Adverse Reaction	Keytruda 200 mg once every three weeks N=370		
	All Grades n (%)	Grade 3 n (%)	Grade 4 n (%)
<b>Blood and lymphatic system disorders</b>			
Anemia	9 (2.4)	1 (0.3)	0
Thrombocytopenia	4 (1.1)	0	0
<b>Endocrine disorders</b>			
Hyperthyroidism	9 (2.4)	0	0
Hypothyroidism	37 (10.0)	0	0
<b>Gastrointestinal disorders</b>			
Abdominal pain	5 (1.4)	0	0
Colitis	9 (2.4)	5 (1.4)	1 (0.3)
Constipation	11 (3.0)	1 (0.3)	0
Diarrhea	34 (9.2)	4 (1.1)	0
Dry mouth	11 (3.0)	0	0
Nausea	32 (8.6)	1 (0.3)	0
Vomiting	13 (3.5)	0	0
<b>General disorders and administration site conditions</b>			
Asthenia	15 (4.1)	2 (0.5)	1 (0.3)
Chills	10 (2.7)	0	0
Fatigue	67 (18.1)	8 (2.2)	0
Influenza like illness	11 (3.0)	0	0
Edema peripheral	11 (3.0)	0	0
Pyrexia	14 (3.8)	1 (0.3)	0
<b>Investigations</b>			
Alanine aminotransferase increased	14 (3.8)	3 (0.8)	0
Aspartate aminotransferase increased	15 (4.1)	4 (1.1)	0
Blood alkaline phosphatase increased	8 (2.2)	5 (1.4)	0
Blood bilirubin increased	6 (1.6)	1 (0.3)	0
Blood creatinine increased	9 (2.4)	1 (0.3)	0
Blood thyroid stimulating hormone increased	4 (1.1)	0	0
Weight decreased	10 (2.7)	1 (0.3)	0
<b>Metabolism and nutrition disorders</b>			
Decreased appetite	39 (10.5)	1 (0.3)	1 (0.3)
Dehydration	4 (1.1)	2 (0.5)	0
Hyperglycemia	5 (1.4)	3 (0.8)	0
Hyponatremia	8 (2.2)	2 (0.5)	0

Adverse Reaction	Keytruda 200 mg once every three weeks N=370		
	All Grades n (%)	Grade 3 n (%)	Grade 4 n (%)
<b>Musculoskeletal and connective tissue disorders</b>			
Arthralgia	10 (2.7)	1 (0.3)	0
Arthritis	8 (2.2)	2 (0.5)	0
Muscular weakness	6 (1.6)	5 (1.4)	0
Myalgia	7 (1.9)	0	0
<b>Nervous system disorders</b>			
Dizziness	6 (1.6)	1 (0.3)	0
Dysgeusia	13 (3.5)	0	0
Lethargy	6 (1.6)	0	0
<b>Respiratory, thoracic and mediastinal disorders</b>			
Cough	12 (3.2)	0	0
Dyspnea	8 (2.2)	0	0
Pneumonitis	13 (3.5)	4 (1.1)	0
<b>Skin and subcutaneous tissue disorders</b>			
Dermatitis acneiform	4 (1.1)	0	0
Dry skin	6 (1.6)	0	0
Erythema	4 (1.1)	0	0
Pruritus	66 (17.8)	2 (0.5)	0
Pruritus generalized	5 (1.4)	1 (0.3)	0
Psoriasis	5 (1.4)	0	0
Rash	44 (11.9)	2 (0.5)	0
Rash macular	4 (1.1)	0	0
Rash maculo-papular	15 (4.1)	1 (0.3)	0
Rash pruritic	6 (1.6)	0	0

Grade 5 adverse events (adverse events leading to death) occurred in 24 (6.5%) patients. The fatal events were urosepsis (n=4, 1.1%), pneumonia (n=3, 0.8%), sepsis (n=2, 0.5%), death (unknown cause, n=2, 0.5%) and others which were reported in 1 subject each: septic shock; clostridium difficile infection; ischemic cardiomyopathy; cerebrovascular accident; embolism; duodenal obstruction; large intestine perforation; colonic fistula; multiple organ dysfunction syndrome; type 2 diabetes mellitus; myositis; acute kidney injury; chronic kidney disease; renal failure; aspiration; and respiratory failure. One of the deaths (myositis) was considered to be related to the treatment by the investigator.

Table 18 summarizes the treatment-related adverse events that occurred in at least 1% of patients with BCG-unresponsive high-risk NMIBC treated with Keytruda in KEYNOTE-057, 96 of whom had BCG-unresponsive carcinoma in situ (CIS) with or without papillary tumours. The most common adverse events (reported in at least 10% of patients) were fatigue, pruritus and diarrhea. Fourteen percent of patients had  $\geq$  Grade 3 treatment-related adverse events. The most common  $\geq$  Grade 3 treatment-related adverse events (occurring in more than 1% of patients) were: hyponatremia (n=3; 2.0%), adrenocorticotrophic hormone deficiency (n=2; 1.4%), colitis (n=2; 1.4%), and arthralgia (n=2; 1.4%).

Serious treatment-related adverse events occurred in 11% of patients receiving Keytruda. Serious treatment-related adverse events in  $\geq 1\%$  of patients receiving Keytruda included colitis (2.0%), and adrenocorticotrophic hormone deficiency (1.4%).

Keytruda was discontinued for treatment-related adverse events in 9.5 % of patients in KEYNOTE-057. The most common treatment-related adverse event leading to study drug discontinuation (occurring in 2 patients or more) was: pneumonitis (n=2; 1.4%). The median time to discontinuation for treatment-related adverse events was 3.76 months.

Treatment-related adverse events leading to interruption of Keytruda occurred in 12% of patients; the most common ( $\geq 1\%$ ) were diarrhea (3.4%), arthralgia (1.4%), alanine aminotransferase increased (1.4%), and hyponatremia (1.4%).

**Table 18: Treatment-Related Adverse Events Occurring in  $\geq 1\%$  of Patients with High-Risk NMIBC Treated with Keytruda in KEYNOTE-057.**

Adverse Reaction	Keytruda 200 mg once every three weeks N=148		
	All Grades n (%)	Grade 3 n (%)	Grade 4 n (%)
<b>Endocrine disorders</b>			
Adrenocorticotrophic hormone deficiency	2 (1.4)	2 (1.4)	0
Hyperthyroidism	9 (6.1)	0	0
Hypothyroidism	14 (9.5)	0	0
<b>Gastrointestinal disorders</b>			
Abdominal pain	2 (1.4)	0	0
Colitis	3 (2.0)	2 (1.4)	0
Constipation	4 (2.7)	0	0
Diarrhea	16 (10.8)	1 (0.7)	0
Dry mouth	4 (2.7)	0	0
Nausea	6 (4.1)	0	0
Vomiting	2 (1.4)	0	0
<b>General disorders and administration site conditions</b>			
Asthenia	5 (3.4)	0	0
Fatigue	20 (13.5)	0	0
Influenza like illness	2 (1.4)	0	0
Malaise	3 (2.0)	1 (0.7)	0
Pyrexia	4 (2.7)	0	0
<b>Hepatobiliary disorders</b>			
Hepatic function abnormal	2 (1.4)	1 (0.7)	0
<b>Investigations</b>			
Alanine aminotransferase increased	6 (4.1)	0	0
Aspartate aminotransferase increased	5 (3.4)	0	0
Blood alkaline phosphatase increased	2 (1.4)	0	0
Blood thyroid stimulating hormone decreased	3 (2.0)	0	0

Adverse Reaction	Keytruda 200 mg once every three weeks N=148		
	All Grades n (%)	Grade 3 n (%)	Grade 4 n (%)
Lymphocyte count decreased	2 (1.4)	1 (0.7)	0
Weight decreased	2 (1.4)	0	0
<b>Metabolism and nutrition disorders</b>			
Hyponatremia	3 (2.0)	2 (1.4)	1 (0.7)
Hypophosphatemia	2 (1.4)	1 (0.7)	0
<b>Musculoskeletal and connective tissue disorders</b>			
Arthralgia	8 (5.4)	2 (1.4)	0
Myalgia	3 (2.0)	0	0
<b>Nervous system disorders</b>			
Neuropathy peripheral	3 (2.0)	0	0
<b>Renal and urinary disorders</b>			
Hematuria	2 (1.4)	0	0
<b>Respiratory, thoracic and mediastinal disorders</b>			
Cough	2 (1.4)	0	0
Pneumonitis	3 (2.0)	0	0
<b>Skin and subcutaneous tissue disorders</b>			
Dermatitis	2 (1.4)	1 (0.7)	0
Dry skin	2 (1.4)	0	0
Erythema	2 (1.4)	0	0
Pruritus	18 (12.2)	1 (0.7)	0
Rash	7 (4.7)	0	0
Rash erythematous	2 (1.4)	0	0
Rash maculo-papular	8 (5.4)	0	0
Rash pruritic	3 (2.0)	0	0

### Colorectal Cancer

Table 19 summarizes the treatment-related adverse events that occurred in at least 1% of patients with MSI-H or dMMR colorectal carcinoma treated with Keytruda in KEYNOTE-177. The most common treatment-related adverse events (reported in at least 10% of patients) were diarrhea, fatigue, pruritus, nausea, aspartate aminotransferase increased, rash, hypothyroidism and arthralgia. Twenty two percent of patients had  $\geq$  Grade 3 treatment-related adverse events. The most common  $\geq$  Grade 3 adverse reactions (occurring in more than 2 patients) were: alanine aminotransferase increase (n=3); colitis (n=3); diarrhea (n=3); and fatigue (n=3).

Keytruda was discontinued for treatment-related adverse events in 9.8% of patients in KEYNOTE-177. The most common treatment-related adverse events leading to study drug discontinuation (occurring in more than 1 patient) were: alanine aminotransferase increase (n=2); autoimmune colitis (n=2); colitis (n=2); and hepatitis (n=2). The median time to discontinuation for treatment-related adverse events was 6.3 months.

**Table 19: Treatment-Related Adverse Events Occurring in ≥ 1% of Patients with MSI-H or dMMR Colorectal Carcinoma treated with Keytruda in KEYNOTE-177.**

Adverse Reaction	Keytruda 200 mg every 3 weeks n=153			Chemotherapy n=143		
	Any Grade n (%)	Grade 3 n (%)	Grade 4 n (%)	Any Grade n (%)	Grade 3 n (%)	Grade 4 n (%)
<b>Blood and lymphatic system disorders</b>						
Anemia	9 (5.9)	2 (1.3)	0	17 (11.9)	7 (4.9)	0
Thrombocytopenia	2 (1.3)	0	1 (0.7)	7 (4.9)	1 (0.7)	0
<b>Endocrine disorders</b>						
Adrenal insufficiency	2 (1.3)	1 (0.7)	0	0	0	0
Hyperthyroidism	4 (2.6)	0	0	0	0	0
Hypophysitis	2 (1.3)	0	0	0	0	0
Hypothyroidism	16 (10.5)	0	0	0	0	0
<b>Eye disorders</b>						
Dry eye	6 (3.9)	0	0	2 (1.4)	0	0
Ocular hyperemia	2 (1.3)	0	0	0	0	0
<b>Gastrointestinal disorders</b>						
Abdominal pain	6 (3.9)	0	0	10 (7.0)	1 (0.7)	0
Abdominal pain upper	4 (2.6)	0	0	3 (2.1)	1 (0.7)	0
Anal Incontinence	2 (1.3)	0	0	1 (0.7)	0	0
Autoimmune Colitis	2 (1.3)	1 (0.7)	1 (0.7)	0	0	0
Colitis	8 (5.2)	2 (1.3)	1 (0.7)	0	0	0
Constipation	2 (1.3)	0	0	10 (7.0)	0	0
Diarrhea	38 (24.8)	3 (2.0)	0	75 (52.4)	13 (9.1)	1 (0.7)
Dry mouth	11 (7.2)	0	0	6 (4.2)	0	0
Dyspepsia	2 (1.3)	0	0	6 (4.2)	0	0
Flatulence	2 (1.3)	0	0	3 (2.1)	0	0
Gastroesophageal reflux disease	2 (1.3)	0	0	1 (0.7)	0	0
Nausea	19 (12.4)	0	0	79 (55.2)	3 (2.1)	0
Stomatitis	8 (5.2)	0	0	43 (30.1)	6 (4.2)	0
Vomiting	5 (3.3)	0	0	40 (28.0)	5 (3.5)	0
<b>General disorders and administration site conditions</b>						
Asthenia	11 (7.2)	0	0	25 (17.5)	5 (3.5)	0
Chest pain	2 (1.3)	0	0	0	0	0
Chills	3 (2.0)	0	0	2 (1.4)	0	0
Fatigue	32 (20.9)	3 (2.0)	0	63 (44.1)	13 (9.1)	0
Influenza like illness	3 (2.0)	0	0	1 (0.7)	0	0
Malaise	7 (4.6)	0	0	7 (4.9)	0	0
Mucosal Inflammation	4 (2.6)	0	0	25 (17.5)	1 (0.7)	0
Edema peripheral	7 (4.6)	0	0	3 (2.1)	0	0
Pyrexia	11 (7.2)	1 (0.7)	0	7 (4.9)	0	0
Xerosis	4 (2.6)	0	0	1 (0.7)	0	0
<b>Hepatobiliary Disorder</b>						
Hepatitis	2 (1.3)	2 (1.3)	0	0	0	0

Adverse Reaction	Keytruda 200 mg every 3 weeks n=153			Chemotherapy n=143		
	Any Grade n (%)	Grade 3 n (%)	Grade 4 n (%)	Any Grade n (%)	Grade 3 n (%)	Grade 4 n (%)
<b>Injury, poisoning and procedural complications</b>						
Infusion related reaction	2 (1.3)	0	0	7 (4.9)	1 (0.7)	0
<b>Investigations</b>						
Alanine aminotransferase increased	15 (9.8)	3 (2.0)	0	10 (7.0)	1 (0.7)	0
Aspartate aminotransferase increased	17 (11.1)	2 (1.3)	0	7 (4.9)	1 (0.7)	0
Blood alkaline phosphatase increased	12 (7.8)	1 (0.7)	0	3 (2.1)	0	0
Blood bilirubin increased	3 (2.0)	0	0	0	0	0
Blood thyroid stimulating hormone increased	2 (1.3)	0	0	0	0	0
Gamma-glutamyltransferase increased	3 (2.0)	1 (0.7)	1 (0.7)	2 (1.4)	0	0
Hemoglobin decreased	3 (2.0)	0	0	1 (0.7)	0	0
Lymphocyte count decreased	3 (2.0)	0	0	3 (2.1)	2 (1.4)	0
Platelet count decreased	2 (1.3)	0	0	9 (6.3)	1 (0.7)	0
Weight decreased	3 (2.0)	0	0	8 (5.6)	0	0
<b>Metabolism and nutrition disorders</b>						
Decreased appetite	12 (7.8)	0	0	49 (34.3)	3 (2.1)	0
Dehydration	3 (2.0)	0	0	5 (3.5)	2 (1.4)	0
Hyperglycemia	3 (2.0)	1 (0.7)	0	2 (1.4)	0	0
Hypokalemia	3 (2.0)	1 (0.7)	0	8 (5.6)	4 (2.8)	0
Hyponatremia	2 (1.3)	2 (1.3)	0	1 (0.7)	0	1 (0.7)
<b>Musculoskeletal and connective tissue disorders</b>						
Arthralgia	16 (10.5)	0	0	2 (1.4)	0	0
Arthritis	3 (2.0)	1 (0.7)	0	0	0	0
Bursitis	2 (1.3)	0	0	0	0	0
Muscle spasms	2 (1.3)	0	0	2 (1.4)	0	0
Musculoskeletal pain	6 (3.9)	0	0	0	0	0
Myalgia	3 (2.0)	1 (0.7)	0	2 (1.4)	0	0
Pain in extremity	4 (2.6)	0	0	2 (1.4)	0	0
Tendon disorder	2 (1.3)	0	0	0	0	0
<b>Nervous system disorders</b>						
Dizziness	4 (2.6)	0	0	15 (10.5)	0	0
Dysgeusia	2 (1.3)	0	0	13 (9.1)	0	0
Headache	3 (2.0)	0	0	6 (4.2)	0	0
<b>Renal and urinary disorders</b>						
Acute kidney injury	2 (1.3)	1 (0.7)	0	2 (1.4)	2 (1.4)	0
Proteinuria	2 (1.3)	0	0	10 (7.0)	2 (1.4)	0

Adverse Reaction	Keytruda 200 mg every 3 weeks n=153			Chemotherapy n=143		
	Any Grade n (%)	Grade 3 n (%)	Grade 4 n (%)	Any Grade n (%)	Grade 3 n (%)	Grade 4 n (%)
<b>Respiratory, thoracic and mediastinal disorders</b>						
Cough	2 (1.3)	0	0	2 (1.4)	0	0
Dyspnea	4 (2.6)	0	0	6 (4.2)	0	0
Pneumonitis	5 (3.3)	0	0	0	0	0
<b>Skin and subcutaneous tissue disorders</b>						
Alopecia	5 (3.3)	0	0	28 (19.6)	0	0
Dermatitis acneiform	3 (2.0)	0	0	7 (4.9)	0	1 (0.7)
Dry skin	7 (4.6)	0	0	10 (7.0)	0	0
Erythema	3 (2.0)	0	0	3 (2.1)	0	0
Hyperhidrosis	4 (2.6)	0	0	3 (2.1)	0	0
Nail disorder	2 (1.3)	0	0	1 (0.7)	0	0
Night sweats	2 (1.3)	0	0	1 (0.7)	0	0
Pruritus	21 (13.7)	0	0	7 (4.9)	1 (0.7)	0
Psoriasis	4 (2.6)	2 (1.3)	0	0	0	0
Rash	17 (11.1)	1 (0.7)	0	11 (7.7)	1 (0.7)	0
Rash maculo-papular	5 (3.3)	1 (0.7)	0	2 (1.4)	1 (0.7)	0
<b>Vascular disorders</b>						
Hot flush	2 (1.3)	0	0	1 (0.7)	0	0
Hypotension	2 (1.3)	0	0	1 (0.7)	0	0

### Microsatellite Instability-High Cancer (MSI-H)

Table 20 summarizes the treatment-related adverse events that occurred in at least 1% of patients with MSI-H cancers treated with Keytruda in KEYNOTE-158 (adult patients with various types of solid tumours previously treated and who had progressed with no satisfactory alternative treatment options) and KEYNOTE-164 (adult patients with previously treated unresectable or metastatic colorectal cancer). The most common adverse events (reported in at least 10% of patients) were pruritus, fatigue, diarrhea, and arthralgia. Fourteen percent of patients had  $\geq$  Grade 3 adverse events. The most common  $\geq$  Grade 3 adverse events (occurring in more than 2 patients) were: alanine aminotransferase increased (n=5, 1.0%), fatigue (n=4, 0.8%), gamma-glutamyltransferase increased (n=4, 0.8%), hyperglycaemia (n=4, 0.8%), pneumonitis (n=4, 0.8%), aspartate aminotransferase increased (n=3, 0.6%), blood alkaline phosphatase increased (n=3, 0.6%), lipase increased (n=3, 0.6%), pancreatitis (n=3, 0.6%).

Keytruda was discontinued for treatment-related adverse events in 7.0% of patients with MSI-H cancers. The most common treatment-related adverse events leading to study drug discontinuation (occurring in 2 or more patients) were: pneumonitis (n=5, 1.0%), alanine aminotransferase increased (n=3, 0.6%), aspartate aminotransferase increased (n=3, 0.6%), hepatitis (n=3, 0.6%), interstitial lung disease (n=3, 0.6%), drug-induced liver injury (n=2, 0.4%), Guillain-Barre syndrome (n=2, 0.4%), transaminases increased (n=2, 0.4%). The median time to discontinuation for treatment-related adverse events was 8.3 months.

**Table 20: Treatment-Related Adverse Events Occurring in ≥ 1% of Patients with MSI-H Cancer treated with Keytruda in KEYNOTE-158 and KEYNOTE-164.**

Adverse Event	Keytruda 200 mg every 3 weeks n=497		
	Any Grade n (%)	Grade 3 n (%)	Grade 4* n (%)
<b>Blood and lymphatic system disorders</b>			
Anemia	11 (2.2)	0 (0.0)	1 (0.2)
Lymphopenia	7 (1.4)	1 (0.2)	0 (0.0)
Neutropenia	9 (1.8)	0 (0.0)	0 (0.0)
Thrombocytopenia	6 (1.2)	1 (0.2)	0 (0.0)
<b>Endocrine disorders</b>			
Hyperthyroidism	21 (4.2)	1 (0.2)	0 (0.0)
Hypothyroidism	48 (9.7)	0 (0.0)	0 (0.0)
<b>Eye disorders</b>			
Dry eye	7 (1.4)	0 (0.0)	0 (0.0)
<b>Gastrointestinal disorders</b>			
Abdominal pain	10 (2.0)	1 (0.2)	0 (0.0)
Colitis	10 (2.0)	2 (0.4)	0 (0.0)
Constipation	7 (1.4)	0 (0.0)	0 (0.0)
Diarrhea	60 (12.1)	2 (0.4)	0 (0.0)
Dry mouth	12 (2.4)	0 (0.0)	0 (0.0)
Nausea	37 (7.4)	0 (0.0)	0 (0.0)
Stomatitis	9 (1.8)	0 (0.0)	0 (0.0)
Vomiting	15 (3.0)	0 (0.0)	0 (0.0)
<b>General disorders and administration site conditions</b>			
Asthenia	46 (9.3)	2 (0.4)	0 (0.0)
Edema peripheral	10 (2.0)	1 (0.2)	0 (0.0)
Fatigue	66 (13.3)	4 (0.8)	0 (0.0)
Pyrexia	15 (3.0)	0 (0.0)	0 (0.0)
Xerosis	7 (1.4)	0 (0.0)	0 (0.0)
<b>Injury, poisoning and procedural complications</b>			
Infusion related reaction	5 (1.0)	0 (0.0)	0 (0.0)
<b>Investigations</b>			
Alanine aminotransferase increased	23 (4.6)	4 (0.8)	1 (0.2)
Amylase increased	5 (1.0)	1 (0.2)	0 (0.0)
Aspartate aminotransferase increased	20 (4.0)	3 (0.6)	0 (0.0)
Blood alkaline phosphatase increased	6 (1.2)	3 (0.6)	0 (0.0)
Blood creatinine increased	6 (1.2)	0 (0.0)	0 (0.0)
Blood thyroid stimulating hormone increased	6 (1.2)	0 (0.0)	0 (0.0)
Gamma-glutamyltransferase increased	5 (1.0)	4 (0.8)	0 (0.0)
Hemoglobin decreased	5 (1.0)	1 (0.2)	0 (0.0)
Lipase increased	5 (1.0)	3 (0.6)	0 (0.0)
Lymphocyte count decreased	9 (1.8)	2 (0.4)	0 (0.0)

Adverse Event	Keytruda 200 mg every 3 weeks n=497		
	Any Grade n (%)	Grade 3 n (%)	Grade 4* n (%)
<b>Metabolism and nutrition disorders</b>			
Decreased appetite	19 (3.8)	0 (0.0)	0 (0.0)
Hyperglycaemia	7 (1.4)	4 (0.8)	0 (0.0)
<b>Musculoskeletal and connective tissue disorders</b>			
Arthralgia	57 (11.5)	1 (0.2)	0 (0.0)
Muscle spasms	8 (1.6)	0 (0.0)	0 (0.0)
Myalgia	17 (3.4)	0 (0.0)	0 (0.0)
Pain in extremity	7 (1.4)	0 (0.0)	0 (0.0)
<b>Nervous system disorders</b>			
Headache	13 (2.6)	0 (0.0)	0 (0.0)
<b>Respiratory, thoracic and mediastinal disorders</b>			
Dyspnea	10 (2.0)	0 (0.0)	0 (0.0)
Interstitial lung disease	5 (1.0)	0 (0.0)	0 (0.0)
Pneumonitis	11 (2.2)	4 (0.8)	0 (0.0)
<b>Skin and subcutaneous tissue disorders</b>			
Dry skin	17 (3.4)	0 (0.0)	0 (0.0)
Pruritus	72 (14.5)	0 (0.0)	0 (0.0)
Psoriasis	6 (1.2)	0 (0.0)	0 (0.0)
Rash	37 (7.4)	2 (0.4)	0 (0.0)
Rash maculo-papular	20 (4.0)	0 (0.0)	0 (0.0)
*No Grade 5 treatment-related adverse events were reported to occur in $\geq 1\%$ of patients with MSI-H cancer			

### Endometrial Carcinoma (Not MSI-H or not dMMR)

The safety of Keytruda administered in combination with lenvatinib was evaluated in KEYNOTE-146, a single-arm, multicenter, open-label trial in 94 patients with endometrial carcinoma whose tumours had progressed following at least one line of platinum-based chemotherapy in any setting, and were not MSI-H or dMMR (See [14 CLINICAL TRIALS](#)). Patients were required to have adequately controlled blood pressure, and adequate renal, bone marrow, blood coagulation, cardiac and liver function. The median duration of study treatment was 7.4 months (range: 1 day to 37.8 months). The median duration of exposure to Keytruda was 6.4 months (range: 1 day to 23.8 months). Keytruda was continued for a maximum of 24 months; however, treatment with lenvatinib could be continued beyond 24 months.

The frequencies included below and in Table 21 and Table 22 are based on all reported adverse events, regardless of the investigator assessment of causality.

Fatal adverse events occurred in 3% of patients receiving Keytruda and lenvatinib, including gastrointestinal perforation, reversible posterior leukoencephalopathy syndrome (RPLS) with intraventricular hemorrhage, and intracranial hemorrhage.

Serious adverse events occurred in 52% of patients receiving Keytruda and lenvatinib. See Table 21 below for the most common serious adverse events.

The most common adverse events ( $\geq 40\%$ ) in patients treated with Keytruda and lenvatinib were musculoskeletal pain (65%), fatigue (65%), hypertension (65%), diarrhea (64%), decreased appetite (52%), hypothyroidism (51%), nausea (48%), and stomatitis (43%).

Keytruda was discontinued for adverse events (Grade 1-4) in 19% of patients, regardless of action taken with lenvatinib. The most common adverse events ( $\geq 2\%$ ) leading to discontinuation of Keytruda were adrenal insufficiency (2%), colitis (2%), pancreatitis (2%), and muscular weakness (2%).

Adverse events leading to interruption of Keytruda occurred in 49% of patients; the most common adverse events leading to interruption of Keytruda ( $\geq 2\%$ ) were: fatigue (14%); diarrhea (6%); decreased appetite (6%); rash (5%); renal impairment (4%); vomiting (4%); increased lipase (4%); decreased weight (4%); nausea (3%); increased blood alkaline phosphatase (3%); skin ulcer (3%); adrenal insufficiency (2%); increased amylase (2%); hypocalcemia (2%); hypomagnesemia (2%); hyponatremia (2%); peripheral edema (2%); musculoskeletal pain (2%); pancreatitis (2%); and syncope (2%).

Table 21 summarizes adverse events experienced by patients who received Keytruda in combination with lenvatinib.

**Table 21: Adverse Events in  $\geq 20\%$  of Patients with Endometrial Carcinoma in KEYNOTE-146.**

Adverse Event	Keytruda 200 mg in Combination with Lenvatinib 20 mg N=94	
	All Grades (%)	Grade 3-4 (%)
<b>Endocrine</b>		
Hypothyroidism <sup>a</sup>	51	1
<b>Gastrointestinal</b>		
Diarrhea <sup>b</sup>	64	4
Nausea	48	5
Stomatitis <sup>c</sup>	43	0
Vomiting	39	0
Abdominal pain <sup>d</sup>	33	6
Constipation	32	0
<b>General</b>		
Fatigue <sup>e</sup>	65	17
<b>Infections</b>		
Urinary tract infection <sup>f</sup>	31	4
<b>Investigations</b>		
Decreased weight	36	3
<b>Metabolism</b>		
Decreased appetite <sup>g</sup>	52	0
Hypomagnesemia	27	3

<b>Musculoskeletal and Connective Tissue</b>		
Musculoskeletal pain <sup>h</sup>	65	3
<b>Nervous System</b>		
Headache	33	1
<b>Respiratory, Thoracic and Mediastinal</b>		
Dysphonia	29	0
Dyspnea <sup>i</sup>	24	2
Cough	21	0
<b>Skin and Subcutaneous Tissue</b>		
Palmar-plantar erythrodysesthesia	26	3
Rash <sup>j</sup>	21	3
<b>Vascular</b>		
Hypertension <sup>k</sup>	65	38
Hemorrhagic events <sup>l</sup>	28	4
<sup>a</sup> Includes increased blood thyroid stimulating hormone and hypothyroidism <sup>b</sup> Includes diarrhea, gastroenteritis, gastrointestinal viral infection, and viral diarrhea <sup>c</sup> Includes glossitis, mouth ulceration, oral discomfort, oral mucosal blistering, oropharyngeal pain, and stomatitis <sup>d</sup> Includes abdominal discomfort, abdominal pain, lower abdominal pain, and upper abdominal pain <sup>e</sup> Includes asthenia, fatigue, and malaise <sup>f</sup> Includes cystitis and urinary tract infection <sup>g</sup> Includes decreased appetite and early satiety <sup>h</sup> Includes arthralgia, arthritis, back pain, breast pain, musculoskeletal chest pain, musculoskeletal pain, musculoskeletal stiffness, myalgia, neck pain, non-cardiac chest pain and pain in extremity <sup>i</sup> Includes dyspnea and exertional dyspnea <sup>j</sup> Includes rash, generalized rash, macular rash, and maculo-papular rash <sup>k</sup> Includes essential hypertension, hypertension, and hypertensive encephalopathy <sup>l</sup> Includes catheter site bruise, contusion, epistaxis, gastrointestinal hemorrhage, hematemesis, hematuria, injection site hemorrhage, intracranial hemorrhage, intraventricular hemorrhage, large intestinal hemorrhage, metrorrhagia, mouth hemorrhage, uterine hemorrhage, and vaginal hemorrhage		

**Table 22: Serious Adverse Events Occurring in ≥ 3% of Endometrial Carcinoma Patients in KEYNOTE-146.**

Serious Adverse Event	Keytruda 200 mg in Combination with Lenvatinib 20 mg N=94
	<b>Endocrine</b>
Adrenal insufficiency	3.2
<b>Gastrointestinal</b>	
Abdominal pain <sup>a</sup>	6.4
Nausea	4.3
Colitis <sup>b</sup>	3.2
<b>General</b>	
Fatigue <sup>c</sup>	4.3
Pyrexia	3.2

<b>Musculoskeletal and Connective Tissue</b>	
Musculoskeletal pain <sup>d</sup>	5.3
<b>Psychiatric</b>	
Confusional state	4.3
<b>Respiratory, Thoracic and Mediastinal</b>	
Pleural effusion	4.3
Dyspnea	3.2
<b>Vascular</b>	
Hypertension <sup>e</sup>	8.5
Hemorrhage <sup>f</sup>	4.3
<sup>a</sup> Includes abdominal pain and upper abdominal pain <sup>b</sup> Includes colitis and ischemic colitis <sup>c</sup> Includes asthenia and fatigue <sup>d</sup> Includes back pain, breast pain, musculoskeletal pain, and non-cardiac chest pain <sup>e</sup> Includes hypertensive encephalopathy and hypertension <sup>f</sup> Includes gastrointestinal hemorrhage, intracranial hemorrhage, and intraventricular hemorrhage	

### Endometrial Carcinoma (Not MSI-H or not dMMR)

The safety of Keytruda in combination with lenvatinib was investigated in KEYNOTE-775, a multicenter, open-label, randomized (1:1), active-controlled trial in patients with advanced endometrial carcinoma previously treated with at least one prior platinum-based chemotherapy regimen in any setting, including in the neoadjuvant and adjuvant settings (See [14 CLINICAL TRIALS](#)). Patients with endometrial carcinoma that is not MSI-H or dMMR received Keytruda 200 mg every 3 weeks in combination with lenvatinib 20mg orally once daily (n=342) or received doxorubicin or paclitaxel (n=325).

For patients with not MSI-H or dMMR tumor status, the median duration of study treatment was 7.2 months (range 1 day to 26.8 months) and the median duration of exposure to Keytruda was 6.8 months (range: 1 day to 25.8 months).

(The conversion is 30.4367 days)

The most common adverse events (reported in at least 30% of patients) among these patients receiving Keytruda and lenvatinib were hypothyroidism, hypertension, fatigue, diarrhea, musculoskeletal disorders, nausea, decreased appetite, vomiting, stomatitis, abdominal pain, weight loss, and urinary tract infection. Eighty-eight percent of patients had  $\geq$  Grade 3 adverse events. The most common  $\geq$  Grade 3 adverse events ( $\geq 5\%$ ) were hypertension (39%), fatigue (11%), weight loss (10%), decreased appetite (8%), diarrhea (8%), proteinuria (6%), musculoskeletal disorders (5%), and urinary tract infection (5%).

Fatal adverse events among these patients occurred in 4.7% of those treated with Keytruda and lenvatinib, including 2 cases of pneumonia, and 1 case of the following: acute kidney injury, acute myocardial infarction, colitis, decreased appetite, intestinal perforation, lower gastrointestinal hemorrhage, malignant gastrointestinal obstruction, multiple organ dysfunction syndrome, myelodysplastic syndrome, pulmonary embolism, and right ventricular dysfunction.

Serious adverse events occurred in 50% of these patients receiving Keytruda and lenvatinib. Serious adverse events ( $\geq 3\%$ ) were hypertension (4.4%) and urinary tract infections (3.2%).

Discontinuation of Keytruda due to an adverse event occurred in 15% of these patients. The most common adverse event leading to discontinuation of Keytruda ( $\geq 1\%$ ) was increased ALT (1.2%). Dose interruptions of Keytruda due to an adverse event occurred in 48% of these patients. The most common adverse events leading to interruption of Keytruda ( $\geq 3\%$ ) were diarrhea (8%), increased ALT (4.4%), increased AST (3.8%), and hypertension (3.5%).

**Table 23 Treatment-Related Adverse Events Occurring in  $\geq 1\%$  of Patients with Endometrial Carcinoma that is not MSI-H or dMMR treated with Keytruda in Combination with Lenvatinib in KEYNOTE-775.**

Adverse Reaction	Keytruda+ lenvatinib				Doxorubicin or Paclitaxel			
	n=342				n=325			
	All Grades n (%)	Grade 3 n (%)	Grade 4 n (%)	Grade 5 n (%)	All Grades n (%)	Grade 3 n (%)	Grade 4 n (%)	Grade 5 n (%)
<b>Blood and lymphatic system disorders</b>								
Anemia	50 (14.6)	7 (2.0)	0 (0.0)	0 (0.0)	128 (39.4)	32 (9.8)	2 (0.6)	0 (0.0)
Leukopenia	14 (4.1)	0 (0.0)	0 (0.0)	0 (0.0)	38 (11.7)	18 (5.5)	4 (1.2)	0 (0.0)
Lymphopenia	10 (2.9)	1 (0.3)	0 (0.0)	0 (0.0)	22 (6.8)	7 (2.2)	2 (0.6)	0 (0.0)
Neutropenia	17 (5.0)	4 (1.2)	0 (0.0)	0 (0.0)	108 (33.2)	31 (9.5)	49 (15.1)	0 (0.0)
Thrombocytopenia	22 (6.4)	4 (1.2)	0 (0.0)	0 (0.0)	18 (5.5)	2 (0.6)	1 (0.3)	0 (0.0)
<b>Cardiac disorders</b>								
Palpitations	4 (1.2)	0 (0.0)	0 (0.0)	0 (0.0)	0 (0.0)	0 (0.0)	0 (0.0)	0 (0.0)
Tachycardia	5 (1.5)	0 (0.0)	0 (0.0)	0 (0.0)	2 (0.6)	0 (0.0)	0 (0.0)	0 (0.0)
<b>Endocrine disorders</b>								
Hyperthyroidism	31 (9.1)	3 (0.9)	0 (0.0)	0 (0.0)	1 (0.3)	0 (0.0)	0 (0.0)	0 (0.0)
Hypothyroidism	183 (53.5)	2 (0.6)	0 (0.0)	0 (0.0)	0 (0.0)	0 (0.0)	0 (0.0)	0 (0.0)
Thyroiditis	4 (1.2)	0 (0.0)	0 (0.0)	0 (0.0)	0 (0.0)	0 (0.0)	0 (0.0)	0 (0.0)
<b>Eye disorders</b>								
Dry eye	4 (1.2)	0 (0.0)	0 (0.0)	0 (0.0)	3 (0.9)	0 (0.0)	0 (0.0)	0 (0.0)
Vision blurred	5 (1.5)	0 (0.0)	0 (0.0)	0 (0.0)	3 (0.9)	0 (0.0)	0 (0.0)	0 (0.0)
<b>Gastrointestinal disorders</b>								
Abdominal distension	5 (1.5)	0 (0.0)	0 (0.0)	0 (0.0)	3 (0.9)	0 (0.0)	0 (0.0)	0 (0.0)
Abdominal pain	25 (7.3)	2 (0.6)	0 (0.0)	0 (0.0)	9 (2.8)	0 (0.0)	0 (0.0)	0 (0.0)

Abdominal pain upper	21 (6.1)	0 (0.0)	0 (0.0)	0 (0.0)	12 (3.7)	0 (0.0)	0 (0.0)	0 (0.0)
Aphthous ulcer	5 (1.5)	0 (0.0)	0 (0.0)	0 (0.0)	3 (0.9)	0 (0.0)	0 (0.0)	0 (0.0)
Colitis	14 (4.1)	6 (1.8)	0 (0.0)	1 (0.3)	0 (0.0)	0 (0.0)	0 (0.0)	0 (0.0)
Constipation	34 (9.9)	0 (0.0)	0 (0.0)	0 (0.0)	43 (13.2)	0 (0.0)	0 (0.0)	0 (0.0)
Diarrhea	146 (42.7)	20 (5.8)	0 (0.0)	0 (0.0)	33 (10.2)	3 (0.9)	0 (0.0)	0 (0.0)
Dry mouth	29 (8.5)	0 (0.0)	0 (0.0)	0 (0.0)	8 (2.5)	0 (0.0)	0 (0.0)	0 (0.0)
Dyspepsia	16 (4.7)	1 (0.3)	0 (0.0)	0 (0.0)	6 (1.8)	0 (0.0)	0 (0.0)	0 (0.0)
Dysphagia	6 (1.8)	0 (0.0)	0 (0.0)	0 (0.0)	0 (0.0)	0 (0.0)	0 (0.0)	0 (0.0)
Feces soft	4 (1.2)	0 (0.0)	0 (0.0)	0 (0.0)	0 (0.0)	0 (0.0)	0 (0.0)	0 (0.0)
Flatulence	6 (1.8)	0 (0.0)	0 (0.0)	0 (0.0)	3 (0.9)	0 (0.0)	0 (0.0)	0 (0.0)
Gastritis	9 (2.6)	0 (0.0)	0 (0.0)	0 (0.0)	0 (0.0)	0 (0.0)	0 (0.0)	0 (0.0)
Gastroesophageal reflux disease	14 (4.1)	0 (0.0)	0 (0.0)	0 (0.0)	2 (0.6)	0 (0.0)	0 (0.0)	0 (0.0)
Nausea	128 (37.4)	8 (2.3)	0 (0.0)	0 (0.0)	134 (41.2)	4 (1.2)	0 (0.0)	0 (0.0)
Oral dysesthesia	6 (1.8)	0 (0.0)	0 (0.0)	0 (0.0)	1 (0.3)	0 (0.0)	0 (0.0)	0 (0.0)
Oral pain	15 (4.4)	2 (0.6)	0 (0.0)	0 (0.0)	2 (0.6)	0 (0.0)	0 (0.0)	0 (0.0)
Stomatitis	59 (17.3)	7 (2.0)	0 (0.0)	0 (0.0)	40 (12.3)	1 (0.3)	0 (0.0)	0 (0.0)
Vomiting	80 (23.4)	7 (2.0)	0 (0.0)	0 (0.0)	49 (15.1)	5 (1.5)	0 (0.0)	0 (0.0)
<b>General disorders and administration site conditions</b>								
Asthenia	64 (18.7)	15 (4.4)	0 (0.0)	0 (0.0)	64 (19.7)	7 (2.2)	0 (0.0)	0 (0.0)
Chills	6 (1.8)	0 (0.0)	0 (0.0)	0 (0.0)	3 (0.9)	0 (0.0)	0 (0.0)	0 (0.0)
Fatigue	95 (27.8)	12 (3.5)	0 (0.0)	0 (0.0)	80 (24.6)	9 (2.8)	0 (0.0)	0 (0.0)
Malaise	14 (4.1)	1 (0.3)	0 (0.0)	0 (0.0)	13 (4.0)	0 (0.0)	0 (0.0)	0 (0.0)
Mucosal inflammation	36 (10.5)	2 (0.6)	0 (0.0)	0 (0.0)	30 (9.2)	3 (0.9)	0 (0.0)	0 (0.0)
Edema	9 (2.6)	0 (0.0)	0 (0.0)	0 (0.0)	1 (0.3)	0 (0.0)	0 (0.0)	0 (0.0)
Edema peripheral	16 (4.7)	0 (0.0)	0 (0.0)	0 (0.0)	8 (2.5)	1 (0.3)	0 (0.0)	0 (0.0)
Pyrexia	25	1 (0.3)	0 (0.0)	0 (0.0)	3 (0.9)	0 (0.0)	0 (0.0)	0 (0.0)

	(7.3)							
<b>Hepatobiliary disorders</b>								
Hepatotoxicity	4 (1.2)	3 (0.9)	0 (0.0)	0 (0.0)	0 (0.0)	0 (0.0)	0 (0.0)	0 (0.0)
Immune-mediated hepatitis	5 (1.5)	5 (1.5)	0 (0.0)	0 (0.0)	0 (0.0)	0 (0.0)	0 (0.0)	0 (0.0)
<b>Infections and infestations</b>								
Urinary tract infection	12 (3.5)	2 (0.6)	0 (0.0)	0 (0.0)	4 (1.2)	0 (0.0)	0 (0.0)	0 (0.0)
<b>Investigations</b>								
Alanine aminotransferase increased	56 (16.4)	11 (3.2)	1 (0.3)	0 (0.0)	12 (3.7)	2 (0.6)	0 (0.0)	0 (0.0)
Amylase increased	17 (5.0)	2 (0.6)	1 (0.3)	0 (0.0)	1 (0.3)	0 (0.0)	0 (0.0)	0 (0.0)
Aspartate aminotransferase increased	53 (15.5)	11 (3.2)	0 (0.0)	0 (0.0)	9 (2.8)	2 (0.6)	0 (0.0)	0 (0.0)
Blood alkaline phosphatase increased	22 (6.4)	4 (1.2)	0 (0.0)	0 (0.0)	5 (1.5)	2 (0.6)	0 (0.0)	0 (0.0)
Blood bilirubin increased	8 (2.3)	2 (0.6)	0 (0.0)	0 (0.0)	2 (0.6)	1 (0.3)	0 (0.0)	0 (0.0)
Blood cholesterol increased	10 (2.9)	0 (0.0)	0 (0.0)	0 (0.0)	0 (0.0)	0 (0.0)	0 (0.0)	0 (0.0)
Blood creatine phosphokinase increased	12 (3.5)	3 (0.9)	1 (0.3)	0 (0.0)	1 (0.3)	0 (0.0)	0 (0.0)	0 (0.0)
Blood creatinine increased	17 (5.0)	1 (0.3)	0 (0.0)	0 (0.0)	2 (0.6)	0 (0.0)	0 (0.0)	0 (0.0)
Blood lactate dehydrogenase increased	9 (2.6)	0 (0.0)	0 (0.0)	0 (0.0)	4 (1.2)	0 (0.0)	0 (0.0)	0 (0.0)
Blood thyroid stimulating hormone increased	33 (9.6)	0 (0.0)	0 (0.0)	0 (0.0)	0 (0.0)	0 (0.0)	0 (0.0)	0 (0.0)
Blood triglycerides increased	6 (1.8)	0 (0.0)	0 (0.0)	0 (0.0)	1 (0.3)	0 (0.0)	0 (0.0)	0 (0.0)
Electrocardiogram QT prolonged	9 (2.6)	2 (0.6)	0 (0.0)	0 (0.0)	6 (1.8)	0 (0.0)	0 (0.0)	0 (0.0)
Gamma-glutamyltransferase increased	7 (2.0)	2 (0.6)	1 (0.3)	0 (0.0)	4 (1.2)	0 (0.0)	0 (0.0)	0 (0.0)

Lipase increased	28 (8.2)	12 (3.5)	5 (1.5)	0 (0.0)	2 (0.6)	1 (0.3)	0 (0.0)	0 (0.0)
Lymphocyte count decreased	10 (2.9)	3 (0.9)	0 (0.0)	0 (0.0)	19 (5.8)	10 (3.1)	2 (0.6)	0 (0.0)
Neutrophil count decreased	17 (5.0)	7 (2.0)	0 (0.0)	0 (0.0)	82 (25.2)	24 (7.4)	51 (15.7)	0 (0.0)
Platelet count decreased	39 (11.4)	4 (1.2)	1 (0.3)	0 (0.0)	15 (4.6)	2 (0.6)	0 (0.0)	0 (0.0)
Weight decreased	78 (22.8)	19 (5.6)	0 (0.0)	0 (0.0)	7 (2.2)	0 (0.0)	0 (0.0)	0 (0.0)
White blood cell count decreased	13 (3.8)	3 (0.9)	0 (0.0)	0 (0.0)	56 (17.2)	29 (8.9)	10 (3.1)	0 (0.0)
<b>Metabolism and nutrition disorders</b>								
Decreased appetite	123 (36.0)	19 (5.6)	0 (0.0)	0 (0.0)	54 (16.6)	0 (0.0)	0 (0.0)	0 (0.0)
Dehydration	10 (2.9)	2 (0.6)	1 (0.3)	0 (0.0)	3 (0.9)	1 (0.3)	0 (0.0)	0 (0.0)
Hypercholesterolemia	9 (2.6)	1 (0.3)	0 (0.0)	0 (0.0)	2 (0.6)	0 (0.0)	0 (0.0)	0 (0.0)
Hyperglycemia	11 (3.2)	4 (1.2)	0 (0.0)	0 (0.0)	2 (0.6)	0 (0.0)	0 (0.0)	0 (0.0)
Hypertriglyceridemia	21 (6.1)	3 (0.9)	0 (0.0)	0 (0.0)	1 (0.3)	0 (0.0)	0 (0.0)	0 (0.0)
Hypoalbuminemia	8 (2.3)	1 (0.3)	0 (0.0)	0 (0.0)	3 (0.9)	0 (0.0)	0 (0.0)	0 (0.0)
Hypocalcemia	8 (2.3)	3 (0.9)	0 (0.0)	0 (0.0)	2 (0.6)	1 (0.3)	0 (0.0)	0 (0.0)
Hypokalemia	17 (5.0)	4 (1.2)	1 (0.3)	0 (0.0)	8 (2.5)	1 (0.3)	1 (0.3)	0 (0.0)
Hypomagnesemia	35 (10.2)	3 (0.9)	0 (0.0)	0 (0.0)	11 (3.4)	0 (0.0)	0 (0.0)	0 (0.0)
Hyponatremia	12 (3.5)	5 (1.5)	2 (0.6)	0 (0.0)	4 (1.2)	1 (0.3)	0 (0.0)	0 (0.0)
<b>Musculoskeletal and connective tissue disorders</b>								
Arthralgia	75 (21.9)	3 (0.9)	0 (0.0)	0 (0.0)	15 (4.6)	0 (0.0)	0 (0.0)	0 (0.0)
Back pain	7 (2.0)	0 (0.0)	0 (0.0)	0 (0.0)	6 (1.8)	0 (0.0)	0 (0.0)	0 (0.0)
Muscle spasms	7 (2.0)	0 (0.0)	0 (0.0)	0 (0.0)	4 (1.2)	0 (0.0)	0 (0.0)	0 (0.0)
Muscular weakness	6 (1.8)	1 (0.3)	0 (0.0)	0 (0.0)	4 (1.2)	0 (0.0)	0 (0.0)	0 (0.0)
Musculoskeletal pain	6 (1.8)	0 (0.0)	0 (0.0)	0 (0.0)	0 (0.0)	0 (0.0)	0 (0.0)	0 (0.0)
Musculoskeletal stiffness	4 (1.2)	0 (0.0)	0 (0.0)	0 (0.0)	0 (0.0)	0 (0.0)	0 (0.0)	0 (0.0)
Myalgia	46 (13.5)	3 (0.9)	0 (0.0)	0 (0.0)	11 (3.4)	0 (0.0)	0 (0.0)	0 (0.0)
Pain in extremity	20	4 (1.2)	0 (0.0)	0 (0.0)	8 (2.5)	0 (0.0)	0 (0.0)	0 (0.0)

	(5.8)							
<b>Nervous system disorders</b>								
Dizziness	14 (4.1)	0 (0.0)	0 (0.0)	0 (0.0)	4 (1.2)	0 (0.0)	0 (0.0)	0 (0.0)
Dysgeusia	26 (7.6)	0 (0.0)	0 (0.0)	0 (0.0)	22 (6.8)	0 (0.0)	0 (0.0)	0 (0.0)
Headache	48 (14.0)	1 (0.3)	0 (0.0)	0 (0.0)	13 (4.0)	0 (0.0)	0 (0.0)	0 (0.0)
Neuropathy peripheral	7 (2.0)	0 (0.0)	0 (0.0)	0 (0.0)	19 (5.8)	1 (0.3)	0 (0.0)	0 (0.0)
Taste disorder	4 (1.2)	0 (0.0)	0 (0.0)	0 (0.0)	4 (1.2)	0 (0.0)	0 (0.0)	0 (0.0)
Tremor	4 (1.2)	0 (0.0)	0 (0.0)	0 (0.0)	0 (0.0)	0 (0.0)	0 (0.0)	0 (0.0)
<b>Psychiatric disorders</b>								
Depression	6 (1.8)	0 (0.0)	0 (0.0)	0 (0.0)	0 (0.0)	0 (0.0)	0 (0.0)	0 (0.0)
Insomnia	4 (1.2)	0 (0.0)	0 (0.0)	0 (0.0)	4 (1.2)	0 (0.0)	0 (0.0)	0 (0.0)
<b>Renal and urinary disorders</b>								
Acute kidney injury	8 (2.3)	5 (1.5)	0 (0.0)	0 (0.0)	1 (0.3)	1 (0.3)	0 (0.0)	0 (0.0)
Hematuria	4 (1.2)	0 (0.0)	0 (0.0)	0 (0.0)	6 (1.8)	1 (0.3)	0 (0.0)	0 (0.0)
Proteinuria	88 (25.7)	15 (4.4)	1 (0.3)	0 (0.0)	3 (0.9)	0 (0.0)	0 (0.0)	0 (0.0)
<b>Reproductive system and breast disorders</b>								
Vaginal hemorrhage	5 (1.5)	0 (0.0)	0 (0.0)	0 (0.0)	0 (0.0)	0 (0.0)	0 (0.0)	0 (0.0)
<b>Respiratory, thoracic and mediastinal disorders</b>								
Aphonia	5 (1.5)	0 (0.0)	0 (0.0)	0 (0.0)	1 (0.3)	0 (0.0)	0 (0.0)	0 (0.0)
Cough	14 (4.1)	0 (0.0)	0 (0.0)	0 (0.0)	5 (1.5)	0 (0.0)	0 (0.0)	0 (0.0)
Dysphonia	62 (18.1)	0 (0.0)	0 (0.0)	0 (0.0)	2 (0.6)	0 (0.0)	0 (0.0)	0 (0.0)
Dyspnea	12 (3.5)	1 (0.3)	0 (0.0)	0 (0.0)	11 (3.4)	0 (0.0)	0 (0.0)	0 (0.0)
Epistaxis	22 (6.4)	0 (0.0)	0 (0.0)	0 (0.0)	7 (2.2)	0 (0.0)	0 (0.0)	0 (0.0)
Nasal dryness	4 (1.2)	0 (0.0)	0 (0.0)	0 (0.0)	0 (0.0)	0 (0.0)	0 (0.0)	0 (0.0)
Oropharyngeal pain	4 (1.2)	0 (0.0)	0 (0.0)	0 (0.0)	1 (0.3)	0 (0.0)	0 (0.0)	0 (0.0)
Pneumonitis	4 (1.2)	2 (0.6)	0 (0.0)	0 (0.0)	0 (0.0)	0 (0.0)	0 (0.0)	0 (0.0)
Pulmonary embolism	5 (1.5)	4 (1.2)	0 (0.0)	0 (0.0)	3 (0.9)	1 (0.3)	0 (0.0)	1 (0.3)
<b>Skin and subcutaneous tissue disorders</b>								
Alopecia	17 (5.0)	0 (0.0)	0 (0.0)	0 (0.0)	103 (31.7)	2 (0.6)	0 (0.0)	0 (0.0)

Dry skin	14 (4.1)	1 (0.3)	0 (0.0)	0 (0.0)	6 (1.8)	0 (0.0)	0 (0.0)	0 (0.0)
Erythema	5 (1.5)	2 (0.6)	0 (0.0)	0 (0.0)	3 (0.9)	0 (0.0)	0 (0.0)	0 (0.0)
Pain of skin	4 (1.2)	0 (0.0)	0 (0.0)	0 (0.0)	2 (0.6)	0 (0.0)	0 (0.0)	0 (0.0)
Palmar-plantar erythrodysesthesia syndrome	74 (21.6)	10 (2.9)	0 (0.0)	0 (0.0)	3 (0.9)	0 (0.0)	0 (0.0)	0 (0.0)
Pruritus	20 (5.8)	0 (0.0)	0 (0.0)	0 (0.0)	6 (1.8)	0 (0.0)	0 (0.0)	0 (0.0)
Rash	38 (11.1)	2 (0.6)	0 (0.0)	0 (0.0)	6 (1.8)	0 (0.0)	0 (0.0)	0 (0.0)
Rash maculo-papular	12 (3.5)	3 (0.9)	0 (0.0)	0 (0.0)	2 (0.6)	0 (0.0)	0 (0.0)	0 (0.0)
Skin exfoliation	4 (1.2)	0 (0.0)	0 (0.0)	0 (0.0)	0 (0.0)	0 (0.0)	0 (0.0)	0 (0.0)
Skin lesion	5 (1.5)	1 (0.3)	0 (0.0)	0 (0.0)	0 (0.0)	0 (0.0)	0 (0.0)	0 (0.0)
<b>Vascular disorders</b>								
Hypertension	213 (62.3)	122 (35.7)	1 (0.3)	0 (0.0)	3 (0.9)	0 (0.0)	0 (0.0)	0 (0.0)
Hypotension	4 (1.2)	2 (0.6)	0 (0.0)	0 (0.0)	3 (0.9)	0 (0.0)	0 (0.0)	0 (0.0)

## Renal Cell Carcinoma

### *In Combination with Axitinib (KEYNOTE-426)*

Table 24 summarizes the treatment-related adverse events that occurred in at least 1% of patients with renal cell carcinoma treated with Keytruda in combination with axitinib in KEYNOTE-426. The most common treatment-related adverse events (reported in at least 10% of patients) were:

hyperthyroidism; hypothyroidism; diarrhea; nausea; stomatitis; asthenia; fatigue; mucosal inflammation; ALT increased; AST increased; decreased appetite; arthralgia; proteinuria; dysphonia; palmar-plantar erythrodysesthesia syndrome; pruritus; rash; and hypertension. Sixty three percent of patients had  $\geq$  Grade 3 treatment-related adverse events. The most common  $\geq$  Grade 3 adverse reactions were: hypertension (21.2%); ALT increased (12,1%); diarrhea (7.2%); AST increased (6.8%); and palmar-plantar erythrodysesthesia syndrome (5.1%).

In KEYNOTE-426, a higher than expected incidence of Grades 3 and 4 ALT increased (20%) and AST increased (13%), as measured by laboratory tests, were observed in previously untreated patients with RCC receiving Keytruda in combination with axitinib. The median time to onset of ALT increased was 2.3 months (range: 7 days to 19.8 months). In patients with ALT  $\geq$  3 times ULN (Grades 2-4, n=116), ALT resolved to Grades 0-1 in 94%. Fifty-nine percent of the patients with increased ALT received systemic corticosteroids. Of the patients who recovered, 92 (84%) were rechallenged with either Keytruda (3%) or axitinib (31%) monotherapy or with both (50%). Of these patients, 55% had no recurrence of ALT  $>$ 3 times ULN, and of those patients with recurrence of ALT  $>$ 3 times ULN, all recovered (See [4 DOSAGE AND ADMINISTRATION](#) and [7 WARNINGS AND PRECAUTIONS](#)).

Fatal treatment-related adverse events occurred in 0.9% of patients receiving Keytruda in combination with axitinib. These included 1 case each of myasthenia gravis, myocarditis, necrotising fasciitis, and pneumonitis.

Serious treatment-related adverse events occurred in 24% of patients receiving Keytruda in combination with axitinib. Serious treatment-related adverse events in  $\geq 1\%$  of patients receiving Keytruda in combination with axitinib included: diarrhea (1.9%); ALT increased (1.4%); AST increased (1.2%); and pneumonitis (1.2%).

Keytruda and axitinib were simultaneously discontinued for treatment-related adverse events (Grades 1-4) in 6.3% of patients in KEYNOTE-426. The most common treatment-related adverse event leading to discontinuation of both study drugs was ALT increased (1.2%). The median time to discontinuation of both drugs for treatment-related adverse events was 63 days. In KEYNOTE-426, Keytruda was discontinued for treatment-related adverse events in 18.6% of subjects, regardless of action taken with axitinib; the most common treatment-related adverse events ( $\geq 2\%$ ) leading to discontinuation of Keytruda were: ALT increased (4.7%); and AST increased (3.7%). Axitinib was discontinued for treatment-related adverse events in 15.4% of subjects, regardless of action taken with pembrolizumab; the most common treatment-related adverse event ( $\geq 2\%$ ) leading to discontinuation of axitinib was ALT increased (3.7%).

Treatment-related adverse events leading to simultaneous interruption of both Keytruda and axitinib occurred in 28% of patients; the most common treatment-related adverse events leading to interruption of both study drugs ( $\geq 2\%$ ) were: ALT increased (7.0%); AST increased (6.5%); and diarrhea (6.1%).

Treatment-related adverse events leading to interruption of Keytruda occurred in 41% of patients, regardless of action taken with axitinib. The most common treatment-related adverse events leading to interruption of Keytruda ( $\geq 2\%$ ) were: ALT increased (9.1%); AST increased (8.4%); diarrhea (8.4%); and hyperthyroidism (2.1%).

Axitinib was interrupted due to treatment-related adverse events in 57.6% of patients, regardless of action taken with pembrolizumab. The most common treatment-related adverse events leading to interruption of axitinib ( $\geq 2\%$ ) were: diarrhea (12.8%); hypertension (12.6%); ALT increased (11.9%); AST increased (11.4%); palmar-plantar erythrodysesthesia syndrome (6.8%); decreased appetite (4.4%); proteinuria (3.5%); fatigue (3.0%); mucosal inflammation (2.6%); stomatitis (2.6%); and nausea (2.3%). Axitinib was dose reduced in 21% of patients, regardless of action taken with pembrolizumab. The most common treatment-related adverse events leading to dose reduction ( $\geq 2\%$ ) were: hypertension (4.0%); diarrhea (3.5%); and palmar-plantar erythrodysesthesia syndrome (2.3%).

**Table 24: Treatment-Related Adverse Events Occurring in  $\geq 1\%$  of Patients with Renal Cell Carcinoma treated with Keytruda in Combination with Axitinib in KEYNOTE-426.**

Adverse Reaction	Keytruda + axitinib n=429				Sunitinib n=425			
	Any Grade n (%)	Grade 3 n (%)	Grade 4 n (%)	Grade 5 n (%)	Any Grade n (%)	Grade 3 n (%)	Grade 4 n (%)	Grade 5 n (%)
<b>Blood and lymphatic system disorders</b>								
Anemia	12 (2.8)	0 (0)	1 (0.2)	0 (0)	69 (16.2)	13 (3.1)	0 (0)	0 (0)
Leukopenia	5 (1.2)	0 (0)	0 (0)	0 (0)	37 (8.7)	6 (1.4)	0 (0)	0 (0)
Neutropenia	6 (1.4)	0 (0)	1 (0.2)	0 (0)	79 (18.6)	27 (6.4)	1 (0.2)	0 (0)
Thrombocytopenia	8 (1.9)	0 (0)	0 (0)	0 (0)	94 (22.1)	20 (4.7)	2 (0.5)	0 (0)
<b>Endocrine disorders</b>								

Adverse Reaction	Keytruda + axitinib n=429				Sunitinib n=425			
	Any Grade n (%)	Grade 3 n (%)	Grade 4 n (%)	Grade 5 n (%)	Any Grade n (%)	Grade 3 n (%)	Grade 4 n (%)	Grade 5 n (%)
Adrenal insufficiency	9 (2.1)	1 (0.2)	0 (0)	0 (0)	1 (0.2)	0 (0)	0 (0)	0 (0)
Hyperthyroidism	52 (12.1)	4 (0.9)	0 (0)	0 (0)	14 (3.3)	0 (0)	0 (0)	0 (0)
Hypophysitis	5 (1.2)	4 (0.9)	0 (0)	0 (0)	0 (0)	0 (0)	0 (0)	0 (0)
Hypothyroidism	135 (31.5)	1 (0.2)	0 (0)	0 (0)	119 (28.0)	0 (0)	0 (0)	0 (0)
Thyroiditis	10 (2.3)	1 (0.2)	0 (0)	0 (0)	0 (0)	0 (0)	0 (0)	0 (0)
<b>Eye disorders</b>								
Dry eye	5 (1.2)	0 (0)	0 (0)	0 (0)	7 (1.6)	0 (0)	0 (0)	0 (0)
<b>Gastrointestinal disorders</b>								
Abdominal discomfort	5 (1.2)	0 (0)	0 (0)	0 (0)	3 (0.7)	0 (0)	0 (0)	0 (0)
Abdominal pain	23 (5.4)	3 (0.7)	0 (0)	0 (0)	16 (3.8)	0 (0)	0 (0)	0 (0)
Abdominal pain upper	13 (3.0)	1 (0.2)	0 (0)	0 (0)	20 (4.7)	1 (0.2)	0 (0)	0 (0)
Colitis	8 (1.9)	5 (1.2)	0 (0)	0 (0)	1 (0.2)	0 (0)	0 (0)	0 (0)
Constipation	31 (7.2)	0 (0)	0 (0)	0 (0)	29 (6.8)	0 (0)	0 (0)	0 (0)
Diarrhea	210 (49)	31(7.2)	0 (0)	0 (0)	175 (41.2)	19 (4.5)	0 (0)	0 (0)
Dry mouth	17 (4.0)	0 (0)	0 (0)	0 (0)	22 (5.2)	0 (0)	0 (0)	0 (0)
Dyspepsia	12 (2.8)	0 (0)	0 (0)	0 (0)	48 (11.3)	1 (0.2)	0 (0)	0 (0)
Dysphagia	9 (2.1)	1 (0.2)	0 (0)	0 (0)	4 (0.9)	0 (0)	0 (0)	0 (0)
Esophagitis	6 (1.4)	0 (0)	0 (0)	0 (0)	3 (0.7)	0 (0)	0 (0)	0 (0)
Flatulence	13 (3.0)	0 (0)	0 (0)	0 (0)	9 (2.1)	0 (0)	0 (0)	0 (0)
Gastritis	6 (1.4)	0 (0)	0 (0)	0 (0)	4 (0.9)	0 (0)	0 (0)	0 (0)
Gastroesophageal reflux disease	6 (1.4)	0 (0)	0 (0)	0 (0)	34 (8.0)	3 (0.7)	0 (0)	0 (0)
Nausea	91 (21.2)	2 (0.5)	0 (0)	0 (0)	111 (26.1)	4 (0.9)	0 (0)	0 (0)
Oral pain	17 (4)	0 (0)	0 (0)	0 (0)	13 (3.1)	0 (0)	0 (0)	0 (0)
Stomatitis	61 (14.2)	3 (0.7)	0 (0)	0 (0)	86 (20.2)	9 (2.1)	0 (0)	0 (0)
Vomiting	34 (7.9)	1 (0.2)	0 (0)	0 (0)	56 (13.2)	3 (0.7)	0 (0)	0 (0)
<b>General disorders and administration site conditions</b>								
Asthenia	50 (11.7)	6 (1.4)	0 (0)	0 (0)	54 (12.7)	12 (2.8)	0 (0)	0 (0)
Chills	8 (1.9)	0 (0)	0 (0)	0 (0)	11 (2.6)	1 (0.2)	0 (0)	0 (0)
Edema peripheral	7 (1.6)	1 (0.2)	0 (0)	0 (0)	14 (3.3)	0 (0)	0 (0)	0 (0)
Fatigue	130 (30.3)	10 (2.3)	0 (0)	0 (0)	142 (33.4)	21 (4.9)	0 (0)	0 (0)
Malaise	8 (1.9)	1 (0.2)	0 (0)	0 (0)	13 (3.1)	0 (0)	0 (0)	0 (0)
Mucosal inflammation	55 (12.8)	4 (0.9)	0 (0)	0 (0)	90 (21.2)	7 (1.6)	0 (0)	0 (0)
Pyrexia	16 (3.7)	0 (0)	0 (0)	0 (0)	24 (5.6)	0 (0)	0 (0)	0 (0)
<b>Hepatobiliary disorders</b>								
Hepatic function abnormal	13 (3.0)	6 (1.4)	0 (0)	0 (0)	6 (1.4)	0 (0)	0 (0)	0 (0)
Hepatitis	6 (1.4)	4 (0.9)	2 (0.5)	0 (0)	1 (0.2)	0 (0)	0 (0)	0 (0)
Hyperbilirubinemia	5 (1.2)	0 (0)	0 (0)	0 (0)	6 (1.4)	0 (0)	1 (0.2)	0 (0)

Adverse Reaction	Keytruda + axitinib n=429				Sunitinib n=425			
	Any Grade n (%)	Grade 3 n (%)	Grade 4 n (%)	Grade 5 n (%)	Any Grade n (%)	Grade 3 n (%)	Grade 4 n (%)	Grade 5 n (%)
<b>Infections and infestations</b>								
Gingivitis	5 (1.2)	0 (0)	0 (0)	0 (0)	4 (0.9)	0 (0)	0 (0)	0 (0)
<b>Investigations</b>								
Alanine aminotransferase increased	102 (23.8)	48 (11.2)	4 (0.9)	0 (0)	54 (12.7)	10 (2.4)	1 (0.2)	0 (0)
Aspartate aminotransferase increased	97 (22.6)	26 (6.1)	3 (0.7)	0 (0)	59 (13.9)	7 (1.6)	0 (0)	0 (0)
Blood alkaline phosphatase increased	17 (4.0)	5 (1.2)	0 (0)	0 (0)	15 (3.5)	3 (0.7)	0 (0)	0 (0)
Blood bilirubin increased	19 (4.4)	1 (0.2)	1 (0.2)	0 (0)	20 (4.7)	1 (0.2)	0 (0)	0 (0)
Blood creatinine increased	24 (5.6)	0 (0)	0 (0)	0 (0)	30 (7.1)	1 (0.2)	0 (0)	0 (0)
Blood lactate dehydrogenase increased	8 (1.9)	0 (0)	0 (0)	0 (0)	12 (2.8)	0 (0)	0 (0)	0 (0)
Blood pressure increased	13 (3.0)	6 (1.4)	0 (0)	0 (0)	6 (1.4)	1 (0.2)	0 (0)	0 (0)
Blood thyroid stimulating hormone increased	22 (5.1)	0 (0)	0 (0)	0 (0)	22 (5.2)	0 (0)	0 (0)	0 (0)
Lymphocyte count decreased	6 (1.4)	1 (0.2)	0 (0)	0 (0)	13 (3.1)	2 (0.5)	1 (0.2)	0 (0)
Platelet count decreased	14 (3.3)	0 (0)	1 (0.2)	0 (0)	76 (17.9)	27 (6.4)	4 (0.9)	0 (0)
Weight decreased	41 (9.6)	6 (1.4)	0 (0)	0 (0)	36 (8.5)	0 (0)	0 (0)	0 (0)
<b>Metabolism and nutrition disorders</b>								
Decreased appetite	94 (21.9)	9 (2.1)	0 (0)	0 (0)	106 (24.9)	2 (0.5)	0 (0)	0 (0)
Dehydration	9 (2.1)	4 (0.9)	0 (0)	0 (0)	8 (1.9)	5 (1.2)	0 (0)	0 (0)
Hyperglycemia	13 (3.0)	5 (1.2)	1 (0.2)	0 (0)	4 (0.9)	0 (0)	0 (0)	0 (0)
Hyperkalemia	10 (2.3)	1 (0.2)	0 (0)	0 (0)	4 (0.9)	1 (0.2)	0 (0)	0 (0)
Hypoalbuminemia	6 (1.4)	1 (0.2)	0 (0)	0 (0)	5 (1.2)	1 (0.2)	0 (0)	0 (0)
Hyponatremia	13 (3.0)	5 (1.2)	0 (0)	0 (0)	13 (3.1)	6 (1.4)	2 (0.5)	0 (0)
Hypophosphatemia	6 (1.4)	2 (0.5)	0 (0)	0 (0)	26 (6.1)	11 (2.6)	0 (0)	0 (0)
<b>Musculoskeletal and connective tissue disorders</b>								
Arthralgia	52 (12.1)	3 (0.7)	0 (0)	0 (0)	15 (3.5)	2 (0.5)	0 (0)	0 (0)
Arthritis	5 (1.2)	2 (0.5)	0 (0)	0 (0)	0 (0)	0 (0)	0 (0)	0 (0)
Back pain	9 (2.1)	0 (0)	0 (0)	0 (0)	5 (1.2)	0 (0)	0 (0)	0 (0)
Muscle spasms	8 (1.9)	0 (0)	0 (0)	0 (0)	5 (1.2)	0 (0)	0 (0)	0 (0)

Adverse Reaction	Keytruda + axitinib n=429				Sunitinib n=425			
	Any Grade n (%)	Grade 3 n (%)	Grade 4 n (%)	Grade 5 n (%)	Any Grade n (%)	Grade 3 n (%)	Grade 4 n (%)	Grade 5 n (%)
Muscular weakness	5 (1.2)	0 (0)	0 (0)	0 (0)	1 (0.2)	0 (0)	0 (0)	0 (0)
Myalgia	23 (5.4)	0 (0)	0 (0)	0 (0)	16 (3.8)	0 (0)	0 (0)	0 (0)
Pain in extremity	18 (4.2)	0 (0)	0 (0)	0 (0)	20 (4.7)	2 (0.5)	0 (0)	0 (0)
<b>Nervous system disorders</b>								
Dizziness	10 (2.3)	0 (0)	0 (0)	0 (0)	14 (3.3)	0 (0)	0 (0)	0 (0)
Dysgeusia	40 (9.3)	1 (0.2)	0 (0)	0 (0)	129 (30.4)	0 (0)	0 (0)	0 (0)
Headache	35 (8.2)	3 (0.7)	0 (0)	0 (0)	33 (7.8)	1 (0.2)	0 (0)	0 (0)
Lethargy	9 (2.1)	0 (0)	0 (0)	0 (0)	8 (1.9)	1 (0.2)	0 (0)	0 (0)
Paresthesia	6 (1.4)	0 (0)	0 (0)	0 (0)	5 (1.2)	0 (0)	0 (0)	0 (0)
<b>Psychiatric disorders</b>								
Insomnia	6 (1.4)	0 (0)	0 (0)	0 (0)	8 (1.9)	0 (0)	0 (0)	0 (0)
<b>Renal and urinary disorders</b>								
Acute kidney injury	7 (1.6)	4 (0.9)	0 (0)	0 (0)	4 (0.9)	1 (0.2)	0 (0)	0 (0)
Hematuria	8 (1.9)	2 (0.5)	0 (0)	0 (0)	8 (1.9)	1 (0.2)	0 (0)	0 (0)
Proteinuria	66 (15.4)	11 (2.6)	0 (0)	0 (0)	39 (9.2)	6 (1.4)	0 (0)	0 (0)
<b>Respiratory, thoracic and mediastinal disorders</b>								
Cough	32 (7.5)	1 (0.2)	0 (0)	0 (0)	12 (2.8)	0 (0)	0 (0)	0 (0)
Dysphonia	98 (22.8)	1 (0.2)	0 (0)	0 (0)	12 (2.8)	0 (0)	0 (0)	0 (0)
Dyspnea	28 (6.5)	2 (0.5)	0 (0)	0 (0)	16 (3.8)	2 (0.5)	0 (0)	0 (0)
Epistaxis	19 (4.4)	0 (0)	0 (0)	0 (0)	32 (7.5)	0 (0)	0 (0)	0 (0)
Oropharyngeal pain	13 (3.0)	1 (0.2)	0 (0)	0 (0)	5 (1.2)	0 (0)	0 (0)	0 (0)
Pneumonitis	11 (2.6)	0 (0)	0 (0)	1 (0.2)	1 (0.2)	0 (0)	0 (0)	0 (0)
<b>Skin and subcutaneous tissue disorders</b>								
Alopecia	11 (2.6)	0 (0)	0 (0)	0 (0)	13 (3.1)	0 (0)	0 (0)	0 (0)
Dermatitis	5 (1.2)	1 (0.2)	0 (0)	0 (0)	3 (0.7)	0 (0)	0 (0)	0 (0)
Dermatitis acneiform	5 (1.2)	1 (0.2)	0 (0)	0 (0)	6 (1.4)	0 (0)	0 (0)	0 (0)
Dry skin	27 (6.3)	1 (0.2)	0 (0)	0 (0)	35 (8.2)	0 (0)	0 (0)	0 (0)
Erythema	7 (1.6)	0 (0)	0 (0)	0 (0)	8 (1.9)	0 (0)	0 (0)	0 (0)
Palmar-plantar erythrodysesthesia syndrome	119 (27.7)	22 (5.1)	0 (0)	0 (0)	168 (39.5)	15 (3.5)	0 (0)	0 (0)
Pruritus	53 (12.4)	1 (0.2)	0 (0)	0 (0)	18 (4.2)	0 (0)	0 (0)	0 (0)
Rash	46 (10.7)	1 (0.2)	0 (0)	0 (0)	38 (8.9)	1 (0.2)	0 (0)	0 (0)
Rash maculo-papular	17 (4.0)	1 (0.2)	0 (0)	0 (0)	3 (0.7)	0 (0)	0 (0)	0 (0)
Skin exfoliation	5 (1.2)	0 (0)	0 (0)	0 (0)	8 (1.9)	0 (0)	0 (0)	0 (0)
<b>Vascular disorders</b>								
Hypertension	179 (41.7)	91 (21.2)	0 (0)	0 (0)	184 (43.3)	78 (18.4)	0 (0)	0 (0)
Hypotension	5 (1.2)	1 (0.2)	0 (0)	0 (0)	1 (0.2)	0 (0)	0 (0)	0 (0)

### *In Combination with Lenvatinib (KEYNOTE-581)*

The safety of Keytruda was evaluated in KEYNOTE-581 (See [14 CLINICAL TRIALS](#)). Patients received Keytruda 200 mg intravenously every 3 weeks in combination with lenvatinib 20 mg orally once daily (n=352), or lenvatinib 18 mg orally once daily in combination with everolimus 5 mg orally once daily (n=355), or sunitinib 50 mg orally once daily for 4 weeks then off treatment for 2 weeks (n=340). The median duration of exposure to the combination therapy of Keytruda and lenvatinib was 17.0 months (range: 0.1 to 39.1) and to sunitinib was 7.8 months (range: 0.1 to 37.0). The median duration of exposure to Keytruda was 15.1 months (range: 0.03 to 29.6). Keytruda was continued for a maximum of 24 months; however, treatment with lenvatinib could be continued beyond 24 months.

The most common adverse events (reported in at least 30% of patients) were: fatigue, diarrhea, musculoskeletal pain, hypothyroidism, hypertension, stomatitis, decreased appetite, rash, and nausea. Eighty-two percent of patients had  $\geq$  Grade 3 adverse events. The most common  $\geq$  Grade 3 adverse events ( $\geq$ 5%) were: hypertension (29%); lipase increased (18%); diarrhea (10%); fatigue (9%); amylase increased (9%); hepatotoxicity (9%); proteinuria (8%); weight decreased (8%); and hemorrhagic events (5%).

The frequencies included below and in Table 25 are based on all reported adverse events, regardless of the investigator assessment of causality.

Fatal adverse events occurred in 4.3% of patients treated with Keytruda in combination with lenvatinib, including cardio-respiratory arrest (0.9%), sepsis (0.9%), and one case (0.3%) each of arrhythmia, autoimmune hepatitis, dyspnea, hypertensive crisis, increased blood creatinine, multiple organ dysfunction syndrome, myasthenic syndrome, myocarditis, nephritis, pneumonitis, ruptured aneurysm, and subarachnoid hemorrhage.

Serious adverse events occurred in 51% of patients receiving Keytruda and lenvatinib. Serious adverse events in  $\geq$ 2% of patients were hemorrhagic events (5%), diarrhea (4%), hypertension (3%), myocardial infarction (3%), pneumonitis (3%), vomiting (3%), acute kidney injury (2%), adrenal insufficiency (2%), dyspnea (2%), and pneumonia (2%).

Permanent discontinuation of either of Keytruda, lenvatinib or both due to an adverse event occurred in 37% of patients receiving Keytruda in combination with lenvatinib; 29% Keytruda only, 26% lenvatinib only, and 13% both. The most common adverse events ( $\geq$ 2%) resulting in permanent discontinuation of Keytruda, lenvatinib, or the combination were pneumonitis (3%), myocardial infarction (3%), hepatotoxicity (3%), acute kidney injury (3%), rash (3%), and diarrhea (2%).

Dose interruptions of Keytruda, lenvatinib, or both due to an adverse event occurred in 78% of patients receiving Keytruda in combination with lenvatinib. Keytruda was interrupted in 55% of patients and both drugs were interrupted in 39% of patients. The most common adverse events ( $\geq$ 3%) resulting in interruption of Keytruda were diarrhea (10%), hepatotoxicity (8%), fatigue (7%), lipase increased (5%), amylase increased (4%), musculoskeletal pain (3%), hypertension (3%), rash (3%), acute kidney injury (3%), and decreased appetite (3%).

Of 352 adult patients with advanced or metastatic RCC treated with Keytruda in combination with lenvatinib, 159 (45%) were  $\geq$  65 years of age. In patients  $\geq$  65 years of age the incidence of Grade  $\geq$ 3 adverse events was 88.7% compared to patients <65 years of age was 77.2%. Adverse events leading to discontinuation of either Keytruda, or lenvatinib, or both, in patients  $\geq$  65 years of age was 46.5%

compared to patients <65 years of age was 29.5%. Adverse events leading to discontinuation of Keytruda in patients ≥ 65 years of age was 37.1% compared to patients <65 years of age was 21.8%.

Table 25 summarizes the adverse events that occurred in ≥20% of patients treated with Keytruda and lenvatinib in KEYNOTE-581.

**Table 25: Adverse Events Occurring in ≥20% of Patients Receiving Keytruda with Lenvatinib in KEYNOTE-581**

Adverse Events	Keytruda 200 mg every 3 weeks with Lenvatinib N=352		Sunitinib 50 mg N=340	
	All Grades (%)	Grades 3-4 (%)	All Grades (%)	Grades 3-4 (%)
<b>Endocrine</b>				
Hypothyroidism <sup>a</sup>	57	1	32	0
<b>Gastrointestinal</b>				
Diarrhea <sup>b</sup>	62	10	50	6
Stomatitis <sup>c</sup>	43	2	43	2
Nausea	36	3	33	1
Abdominal pain <sup>d</sup>	27	2	18	1
Vomiting	26	3	20	1
Constipation	25	1	19	0
<b>General</b>				
Fatigue <sup>e</sup>	63	9	56	8
<b>Hepatobiliary</b>				
Hepatotoxicity <sup>f</sup>	25	9	21	5
<b>Investigations</b>				
Weight decreased	30	8	9	0.3
<b>Metabolism</b>				
Decreased appetite <sup>g</sup>	41	4	31	1
<b>Musculoskeletal and Connective Tissue</b>				
Musculoskeletal pain <sup>h</sup>	58	4	41	3

<b>Nervous System</b>				
Headache	23	1	16	1
<b>Renal and Urinary</b>				
Proteinuria <sup>i</sup>	30	8	13	3
Acute kidney injury <sup>j</sup>	21	5	16	2
<b>Respiratory, Thoracic and Mediastinal</b>				
Dysphonia	30	0	4	0
<b>Skin and Subcutaneous Tissue</b>				
Rash <sup>k</sup>	37	5	17	1
Palmar-plantar erythrodysesthesia syndrome <sup>l</sup>	29	4	38	4
<b>Vascular</b>				
Hypertension <sup>m</sup>	56	29	43	20
Hemorrhagic events <sup>n</sup>	27	5	26	4
<p><sup>a</sup> Includes hypothyroidism, increased blood thyroid stimulating hormone, secondary hypothyroidism</p> <p><sup>b</sup> Includes diarrhea, gastroenteritis</p> <p><sup>c</sup> Includes aphthous ulcer, gingival pain, glossitis, glossodynia, mouth ulceration, mucosal inflammation, oral discomfort, oral mucosal blistering, oral pain, oropharyngeal pain, pharyngeal inflammation, stomatitis</p> <p><sup>d</sup> Includes abdominal discomfort, abdominal pain, abdominal rigidity, abdominal tenderness, epigastric discomfort, lower abdominal pain, upper abdominal pain</p> <p><sup>e</sup> Includes asthenia, fatigue, lethargy, malaise</p> <p><sup>f</sup> Includes alanine aminotransferase increased, aspartate aminotransferase increased, blood bilirubin increased, drug-induced liver injury, hepatic enzyme increased, hepatic failure, hepatic function abnormal, hepatocellular injury, hepatotoxicity, hyperbilirubinemia, hypertransaminasemia, immune-mediated hepatitis, liver function test increased, liver injury, transaminases increased, gamma-glutamyltransferase increased</p> <p><sup>g</sup> Includes decreased appetite, early satiety</p> <p><sup>h</sup> Includes arthralgia, arthritis, back pain, bone pain, breast pain, musculoskeletal chest pain, musculoskeletal discomfort, musculoskeletal pain, musculoskeletal stiffness, myalgia, neck pain, non-cardiac chest pain, pain in extremity, pain in jaw</p> <p><sup>i</sup> Includes hemoglobinuria, nephrotic syndrome, proteinuria</p> <p><sup>j</sup> Includes acute kidney injury, azotemia, blood creatinine increased, creatinine renal clearance decreased, hypercreatininemia, renal failure, renal impairment, oliguria, glomerular filtration rate decreased, and nephropathy toxic</p> <p><sup>k</sup> Includes genital rash, infusion site rash, penile rash, perineal rash, rash, rash erythematous, rash macular, rash maculo-papular, rash papular, rash pruritic, rash pustular</p> <p><sup>l</sup> Includes palmar erythema, palmar-plantar erythrodysesthesia syndrome, plantar erythema</p> <p><sup>m</sup> Includes essential hypertension, increased blood pressure, increased diastolic blood pressure, hypertension, hypertensive crisis, hypertensive retinopathy, labile blood pressure</p>				

<sup>n</sup> Includes all hemorrhage terms. Hemorrhage terms that occurred in 1 or more subjects in either treatment group include Anal hemorrhage, aneurysm ruptured, blood blister, blood loss anemia, blood urine present, catheter site hematoma, cerebral microhemorrhage, conjunctival hemorrhage, contusion, diarrhea hemorrhagic, disseminated intravascular coagulation, ecchymosis, epistaxis, eye hemorrhage, gastric hemorrhage, gastritis hemorrhagic, gingival bleeding, hemorrhage urinary tract, hemothorax, hematemesis, hematoma, hematochezia, hematuria, hemoptysis, hemorrhoidal hemorrhage, increased tendency to bruise, injection site hematoma, injection site hemorrhage, intra-abdominal hemorrhage, lower gastrointestinal hemorrhage, Mallory-Weiss syndrome, melaena, petechiae, rectal hemorrhage, renal hemorrhage, retroperitoneal hemorrhage, small intestinal hemorrhage, splinter hemorrhages, subcutaneous hematoma, subdural hematoma, subarachnoid hemorrhage, thrombotic thrombocytopenic purpura, tumor hemorrhage, traumatic hematoma, upper gastrointestinal hemorrhage

### Adjuvant RCC

Table 26 summarizes the treatment-related adverse events that occurred in at least 1% of patients with resected renal cell cancer treated with Keytruda in KEYNOTE-564. The median duration of exposure to Keytruda was 11.1 months (number of administration ranged 1 to 17). The most common treatment-related adverse events (reported in at least 10 % of patients) were fatigue, pruritus, hypothyroidism, diarrhea, rash, hyperthyroidism.

Serious treatment-related adverse events occurred in 12% of patients receiving Keytruda; the most common (incidence  $\geq 1\%$ ) were adrenal insufficiency, colitis, and diabetic ketoacidosis.

Discontinuation of Keytruda due to treatment-related adverse events occurred in 17.6 % of patients; the most common ( $\geq 1\%$ ) were ALT increase (1.6%), colitis (1.0%), and adrenal insufficiency (1.0%).

Dose interruption of Keytruda due to treatment-related adverse events occurred in 16.4% of patients; the most common ( $\geq 1\%$ ) were arthralgia (1.4%), diarrhea (1.4%), hypothyroidism (1.2%), fatigue (1.0%), ALT increase (1.0%), AST increase (1.2%).

**Table 26: Treatment-Related Adverse Events Occurring in  $\geq 1\%$  of Patients with RCC treated with Keytruda in KEYNOTE-564.**

Adverse Reaction	Keytruda 200 mg every 3 weeks n= 488			Placebo N=496		
	Any Grade n (%)	Grade 3 n (%)	Grade 4 n (%)	Any Grade n (%)	Grade 3 n (%)	Grade 4 n (%)
<b>Blood and lymphatic system disorders</b>						
Anemia	6 (1.2)	0	0	4 (0.8)	0	0
<b>Endocrine disorders</b>						
Adrenal Insufficiency	10 (2.0)	6 (1.2)	0	0	0	0
Hyperthyroidism	50 (10.2)	1 (0.2)	0	0	0	0
Hypothyroidism	86 (17.6)	1 (0.2)	0	13 (2.6)	0	0
Thyroiditis	5 (1.0)	1 (0.2)	0	1 (0.2)	0	0
<b>Gastrointestinal disorders</b>						
Colitis	7 (1.4)	4 (0.8)	0	1 (0.2)	0	0

Adverse Reaction	Keytruda 200 mg every 3 weeks n= 488			Placebo N=496		
	Any Grade n (%)	Grade 3 n (%)	Grade 4 n (%)	Any Grade n (%)	Grade 3 n (%)	Grade 4 n (%)
Constipation	8 (1.6)	0	0	6 (1.2)	0	0
Diarrhea	77 (15.8)	8 (1.6)	0	51 (10.3)	0	0
Dry mouth	20 (4.1)	1 (0.2)	0	1 (0.2)	0	0
Dyspepsia	6 (1.2)	0	0	0	0	0
Nausea	39 (8.0)	0	0	23 (4.6)	0	0
Stomatitis	6 (1.2)	0	0	5 (1.0)	0	0
Vomiting	10 (2.0)	1 (1.2)	0	3 (0.6)	0	0
<b>General disorders and administration site conditions</b>						
Asthenia	28 (5.7)	1 (0.2)	0	23 (4.6)	0	0
Chills	7 (1.4)	0	0	4 (0.8)	0	0
Fatigue	99 (20.3)	4 (0.8)	0	71 (14.3)	0	0
Edema	6 (1.2)	0	0	1 (0.2)	0	0
Edema peripheral	8 (1.6)	0	0	8 (1.6)	0	0
Pyrexia	9 (1.8)	1 (0.2)	0	2 (0.4)	0	0
<b>Injury, poisoning and procedural complications</b>						
Infusion related reaction	5 (1.0)	1 (0.2)	0	4 (0.8)	0	0
<b>Investigations</b>						
Alanine aminotransferase increased	22 (4.5)	9 (1.8)	0	9 (1.8)	1 (0.2)	0
Amylase increased	6 (1.2)	2 (0.4)	0	4 (0.8)	0	0
Aspartate aminotransferase increased	22 (4.5)	6 (1.2)	0	5 (1.0)	0	0
Blood alkaline phosphatase increased	7 (1.4)	1 (0.2)	0	1 (0.2)	0	0
Blood creatinine increased	20 (4.1)	1 (0.2)	0	10 (2.0)	0	0
Blood thyroid stimulating hormone increased	12 (2.5)	0	0	3 (0.6)	0	0
Gamma-glutamyltransferase increased	6 (1.2)	1 (0.2)	2 (0.4)	0	0	0
Lipase increased	5 (1.0)	1 (0.2)	1 (0.2)	4 (0.8)	0	0
Transaminase increased	5 (1.0)	1 (0.2)	0	2 (0.4)	0	0
<b>Metabolism and nutrition disorders</b>						
Decreased appetite	15 (3.1)	1 (0.2)	0	2 (0.4)	0	0
Diabetic ketoacidosis	5 (1.0)	4 (0.8)	1 (0.2)	0	0	0

Adverse Reaction	Keytruda 200 mg every 3 weeks n= 488			Placebo N=496		
	Any Grade n (%)	Grade 3 n (%)	Grade 4 n (%)	Any Grade n (%)	Grade 3 n (%)	Grade 4 n (%)
Hyperglycemia	5 (1.0)	2 (0.4)	1 (0.2)	4 (0.8)	1 (0.2)	0
Hypophosphatemia	5 (1.0)	1 (0.2)	0	4 (0.8)	0	0
Type 1 diabetes mellitus	5 (1.0)	3 (0.6)	1 (0.2)	0	0	0
<b>Musculoskeletal and connective tissue disorders</b>						
Arthralgia	46 (9.4)	1 (0.2)	0	43 (8.7)	0	0
Arthritis	7 (1.4)	1 (0.2)	0	3 (0.6)	0	0
Muscle spasms	6 (1.2)	0	0	5 (1.0)	0	0
Myalgia	30 (6.1)	1 (0.2)	0	20 (4.0)	0	0
Pain in extremity	7 (1.4)	0	0	1 (0.2)	0	0
<b>Nervous system disorders</b>						
Dizziness	13 (2.7)	0	0	5 (1.0)	0	0
Dysgeusia	8 (1.6)	0	0	4 (0.8)	0	0
Headache	17 (3.5)	0	0	17 (3.4)	0	0
Paresthesia	9 (1.8)	0	0	1 (0.2)	0	0
<b>Psychiatric disorders</b>						
Insomnia	5 (1.0)	0	0	1 (0.2)	0	0
<b>Renal and urinary disorders</b>						
Proteinuria	7 (1.4)	0	0	1 (0.2)	0	0
<b>Respiratory, thoracic and mediastinal disorders</b>						
Cough	15 (3.1)	0	0	7 (1.4)	0	0
Dyspnea	12 (2.5)	0	0	9 (1.8)	0	0
Pneumonitis	8 (1.6)	1 (0.2)	1 (0.2)	3 (0.6)	0	0
<b>Skin and subcutaneous tissue disorders</b>						
Dermatitis	7 (1.4)	0	0	2 (0.4)	0	0
Dry skin	14 (2.9)	0	0	11 (2.2)	0	0
Eczema	5 (1.0)	0	0	1 (0.2)	0	0
Pruritus	91 (18.6)	1 (0.2)	0	57 (11.5)	0	0
Psoriasis	6 (1.2)	0	0	0	0	0
Rash	73 (15.0)	4 (0.8)	0	36 (7.3)	0	0
Rash maculo-papular	19 (3.9)	2 (0.4)	0	6 (1.2)	0	0
Rash pruritic	10 (2.0)	0	0	0	0	0
Urticaria	5 (1.0)	0	0	3 (0.6)	0	0

## HNSCC

Table 27 summarizes the treatment-related adverse events that occurred in at least 1% of patients with HNSCC treated with Keytruda in KEYNOTE-048. The most common treatment-related adverse events (reported in at least 10% of patients) in either the Keytruda monotherapy arm or Keytruda in combination with chemotherapy arm were anemia, nausea, neutropenia, fatigue, mucosal inflammation, thrombocytopenia, vomiting, stomatitis, decreased appetite, platelet count decreased, diarrhea, neutrophil count decreased, white blood cell count decreased, hypothyroidism, leukopenia, asthenia, blood creatinine increased, hypomagnesemia, and constipation. The most common Grade 3-5 treatment-related adverse events for patients treated with Keytruda as monotherapy in KEYNOTE-048 were hyponatremia (n=6, 2%), pneumonitis (n=4, 1.3%), and fatigue (n=3, 1%). The most common Grade 3-5 treatment-related adverse events for patients treated with Keytruda in combination with chemotherapy in KEYNOTE-048 were anemia (n=54, 19.6%), neutropenia (n=49, 17.8%), neutrophil count decreased (n=27, 9.8%), mucosal inflammation (n=26, 9.4%), thrombocytopenia (n=24, 8.7%), febrile neutropenia (n=22, 8.0%), stomatitis (n=22, 8.0%), fatigue (n=19, 6.9%), nausea (n=15, 5.4%), white blood cell decreased (n=15, 5.4%), and platelet count decreased (n=14, 5.1%).

Treatment was discontinued for treatment-related adverse events in 5.0% of the 300 patients receiving Keytruda as monotherapy and in 25.0% of the 276 patients receiving Keytruda in combination with chemotherapy. The most common treatment-related adverse events leading to study drug discontinuation for Keytruda as monotherapy (occurring in at least 2 patients) were adrenal insufficiency (n=2), autoimmune hepatitis (n=2), and pneumonitis (n=2) and for Keytruda in combination with chemotherapy (occurring in at least 4 patients) were blood creatinine increased (n=6), mucosal inflammation (n=5), febrile neutropenia (n=4), neutropenia (n=4) and septic shock (n=4). The median time to discontinuation for treatment-related adverse events was 7.0 months for patients treated with Keytruda as monotherapy and 0.2 months for patients treated with Keytruda in combination with chemotherapy.

**Table 27: Treatment-Related Adverse Events (incidence ≥ 1%) Keytruda Treatment Groups Combined, APaT Population in KEYNOTE-048.**

Adverse Reaction	Keytruda 200 mg every 3 weeks n=300				Keytruda 200 mg every 3 weeks Platinum FU n=276				Cetuximab Platinum FU n=287			
	Any Grade n (%)	Grade 3 n (%)	Grade 4 n (%)	Grade 5 n (%)	Any Grade n (%)	Grade 3 n (%)	Grade 4 n (%)	Grade 5 n (%)	Any Grade n (%)	Grade 3 n (%)	Grade 4 n (%)	Grade 5 n (%)
<b>Blood and lymphatic system disorders</b>												
Anemia	12 (4.0)	2 (0.7)	0 (0.0)	0 (0.0)	134 (48.6)	52 (18.8)	2 (0.7)	0 (0.0)	118 (41.1)	43 (15.0)	0 (0.0)	0 (0.0)
Febrile neutropenia	0 (0.0)	0 (0.0)	0 (0.0)	0 (0.0)	22 (8.0)	15 (5.4)	7 (2.5)	0 (0.0)	13 (4.5)	11 (3.8)	2 (0.7)	0 (0.0)
Leukopenia	2 (0.7)	0 (0.0)	0 (0.0)	0 (0.0)	34 (12.3)	8 (2.9)	0 (0.0)	0 (0.0)	38 (13.2)	9 (3.1)	7 (2.4)	0 (0.0)
Lymphopenia	2 (0.7)	1 (0.3)	0 (0.0)	0 (0.0)	7 (2.5)	1 (0.4)	0 (0.0)	0 (0.0)	15 (5.2)	3 (1.0)	1 (0.3)	0 (0.0)
Neutropenia	3 (1.0)	0 (0.0)	0 (0.0)	0 (0.0)	91 (33.0)	35 (12.7)	14 (5.1)	0 (0.0)	89 (31.0)	38 (13.2)	20 (7.0)	0 (0.0)
Pancytopenia	0 (0.0)	0 (0.0)	0 (0.0)	0 (0.0)	4 (1.4)	2 (0.7)	0 (0.0)	0 (0.0)	3 (1.0)	1 (0.3)	2 (0.7)	0 (0.0)
Thrombocytopenia	4 (1.3)	0 (0.0)	1 (0.3)	0 (0.0)	75 (27.2)	16 (5.8)	8 (2.9)	0 (0.0)	62 (21.6)	18 (6.3)	6 (2.1)	0 (0.0)

Adverse Reaction	Keytruda 200 mg every 3 weeks n=300				Keytruda 200 mg every 3 weeks Platinum FU n=276				Cetuximab Platinum FU n=287			
	Any Grade n (%)	Grade 3 n (%)	Grade 4 n (%)	Grade 5 n (%)	Any Grade n (%)	Grade 3 n (%)	Grade 4 n (%)	Grade 5 n (%)	Any Grade n (%)	Grade 3 n (%)	Grade 4 n (%)	Grade 5 n (%)
<b>Ear and labyrinth disorders</b>												
Deafness	0 (0.0)	0 (0.0)	0 (0.0)	0 (0.0)	3 (1.1)	0 (0.0)	0 (0.0)	0 (0.0)	3 (1.0)	0 (0.0)	0 (0.0)	0 (0.0)
Hypoacusis	0 (0.0)	0 (0.0)	0 (0.0)	0 (0.0)	6 (2.2)	0 (0.0)	0 (0.0)	0 (0.0)	12 (4.2)	1 (0.3)	0 (0.0)	0 (0.0)
Tinnitus	0 (0.0)	0 (0.0)	0 (0.0)	0 (0.0)	15 (5.4)	0 (0.0)	0 (0.0)	0 (0.0)	16 (5.6)	0 (0.0)	0 (0.0)	0 (0.0)
<b>Endocrine disorders</b>												
Hyperthyroidism	6 (2.0)	1 (0.3)	0 (0.0)	0 (0.0)	8 (2.9)	0 (0.0)	0 (0.0)	0 (0.0)	0 (0.0)	0 (0.0)	0 (0.0)	0 (0.0)
Hypothyroidism	39 (13.0)	0 (0.0)	0 (0.0)	0 (0.0)	36 (13.0)	0 (0.0)	0 (0.0)	0 (0.0)	1 (0.3)	0 (0.0)	0 (0.0)	0 (0.0)
<b>Gastrointestinal disorders</b>												
Abdominal pain	0 (0.0)	0 (0.0)	0 (0.0)	0 (0.0)	3 (1.1)	1 (0.4)	0 (0.0)	0 (0.0)	11 (3.8)	4 (1.4)	0 (0.0)	0 (0.0)
Abdominal pain upper	1 (0.3)	0 (0.0)	0 (0.0)	0 (0.0)	4 (1.4)	0 (0.0)	0 (0.0)	0 (0.0)	11 (3.8)	0 (0.0)	0 (0.0)	0 (0.0)
Aphthous ulcer	0 (0.0)	0 (0.0)	0 (0.0)	0 (0.0)	3 (1.1)	0 (0.0)	0 (0.0)	0 (0.0)	5 (1.7)	2 (0.7)	0 (0.0)	0 (0.0)
Colitis	1 (0.3)	0 (0.0)	0 (0.0)	0 (0.0)	6 (2.2)	1 (0.4)	0 (0.0)	0 (0.0)	2 (0.7)	2 (0.7)	0 (0.0)	0 (0.0)
Constipation	9 (3.0)	0 (0.0)	0 (0.0)	0 (0.0)	28 (10.1)	0 (0.0)	0 (0.0)	0 (0.0)	31 (10.8)	0 (0.0)	0 (0.0)	0 (0.0)
Diarrhea	17 (5.7)	1 (0.3)	0 (0.0)	0 (0.0)	50 (18.1)	3 (1.1)	0 (0.0)	0 (0.0)	76 (26.5)	5 (1.7)	0 (0.0)	0 (0.0)
Dry mouth	5 (1.7)	0 (0.0)	0 (0.0)	0 (0.0)	9 (3.3)	0 (0.0)	0 (0.0)	0 (0.0)	5 (1.7)	0 (0.0)	0 (0.0)	0 (0.0)
Dyspepsia	4 (1.3)	0 (0.0)	0 (0.0)	0 (0.0)	7 (2.5)	0 (0.0)	0 (0.0)	0 (0.0)	14 (4.9)	0 (0.0)	0 (0.0)	0 (0.0)
Dysphagia	0 (0.0)	0 (0.0)	0 (0.0)	0 (0.0)	6 (2.2)	1 (0.4)	0 (0.0)	0 (0.0)	3 (1.0)	0 (0.0)	0 (0.0)	0 (0.0)
Nausea	12 (4.0)	0 (0.0)	0 (0.0)	0 (0.0)	125 (45.3)	15 (5.4)	0 (0.0)	0 (0.0)	131 (45.6)	16 (5.6)	0 (0.0)	0 (0.0)
Oral pain	0 (0.0)	0 (0.0)	0 (0.0)	0 (0.0)	5 (1.8)	1 (0.4)	0 (0.0)	0 (0.0)	5 (1.7)	1 (0.3)	0 (0.0)	0 (0.0)
Stomatitis	2 (0.7)	0 (0.0)	0 (0.0)	0 (0.0)	69 (25.0)	21 (7.6)	1 (0.4)	0 (0.0)	70 (24.4)	9 (3.1)	1 (0.3)	0 (0.0)
Tongue discomfort	3 (1.0)	0 (0.0)	0 (0.0)	0 (0.0)	0 (0.0)	0 (0.0)	0 (0.0)	0 (0.0)	0 (0.0)	0 (0.0)	0 (0.0)	0 (0.0)
Vomiting	7 (2.3)	0 (0.0)	0 (0.0)	0 (0.0)	75 (27.2)	7 (2.5)	0 (0.0)	0 (0.0)	64 (22.3)	5 (1.7)	0 (0.0)	0 (0.0)
<b>General disorders and administration site conditions</b>												
Asthenia	7 (2.3)	1 (0.3)	0 (0.0)	0 (0.0)	32 (11.6)	7 (2.5)	0 (0.0)	0 (0.0)	30 (10.5)	6 (2.1)	0 (0.0)	0 (0.0)
Chest pain	0 (0.0)	0 (0.0)	0 (0.0)	0 (0.0)	3 (1.1)	0 (0.0)	0 (0.0)	0 (0.0)	3 (1.0)	0 (0.0)	0 (0.0)	0 (0.0)
Chills	4 (1.3)	0 (0.0)	0 (0.0)	0 (0.0)	4 (1.4)	0 (0.0)	0 (0.0)	0 (0.0)	3 (1.0)	0 (0.0)	0 (0.0)	0 (0.0)
Face edema	2 (0.7)	0 (0.0)	0 (0.0)	0 (0.0)	3 (1.1)	0 (0.0)	0 (0.0)	0 (0.0)	1 (0.3)	0 (0.0)	0 (0.0)	0 (0.0)
Fatigue	43 (14.3)	3 (1.0)	0 (0.0)	0 (0.0)	84 (30.4)	19 (6.9)	0 (0.0)	0 (0.0)	83 (28.9)	11 (3.8)	0 (0.0)	0 (0.0)
Malaise	4 (1.3)	0 (0.0)	0 (0.0)	0 (0.0)	18 (6.5)	0 (0.0)	0 (0.0)	0 (0.0)	9 (3.1)	0 (0.0)	0 (0.0)	0 (0.0)
Mucosal inflammation	8 (2.7)	2 (0.7)	0 (0.0)	0 (0.0)	77 (27.9)	25 (9.1)	1 (0.4)	0 (0.0)	76 (26.5)	14 (4.9)	0 (0.0)	0 (0.0)
Edema peripheral	3 (1.0)	0 (0.0)	0 (0.0)	0 (0.0)	3 (1.1)	0 (0.0)	0 (0.0)	0 (0.0)	1 (0.3)	0 (0.0)	0 (0.0)	0 (0.0)
Peripheral swelling	3 (1.0)	0 (0.0)	0 (0.0)	0 (0.0)	1 (0.4)	0 (0.0)	0 (0.0)	0 (0.0)	1 (0.3)	1 (0.3)	0 (0.0)	0 (0.0)
Pyrexia	10 (3.3)	0 (0.0)	0 (0.0)	0 (0.0)	16 (5.8)	0 (0.0)	0 (0.0)	0 (0.0)	12 (4.2)	0 (0.0)	0 (0.0)	0 (0.0)
<b>Infections and infestations</b>												
Bronchitis	0 (0.0)	0 (0.0)	0 (0.0)	0 (0.0)	3 (1.1)	0 (0.0)	0 (0.0)	1 (0.4)	5 (1.7)	0 (0.0)	1 (0.3)	0 (0.0)
Candida infection	1 (0.3)	0 (0.0)	0 (0.0)	0 (0.0)	8 (2.9)	2 (0.7)	0 (0.0)	0 (0.0)	2 (0.7)	0 (0.0)	0 (0.0)	0 (0.0)

Adverse Reaction	Keytruda 200 mg every 3 weeks n=300				Keytruda 200 mg every 3 weeks Platinum FU n=276				Cetuximab Platinum FU n=287			
	Any Grade n (%)	Grade 3 n (%)	Grade 4 n (%)	Grade 5 n (%)	Any Grade n (%)	Grade 3 n (%)	Grade 4 n (%)	Grade 5 n (%)	Any Grade n (%)	Grade 3 n (%)	Grade 4 n (%)	Grade 5 n (%)
Lung infection	0 (0.0)	0 (0.0)	0 (0.0)	0 (0.0)	4 (1.4)	2 (0.7)	0 (0.0)	0 (0.0)	0 (0.0)	0 (0.0)	0 (0.0)	0 (0.0)
Oral candidiasis	0 (0.0)	0 (0.0)	0 (0.0)	0 (0.0)	12 (4.3)	0 (0.0)	0 (0.0)	0 (0.0)	10 (3.5)	0 (0.0)	0 (0.0)	0 (0.0)
Pneumonia	2 (0.7)	1 (0.3)	0 (0.0)	0 (0.0)	8 (2.9)	1 (0.4)	4 (1.4)	0 (0.0)	12 (4.2)	4 (1.4)	0 (0.0)	3 (1.0)
Septic shock	0 (0.0)	0 (0.0)	0 (0.0)	0 (0.0)	6 (2.2)	0 (0.0)	1 (0.4)	5 (1.8)	0 (0.0)	0 (0.0)	0 (0.0)	0 (0.0)
<b>Investigations</b>												
Alanine aminotransferase increased	7 (2.3)	0 (0.0)	0 (0.0)	0 (0.0)	9 (3.3)	1 (0.4)	0 (0.0)	0 (0.0)	15 (5.2)	2 (0.7)	0 (0.0)	0 (0.0)
Aspartate aminotransferase increased	8 (2.7)	1 (0.3)	0 (0.0)	0 (0.0)	11 (4.0)	1 (0.4)	0 (0.0)	0 (0.0)	14 (4.9)	3 (1.0)	0 (0.0)	0 (0.0)
Blood alkaline phosphatase increased	3 (1.0)	1 (0.3)	0 (0.0)	0 (0.0)	5 (1.8)	0 (0.0)	0 (0.0)	0 (0.0)	7 (2.4)	0 (0.0)	0 (0.0)	0 (0.0)
Blood creatinine increased	2 (0.7)	0 (0.0)	0 (0.0)	0 (0.0)	31 (11.2)	1 (0.4)	0 (0.0)	0 (0.0)	16 (5.6)	0 (0.0)	0 (0.0)	0 (0.0)
Blood magnesium decreased	0 (0.0)	0 (0.0)	0 (0.0)	0 (0.0)	8 (2.9)	1 (0.4)	0 (0.0)	0 (0.0)	6 (2.1)	0 (0.0)	0 (0.0)	0 (0.0)
Blood potassium increased	0 (0.0)	0 (0.0)	0 (0.0)	0 (0.0)	4 (1.4)	0 (0.0)	0 (0.0)	0 (0.0)	0 (0.0)	0 (0.0)	0 (0.0)	0 (0.0)
Blood sodium decreased	1 (0.3)	0 (0.0)	0 (0.0)	0 (0.0)	4 (1.4)	2 (0.7)	0 (0.0)	0 (0.0)	2 (0.7)	1 (0.3)	0 (0.0)	0 (0.0)
Blood thyroid stimulating hormone increased	2 (0.7)	0 (0.0)	0 (0.0)	0 (0.0)	5 (1.8)	0 (0.0)	0 (0.0)	0 (0.0)	0 (0.0)	0 (0.0)	0 (0.0)	0 (0.0)
C-reactive protein increased	0 (0.0)	0 (0.0)	0 (0.0)	0 (0.0)	3 (1.1)	0 (0.0)	0 (0.0)	0 (0.0)	1 (0.3)	1 (0.3)	0 (0.0)	0 (0.0)
Gamma-glutamyltransferase increased	2 (0.7)	2 (0.7)	0 (0.0)	0 (0.0)	3 (1.1)	1 (0.4)	0 (0.0)	0 (0.0)	2 (0.7)	1 (0.3)	0 (0.0)	0 (0.0)
Hemoglobin decreased	0 (0.0)	0 (0.0)	0 (0.0)	0 (0.0)	5 (1.8)	2 (0.7)	0 (0.0)	0 (0.0)	3 (1.0)	1 (0.3)	0 (0.0)	0 (0.0)
Lymphocyte count decreased	4 (1.3)	1 (0.3)	0 (0.0)	0 (0.0)	12 (4.3)	5 (1.8)	4 (1.4)	0 (0.0)	8 (2.8)	4 (1.4)	2 (0.7)	0 (0.0)
Neutrophil count decreased	1 (0.3)	0 (0.0)	0 (0.0)	0 (0.0)	45 (16.3)	20 (7.2)	7 (2.5)	0 (0.0)	54 (18.8)	24 (8.4)	11 (3.8)	0 (0.0)
Platelet count decreased	1 (0.3)	0 (0.0)	0 (0.0)	0 (0.0)	51 (18.5)	9 (3.3)	5 (1.8)	0 (0.0)	46 (16.0)	6 (2.1)	3 (1.0)	0 (0.0)

Adverse Reaction	Keytruda 200 mg every 3 weeks n=300				Keytruda 200 mg every 3 weeks Platinum FU n=276				Cetuximab Platinum FU n=287			
	Any Grade n (%)	Grade 3 n (%)	Grade 4 n (%)	Grade 5 n (%)	Any Grade n (%)	Grade 3 n (%)	Grade 4 n (%)	Grade 5 n (%)	Any Grade n (%)	Grade 3 n (%)	Grade 4 n (%)	Grade 5 n (%)
Transaminases increased	1 (0.3)	0 (0.0)	0 (0.0)	0 (0.0)	3 (1.1)	0 (0.0)	0 (0.0)	0 (0.0)	0 (0.0)	0 (0.0)	0 (0.0)	0 (0.0)
Weight decreased	9 (3.0)	1 (0.3)	0 (0.0)	0 (0.0)	21 (7.6)	2 (0.7)	0 (0.0)	0 (0.0)	30 (10.5)	1 (0.3)	0 (0.0)	0 (0.0)
Weight increased	1 (0.3)	1 (0.3)	0 (0.0)	0 (0.0)	3 (1.1)	0 (0.0)	0 (0.0)	0 (0.0)	1 (0.3)	0 (0.0)	0 (0.0)	0 (0.0)
White blood cell count decreased	2 (0.7)	0 (0.0)	0 (0.0)	0 (0.0)	36 (13.0)	13 (4.7)	2 (0.7)	0 (0.0)	43 (15.0)	19 (6.6)	3 (1.0)	0 (0.0)
<b>Metabolism and nutrition disorders</b>												
Decreased appetite	16 (5.3)	1 (0.3)	0 (0.0)	0 (0.0)	62 (22.5)	12 (4.3)	0 (0.0)	0 (0.0)	62 (21.6)	8 (2.8)	0 (0.0)	0 (0.0)
Dehydration	2 (0.7)	1 (0.3)	0 (0.0)	0 (0.0)	9 (3.3)	1 (0.4)	0 (0.0)	0 (0.0)	7 (2.4)	3 (1.0)	0 (0.0)	0 (0.0)
Hyperglycemia	5 (1.7)	2 (0.7)	0 (0.0)	0 (0.0)	4 (1.4)	2 (0.7)	1 (0.4)	0 (0.0)	2 (0.7)	0 (0.0)	0 (0.0)	0 (0.0)
Hyperkalemia	1 (0.3)	0 (0.0)	0 (0.0)	0 (0.0)	5 (1.8)	0 (0.0)	0 (0.0)	0 (0.0)	8 (2.8)	3 (1.0)	0 (0.0)	0 (0.0)
Hypoalbuminemia	1 (0.3)	0 (0.0)	0 (0.0)	0 (0.0)	6 (2.2)	0 (0.0)	0 (0.0)	0 (0.0)	3 (1.0)	0 (0.0)	0 (0.0)	0 (0.0)
Hypocalcemia	0 (0.0)	0 (0.0)	0 (0.0)	0 (0.0)	10 (3.6)	2 (0.7)	0 (0.0)	0 (0.0)	12 (4.2)	1 (0.3)	1 (0.3)	0 (0.0)
Hypokalemia	4 (1.3)	1 (0.3)	0 (0.0)	0 (0.0)	16 (5.8)	6 (2.2)	3 (1.1)	0 (0.0)	36 (12.5)	7 (2.4)	4 (1.4)	0 (0.0)
Hypomagnesemia	3 (1.0)	0 (0.0)	0 (0.0)	0 (0.0)	29 (10.5)	4 (1.4)	0 (0.0)	0 (0.0)	95 (33.1)	8 (2.8)	3 (1.0)	0 (0.0)
Hyponatremia	10 (3.3)	5 (1.7)	1 (0.3)	0 (0.0)	23 (8.3)	9 (3.3)	1 (0.4)	0 (0.0)	19 (6.6)	7 (2.4)	1 (0.3)	0 (0.0)
Hypophosphatemia	1 (0.3)	0 (0.0)	0 (0.0)	0 (0.0)	6 (2.2)	2 (0.7)	0 (0.0)	0 (0.0)	19 (6.6)	5 (1.7)	0 (0.0)	0 (0.0)
<b>Musculoskeletal and connective tissue disorders</b>												
Arthralgia	6 (2.0)	1 (0.3)	0 (0.0)	0 (0.0)	9 (3.3)	0 (0.0)	0 (0.0)	0 (0.0)	3 (1.0)	0 (0.0)	0 (0.0)	0 (0.0)
Muscular weakness	3 (1.0)	0 (0.0)	0 (0.0)	0 (0.0)	3 (1.1)	0 (0.0)	0 (0.0)	0 (0.0)	4 (1.4)	0 (0.0)	0 (0.0)	0 (0.0)
Myalgia	2 (0.7)	0 (0.0)	0 (0.0)	0 (0.0)	4 (1.4)	0 (0.0)	0 (0.0)	0 (0.0)	3 (1.0)	0 (0.0)	0 (0.0)	0 (0.0)
<b>Nervous system disorders</b>												
Dizziness	4 (1.3)	0 (0.0)	0 (0.0)	0 (0.0)	8 (2.9)	0 (0.0)	0 (0.0)	0 (0.0)	8 (2.8)	1 (0.3)	0 (0.0)	0 (0.0)
Dysgeusia	6 (2.0)	0 (0.0)	0 (0.0)	0 (0.0)	16 (5.8)	0 (0.0)	0 (0.0)	0 (0.0)	15 (5.2)	0 (0.0)	0 (0.0)	0 (0.0)
Headache	8 (2.7)	0 (0.0)	0 (0.0)	0 (0.0)	4 (1.4)	0 (0.0)	0 (0.0)	0 (0.0)	4 (1.4)	0 (0.0)	0 (0.0)	0 (0.0)
Hypoesthesia	0 (0.0)	0 (0.0)	0 (0.0)	0 (0.0)	3 (1.1)	0 (0.0)	0 (0.0)	0 (0.0)	1 (0.3)	0 (0.0)	0 (0.0)	0 (0.0)
Neuropathy peripheral	0 (0.0)	0 (0.0)	0 (0.0)	0 (0.0)	9 (3.3)	0 (0.0)	0 (0.0)	0 (0.0)	6 (2.1)	1 (0.3)	0 (0.0)	0 (0.0)
Neurotoxicity	0 (0.0)	0 (0.0)	0 (0.0)	0 (0.0)	4 (1.4)	0 (0.0)	0 (0.0)	0 (0.0)	3 (1.0)	0 (0.0)	0 (0.0)	0 (0.0)
Paresthesia	1 (0.3)	0 (0.0)	0 (0.0)	0 (0.0)	6 (2.2)	0 (0.0)	0 (0.0)	0 (0.0)	4 (1.4)	0 (0.0)	0 (0.0)	0 (0.0)
Peripheral sensory neuropathy	1 (0.3)	0 (0.0)	0 (0.0)	0 (0.0)	15 (5.4)	3 (1.1)	0 (0.0)	0 (0.0)	6 (2.1)	2 (0.7)	0 (0.0)	0 (0.0)
Syncope	0 (0.0)	0 (0.0)	0 (0.0)	0 (0.0)	6 (2.2)	4 (1.4)	0 (0.0)	0 (0.0)	2 (0.7)	2 (0.7)	0 (0.0)	0 (0.0)
<b>Psychiatric disorders</b>												
Insomnia	3 (1.0)	0 (0.0)	0 (0.0)	0 (0.0)	1 (0.4)	0 (0.0)	0 (0.0)	0 (0.0)	4 (1.4)	0 (0.0)	0 (0.0)	0 (0.0)

Adverse Reaction	Keytruda 200 mg every 3 weeks n=300				Keytruda 200 mg every 3 weeks Platinum FU n=276				Cetuximab Platinum FU n=287			
	Any Grade n (%)	Grade 3 n (%)	Grade 4 n (%)	Grade 5 n (%)	Any Grade n (%)	Grade 3 n (%)	Grade 4 n (%)	Grade 5 n (%)	Any Grade n (%)	Grade 3 n (%)	Grade 4 n (%)	Grade 5 n (%)
<b>Renal and urinary disorders</b>												
Acute kidney injury	3 (1.0)	1 (0.3)	0 (0.0)	0 (0.0)	15 (5.4)	3 (1.1)	1 (0.4)	0 (0.0)	6 (2.1)	1 (0.3)	0 (0.0)	0 (0.0)
Renal failure	0 (0.0)	0 (0.0)	0 (0.0)	0 (0.0)	6 (2.2)	0 (0.0)	0 (0.0)	0 (0.0)	2 (0.7)	1 (0.3)	0 (0.0)	0 (0.0)
Tubulointerstitial nephritis	3 (1.0)	2 (0.7)	0 (0.0)	0 (0.0)	0 (0.0)	0 (0.0)	0 (0.0)	0 (0.0)	0 (0.0)	0 (0.0)	0 (0.0)	0 (0.0)
<b>Respiratory, thoracic and mediastinal disorders</b>												
Cough	5 (1.7)	0 (0.0)	0 (0.0)	0 (0.0)	2 (0.7)	0 (0.0)	0 (0.0)	0 (0.0)	3 (1.0)	0 (0.0)	0 (0.0)	0 (0.0)
Dyspnea	7 (2.3)	2 (0.7)	0 (0.0)	0 (0.0)	4 (1.4)	2 (0.7)	0 (0.0)	0 (0.0)	5 (1.7)	0 (0.0)	0 (0.0)	0 (0.0)
Dyspnea exertional	1 (0.3)	0 (0.0)	0 (0.0)	0 (0.0)	3 (1.1)	0 (0.0)	0 (0.0)	0 (0.0)	1 (0.3)	0 (0.0)	0 (0.0)	0 (0.0)
Epistaxis	1 (0.3)	0 (0.0)	0 (0.0)	0 (0.0)	4 (1.4)	0 (0.0)	0 (0.0)	0 (0.0)	8 (2.8)	0 (0.0)	0 (0.0)	0 (0.0)
Hiccups	0 (0.0)	0 (0.0)	0 (0.0)	0 (0.0)	7 (2.5)	0 (0.0)	0 (0.0)	0 (0.0)	4 (1.4)	0 (0.0)	0 (0.0)	0 (0.0)
Interstitial lung disease	2 (0.7)	1 (0.3)	0 (0.0)	0 (0.0)	3 (1.1)	1 (0.4)	0 (0.0)	1 (0.4)	1 (0.3)	0 (0.0)	0 (0.0)	0 (0.0)
Oropharyngeal pain	1 (0.3)	0 (0.0)	0 (0.0)	0 (0.0)	3 (1.1)	0 (0.0)	0 (0.0)	0 (0.0)	5 (1.7)	1 (0.3)	0 (0.0)	0 (0.0)
Pleural effusion	3 (1.0)	0 (0.0)	0 (0.0)	0 (0.0)	1 (0.4)	1 (0.4)	0 (0.0)	0 (0.0)	1 (0.3)	0 (0.0)	0 (0.0)	0 (0.0)
Pneumonitis	15 (5.0)	3 (1.0)	0 (0.0)	1 (0.3)	11 (4.0)	3 (1.1)	0 (0.0)	0 (0.0)	1 (0.3)	1 (0.3)	0 (0.0)	0 (0.0)
<b>Skin and subcutaneous tissue disorders</b>												
Alopecia	1 (0.3)	0 (0.0)	0 (0.0)	0 (0.0)	13 (4.7)	0 (0.0)	0 (0.0)	0 (0.0)	14 (4.9)	0 (0.0)	0 (0.0)	0 (0.0)
Dermatitis	4 (1.3)	0 (0.0)	0 (0.0)	0 (0.0)	1 (0.4)	0 (0.0)	0 (0.0)	0 (0.0)	6 (2.1)	0 (0.0)	0 (0.0)	0 (0.0)
Dermatitis acneiform	6 (2.0)	0 (0.0)	0 (0.0)	0 (0.0)	1 (0.4)	0 (0.0)	0 (0.0)	0 (0.0)	82 (28.6)	6 (2.1)	0 (0.0)	0 (0.0)
Dry skin	6 (2.0)	0 (0.0)	0 (0.0)	0 (0.0)	5 (1.8)	0 (0.0)	0 (0.0)	0 (0.0)	27 (9.4)	2 (0.7)	0 (0.0)	0 (0.0)
Erythema	3 (1.0)	1 (0.3)	0 (0.0)	0 (0.0)	1 (0.4)	0 (0.0)	0 (0.0)	0 (0.0)	7 (2.4)	0 (0.0)	0 (0.0)	0 (0.0)
Palmar-plantar erythrodysesthesia syndrome	1 (0.3)	0 (0.0)	0 (0.0)	0 (0.0)	4 (1.4)	0 (0.0)	0 (0.0)	0 (0.0)	20 (7.0)	2 (0.7)	0 (0.0)	0 (0.0)
Pruritis	22 (7.3)	0 (0.0)	0 (0.0)	0 (0.0)	14 (5.1)	0 (0.0)	0 (0.0)	0 (0.0)	24 (8.4)	1 (0.3)	0 (0.0)	0 (0.0)
Rash	25 (8.3)	2 (0.7)	0 (0.0)	0 (0.0)	23 (8.3)	1 (0.4)	0 (0.0)	0 (0.0)	101 (35.2)	17 (5.9)	0 (0.0)	0 (0.0)
Rash maculopapular	6 (2.0)	1 (0.3)	0 (0.0)	0 (0.0)	7 (2.5)	0 (0.0)	0 (0.0)	0 (0.0)	14 (4.9)	1 (0.3)	0 (0.0)	0 (0.0)
<b>Vascular disorders</b>												
Hypotension	0 (0.0)	0 (0.0)	0 (0.0)	0 (0.0)	4 (1.4)	2 (0.7)	1 (0.4)	0 (0.0)	4 (1.4)	0 (0.0)	0 (0.0)	0 (0.0)
Phlebitis	0 (0.0)	0 (0.0)	0 (0.0)	0 (0.0)	4 (1.4)	0 (0.0)	0 (0.0)	0 (0.0)	2 (0.7)	0 (0.0)	0 (0.0)	0 (0.0)
Vasculitis	0 (0.0)	0 (0.0)	0 (0.0)	0 (0.0)	5 (1.8)	1 (0.4)	0 (0.0)	0 (0.0)	1 (0.3)	0 (0.0)	0 (0.0)	0 (0.0)

### Gastric or Gastroesophageal Junction (GEJ) adenocarcinoma

Table 28 summarizes the treatment-related adverse events that occurred in at least 1% of patients with locally advanced unresectable or metastatic HER2-positive gastric or gastroesophageal junction (GEJ) adenocarcinoma treated with Keytruda in combination with trastuzumab, fluoropyrimidine- and platinum-containing chemotherapy in KEYNOTE-811 (See [14 CLINICAL TRIALS](#)). The median duration of exposure for the Keytruda in combination with trastuzumab, fluoropyrimidine- and platinum-containing chemotherapy arm was 9.6 months and 7.3 months for the trastuzumab, fluoropyrimidine- and platinum-containing chemotherapy arm.

The most frequently reported treatment-related adverse events ( $\geq 20\%$  incidence) for Keytruda in combination with trastuzumab, fluoropyrimidine- and platinum-containing chemotherapy group were diarrhea, nausea, anemia, neutrophil count decreased, decreased appetite, platelet count decreased, vomiting, peripheral sensory neuropathy, and palmar-plantar erythrodysesthesia syndrome.

Serious treatment-related adverse events occurred in 25% of patients treated with Keytruda in combination with trastuzumab, fluoropyrimidine- and platinum-containing chemotherapy. Serious treatment-related adverse events occurring in  $\geq 2\%$  of patients were diarrhea, infusion-related reaction and pneumonia.

Fatal adverse events considered treatment-related occurred in four patients treated with Keytruda in combination with trastuzumab, fluoropyrimidine- and platinum-containing chemotherapy: pneumonitis, hepatitis, sepsis and cerebral infarction.

Keytruda was discontinued for treatment-related adverse events in 8.3% of patients treated with Keytruda in combination with trastuzumab, fluoropyrimidine- and platinum-containing chemotherapy. The median time to discontinuation for treatment-related adverse events was 3.9 months. The most common treatment-related adverse event ( $\geq 1\%$  incidence) leading to discontinuation of Keytruda was pneumonitis (1.4%). Keytruda was interrupted for treatment-related adverse events in 58% of patients, with the most common treatment-related adverse events ( $\geq 5\%$  incidence) leading to interruption of Keytruda being neutrophil count decreased, neutropenia, platelet count decreased and diarrhea.

**Table 28: Treatment-Related Adverse Events (Incidence  $\geq 1\%$ ) in Patients Treated with Keytruda in combination with trastuzumab, fluoropyrimidine- and platinum-containing chemotherapy, APaT Population in KEYNOTE-811.**

Adverse Reaction	Keytruda 200 mg every 3 weeks Trastuzumab Fluoropyrimidine and Platinum Chemotherapy n=350				Placebo Trastuzumab Fluoropyrimidine and Platinum Chemotherapy n=346			
	Any Grade n (%)	Grade 3 n (%)	Grade 4 n (%)	Grade 5 n (%)	Any Grade n (%)	Grade 3 n (%)	Grade 4 n (%)	Grade 5 n (%)
<b>Blood and lymphatic system disorders</b>								
Anemia	109 (31.1)	20 (5.7)	1 (0.3)	0 (0.0)	113 (32.7)	19 (5.5)	1 (0.3)	0 (0.0)
Leukopenia	11 (3.1)	2 (0.6)	0 (0.0)	0 (0.0)	21 (6.1)	3 (0.9)	0 (0.0)	0 (0.0)

Adverse Reaction	Keytruda 200 mg every 3 weeks Trastuzumab Fluoropyrimidine and Platinum Chemotherapy n=350				Placebo Trastuzumab Fluoropyrimidine and Platinum Chemotherapy n=346			
	Any Grade n (%)	Grade 3 n (%)	Grade 4 n (%)	Grade 5 n (%)	Any Grade n (%)	Grade 3 n (%)	Grade 4 n (%)	Grade 5 n (%)
Neutropenia	59 (16.9)	19 (5.4)	3 (0.9)	0 (0.0)	54 (15.6)	14 (4.0)	2 (0.6)	0 (0.0)
Thrombocytopenia	40 (11.4)	10 (2.9)	1 (0.3)	0 (0.0)	44 (12.7)	2 (0.6)	4 (1.2)	0 (0.0)
<b>Cardiac disorders</b>								
Mitral valve incompetence	5 (1.4)	0 (0.0)	0 (0.0)	0 (0.0)	1 (0.3)	0 (0.0)	0 (0.0)	0 (0.0)
<b>Ear and labyrinth disorders</b>								
Hypoacusis	5 (1.4)	3 (0.9)	0 (0.0)	0 (0.0)	2 (0.6)	0 (0.0)	0 (0.0)	0 (0.0)
Tinnitus	7 (2.0)	0 (0.0)	0 (0.0)	0 (0.0)	5 (1.4)	0 (0.0)	0 (0.0)	0 (0.0)
<b>Endocrine disorders</b>								
Adrenal insufficiency	4 (1.1)	1 (0.3)	0 (0.0)	0 (0.0)	0 (0.0)	0 (0.0)	0 (0.0)	0 (0.0)
Hyperthyroidism	12 (3.4)	0 (0.0)	0 (0.0)	0 (0.0)	7 (2.0)	0 (0.0)	0 (0.0)	0 (0.0)
Hypophysitis	4 (1.1)	2 (0.6)	0 (0.0)	0 (0.0)	0 (0.0)	0 (0.0)	0 (0.0)	0 (0.0)
Hypothyroidism	29 (8.3)	0 (0.0)	0 (0.0)	0 (0.0)	15 (4.3)	0 (0.0)	0 (0.0)	0 (0.0)
<b>Eye disorders</b>								
Dry eye	6 (1.7)	1 (0.3)	0 (0.0)	0 (0.0)	1 (0.3)	0 (0.0)	0 (0.0)	0 (0.0)
<b>Gastrointestinal disorders</b>								
Abdominal distension	4 (1.1)	0 (0.0)	0 (0.0)	0 (0.0)	3 (0.9)	0 (0.0)	0 (0.0)	0 (0.0)
Abdominal pain	11 (3.1)	0 (0.0)	0 (0.0)	0 (0.0)	14 (4.0)	0 (0.0)	0 (0.0)	0 (0.0)
Abdominal pain upper	5 (1.4)	0 (0.0)	0 (0.0)	0 (0.0)	11 (3.2)	0 (0.0)	0 (0.0)	0 (0.0)
Colitis	12 (3.4)	6 (1.7)	0 (0.0)	0 (0.0)	6 (1.7)	4 (1.2)	0 (0.0)	0 (0.0)
Constipation	23 (6.6)	0 (0.0)	0 (0.0)	0 (0.0)	28 (8.1)	0 (0.0)	0 (0.0)	0 (0.0)
Diarrhea	165 (47.1)	28 (8.0)	3 (0.9)	0 (0.0)	145 (41.9)	25 (7.2)	2 (0.6)	0 (0.0)
Dry mouth	6 (1.7)	0 (0.0)	0 (0.0)	0 (0.0)	8 (2.3)	0 (0.0)	0 (0.0)	0 (0.0)
Dyspepsia	6 (1.7)	0 (0.0)	0 (0.0)	0 (0.0)	9 (2.6)	0 (0.0)	0 (0.0)	0 (0.0)
Dysphagia	4 (1.1)	0 (0.0)	0 (0.0)	0 (0.0)	0 (0.0)	0 (0.0)	0 (0.0)	0 (0.0)
Enteritis	3 (0.9)	3 (0.9)	0 (0.0)	0 (0.0)	5 (1.4)	2 (0.6)	0 (0.0)	0 (0.0)
Flatulence	3 (0.9)	0 (0.0)	0 (0.0)	0 (0.0)	4 (1.2)	0 (0.0)	0 (0.0)	0 (0.0)
Gastritis	4 (1.1)	1 (0.3)	0 (0.0)	0 (0.0)	2 (0.6)	0 (0.0)	0 (0.0)	0 (0.0)
Gastroesophageal reflux disease	6 (1.7)	0 (0.0)	0 (0.0)	0 (0.0)	4 (1.2)	0 (0.0)	0 (0.0)	0 (0.0)
Nausea	154 (44.0)	14 (4.0)	0 (0.0)	0 (0.0)	152 (43.9)	15 (4.3)	0 (0.0)	0 (0.0)
Stomatitis	36 (10.3)	4 (1.1)	0 (0.0)	0 (0.0)	31 (9.0)	6 (1.7)	0 (0.0)	0 (0.0)

Adverse Reaction	Keytruda 200 mg every 3 weeks Trastuzumab Fluoropyrimidine and Platinum Chemotherapy n=350				Placebo Trastuzumab Fluoropyrimidine and Platinum Chemotherapy n=346			
	Any Grade n (%)	Grade 3 n (%)	Grade 4 n (%)	Grade 5 n (%)	Any Grade n (%)	Grade 3 n (%)	Grade 4 n (%)	Grade 5 n (%)
Vomiting	88 (25.1)	14 (4.0)	0 (0.0)	0 (0.0)	86 (24.9)	10 (2.9)	0 (0.0)	0 (0.0)
<b>General disorders and administration site conditions</b>								
Asthenia	39 (11.1)	7 (2.0)	0 (0.0)	0 (0.0)	50 (14.5)	9 (2.6)	0 (0.0)	0 (0.0)
Chills	9 (2.6)	0 (0.0)	0 (0.0)	0 (0.0)	8 (2.3)	0 (0.0)	0 (0.0)	0 (0.0)
Fatigue	69 (19.7)	12 (3.4)	0 (0.0)	0 (0.0)	57 (16.5)	8 (2.3)	0 (0.0)	0 (0.0)
Malaise	25 (7.1)	0 (0.0)	0 (0.0)	0 (0.0)	25 (7.2)	3 (0.9)	0 (0.0)	0 (0.0)
Mucosal inflammation	22 (6.3)	3 (0.9)	0 (0.0)	0 (0.0)	25 (7.2)	2 (0.6)	0 (0.0)	0 (0.0)
Oedema peripheral	6 (1.7)	0 (0.0)	0 (0.0)	0 (0.0)	4 (1.2)	0 (0.0)	0 (0.0)	0 (0.0)
Pyrexia	20 (5.7)	0 (0.0)	0 (0.0)	0 (0.0)	19 (5.5)	0 (0.0)	0 (0.0)	0 (0.0)
Temperature intolerance	6 (1.7)	0 (0.0)	0 (0.0)	0 (0.0)	2 (0.6)	0 (0.0)	0 (0.0)	0 (0.0)
<b>Hepatobiliary disorders</b>								
Hepatic function abnormal	4 (1.1)	2 (0.6)	0 (0.0)	0 (0.0)	5 (1.4)	0 (0.0)	0 (0.0)	0 (0.0)
Liver injury	4 (1.1)	2 (0.6)	0 (0.0)	0 (0.0)	1 (0.3)	0 (0.0)	0 (0.0)	0 (0.0)
<b>Immune system disorders</b>								
Drug hypersensitivity	4 (1.1)	1 (0.3)	0 (0.0)	0 (0.0)	3 (0.9)	0 (0.0)	0 (0.0)	0 (0.0)
Hypersensitivity	8 (2.3)	1 (0.3)	0 (0.0)	0 (0.0)	6 (1.7)	0 (0.0)	0 (0.0)	0 (0.0)
<b>Infections and infestations</b>								
Paronychia	5 (1.4)	0 (0.0)	0 (0.0)	0 (0.0)	6 (1.7)	0 (0.0)	0 (0.0)	0 (0.0)
Pneumonia	12 (3.4)	2 (0.6)	1 (0.3)	0 (0.0)	4 (1.2)	1 (0.3)	0 (0.0)	0 (0.0)
<b>Injury, poisoning and procedural complications</b>								
Infusion related reaction	41 (11.7)	5 (1.4)	1 (0.3)	0 (0.0)	34 (9.8)	2 (0.6)	0 (0.0)	0 (0.0)
<b>Investigations</b>								
Alanine aminotransferase increased	51 (14.6)	3 (0.9)	0 (0.0)	0 (0.0)	41 (11.8)	1 (0.3)	0 (0.0)	0 (0.0)
Amylase increased	4 (1.1)	1 (0.3)	0 (0.0)	0 (0.0)	2 (0.6)	0 (0.0)	0 (0.0)	0 (0.0)
Aspartate aminotransferase increased	66 (18.9)	6 (1.7)	0 (0.0)	0 (0.0)	50 (14.5)	1 (0.3)	0 (0.0)	0 (0.0)
Bilirubin conjugated increased	3 (0.9)	0 (0.0)	0 (0.0)	0 (0.0)	5 (1.4)	0 (0.0)	0 (0.0)	0 (0.0)
Blood alkaline	10 (2.9)	1 (0.3)	0 (0.0)	0 (0.0)	10 (2.9)	0 (0.0)	0 (0.0)	0 (0.0)

Adverse Reaction	Keytruda 200 mg every 3 weeks Trastuzumab Fluoropyrimidine and Platinum Chemotherapy n=350				Placebo Trastuzumab Fluoropyrimidine and Platinum Chemotherapy n=346			
	Any Grade n (%)	Grade 3 n (%)	Grade 4 n (%)	Grade 5 n (%)	Any Grade n (%)	Grade 3 n (%)	Grade 4 n (%)	Grade 5 n (%)
phosphatase increased								
Blood bilirubin increased	39 (11.1)	3 (0.9)	0 (0.0)	0 (0.0)	27 (7.8)	2 (0.6)	0 (0.0)	0 (0.0)
Blood creatine phosphokinase increased	4 (1.1)	0 (0.0)	0 (0.0)	0 (0.0)	5 (1.4)	0 (0.0)	0 (0.0)	0 (0.0)
Blood creatinine increased	21 (6.0)	0 (0.0)	0 (0.0)	0 (0.0)	6 (1.7)	1 (0.3)	0 (0.0)	0 (0.0)
Blood thyroid stimulating hormone increased	2 (0.6)	0 (0.0)	0 (0.0)	0 (0.0)	5 (1.4)	0 (0.0)	0 (0.0)	0 (0.0)
Blood urea increased	4 (1.1)	0 (0.0)	0 (0.0)	0 (0.0)	0 (0.0)	0 (0.0)	0 (0.0)	0 (0.0)
Ejection fraction decreased	13 (3.7)	4 (1.1)	0 (0.0)	0 (0.0)	11 (3.2)	3 (0.9)	0 (0.0)	0 (0.0)
Gamma-glutamyltransferase increased	10 (2.9)	4 (1.1)	0 (0.0)	0 (0.0)	7 (2.0)	2 (0.6)	1 (0.3)	0 (0.0)
Lipase increased	2 (0.6)	0 (0.0)	0 (0.0)	0 (0.0)	4 (1.2)	2 (0.6)	0 (0.0)	0 (0.0)
Lymphocyte count decreased	11 (3.1)	2 (0.6)	0 (0.0)	0 (0.0)	11 (3.2)	4 (1.2)	0 (0.0)	0 (0.0)
Neutrophil count decreased	92 (26.3)	25 (7.1)	3 (0.9)	0 (0.0)	83 (24.0)	26 (7.5)	4 (1.2)	0 (0.0)
Platelet count decreased	89 (25.4)	20 (5.7)	2 (0.6)	0 (0.0)	93 (26.9)	19 (5.5)	4 (1.2)	0 (0.0)
Total bile acids increased	3 (0.9)	0 (0.0)	0 (0.0)	0 (0.0)	4 (1.2)	0 (0.0)	0 (0.0)	0 (0.0)
Weight decreased	42 (12.0)	5 (1.4)	0 (0.0)	0 (0.0)	24 (6.9)	2 (0.6)	0 (0.0)	0 (0.0)
White blood cell count decreased	53 (15.1)	3 (0.9)	0 (0.0)	0 (0.0)	41 (11.8)	6 (1.7)	0 (0.0)	0 (0.0)
<b>Metabolism and nutrition disorders</b>								
Decreased appetite	91 (26.0)	11 (3.1)	0 (0.0)	0 (0.0)	91 (26.3)	11 (3.2)	0 (0.0)	0 (0.0)
Dehydration	5 (1.4)	3 (0.9)	0 (0.0)	0 (0.0)	5 (1.4)	4 (1.2)	0 (0.0)	0 (0.0)
Hyperglycemia	11 (3.1)	2 (0.6)	0 (0.0)	0 (0.0)	7 (2.0)	0 (0.0)	0 (0.0)	0 (0.0)
Hypoalbuminemia	16 (4.6)	2 (0.6)	0 (0.0)	0 (0.0)	17 (4.9)	0 (0.0)	0 (0.0)	0 (0.0)
Hypocalcemia	7 (2.0)	0 (0.0)	0 (0.0)	0 (0.0)	6 (1.7)	0 (0.0)	0 (0.0)	0 (0.0)

Adverse Reaction	Keytruda 200 mg every 3 weeks Trastuzumab Fluoropyrimidine and Platinum Chemotherapy n=350				Placebo Trastuzumab Fluoropyrimidine and Platinum Chemotherapy n=346			
	Any Grade n (%)	Grade 3 n (%)	Grade 4 n (%)	Grade 5 n (%)	Any Grade n (%)	Grade 3 n (%)	Grade 4 n (%)	Grade 5 n (%)
Hypochloremia	3 (0.9)	1 (0.3)	0 (0.0)	0 (0.0)	4 (1.2)	0 (0.0)	0 (0.0)	0 (0.0)
Hypokalemia	21 (6.0)	10 (2.9)	1 (0.3)	0 (0.0)	15 (4.3)	8 (2.3)	2 (0.6)	0 (0.0)
Hypomagnesemia	13 (3.7)	2 (0.6)	0 (0.0)	0 (0.0)	7 (2.0)	0 (0.0)	1 (0.3)	0 (0.0)
Hyponatremia	11 (3.1)	2 (0.6)	1 (0.3)	0 (0.0)	13 (3.8)	5 (1.4)	1 (0.3)	0 (0.0)
<b>Musculoskeletal and connective tissue disorders</b>								
Arthralgia	8 (2.3)	0 (0.0)	0 (0.0)	0 (0.0)	5 (1.4)	0 (0.0)	0 (0.0)	0 (0.0)
Myalgia	5 (1.4)	0 (0.0)	0 (0.0)	0 (0.0)	6 (1.7)	0 (0.0)	0 (0.0)	0 (0.0)
Pain in extremity	4 (1.1)	0 (0.0)	0 (0.0)	0 (0.0)	3 (0.9)	0 (0.0)	0 (0.0)	0 (0.0)
<b>Nervous system disorders</b>								
Dizziness	7 (2.0)	0 (0.0)	0 (0.0)	0 (0.0)	4 (1.2)	0 (0.0)	0 (0.0)	0 (0.0)
Dysesthesia	5 (1.4)	0 (0.0)	0 (0.0)	0 (0.0)	5 (1.4)	1 (0.3)	0 (0.0)	0 (0.0)
Dysgeusia	15 (4.3)	0 (0.0)	0 (0.0)	0 (0.0)	15 (4.3)	0 (0.0)	0 (0.0)	0 (0.0)
Headache	5 (1.4)	0 (0.0)	0 (0.0)	0 (0.0)	5 (1.4)	0 (0.0)	0 (0.0)	0 (0.0)
Hypoesthesia	9 (2.6)	1 (0.3)	0 (0.0)	0 (0.0)	12 (3.5)	0 (0.0)	0 (0.0)	0 (0.0)
Neuropathy peripheral	60 (17.1)	8 (2.3)	0 (0.0)	0 (0.0)	63 (18.2)	9 (2.6)	0 (0.0)	0 (0.0)
Neurotoxicity	7 (2.0)	1 (0.3)	0 (0.0)	0 (0.0)	13 (3.8)	4 (1.2)	0 (0.0)	0 (0.0)
Paraesthesia	25 (7.1)	2 (0.6)	0 (0.0)	0 (0.0)	21 (6.1)	1 (0.3)	0 (0.0)	0 (0.0)
Peripheral motor neuropathy	4 (1.1)	2 (0.6)	0 (0.0)	0 (0.0)	2 (0.6)	1 (0.3)	0 (0.0)	0 (0.0)
Peripheral sensory neuropathy	84 (24.0)	13 (3.7)	0 (0.0)	0 (0.0)	73 (21.1)	7 (2.0)	0 (0.0)	0 (0.0)
Polyneuropathy	2 (0.6)	2 (0.6)	0 (0.0)	0 (0.0)	12 (3.5)	1 (0.3)	0 (0.0)	0 (0.0)
Taste disorder	4 (1.1)	0 (0.0)	0 (0.0)	0 (0.0)	2 (0.6)	0 (0.0)	0 (0.0)	0 (0.0)
<b>Psychiatric disorders</b>								
Insomnia	5 (1.4)	0 (0.0)	0 (0.0)	0 (0.0)	0 (0.0)	0 (0.0)	0 (0.0)	0 (0.0)
<b>Renal and urinary disorders</b>								
Acute kidney injury	7 (2.0)	2 (0.6)	1 (0.3)	0 (0.0)	2 (0.6)	0 (0.0)	0 (0.0)	0 (0.0)
<b>Respiratory, thoracic and mediastinal disorders</b>								
Cough	4 (1.1)	0 (0.0)	0 (0.0)	0 (0.0)	1 (0.3)	0 (0.0)	0 (0.0)	0 (0.0)
Dyspnea	4 (1.1)	1 (0.3)	0 (0.0)	0 (0.0)	3 (0.9)	0 (0.0)	1 (0.3)	0 (0.0)
Epistaxis	10 (2.9)	0 (0.0)	0 (0.0)	0 (0.0)	2 (0.6)	1 (0.3)	0 (0.0)	0 (0.0)
Hiccups	10 (2.9)	0 (0.0)	0 (0.0)	0 (0.0)	5 (1.4)	0 (0.0)	0 (0.0)	0 (0.0)
Pneumonitis	16 (4.6)	3 (0.9)	1 (0.3)	1 (0.3)	4 (1.2)	0 (0.0)	0 (0.0)	0 (0.0)
<b>Skin and subcutaneous tissue disorders</b>								
Alopecia	6 (1.7)	0 (0.0)	0 (0.0)	0 (0.0)	6 (1.7)	0 (0.0)	0 (0.0)	0 (0.0)
Dermatitis	1 (0.3)	0 (0.0)	0 (0.0)	0 (0.0)	4 (1.2)	0 (0.0)	0 (0.0)	0 (0.0)

Adverse Reaction	Keytruda 200 mg every 3 weeks Trastuzumab Fluoropyrimidine and Platinum Chemotherapy n=350				Placebo Trastuzumab Fluoropyrimidine and Platinum Chemotherapy n=346			
	Any Grade n (%)	Grade 3 n (%)	Grade 4 n (%)	Grade 5 n (%)	Any Grade n (%)	Grade 3 n (%)	Grade 4 n (%)	Grade 5 n (%)
Dermatitis acneiform	4 (1.1)	0 (0.0)	0 (0.0)	0 (0.0)	0 (0.0)	0 (0.0)	0 (0.0)	0 (0.0)
Dry skin	15 (4.3)	1 (0.3)	0 (0.0)	0 (0.0)	9 (2.6)	0 (0.0)	0 (0.0)	0 (0.0)
Onychomadesis	4 (1.1)	0 (0.0)	0 (0.0)	0 (0.0)	3 (0.9)	0 (0.0)	0 (0.0)	0 (0.0)
Palmar-plantar erythrodysesthesia syndrome	78 (22.3)	5 (1.4)	0 (0.0)	0 (0.0)	72 (20.8)	5 (1.4)	0 (0.0)	0 (0.0)
Pigmentation disorder	4 (1.1)	0 (0.0)	0 (0.0)	0 (0.0)	3 (0.9)	0 (0.0)	0 (0.0)	0 (0.0)
Pruritus	25 (7.1)	1 (0.3)	0 (0.0)	0 (0.0)	9 (2.6)	0 (0.0)	0 (0.0)	0 (0.0)
Rash	20 (5.7)	0 (0.0)	0 (0.0)	0 (0.0)	6 (1.7)	0 (0.0)	0 (0.0)	0 (0.0)
Rash maculo- papular	8 (2.3)	1 (0.3)	0 (0.0)	0 (0.0)	3 (0.9)	0 (0.0)	0 (0.0)	0 (0.0)
Skin hyperpigmentation	7 (2.0)	0 (0.0)	0 (0.0)	0 (0.0)	8 (2.3)	0 (0.0)	0 (0.0)	0 (0.0)
<b>Vascular disorders</b>								
Hypotension	4 (1.1)	1 (0.3)	0 (0.0)	0 (0.0)	2 (0.6)	0 (0.0)	1 (0.3)	0 (0.0)
Vasculitis	4 (1.1)	0 (0.0)	0 (0.0)	0 (0.0)	1 (0.3)	0 (0.0)	0 (0.0)	0 (0.0)

Table 29 summarizes the treatment-related adverse events that occurred in at least 1% of patients with locally advanced unresectable or metastatic HER2-negative gastric or gastroesophageal junction (GEJ) adenocarcinoma receiving Keytruda plus fluoropyrimidine- and platinum-containing chemotherapy in KEYNOTE-859 (See [14 CLINICAL TRIALS](#)). The median duration of exposure was 6.7 months (range: 1 day to 33.7 months) in the Keytruda with chemotherapy arm and 5.6 months (range: 1 day to 29.7 months) in the chemotherapy arm. The most common treatment-related adverse events ( $\geq 20\%$  incidence) were nausea, diarrhea, anemia, vomiting, platelet count decreased, neutrophil count decreased, palmar-plantar erythrodysesthesia syndrome, decreased appetite and fatigue. The most common Grade 3-4 treatment-related adverse events for patients treated with Keytruda in KEYNOTE-859 were neutrophil count decreased (9.2%), anemia (8.2%) decreased platelet count (7.0%), and neutropenia (7.0%).

Serious treatment-related adverse events occurred in 23% of patients receiving Keytruda in combination with chemotherapy. Serious treatment-related adverse reactions ( $\geq 1\%$  incidence) included diarrhea (3.9%), colitis (2.0%), vomiting (1.8%), and nausea (1.5%). Fatal treatment-related adverse events occurred in 1% of patients who received Keytruda in combination with chemotherapy including 1 case each of death, diarrhea, peripheral embolism, pneumonitis, pulmonary hemorrhage, sepsis, septic shock, and thrombotic thrombocytopenic purpura.

Keytruda was discontinued for treatment-related adverse events in 8.7% of patients receiving Keytruda with chemotherapy. The most common treatment-related adverse events resulting in discontinuation of

Keytruda (occurring in more than 3 patients) were diarrhea, colitis and pneumonitis. Treatment-related adverse events leading to interruption of Keytruda occurred in 54% of patients receiving Keytruda with chemotherapy. The most common treatment-related adverse events resulting in interruption of Keytruda ( $\geq 3\%$ ) were decreased neutrophil count (13%), decreased platelet count (9.6%), neutropenia (7.6%), diarrhea (5.2%), aspartate aminotransferase increased (3.6%), anemia (3.4%), thrombocytopenia (3.2%), and alanine aminotransferase increased (3.1%).

Of 785 adult patients with locally advanced or metastatic gastric or GEJ cancer treated with Keytruda in combination with chemotherapy, 38% (n=302) were  $\geq 65$  years of age. In patients  $\geq 65$  years of age the incidence of treatment-related Grade  $\geq 3$  adverse and serious adverse events was 65% and 30% compared to patients  $<65$  years of age was 56% and 19%, respectively. In the  $\geq 75$ - $<85$  cohort (n=54) treated with Keytruda in combination with chemotherapy, the incidence of treatment-related Grade  $\geq 3$  adverse and serious adverse events was 65% and 39%, respectively.

**Table 29 Treatment-Related Adverse Events (Incidence  $\geq 1\%$ ) in Patients Treated with Keytruda in Combination with fluoropyrimidine- and platinum-containing Chemotherapy, APaT Population in KEYNOTE-859.**

Adverse Reaction	Keytruda 200 mg every 3 weeks and FP* or CAPOX** n=785				Placebo and FP* or CAPOX** n=787			
	Any Grade <sup>†</sup> n (%)	Grade 3 n (%)	Grade 4 n (%)	Grade 5 n (%)	Any Grade <sup>†</sup> n (%)	Grade 3 n (%)	Grade 4 n (%)	Grade 5 n (%)
<b>Blood and lymphatic system disorders</b>								
Anemia	243 (31.0)	62 (7.9)	2 (0.3)	0	212 (26.9)	48 (6.1)	3 (0.4)	0
Leukopenia	44 (5.6)	4 (0.5)	0	0	35 (4.4)	0	1 (0.1)	0
Lymphopenia	17 (2.2)	5 (0.6)	1 (0.1)	0	9 (1.1)	1 (0.1)	1 (0.1)	0
Neutropenia	142 (18.1)	50 (6.4)	5 (0.6)	0	135 (17.2)	52 (6.6)	8 (1.0)	0
Thrombocytopenia	83 (10.6)	10 (1.3)	2 (0.3)	0	77 (9.8)	18 (2.3)	0	0
<b>Ear and Labyrinth disorders</b>								
Tinnitus	14 (1.8)	1 (0.1)	0	0	10 (1.3)	0	0	0
<b>Endocrine disorders</b>								
Adrenal insufficiency	10 (1.3)	3 (0.4)	1 (0.1)	0	0	0	0	0
Hyperthyroidism	38 (4.8)	0	0	0	10 (1.3)	0	0	0
Hypothyroidism	107 (13.6)	1 (0.1)	0	0	32 (4.1)	0	0	0

Adverse Reaction	Keytruda 200 mg every 3 weeks and FP* or CAPOX** n=785				Placebo and FP* or CAPOX** n=787			
	Any Grade <sup>†</sup> n (%)	Grade 3 n (%)	Grade 4 n (%)	Grade 5 n (%)	Any Grade <sup>†</sup> n (%)	Grade 3 n (%)	Grade 4 n (%)	Grade 5 n (%)
<b>Eye disorders</b>								
Lacrimation increased	8 (1.0)	0	0	0	1 (0.1)	0	0	0
<b>Gastrointestinal disorders</b>								
Abdominal distension	10 (1.3)	0	0	0	15 (1.9)	0	0	0
Abdominal pain	42 (5.4)	4 (0.5)	0	0	31 (3.9)	3 (0.4)	0	0
Abdominal pain upper	17 (2.2)	2 (0.3)	0	0	22 (2.8)	0	0	0
Colitis	18 (2.3)	16 (2.0)	0	0	10 (1.3)	4 (0.5)	0	0
Constipation	62 (7.9)	0	0	0	55 (7)	1 (0.1)	0	0
Diarrhea	252 (32.1)	42 (5.4)	3 (0.4)	1 (0.1)	214 (27.2)	35 (4.4)	1 (0.1)	1 (0.1)
Dry mouth	28 (3.6)	0	0	0	9 (1.1)	0	0	0
Dyspepsia	9 (1.1)	1 (0.1)	0	0	14 (1.8)	0	0	0
Gastroesophageal reflux disease	8 (1.0)	0	0	0	11 (1.4)	1 (0.1)	0	0
Nausea	325 (41.4)	25 (3.2)	1 (0.1)	0	326 (41.4)	29 (3.7)	0	0
Stomatitis	53 (6.8)	6 (0.8)	0	0	42 (5.3)	0	0	0
Vomiting	215 (27.4)	35 (4.5)	0	0	175 (22.2)	32 (4.1)	0	0
<b>General disorders and administration site conditions</b>								
Asthenia	94 (12.0)	12 (1.5)	1 (0.1)	0	79 (10.0)	16 (2.0)	0	0
Chills	10 (1.3)	0	0	0	3 (0.4)	0	0	0
Edema peripheral	14 (1.8)	0	0	0	8 (1.0)	0	0	0
Fatigue	157 (20.0)	27 (3.4)	0	0	164 (20.8)	32 (4.1)	0	0
Malaise	25 (3.2)	1 (0.1)	0	0	31 (3.9)	0	0	0

Adverse Reaction	Keytruda 200 mg every 3 weeks and FP* or CAPOX** n=785				Placebo and FP* or CAPOX** n=787			
	Any Grade <sup>†</sup> n (%)	Grade 3 n (%)	Grade 4 n (%)	Grade 5 n (%)	Any Grade <sup>†</sup> n (%)	Grade 3 n (%)	Grade 4 n (%)	Grade 5 n (%)
Mucosal inflammation	49 (6.2)	5 (0.6)	1 (0.1)	0	37 (4.7)	8 (1.0)	0	0
Pyrexia	33 (4.2)	0	0	0	15 (1.9)	3 (0.4)	0	0
<b>Infections and infestations</b>								
Oral candidiasis	8 (1.0)	0	0	0	1 (0.1)	0	0	0
Pneumonia	10 (1.3)	4 (0.5)	0		5 (0.6)	0	1 (0.1)	0
<b>Injury, poisoning and procedural complications</b>								
Infusion related reaction	25 (3.2)	4 (0.5)	1 (0.1)	0	21 (2.7)	2 (0.3)	0	0
<b>Investigations</b>								
Alanine aminotransferase increased	101 (12.9)	10 (1.3)	0	0	68 (8.6)	7 (0.9)	0	0
Aspartate aminotransferase increased	139 (17.7)	11 (1.4)	0	0	102 (13.0)	7 (0.9)	1 (0.1)	0
Bilirubin conjugated increased	10 (1.3)	2 (0.3)	0	0	14 (1.8)	0	0	0
Blood alkaline phosphatase increased	36 (4.6)	4 (0.5)	0	0	27 (3.4)	2 (0.3)	0	0
Blood bilirubin increased	78 (9.9)	8 (1)	1 (0.1)	0	51 (6.5)	3 (0.4)	0	0
Blood creatinine increased	28 (3.6)	2 (0.3)	0	0	16 (2.0)	1 (0.1)	0	0
Blood lactate dehydrogenase increased	9 (1.1)	0	0	0	6 (0.8)	0	0	0
Blood thyroid stimulating hormone increased	9 (1.1)	0	0	0	4 (0.5)	0	0	0

Adverse Reaction	Keytruda 200 mg every 3 weeks and FP* or CAPOX** n=785				Placebo and FP* or CAPOX** n=787			
	Any Grade <sup>†</sup> n (%)	Grade 3 n (%)	Grade 4 n (%)	Grade 5 n (%)	Any Grade <sup>†</sup> n (%)	Grade 3 n (%)	Grade 4 n (%)	Grade 5 n (%)
Gamma-glutamyltransferase increased	11 (1.4)	3 (0.4)	0	0	12 (1.5)	1 (0.1)	0	0
Hemoglobin decreased	10 (1.3)	4 (0.5)	0	0	7 (0.9)	0	0	0
Lymphocyte count decreased	29 (3.7)	8 (1.0)	2 (0.3)	0	15 (1.9)	2 (0.3)	0	0
Neutrophil count decrease	193 (24.6)	63 (8.0)	9 (1.1)	0	170 (21.6)	54 (6.9)	4 (0.5)	0
Platelet count decreased	196 (25.0)	47 (6)	8 (1)	0	177 (22.5)	32 (4.1)	4 (0.5)	0
Weight decreased	67 (8.5)	7 (0.9)	0	0	70 (8.9)	5 (0.6)	0	0
White blood cell count decreased	101 (12.9)	9 (1.1)	3 (0.4)	0	87 (11.1)	7 (0.9)	2 (0.3)	0
<b>Metabolism and nutrition disorders</b>								
Decreased appetite	168 (21.4)	15 (1.9)	0	0	168 (21.3)	14 (1.8)	0	0
Dehydration	18 (2.3)	2 (0.3)	0	0	13 (1.7)	2 (0.3)	0	0
Hyperglycemia	27 (3.4)	2 (0.3)	0	0	16 (2.0)	2 (0.3)	0	0
Hypoalbuminemia	52 (6.6)	3 (0.4)	0	0	41 (5.2)	2 (0.3)	0	0
Hypocalcemia	19 (2.4)	1 (0.1)	2 (0.3)	0	15 (1.9)	2 (0.3)	0	0
Hypochloremia	8 (1.0)	0	1 (0.1)	0	2 (0.3)	0	0	0
Hypokalemia	50 (6.4)	22 (2.8)	4 (0.5)	0	44 (5.6)	11 (1.4)	7 (0.9)	0
Hypomagnesemia	28 (3.6)	0	0	0	21 (2.7)	1 (0.1)	0	0
Hyponatremia	26 (3.3)	12 (1.5)	1 (0.1)		23 (2.9)	9 (1.1)	0	0
Hypophosphatemia	11 (1.4)	4 (0.5)	0	0	11 (1.4)	3 (0.4)	1 (0.1)	0
<b>Musculoskeletal and connective tissue disorders</b>								
Arthralgia	8 (1.0)	0	0	0	7 (0.9)	0	0	0

Adverse Reaction	Keytruda 200 mg every 3 weeks and FP* or CAPOX** n=785				Placebo and FP* or CAPOX** n=787			
	Any Grade <sup>†</sup> n (%)	Grade 3 n (%)	Grade 4 n (%)	Grade 5 n (%)	Any Grade <sup>†</sup> n (%)	Grade 3 n (%)	Grade 4 n (%)	Grade 5 n (%)
Muscle spasms	9 (1.1)	0	0	0	9 (1.1)	0	0	0
<b>Nervous system</b>								
Dizziness	14 (1.8)	1 (0.1)	0	0	11 (1.4)	2 (0.3)	0	0
Dysesthesia	15 (1.9)	1 (0.1)	0	0	13 (1.7)	0	0	0
Dysgeusia	44 (5.6)	1 (0.1)	0	0	35 (4.4)	0	0	0
Headache	8 (1.0)	0	0	0	6 (0.8)	0	0	0
Hypoesthesia	25 (3.2)	1 (0.1)	0	0	23 (2.9)	1 (0.1)	0	0
Neuropathy peripheral	150 (19.1)	10 (1.3)	0	0	164 (20.8)	24 (3.0)	1 (0.1)	0
Neurotoxicity	29 (3.7)	1 (0.1)	0	0	30 (3.8)	3 (0.4)	0	1 (0.1)
Paresthesia	44 (5.6)	2 (0.3)	0	0	30 (3.8)	3 (0.4)	0	0
Peripheral sensory neuropathy	137 (17.5)	22 (2.8)	0	0	131 (16.6)	8 (1.0)	0	0
<b>Respiratory, thoracic and mediastinal disorders</b>								
Cough	8 (1.0)	0	0	0	1 (0.1)	0	0	0
Dyspnea	15 (1.9)	2 (0.3)	0	0	7 (0.9)	1 (0.1)	0	0
Epistaxis	8 (1.0)	0	0	0	6 (0.8)	0	0	0
Hiccups	12 (1.5)	0	0	0	15 (1.9)	1 (0.1)	0	0
Pneumonitis	17 (2.2)	5 (0.6)	1 (0.1)	1 (0.1)	5 (0.6)	1 (0.1)	0	1 (0.1)
<b>Skin and subcutaneous tissue disorders</b>								
Alopecia	14 (1.8)	0	0	0	14 (1.8)	0	0	0
Dry skin	28 (3.6)	0	0	0	10 (1.3)	0	0	0
Palmar-plantar erythrodysesthesia syndrome	189 (24.1)	24 (3.1)	0	0	166 (21.1)	14 (1.8)	0	0
Pruritus	47 (6.0)	1 (0.1)	0	0	18 (2.3)	0	0	0
Rash	56 (7.1)	5 (0.6)	0	0	29 (3.7)	1 (0.1)	0	0

Adverse Reaction	Keytruda 200 mg every 3 weeks and FP* or CAPOX** n=785				Placebo and FP* or CAPOX** n=787			
	Any Grade <sup>†</sup> n (%)	Grade 3 n (%)	Grade 4 n (%)	Grade 5 n (%)	Any Grade <sup>†</sup> n (%)	Grade 3 n (%)	Grade 4 n (%)	Grade 5 n (%)
Rash maculo-papular	20 (2.5)	5 (0.6)	0	0	6 (0.8)	0	0	0
Skin hyperpigmentation	17 (2.2)	0	0	0	13 (1.7)	0	0	0

\*5-FU + cisplatin

\*\*capecitabine + oxaliplatin

<sup>†</sup> Graded per NCI CTCAE v4.0

APaT: all patients as treated

### Esophageal Cancer

Table 30 summarizes the treatment-related adverse events that occurred in at least 1% of patients with esophageal carcinoma or esophagogastric junction (EGJ) adenocarcinoma treated with Keytruda in combination with cisplatin and 5-fluorouracil (FU) in KEYNOTE-590 (See [14 CLINICAL TRIALS](#)).

The median duration of exposure was 5.7 months (range: 1 day to 26 months) in the Keytruda combination arm and 5.1 months (range: 3 days to 27 months) in the chemotherapy arm.

The most common treatment-related adverse events (reported in at least 20% of patients) were nausea, decreased appetite, anemia, fatigue, decreased neutrophil count, vomiting, diarrhea, neutropenia, stomatitis, and decreased white blood cells. The most common Grade 3-5 treatment-related adverse events for patients treated with Keytruda in KEYNOTE-590 were decreased neutrophil count (22.7%), neutropenia (14.3%), anemia (12.4%), decreased white blood cell count (8.6%), nausea (7%), fatigue (6.2%), vomiting (6.2%), stomatitis (5.7%), hyponatremia (5.4%).

Fatal treatment-related adverse-events occurred in 2.4% of patients receiving Keytruda in combination with chemotherapy including 1 case each of multiple organ dysfunction syndrome, pulmonary embolism, interstitial lung disease, pneumonitis, febrile neutropenia, pneumonia, acute kidney injury, diarrhea, and hepatic failure.

Serious treatment-related adverse events occurred in 32% of patients receiving Keytruda in combination with chemotherapy. Serious adverse events occurring in  $\geq 2\%$  of patients were pneumonia (3.5%), pneumonitis (3.2%), febrile neutropenia (2.4%), acute kidney injury (2.2%), and vomiting (2.2%).

Keytruda was discontinued for treatment-related adverse events in 7.3% of patients. The most common treatment-related adverse events resulting in discontinuation of Keytruda were pneumonitis/interstitial lung disease (2.2%), transaminase increased (0.6%), blood creatinine increased (0.5%), diarrhea (0.5%), infusion-related reaction (0.5%), hepatitis (0.3%), hepatic failure (0.3%), and acute kidney injury (0.3%). Keytruda was interrupted for treatment-related adverse events in 22.2% of patients. The most common treatment-related adverse events leading to interruption of Keytruda were neutropenia/neutrophil count decreased (5.1%), pneumonitis (2.7%), rash/rash maculo-papular (1.6%), malaise (1.6%), fatigue (1.1%), decreased appetite (1.1%), blood creatinine increased (0.8%),

transaminase increased (0.6%), hepatic function abnormal (0.5%), acute kidney injury (0.3%), renal failure (0.3%), and liver disorder (0.3%).

Table 30 and Table 60 summarize adverse reactions and laboratory abnormalities, respectively, in patients on Keytruda in KEYNOTE-590.

**Table 30: Treatment-Related Adverse Events (Incidence  $\geq$  1%) in Patients Treated with Keytruda in Combination with Cisplatin and 5-FU, APaT Population in KEYNOTE-590.**

Adverse Reaction	Keytruda 200 mg every 3 weeks Cisplatin FU n=370				Placebo Cisplatin FU n=370			
	Any Grade* n (%)	Grade 3 n (%)	Grade 4 n (%)	Grade 5 n (%)	Any Grade* n (%)	Grade 3 n (%)	Grade 4 n (%)	Grade 5 n (%)
<b>Blood and lymphatic system disorders</b>								
Anemia	143 (38.6)	45 (12.2)	1 (0.3)	0	162 (43.8)	54 (14.6)	0	0
Febrile neutropenia	11 (3)	8 (2.2)	2 (0.5)	1 (0.3)	14 (3.8)	8 (2.2)	5 (1.4)	1 (0.3)
Leukopenia	24 (6.5)	3 (0.8)	3 (0.8)	0	28 (7.6)	10 (2.7)	1 (0.3)	0
Neutropenia	96 (25.9)	41 (11.1)	12 (3.2)	0	88 (23.8)	45 (12.2)	15 (4.1)	0
Thrombocytopenia	25 (6.8)	3 (0.8)	2 (0.5)	0	33 (8.9)	6 (1.6)	4 (1.1)	0
<b>Ear and labyrinth disorders</b>								
Hypoacusis	5 (1.4)	1 (0.3)	0	0	7 (1.9)	0	0	0
Tinnitus	33 (8.9)	2 (0.5)	0	0	25 (6.8)	0	0	0
<b>Endocrine disorders</b>								
Adrenal insufficiency	4 (1.1)	2 (0.5)	0	0	2 (0.5)	0	0	0
Hyperthyroidism	19 (5.1)	0	0	0	2 (0.5)	0	0	0
Hypothyroidism	38 (10.3)	0	0	0	22 (5.9)	0	0	0
<b>Gastrointestinal disorders</b>								
Abdominal distension	4 (1.1)	0	0	0	6 (1.6)	0	0	0
Abdominal pain	7 (1.9)	1 (0.3)	0	0	2 (0.5)	0	0	0

Adverse Reaction	Keytruda 200 mg every 3 weeks Cisplatin FU n=370				Placebo Cisplatin FU n=370			
	Any Grade* n (%)	Grade 3 n (%)	Grade 4 n (%)	Grade 5 n (%)	Any Grade* n (%)	Grade 3 n (%)	Grade 4 n (%)	Grade 5 n (%)
Angular cheilitis	4 (1.1)	0	0	0	0	0	0	0
Aphthous ulcer	5 (1.4)	0	0	0	2 (0.5)	0	0	0
Colitis	5 (1.4)	3 (0.8)	0	0	3 (0.8)	1 (0.3)	0	0
Constipation	50 (13.5)	0	0	0	63 (17)	0	0	0
Diarrhea	97 (26.2)	10 (2.7)	1 (0.3)	1 (0.3)	85 (23)	7 (1.9)	0	0
Dry mouth	15 (4.1)	0	0	0	7 (1.9)	0	0	0
Dyspepsia	7 (1.9)	0	0	0	6 (1.6)	0	0	0
Dysphagia	5 (1.4)	3 (0.8)	0	0	8 (2.2)	2 (0.5)	0	0
Mouth ulceration	9 (2.4)	1 (0.3)	0	0	5 (1.4)	1 (0.3)	0	0
Nausea	233 (63)	26 (7)	0	0	220 (59.5)	24 (6.5)	0	0
Stomatitis	96 (25.9)	21 (5.7)	0	0	93 (25.1)	14 (3.8)	0	0
Vomiting	110 (29.7)	23 (6.2)	0	0	99 (26.8)	18 (4.9)	0	0
<b>General disorders and administration site conditions</b>								
Asthenia	45 (12.2)	11 (3)	1 (0.3)	0	35 (9.5)	4 (1.1)	0	0
Chest pain	5 (1.4)	0	0	0	2 (0.5)	1 (0.3)	0	0
Edema	11 (3)	0	0	0	8 (2.2)	0	0	0
Fatigue	135 (36.5)	22 (5.9)	1 (0.3)	0	107 (28.9)	20 (5.4)	0	0
Infusion site extravasation	7 (1.9)	0	0	0	3 (0.8)	0	0	0
Malaise	43 (11.6)	2 (0.5)	0	0	39 (10.5)	4 (1.1)	0	0
Mucosal inflammation	59 (15.9)	12 (3.2)	0	0	65 (17.6)	12 (3.2)	1 (0.3)	0
Pyrexia	14 (3.8)	0	0	0	8 (2.2)	1 (0.3)	0	0
<b>Infections and infestations</b>								
Pneumonia	17 (4.6)	11 (3)	0	1 (0.3)	7 (1.9)	3 (0.8)	1 (0.3)	0

Adverse Reaction	Keytruda 200 mg every 3 weeks Cisplatin FU n=370				Placebo Cisplatin FU n=370			
	Any Grade* n (%)	Grade 3 n (%)	Grade 4 n (%)	Grade 5 n (%)	Any Grade* n (%)	Grade 3 n (%)	Grade 4 n (%)	Grade 5 n (%)
<b>Injury, poisoning and procedural complications</b>								
Infusion related reaction	4 (1.1)	1 (0.3)	0	0	0	0	0	0
<b>Investigations</b>								
Alanine aminotransferase increased	18 (4.9)	1 (0.3)	0	0	15 (4.1)	2 (0.5)	0	0
Aspartate aminotransferase increased	18 (4.9)	3 (0.8)	0	0	19 (5.1)	1 (0.3)	1 (0.3)	0
Blood alkaline phosphatase increased	4 (1.1)	0	0	0	7 (1.9)	0	0	0
Blood bilirubin increased	4 (1.1)	0	0	0	5 (1.4)	0	0	0
Blood creatinine increased	67 (18.1)	5 (1.4)	0	0	70 (18.9)	1 (0.3)	0	0
Blood thyroid stimulating hormone decreased	7 (1.9)	0	0	0	2 (0.5)	0	0	0
Blood thyroid stimulating hormone increased	8 (2.2)	0	0	0	6 (1.6)	0	0	0
Blood urea increased	7 (1.9)	0	0	0	5 (1.4)	0	0	0
Gamma-glutamyltransferase increased	6 (1.6)	1 (0.3)	0	0	3 (0.8)	1 (0.3)	0	0

Adverse Reaction	Keytruda 200 mg every 3 weeks Cisplatin FU n=370				Placebo Cisplatin FU n=370			
	Any Grade* n (%)	Grade 3 n (%)	Grade 4 n (%)	Grade 5 n (%)	Any Grade* n (%)	Grade 3 n (%)	Grade 4 n (%)	Grade 5 n (%)
Lymphocyte count decreased	21 (5.7)	7 (1.9)	0	0	20 (5.4)	4 (1.1)	1 (0.3)	0
Neutrophil count decreased	135 (36.5)	60 (16.2)	24 (6.5)	0	109 (29.5)	43 (11.6)	19 (5.1)	0
Neutrophil percentage decreased	4 (1.1)	1 (0.3)	0	0	5 (1.4)	2 (0.5)	2 (0.5)	0
Platelet count decreased	61 (16.5)	2 (0.5)	5 (1.4)	0	56 (15.1)	11 (3)	6 (1.6)	0
Weight decreased	43 (11.6)	4 (1.1)	0	0	47 (12.7)	8 (2.2)	0	0
White blood cell count decreased	89 (24.1)	27 (7.3)	5 (1.4)	0	69 (18.6)	12 (3.2)	6 (1.6)	0
<b>Metabolism and nutrition disorders</b>								
Decreased appetite	145 (39.2)	13 (3.5)	0	0	119 (32.2)	16 (4.3)	0	0
Dehydration	20 (5.4)	8 (2.2)	0	0	16 (4.3)	7 (1.9)	1 (0.3)	0
Hyperglycemia	11 (3)	2 (0.5)	1 (0.3)	0	3 (0.8)	1 (0.3)	0	0
Hypoalbuminemia	5 (1.4)	0	0	0	12 (3.2)	1 (0.3)	0	0
Hypocalcemia	10 (2.7)	2 (0.5)	0	0	8 (2.2)	3 (0.8)	0	0
Hypokalemia	34 (9.2)	12 (3.2)	5 (1.4)	0	41 (11.1)	16 (4.3)	3 (0.8)	0
Hypomagnesaemia	21 (5.7)	2 (0.5)	0	0	14 (3.8)	2 (0.5)	1 (0.3)	0
Hyponatremia	32 (8.6)	16 (4.3)	4 (1.1)	0	40 (10.8)	18 (4.9)	2 (0.5)	0
Hypophosphatemia	10 (2.7)	3 (0.8)	0	0	13 (3.5)	9 (2.4)	0	0
<b>Musculoskeletal and connective tissue disorders</b>								
Arthralgia	11 (3)	0	0	0	4 (1.1)	0	0	0
Myalgia	7 (1.9)	0	0	0	6 (1.6)	0	0	0
Pain in extremity	4 (1.1)	0	0	0	0	0	0	0

Adverse Reaction	Keytruda 200 mg every 3 weeks Cisplatin FU n=370				Placebo Cisplatin FU n=370			
	Any Grade* n (%)	Grade 3 n (%)	Grade 4 n (%)	Grade 5 n (%)	Any Grade* n (%)	Grade 3 n (%)	Grade 4 n (%)	Grade 5 n (%)
<b>Nervous system disorders</b>								
Dizziness	14 (3.8)	0	0	0	15 (4.1)	0	0	0
Dysgeusia	34 (9.2)	0	0	0	32 (8.6)	0	0	0
Headache	9 (2.4)	0	0	0	6 (1.6)	0	0	0
Hypoesthesia	8 (2.2)	0	0	0	5 (1.4)	1 (0.3)	0	0
Lethargy	4 (1.1)	0	0	0	6 (1.6)	1 (0.3)	0	0
Neuropathy peripheral	32 (8.6)	1 (0.3)	0	0	32 (8.6)	0	0	0
Paresthesia	9 (2.4)	0	0	0	3 (0.8)	0	0	0
Peripheral sensory neuropathy	34 (9.2)	1 (0.3)	0	0	29 (7.8)	1 (0.3)	0	0
<b>Psychiatric disorders</b>								
Insomnia	12 (3.2)	0	0	0	10 (2.7)	0	0	0
<b>Renal and urinary disorders</b>								
Acute kidney injury	14 (3.8)	6 (1.6)	1 (0.3)	1 (0.3)	10 (2.7)	5 (1.4)	0	0
Proteinuria	7 (1.9)	0	0	0	11 (3)	0	0	0
Renal failure	4 (1.1)	0	0	0	3 (0.8)	3 (0.8)	0	0
Renal impairment	7 (1.9)	0	0	0	6 (1.6)	0	0	0
<b>Respiratory, thoracic and mediastinal disorders</b>								
Cough	8 (2.2)	0	0	0	7 (1.9)	0	0	0
Dyspnea	6 (1.6)	1 (0.3)	0	0	7 (1.9)	1 (0.3)	0	0
Epistaxis	10 (2.7)	0	0	0	6 (1.6)	0	0	0
Hiccups	40 (10.8)	0	0	0	33 (8.9)	0	0	0
Oropharyngeal pain	6 (1.6)	0	0	0	4 (1.1)	0	0	0
Pneumonitis	20 (5.4)	6 (1.6)	0	1 (0.3)	0	0	0	0

Adverse Reaction	Keytruda 200 mg every 3 weeks Cisplatin FU n=370				Placebo Cisplatin FU n=370			
	Any Grade* n (%)	Grade 3 n (%)	Grade 4 n (%)	Grade 5 n (%)	Any Grade* n (%)	Grade 3 n (%)	Grade 4 n (%)	Grade 5 n (%)
Pulmonary embolism	4 (1.1)	2 (0.5)	1 (0.3)	1 (0.3)	2 (0.5)	1 (0.3)	0	0
<b>Skin and subcutaneous tissue disorders</b>								
Alopecia	51 (13.8)	0	0	0	39 (10.5)	0	0	0
Dermatitis	4 (1.1)	0	0	0	2 (0.5)	0	0	0
Dry skin	14 (3.8)	0	0	0	6 (1.6)	0	0	0
Palmar-plantar erythrodysesthesia syndrome	12 (3.2)	2 (0.5)	0	0	14 (3.8)	1 (0.3)	0	0
Pruritus	23 (6.2)	1 (0.3)	0	0	8 (2.2)	0	0	0
Rash	29 (7.8)	0	0	0	18 (4.9)	1 (0.3)	0	0
Rash maculo-papular	10 (2.7)	4 (1.1)	0	0	3 (0.8)	0	0	0
Skin hyperpigmentation	11 (3)	0	0	0	8 (2.2)	0	0	0
<b>Vascular disorders</b>								
Hypertension	4 (1.1)	2 (0.5)	0	0	2 (0.5)	1 (0.3)	0	0
Hypotension	9 (2.4)	0	1 (0.3)	0	7 (1.9)	0	0	0
Phlebitis	7 (1.9)	0	0	0	4 (1.1)	0	0	0
Vasculitis	6 (1.6)	0	0	0	7 (1.9)	0	0	0
* Graded per NCI CTCAE v4.03 APaT: all patients as treated; Graded per NCI CTCAE v4.03								

### Triple Negative Breast Cancer (TNBC)

Table 31 summarizes the treatment-related adverse events that occurred in at least 1% of patients with triple negative breast cancer treated with Keytruda in combination with paclitaxel, nab paclitaxel, or gemcitabine and carboplatin chemotherapy in KEYNOTE-355 (See [14 CLINICAL TRIALS](#)). The median

duration of exposure was 6.2 months (range: 1 day to 38.3 months) in the Keytruda combination arm and 5.3 months (range: 1 day to 33.6 months) in the chemotherapy arm.

The most common treatment-related adverse events (reported in at least 20% of patients) were anemia, neutropenia, nausea, alopecia, fatigue, and neutrophil count decreased. The most common Grade 3-5 treatment-related adverse events for patients treated with Keytruda in KEYNOTE-355 were neutropenia (29.2%), neutrophil count decreased (17.3%), anemia (16.4%), white blood cell count decreased (10.2%), thrombocytopenia (9.9%), leukopenia (9.7%), platelet count decreased (6.0%), and alanine aminotransferase increased (5.7%).

Fatal treatment-related adverse-events occurred in 0.3% of patients receiving Keytruda in combination with chemotherapy including 1 case each of pneumonia and acute kidney injury.

Serious treatment-related adverse events occurred in 17.6% of patients receiving Keytruda in combination with chemotherapy. Serious treatment-related adverse events occurring in  $\geq 1\%$  of patients were anemia, thrombocytopenia, febrile neutropenia, vomiting, pneumonitis, and pyrexia. Keytruda was discontinued for treatment-related adverse events in 9.1% of patients. The most common treatment-related adverse events resulting in discontinuation of Keytruda (occurring in at least 4 patients) were alanine aminotransferase increased (n=12, 2.0%), aspartate aminotransferase increased (n=9, 1.5%), and pneumonitis (n=7, 1.2%). Keytruda was interrupted for treatment-related adverse events in 43% of patients. The most common treatment-related adverse events leading to interruption of Keytruda ( $\geq 2\%$ ) were neutropenia (13.9%), thrombocytopenia (9.4%), neutrophil count decreased (8.4%), anemia (6.9%), leukopenia, (5.2%) alanine aminotransferase increased (4.5%), platelet count decreased (4.2%), aspartate aminotransferase increased (3.9%), and white blood cell count decreased (3.7%).

There were no new safety signals observed at the final analysis and therefore with additional follow-up, no meaningful changes occurred in the safety profile of pembrolizumab.

**Table 31: Treatment -Related Adverse Events (incidence  $\geq 1\%$ ) in Patients Treated with Keytruda in Combination with Chemotherapy, APaT Population in KEYNOTE-355.**

Adverse Reaction	Keytruda + Chemotherapy n=596				Placebo + Chemotherapy n=281			
	All Grades* n (%)	Grade 3 n (%)	Grade 4 n (%)	Grade 5 n (%)	All Grades* n (%)	Grade 3 n (%)	Grade 4 n (%)	Grade 5 n (%)
<b>Blood and lymphatic system disorders</b>								
Anemia	291 (48.8)	94 (15.8)	4 (0.7)	0 (0.0)	129 (45.9)	41 (14.6)	0 (0.0)	0 (0.0)
Febrile neutropenia	10 (1.7)	8 (1.3)	2 (0.3)	0 (0.0)	3 (1.1)	3 (1.1)	0 (0.0)	0 (0.0)
Leukopenia	113 (19.0)	48 (8.1)	10 (1.7)	0 (0.0)	49 (17.4)	27 (9.6)	3 (1.1)	0 (0.0)

Adverse Reaction	Keytruda + Chemotherapy n=596				Placebo + Chemotherapy n=281			
	All Grades* n (%)	Grade 3 n (%)	Grade 4 n (%)	Grade 5 n (%)	All Grades* n (%)	Grade 3 n (%)	Grade 4 n (%)	Grade 5 n (%)
Lymphopenia	28 (4.7)	10 (1.7)	2 (0.3)	0 (0.0)	4 (1.4)	3 (1.1)	0 (0.0)	0 (0.0)
Neutropenia	241 (40.4)	113 (19.0)	61 (10.2)	0 (0.0)	107 (38.1)	55 (19.6)	29 (10.3)	0 (0.0)
Thrombocytopenia	114 (19.1)	29 (4.9)	30 (5.0)	0 (0.0)	54 (19.2)	19 (6.8)	12 (4.3)	0 (0.0)
<b>Cardiac disorders</b>								
Palpitations	7 (1.2)	0 (0.0)	0 (0.0)	0 (0.0)	0 (0.0)	0 (0.0)	0 (0.0)	0 (0.0)
<b>Ear and labyrinth disorders</b>								
Vertigo	7 (1.2)	0 (0.0)	0 (0.0)	0 (0.0)	2 (0.7)	0 (0.0)	0 (0.0)	0 (0.0)
<b>Endocrine disorders</b>								
Adrenal insufficiency	6 (1.0)	2 (0.3)	0 (0.0)	0 (0.0)	0 (0.0)	0 (0.0)	0 (0.0)	0 (0.0)
Hyperthyroidism	29 (4.9)	1 (0.2)	0 (0.0)	0 (0.0)	1 (0.4)	0 (0.0)	0 (0.0)	0 (0.0)
Hypothyroidism	80 (13.4)	2 (0.3)	0 (0.0)	0 (0.0)	8 (2.8)	0 (0.0)	0 (0.0)	0 (0.0)
Thyroiditis	7 (1.2)	1 (0.2)	0 (0.0)	0 (0.0)	0 (0.0)	0 (0.0)	0 (0.0)	0 (0.0)
<b>Eye disorders</b>								
Dry eye	14 (2.3)	0 (0.0)	0 (0.0)	0 (0.0)	7 (2.5)	0 (0.0)	0 (0.0)	0 (0.0)
Lacrimation increased	12 (2.0)	0 (0.0)	0 (0.0)	0 (0.0)	7 (2.5)	0 (0.0)	0 (0.0)	0 (0.0)
<b>Gastrointestinal disorders</b>								
Abdominal pain	14 (2.3)	0 (0.0)	0 (0.0)	0 (0.0)	10 (3.6)	0 (0.0)	0 (0.0)	0 (0.0)
Abdominal pain upper	22 (3.7)	2 (0.3)	0 (0.0)	0 (0.0)	5 (1.8)	0 (0.0)	0 (0.0)	0 (0.0)

Adverse Reaction	Keytruda + Chemotherapy n=596				Placebo + Chemotherapy n=281			
	All Grades* n (%)	Grade 3 n (%)	Grade 4 n (%)	Grade 5 n (%)	All Grades* n (%)	Grade 3 n (%)	Grade 4 n (%)	Grade 5 n (%)
Colitis	9 (1.5)	2 (0.3)	0 (0.0)	0 (0.0)	2 (0.7)	0 (0.0)	0 (0.0)	0 (0.0)
Constipation	80 (13.4)	3 (0.5)	0 (0.0)	0 (0.0)	37 (13.2)	0 (0.0)	0 (0.0)	0 (0.0)
Diarrhea	115 (19.3)	8 (1.3)	0 (0.0)	0 (0.0)	45 (16.0)	3 (1.1)	0 (0.0)	0 (0.0)
Dry mouth	18 (3.0)	0 (0.0)	0 (0.0)	0 (0.0)	7 (2.5)	0 (0.0)	0 (0.0)	0 (0.0)
Dyspepsia	22 (3.7)	0 (0.0)	0 (0.0)	0 (0.0)	11 (3.9)	0 (0.0)	0 (0.0)	0 (0.0)
Gastritis	11 (1.8)	0 (0.0)	0 (0.0)	0 (0.0)	3 (1.1)	0 (0.0)	0 (0.0)	0 (0.0)
Gastroesophageal reflux disease	7 (1.2)	0 (0.0)	0 (0.0)	0 (0.0)	5 (1.8)	0 (0.0)	0 (0.0)	0 (0.0)
Nausea	229 (38.4)	9 (1.5)	0 (0.0)	0 (0.0)	115 (40.9)	4 (1.4)	0 (0.0)	0 (0.0)
Stomatitis	47 (7.9)	2 (0.3)	0 (0.0)	0 (0.0)	17 (6.0)	0 (0.0)	0 (0.0)	0 (0.0)
Vomiting	111 (18.6)	13 (2.2)	0 (0.0)	0 (0.0)	42 (14.9)	6 (2.1)	0 (0.0)	0 (0.0)
<b>General disorders and administration site conditions</b>								
Asthenia	89 (14.9)	6 (1.0)	0 (0.0)	0 (0.0)	37 (13.2)	1 (0.4)	0 (0.0)	0 (0.0)
Chills	7 (1.2)	0 (0.0)	0 (0.0)	0 (0.0)	3 (1.1)	0 (0.0)	0 (0.0)	0 (0.0)
Edema	6 (1.0)	0 (0.0)	0 (0.0)	0 (0.0)	2 (0.7)	1 (0.4)	0 (0.0)	0 (0.0)
Edema peripheral	27 (4.5)	0 (0.0)	0 (0.0)	0 (0.0)	12 (4.3)	0 (0.0)	0 (0.0)	0 (0.0)
Fatigue	164 (27.5)	17 (2.9)	0 (0.0)	0 (0.0)	83 (29.5)	7 (2.5)	0 (0.0)	0 (0.0)

Adverse Reaction	Keytruda + Chemotherapy n=596				Placebo + Chemotherapy n=281			
	All Grades* n (%)	Grade 3 n (%)	Grade 4 n (%)	Grade 5 n (%)	All Grades* n (%)	Grade 3 n (%)	Grade 4 n (%)	Grade 5 n (%)
Malaise	26 (4.4)	2 (0.3)	0 (0.0)	0 (0.0)	13 (4.6)	0 (0.0)	0 (0.0)	0 (0.0)
Mucosal inflammation	27 (4.5)	2 (0.3)	0 (0.0)	0 (0.0)	9 (3.2)	1 (0.4)	0 (0.0)	0 (0.0)
Pyrexia	58 (9.7)	3 (0.5)	0 (0.0)	0 (0.0)	23 (8.2)	3 (1.1)	0 (0.0)	0 (0.0)
<b>Immune System Disorders</b>								
Hypersensitivity	9 (1.5)	1 (0.2)	0 (0.0)	0 (0.0)	6 (2.1)	0 (0.0)	0 (0.0)	0 (0.0)
<b>Infections and infestations</b>								
Conjunctivitis	7 (1.2)	0 (0.0)	0 (0.0)	0 (0.0)	1 (0.4)	0 (0.0)	0 (0.0)	0 (0.0)
Nasopharyngitis	6 (1.0)	0 (0.0)	0 (0.0)	0 (0.0)	2 (0.7)	0 (0.0)	0 (0.0)	0 (0.0)
Upper respiratory tract infection	7 (1.2)	1 (0.2)	0 (0.0)	0 (0.0)	6 (2.1)	0 (0.0)	0 (0.0)	0 (0.0)
Urinary tract infection	10 (1.7)	0 (0.0)	0 (0.0)	0 (0.0)	3 (1.1)	0 (0.0)	0 (0.0)	0 (0.0)
<b>Injury, poisoning and procedural complications</b>								
Infusion related reaction	8 (1.3)	1 (0.2)	0 (0.0)	0 (0.0)	6 (2.1)	0 (0.0)	0 (0.0)	0 (0.0)
<b>Investigations</b>								
Alanine aminotransferase increased	118 (19.8)	29 (4.9)	5 (0.8)	0 (0.0)	46 (16.4)	13 (4.6)	0 (0.0)	0 (0.0)
Aspartate aminotransferase increased	111 (18.6)	23 (3.9)	3 (0.5)	0 (0.0)	42 (14.9)	8 (2.8)	0 (0.0)	0 (0.0)
Blood alkaline phosphatase increased	35 (5.9)	5 (0.8)	0 (0.0)	0 (0.0)	12 (4.3)	1 (0.4)	0 (0.0)	0 (0.0)

Adverse Reaction	Keytruda + Chemotherapy n=596				Placebo + Chemotherapy n=281			
	All Grades* n (%)	Grade 3 n (%)	Grade 4 n (%)	Grade 5 n (%)	All Grades* n (%)	Grade 3 n (%)	Grade 4 n (%)	Grade 5 n (%)
Blood bilirubin increased	10 (1.7)	2 (0.3)	0 (0.0)	0 (0.0)	2 (0.7)	0 (0.0)	0 (0.0)	0 (0.0)
Blood creatinine increased	11 (1.8)	0 (0.0)	0 (0.0)	0 (0.0)	6 (2.1)	2 (0.7)	0 (0.0)	0 (0.0)
Blood lactate dehydrogenase increased	15 (2.5)	1 (0.2)	1 (0.2)	0 (0.0)	11 (3.9)	1 (0.4)	0 (0.0)	0 (0.0)
Blood thyroid stimulating hormone increased	7 (1.2)	0 (0.0)	0 (0.0)	0 (0.0)	2 (0.7)	0 (0.0)	0 (0.0)	0 (0.0)
Gamma-glutamyltransferase increased	16 (2.7)	3 (0.5)	0 (0.0)	0 (0.0)	6 (2.1)	3 (1.1)	0 (0.0)	0 (0.0)
Haemoglobin decreased	11 (1.8)	2 (0.3)	0 (0.0)	0 (0.0)	3 (1.1)	1 (0.4)	0 (0.0)	0 (0.0)
Lymphocyte count decreased	30 (5.0)	13 (2.2)	1 (0.2)	0 (0.0)	9 (3.2)	4 (1.4)	26 (9.3)	0 (0.0)
Neutrophil count decreased	132 (22.1)	54 (9.1)	49 (8.2)	0 (0.0)	74 (26.3)	31 (11.0)	0 (0.0)	0 (0.0)
Neutrophil percentage decreased	7 (1.2)	4 (0.7)	3 (0.5)	0 (0.0)	1 (0.4)	1 (0.4)	8 (2.8)	0 (0.0)
Platelet count decreased	90 (15.1)	21 (3.5)	15 (2.5)	0 (0.0)	43 (15.3)	12 (4.3)	0 (0.0)	0 (0.0)
Weight decreased	34 (5.7)	2 (0.3)	0 (0.0)	0 (0.0)	7 (2.5)	1 (0.4)	0	0
White blood cell count decreased	108 (18.1)	57 (9.6)	4 (0.7)	0 (0.0)	54 (19.2)	25 (8.9)	4 (1.4)	0 (0.0)

Adverse Reaction	Keytruda + Chemotherapy n=596				Placebo + Chemotherapy n=281			
	All Grades* n (%)	Grade 3 n (%)	Grade 4 n (%)	Grade 5 n (%)	All Grades* n (%)	Grade 3 n (%)	Grade 4 n (%)	Grade 5 n (%)
<b>Metabolism and nutrition disorders</b>								
Decreased appetite	97 (16.3)	5 (0.8)	0 (0.0)	0 (0.0)	25 (8.9)	1 (0.4)	0 (0.0)	0 (0.0)
Hypoalbuminemia	11 (1.8)	1 (0.2)	0 (0.0)	0 (0.0)	7 (2.5)	1 (0.4)	0 (0.0)	0 (0.0)
Hypokalemia	9 (1.5)	3 (0.5)	0 (0.0)	0 (0.0)	7 (2.5)	2 (0.7)	2 (0.7)	0 (0.0)
Hypomagnesemia	6 (1.0)	0 (0.0)	0 (0.0)	0 (0.0)	2 (0.7)	0 (0.0)	0 (0.0)	0 (0.0)
Hyponatremia	8 (1.3)	2 (0.3)	0 (0.0)	0 (0.0)	4 (1.4)	0 (0.0)	1 (0.4)	0 (0.0)
<b>Musculoskeletal and connective tissue disorders</b>								
Arthralgia	48 (8.1)	4 (0.7)	0 (0.0)	0 (0.0)	23 (8.2)	1 (0.4)	0 (0.0)	0 (0.0)
Arthritis	7 (1.2)	0 (0.0)	0 (0.0)	0 (0.0)	1 (0.4)	0 (0.0)	0 (0.0)	0 (0.0)
Back pain	8 (1.3)	0 (0.0)	0 (0.0)	0 (0.0)	6 (2.1)	0 (0.0)	0 (0.0)	0 (0.0)
Bone pain	9 (1.5)	1 (0.2)	0 (0.0)	0 (0.0)	6 (2.1)	0 (0.0)	0 (0.0)	0 (0.0)
Muscular weakness	6 (1.0)	0 (0.0)	0 (0.0)	0 (0.0)	2 (0.7)	0 (0.0)	0 (0.0)	0 (0.0)
Musculoskeletal pain	6 (1.0)	0 (0.0)	0 (0.0)	0 (0.0)	1 (0.4)	0 (0.0)	0 (0.0)	0 (0.0)

Adverse Reaction	Keytruda + Chemotherapy n=596				Placebo + Chemotherapy n=281			
	All Grades* n (%)	Grade 3 n (%)	Grade 4 n (%)	Grade 5 n (%)	All Grades* n (%)	Grade 3 n (%)	Grade 4 n (%)	Grade 5 n (%)
Myalgia	46 (7.7)	1 (0.2)	0 (0.0)	0 (0.0)	21 (7.5)	1 (0.4)	0 (0.0)	0 (0.0)
Pain in extremity	21 (3.5)	3 (0.5)	0 (0.0)	0 (0.0)	8 (2.8)	0 (0.0)	0 (0.0)	0 (0.0)
<b>Nervous system disorders</b>								
Dizziness	14 (2.3)	1 (0.2)	0 (0.0)	0 (0.0)	15 (5.3)	0 (0.0)	0 (0.0)	0 (0.0)
Dysgeusia	47 (7.9)	0 (0.0)	0 (0.0)	0 (0.0)	12 (4.3)	0 (0.0)	0 (0.0)	0 (0.0)
Headache	39 (6.5)	2 (0.3)	0 (0.0)	0 (0.0)	23 (8.2)	0 (0.0)	0 (0.0)	0 (0.0)
Hypoesthesia	7 (1.2)	0 (0.0)	0 (0.0)	0 (0.0)	5 (1.8)	0 (0.0)	0 (0.0)	0 (0.0)
Lethargy	12 (2.0)	2 (0.3)	0 (0.0)	0 (0.0)	2 (0.7)	1 (0.4)	0 (0.0)	0 (0.0)
Neuropathy peripheral	61 (10.2)	6 (1.0)	0 (0.0)	0 (0.0)	32 (11.4)	4 (1.4)	0 (0.0)	0 (0.0)
Neurotoxicity	7 (1.2)	0 (0.0)	0 (0.0)	0 (0.0)	3 (1.1)	0 (0.0)	0 (0.0)	0 (0.0)
Paresthesia	20 (3.4)	0 (0.0)	0 (0.0)	0 (0.0)	10 (3.6)	0 (0.0)	0 (0.0)	0 (0.0)

Adverse Reaction	Keytruda + Chemotherapy n=596				Placebo + Chemotherapy n=281			
	All Grades* n (%)	Grade 3 n (%)	Grade 4 n (%)	Grade 5 n (%)	All Grades* n (%)	Grade 3 n (%)	Grade 4 n (%)	Grade 5 n (%)
Peripheral sensory neuropathy	55 (9.2)	8 (1.3)	0 (0.0)	0 (0.0)	20 (7.1)	2 (0.7)	0 (0.0)	0 (0.0)
Polyneuropathy	12 (2.0)	2 (0.3)	0 (0.0)	0 (0.0)	0 (0.0)	0 (0.0)	0 (0.0)	0 (0.0)
Taste disorder	8 (1.3)	1 (0.2)	0 (0.0)	0 (0.0)	5 (1.8)	0 (0.0)	0 (0.0)	0 (0.0)
<b>Psychiatric disorders</b>								
Anxiety	6 (1.0)	0 (0.0)	0 (0.0)	0 (0.0)	1 (0.4)	0 (0.0)	0 (0.0)	0 (0.0)
Insomnia	10 (1.7)	0 (0.0)	0 (0.0)	0 (0.0)	5 (1.8)	0 (0.0)	0 (0.0)	0 (0.0)
<b>Respiratory, thoracic and mediastinal disorders</b>								
Cough	22 (3.7)	0 (0.0)	0 (0.0)	0 (0.0)	7 (2.5)	0 (0.0)	0 (0.0)	0 (0.0)
Dysphonia	21 (3.5)	0 (0.0)	0 (0.0)	0 (0.0)	13 (4.6)	2 (0.7)	0 (0.0)	0 (0.0)
Epistaxis	14 (2.3)	0 (0.0)	0 (0.0)	0 (0.0)	11 (3.9)	0 (0.0)	0 (0.0)	0 (0.0)
Oropharyngeal pain	8 (1.3)	0 (0.0)	0 (0.0)	0 (0.0)	4 (1.4)	0 (0.0)	0 (0.0)	0 (0.0)
Pneumonitis	12 (2.0)	5 (0.8)	1 (0.2)	0 (0.0)	0 (0.0)	0 (0.0)	0 (0.0)	0 (0.0)
<b>Skin and subcutaneous tissue disorders</b>								
Alopecia	197 (33.1)	4 (0.7)	1 (0.2)	0 (0.0)	94 (33.5)	3 (1.1)	0 (0.0)	0 (0.0)
Dermatitis acneiform	8 (1.3)	0 (0.0)	0 (0.0)	0 (0.0)	4 (1.4)	0 (0.0)	0 (0.0)	0 (0.0)
Dry skin	15 (2.5)	0 (0.0)	0 (0.0)	0 (0.0)	9 (3.2)	0 (0.0)	0 (0.0)	0 (0.0)

Adverse Reaction	Keytruda + Chemotherapy n=596				Placebo + Chemotherapy n=281			
	All Grades* n (%)	Grade 3 n (%)	Grade 4 n (%)	Grade 5 n (%)	All Grades* n (%)	Grade 3 n (%)	Grade 4 n (%)	Grade 5 n (%)
Eczema	6 (1.0)	1 (0.2)	0 (0.0)	0 (0.0)	4 (1.4)	0 (0.0)	0 (0.0)	0 (0.0)
Erythema	9 (1.5)	1 (0.2)	0 (0.0)	0 (0.0)	5 (1.8)	0 (0.0)	0 (0.0)	0 (0.0)
Nail discolouration	8 (1.3)	0 (0.0)	0 (0.0)	0 (0.0)	10 (3.6)	0 (0.0)	0 (0.0)	0 (0.0)
Nail disorder	12 (2.0)	0 (0.0)	0 (0.0)	0 (0.0)	5 (1.8)	0 (0.0)	0 (0.0)	0 (0.0)
Onycholysis	7 (1.2)	0 (0.0)	0 (0.0)	0 (0.0)	4 (1.4)	0 (0.0)	0 (0.0)	0 (0.0)
Pruritus	64 (10.7)	1 (0.2)	0 (0.0)	0 (0.0)	26 (9.3)	0 (0.0)	0 (0.0)	0 (0.0)
Rash	92 (15.4)	4 (0.7)	0 (0.0)	0 (0.0)	26 (9.3)	0 (0.0)	0 (0.0)	0 (0.0)
Rash maculo-papular	29 (4.9)	7 (1.2)	0 (0.0)	0 (0.0)	9 (3.2)	0 (0.0)	0 (0.0)	0 (0.0)
Skin hyperpigmentation	7 (1.2)	0 (0.0)	0 (0.0)	0 (0.0)	1 (0.4)	0 (0.0)	0 (0.0)	0 (0.0)
Urticaria	6 (1.0)	1 (0.2)	0 (0.0)	0 (0.0)	2 (0.7)	0 (0.0)	0 (0.0)	0 (0.0)
<b>Vascular disorders</b>								
Flushing	7 (1.2)	0 (0.0)	0 (0.0)	0 (0.0)	1 (0.4)	0 (0.0)	0 (0.0)	0 (0.0)
Hot flush	7 (1.2)	0 (0.0)	0 (0.0)	0 (0.0)	8 (2.8)	0 (0.0)	0 (0.0)	0 (0.0)
Hypertension	9 (1.5)	4 (0.7)	1 (0.2)	0 (0.0)	3 (1.1)	1 (0.4)	0 (0.0)	0 (0.0)
Hypotension	7 (1.2)	1 (0.2)	0 (0.0)	0 (0.0)	3 (1.1)	0 (0.0)	0 (0.0)	0 (0.0)
*Graded per NCI CTCAE v4.03 APaT: all patients as treated								

### Early-stage Triple-Negative Breast Cancer

Table 32 summarizes the treatment-related adverse events that occurred in at least 1% of patients with high-risk early stage TNBC treated with Keytruda in combination with chemotherapy (carboplatin and paclitaxel followed by doxorubicin or epirubicin and cyclophosphamide) as a neoadjuvant treatment, and then continued as monotherapy as adjuvant treatment after surgery in KEYNOTE-522 (See [14 CLINICAL TRIALS](#)). The median duration of exposure was 13.3 months (range: 1 day to 21.9 months) in the Keytruda combination arm and 13.6 months (range: 1 day to 19.8 months) in the placebo arm.

The most common treatment-related adverse events for patients treated with Keytruda in KEYNOTE-522 (reported in at least 20% of patients) were nausea, alopecia, anemia, neutropenia, fatigue, diarrhea, alanine aminotransferase increased, vomiting, asthenia, rash, constipation, neutrophil count decreased, aspartate aminotransferase increased, neuropathy peripheral, and decreased appetite. The most common Grade 3-5 treatment related adverse events for patients treated with Keytruda in KEYNOTE-522 (reported in at least 5% of patients) were neutropenia (34.5%), neutrophil count decreased (18.6%), anemia (18%), febrile neutropenia (17.8%), white blood cell count decreased (7.7%), and alanine aminotransferase increased (5.5%).

Serious treatment-related adverse events occurred in 34% of patients receiving Keytruda in KEYNOTE-522. Serious treatment-related adverse events in  $\geq 2\%$  of patients receiving Keytruda in KEYNOTE-522 included: febrile neutropenia (14.7%), pyrexia (2.6%), and anemia (2.4%). Fatal adverse events regardless of causality to the study treatment occurred in 0.9% of patients receiving Keytruda in combination with chemotherapy as neoadjuvant treatment, and then continued as monotherapy as adjuvant treatment after surgery, including 1 each of autoimmune encephalitis, pneumonia, pneumonitis, pulmonary embolism, sepsis in association with multiple organ dysfunction syndrome and myocardial infarction, shock, and death from unknown cause.

Keytruda was interrupted for treatment-related adverse events in 49% of patients. The most common treatment-related adverse events leading to interruption of Keytruda ( $\geq 2\%$ ) were neutropenia (17.0%), neutrophil count decreased (8.4%), ALT increased (5.2%), anemia (3.3%), thrombocytopenia (3.1%), AST increased (3.1%), febrile neutropenia (2.8%), and platelet count decreased (2.8%). Keytruda was discontinued for treatment-related adverse events in 17.9% of subjects. The most common treatment-related adverse events ( $\geq 2\%$ ) leading to discontinuation of Keytruda were: ALT increased (2.4%).

Of 783 adult patients with high-risk early-stage TNBC treated with Keytruda in combination with chemotherapy as neoadjuvant treatment, then with Keytruda as monotherapy as adjuvant treatment after surgery, 84 (11%) were 65 years or over. Patients  $\geq 65$  years of age had an incidence of serious adverse events (53.6%) compared to younger patients (42.3%). Adverse events leading to the discontinuation of any study drug were more frequent in patients  $\geq 65$  years.

**Table 32: Treatment-Related Adverse Events (incidence ≥ 1%) in Patients Treated with Keytruda in Combination with Chemotherapy as Neoadjuvant Treatment, and then Continued as Monotherapy as Adjuvant Treatment After Surgery, APaT Population in KEYNOTE-522**

Adverse Reaction	Keytruda 200 mg every 3 weeks with Chemotherapy*/Keytruda 200 mg every 3 weeks n=783				Placebo with Chemotherapy*/Placebo n=389			
	Any Grade n (%) <sup>†</sup>	Grade 3 n (%)	Grade 4 n (%)	Grade 5 n (%)	Any Grade n (%)	Grade 3 n (%)	Grade 4 n (%)	Grade 5 n (%)
<b>Blood and lymphatic system disorders</b>								
Anemia	429 (54.8)	137 (17.5)	4 (0.5)	0	215 (55.3)	56 (14.4)	2 (0.5)	0
Febrile neutropenia	144 (18.4)	117 (14.9)	22 (2.8)	0	65 (16.7)	52 (13.4)	10 (2.6)	0
Leukopenia	87 (11.1)	25 (3.2)	8 (1.0)	0	49 (12.6)	8 (2.1)	8 (2.1)	0
Lymphopenia	29 (3.7)	5 (0.6)	2 (0.3)	0	17 (4.4)	4 (1.0)	0	0
Neutropenia	367 (46.9)	180 (23.0)	90 (11.5)	0	185 (47.6)	88 (22.6)	42 (10.8)	0
Pancytopenia	14 (1.8)	11 (1.4)	3 (0.4)	0	5 (1.3)	5 (1.3)	0	0
Thrombocytopenia	104 (13.3)	16 (2.0)	5 (0.6)	0	65 (16.7)	7 (1.8)	4 (1.0)	0
<b>Cardiac disorders</b>								
Palpitations	12 (1.5)	0	0	0	10 (2.6)	0	0	0
Sinus tachycardia	14 (1.8)	0	0	0	5 (1.3)	0	0	0
Tachycardia	14 (1.8)	1 (0.1)	0	0	2 (0.5)	0	0	0
<b>Ear and labyrinth disorders</b>								
Tinnitus	8 (1.0)	0	0	0	5 (1.3)	0	0	0
Vertigo	12 (1.5)	0	0	0	8 (2.1)	0	0	0
<b>Endocrine disorders</b>								
Adrenal insufficiency	18 (2.3)	7 (0.9)	1 (0.1)	0	0	0	0	0
Hyperthyroidism	37 (4.7)	2 (0.3)	0	0	5 (1.3)	0	0	0
Hypophysitis	10 (1.3)	8 (1.0)	0	0	0	0	0	0
Hypothyroidism	105 (13.4)	4 (0.5)	0	0	19 (4.9)	0	0	0

Adverse Reaction	Keytruda 200 mg every 3 weeks with Chemotherapy*/Keytruda 200 mg every 3 weeks n=783				Placebo with Chemotherapy*/Placebo n=389			
	Any Grade n (%)†	Grade 3 n (%)	Grade 4 n (%)	Grade 5 n (%)	Any Grade n (%)	Grade 3 n (%)	Grade 4 n (%)	Grade 5 n (%)
Thyroiditis	8 (1.0)	0	0	0	3 (0.8)	0	0	0
<b>Eye disorders</b>								
Dry eye	35 (4.5)	0	0	0	15 (3.9)	0	0	0
Lacrimation increased	12 (1.5)	0	0	0	5 (1.3)	0	0	0
Vision blurred	18 (2.3)	0	0	0	3 (0.8)	0	0	0
<b>Gastrointestinal disorders</b>								
Abdominal pain	65 (8.3)	2 (0.3)	0	0	22 (5.7)	1 (0.3)	0	0
Abdominal pain upper	39 (5.0)	0	0	0	22 (5.7)	2 (0.5)	0	0
Colitis	8 (1.0)	4 (0.5)	1 (0.1)	0	1 (0.3)	0	0	0
Constipation	188 (24.0)	0	0	0	85 (21.9)	0	0	0
Diarrhea	238 (30.4)	20 (2.6)	0	0	98 (25.2)	5 (1.3)	0	0
Dry mouth	49 (6.3)	0	0	0	20 (5.1)	0	0	0
Dyspepsia	71 (9.1)	1 (0.1)	0	0	39 (10.0)	0	0	0
Gastritis	15 (1.9)	2 (0.3)	0	0	5 (1.3)	0	0	0
Gastroesophageal reflux disease	41 (5.2)	0	0	0	24 (6.2)	0	0	0
Hemorrhoids	12 (1.5)	0	0	0	3 (0.8)	0	0	0
Mouth ulceration	12 (1.5)	0	0	0	11 (2.8)	0	0	0
Nausea	495 (63.2)	27 (3.4)	0	0	245 (63.0)	6 (1.5)	0	0
Odynophagia	8 (1.0)	0	0	0	2 (0.5)	0	0	0
Oral pain	10 (1.3)	0	0	0	2 (0.5)	0	0	0
Stomatitis	132 (16.9)	11 (1.4)	0	0	55 (14.1)	1 (0.3)	0	0
Vomiting	200 (25.5)	18 (2.3)	1 (0.1)	0	86 (22.1)	6 (1.5)	0	0

Adverse Reaction	Keytruda 200 mg every 3 weeks with Chemotherapy*/Keytruda 200 mg every 3 weeks n=783				Placebo with Chemotherapy*/Placebo n=389			
	Any Grade n (%)†	Grade 3 n (%)	Grade 4 n (%)	Grade 5 n (%)	Any Grade n (%)	Grade 3 n (%)	Grade 4 n (%)	Grade 5 n (%)
<b>General disorders and administration site conditions</b>								
Asthenia	198 (25.3)	28 (3.6)	0	0	102 (26.2)	9 (2.3)	0	0
Chest pain	8 (1.0)	0	0	0	5 (1.3)	0	0	0
Chills	26 (3.3)	0	0	0	2 (0.5)	0	0	0
Face edema	10 (1.3)	0	0	0	3 (0.8)	0	0	0
Fatigue	330 (42.1)	28 (3.6)	0	0	151 (38.8)	6 (1.5)	0	0
Influenza like illness	12 (1.5)	1 (0.1)	0	0	3 (0.8)	0	0	0
Malaise	25 (3.2)	0	0	0	12 (3.1)	1 (0.3)	0	0
Mucosal dryness	9 (1.1)	0	0	0	8 (2.1)	0	0	0
Mucosal inflammation	103 (13.2)	8 (1.0)	0	0	45 (11.6)	3 (0.8)	0	0
Edema	12 (1.5)	1 (0.1)	0	0	9 (2.3)	0	0	0
Edema peripheral	35 (4.5)	2 (0.3)	0	0	21 (5.4)	0	0	0
Pain	19 (2.4)	0	0	0	6 (1.5)	0	0	0
Pyrexia	138 (17.6)	8 (1.0)	0	0	41 (10.5)	0	0	0
<b>Immune system disorders</b>								
Drug hypersensitivity	14(1.8)	3(0.4)	0	0	6(1.5)	1(0.3)	0	0
Hypersensitivity	32(4.1)	3(0.4)	0	0	8(2.1)	0	0	0
<b>Infections and infestations</b>								
Conjunctivitis	17(2.2)	0	0	0	4(1.0)	0	0	0
Cystitis	8(1.0)	0	0	0	4(1.0)	0	0	0
Folliculitis	20(2.6)	0	0	0	7(1.8)	1(0.3)	0	0
Gingivitis	8(1.0)	0	0	0	5(1.3)	0	0	0
Herpes zoster	9(1.1)	0	0	0	3(0.8)	0	0	0

Adverse Reaction	Keytruda 200 mg every 3 weeks with Chemotherapy*/Keytruda 200 mg every 3 weeks n=783				Placebo with Chemotherapy*/Placebo n=389			
	Any Grade n (%)†	Grade 3 n (%)	Grade 4 n (%)	Grade 5 n (%)	Any Grade n (%)	Grade 3 n (%)	Grade 4 n (%)	Grade 5 n (%)
Oral candidiasis	14(1.8)	0	0	0	4(1.0)	0	0	0
Oral herpes	10(1.3)	0	0	0	1(0.3)	0	0	0
Paronychia	14(1.8)	0	0	0	5(1.3)	0	0	0
Upper respiratory tract infection	20(2.6)	4(0.5)	0	0	5(1.3)	1(0.3)	0	0
Urinary tract infection	23(2.9)	3(0.4)	0	0	16(4.1)	2(0.5)	0	0
<b>Injury, poisoning and procedural complications</b>								
Infusion related reaction	73(9.3)	8(1.0)	0	0	25(6.4)	2(0.5)	0	0
<b>Investigations</b>								
Alanine aminotransferase increased	204 (26.1)	42 (5.4)	1 (0.1)	0	98 (25.2)	9 (2.3)	0	0
Aspartate aminotransferase increased	157 (20.1)	18 (2.3)	2 (0.3)	0	63 (16.2)	1 (0.3)	0	0
Blood alkaline phosphatase increased	29 (3.7)	2 (0.3)	0	0	20 (5.1)	2 (0.5)	0	0
Blood bicarbonate increased	8 (1.0)	0	0	0	1 (0.3)	0	0	0
Blood bilirubin increased	19 (2.4)	0	0	0	6 (1.5)	0	0	0
Blood chloride increased	8 (1.0)	0	0	0	2 (0.5)	0	0	0
Blood creatinine increased	21 (2.7)	2 (0.3)	1 (0.1)	0	3 (0.8)	0	0	0
Blood lactate dehydrogenase increased	22 (2.8)	0	0	0	14 (3.6)	1 (0.3)	0	0

Adverse Reaction	Keytruda 200 mg every 3 weeks with Chemotherapy*/Keytruda 200 mg every 3 weeks n=783				Placebo with Chemotherapy*/Placebo n=389			
	Any Grade n (%)†	Grade 3 n (%)	Grade 4 n (%)	Grade 5 n (%)	Any Grade n (%)	Grade 3 n (%)	Grade 4 n (%)	Grade 5 n (%)
Blood magnesium decreased	8 (1.0)	1 (0.1)	0	0	2 (0.5)	0	0	0
Blood potassium decreased	8 (1.0)	1 (0.1)	0	0	1 (0.3)	0	0	0
Blood sodium decreased	10 (1.3)	0	0	0	2 (0.5)	0	0	0
Blood thyroid stimulating hormone decreased	8 (1.0)	0	0	0	3 (0.8)	0	0	0
Blood thyroid stimulating hormone increased	14 (1.8)	0	0	0	3 (0.8)	0	0	0
Ejection fraction decreased	9 (1.1)	0	0	0	7 (1.8)	1 (0.3)	0	0
Gamma-glutamyl transferase increased	24 (3.1)	7 (0.9)	1 (0.1)	0	11 (2.8)	1 (0.3)	0	0
Hemoglobin decreased	12 (1.5)	3 (0.4)	0	0	7 (1.8)	2 (0.5)	0	0
Lymphocyte count decreased	26 (3.3)	8 (1.0)	3 (0.4)	0	18 (4.6)	5 (1.3)	0	0
Neutrophil count decreased	185 (23.6)	82 (10.5)	64 (8.2)	0	112 (28.8)	62 (15.9)	28 (7.2)	0
Platelet count decreased	74 (9.5)	16 (2.0)	5 (0.6)	0	34 (8.7)	3 (0.8)	1 (0.3)	0
Weight decreased	38 (4.9)	5 (0.6)	0	0	12 (3.1)	0	0	0
Weight increased	10 (1.3)	0	0	0	3 (0.8)	1 (0.3)	0	0
White blood cell count decreased	108 (13.8)	39 (5.0)	21 (2.7)	0	52 (13.4)	12 (3.1)	8 (2.1)	0
<b>Metabolism and nutrition disorders</b>								
Decreased appetite	153 (19.5)	6 (0.8)	0	0	57 (14.7)	1 (0.3)	0	0

Adverse Reaction	Keytruda 200 mg every 3 weeks with Chemotherapy*/Keytruda 200 mg every 3 weeks n=783				Placebo with Chemotherapy*/Placebo n=389			
	Any Grade n (%)†	Grade 3 n (%)	Grade 4 n (%)	Grade 5 n (%)	Any Grade n (%)	Grade 3 n (%)	Grade 4 n (%)	Grade 5 n (%)
Dehydration	28 (3.6)	2 (0.3)	0	0	7 (1.8)	1 (0.3)	0	0
Hyperglycemia	17 (2.2)	2 (0.3)	0	0	10 (2.6)	2 (0.5)	0	0
Hypoalbuminemia	21 (2.7)	1 (0.1)	0	0	6 (1.5)	0	0	0
Hypocalcemia	19 (2.4)	1 (0.1)	0	0	6 (1.5)	1 (0.3)	0	0
Hypokalemia	37 (4.7)	4 (0.5)	1 (0.1)	0	12 (3.1)	1 (0.3)	0	0
Hypomagnesaemia	26 (3.3)	1 (0.1)	0	0	9 (2.3)	0	0	0
Hyponatremia	20 (2.6)	7 (0.9)	1 (0.1)	0	9 (2.3)	0	1 (0.3)	0
Hypophosphatemia	11 (1.4)	2 (0.3)	0	0	2 (0.5)	0	0	0
Hypoproteinemia	11 (1.4)	0	0	0	2 (0.5)	0	0	0
<b>Musculoskeletal and connective tissue disorders</b>								
Arthralgia	121 (15.5)	4 (0.5)	0	0	59 (15.2)	0	0	0
Back pain	14 (1.8)	0	0	0	10 (2.6)	0	0	0
Bone pain	29 (3.7)	1 (0.1)	0	0	8 (2.1)	0	0	0
Muscle spasms	18 (2.3)	0	0	0	6 (1.5)	0	0	0
Muscular weakness	15 (1.9)	1 (0.1)	0	0	2 (0.5)	0	0	0
Musculoskeletal pain	20 (2.6)	1 (0.1)	0	0	12 (3.1)	0	0	0
Myalgia	112 (14.3)	3 (0.4)	0	0	49 (12.6)	0	0	0
Pain in extremity	30 (3.8)	2 (0.3)	0	0	13 (3.3)	0	0	0
<b>Nervous system disorders</b>								
Cognitive disorder	10 (1.3)	1 (0.1)	0	0	6 (1.5)	0	0	0
Dizziness	61 (7.8)	1 (0.1)	0	0	29 (7.5)	0	0	0
Dysesthesia	10 (1.3)	0	0	0	4 (1.0)	1 (0.3)	0	0
Dysgeusia	124 (15.8)	0	0	0	49 (12.6)	0	0	0
Headache	100	2 (0.3)	0	0	42 (10.8)	1 (0.3)	0	0

Adverse Reaction	Keytruda 200 mg every 3 weeks with Chemotherapy*/Keytruda 200 mg every 3 weeks n=783				Placebo with Chemotherapy*/Placebo n=389			
	Any Grade n (%)†	Grade 3 n (%)	Grade 4 n (%)	Grade 5 n (%)	Any Grade n (%)	Grade 3 n (%)	Grade 4 n (%)	Grade 5 n (%)
	(12.8)							
Hypoesthesia	28 (3.6)	1 (0.1)	0	0	11 (2.8)	1 (0.3)	0	0
Lethargy	8 (1.0)	0	0	0	4 (1.0)	0	0	0
Memory impairment	10 (1.3)	0	0	0	1 (0.3)	0	0	0
Neuralgia	8 (1.0)	0	0	0	4 (1.0)	0	0	0
Neuropathy peripheral	154 (19.7)	15 (1.9)	0	0	84 (21.6)	4 (1.0)	0	0
Neurotoxicity	17 (2.2)	0	0	0	9 (2.3)	0	0	0
Paresthesia	45 (5.7)	0	0	0	28 (7.2)	0	0	0
Peripheral sensory neuropathy	148 (18.9)	11 (1.4)	0	0	72 (18.5)	5 (1.3)	0	0
Polyneuropathy	21 (2.7)	2 (0.3)	0	0	15 (3.9)	4 (1.0)	0	0
Taste disorder	24 (3.1)	0	0	0	16 (4.1)	0	0	0
<b>Psychiatric disorders</b>								
Anxiety	9 (1.1)	0	0	0	3 (0.8)	0	0	0
Insomnia	42 (5.4)	3 (0.4)	0	0	13 (3.3)	0	0	0
<b>Renal and urinary disorders</b>								
Acute kidney injury	10 (1.3)	7 (0.9)	1 (0.1)	0	1 (0.3)	0	0	0
Dysuria	11 (1.4)	0	0	0	3 (0.8)	0	0	0
<b>Reproductive system and breast disorders</b>								
Amenorrhea	10 (1.3)	1 (0.1)	0	0	1 (0.3)	1 (0.3)	0	0
Menstruation irregular	9 (1.1)	4 (0.5)	0	0	3 (0.8)	1 (0.3)	0	0
<b>Respiratory, thoracic and mediastinal disorders</b>								
Cough	52 (6.6)	1 (0.1)	0	0	13 (3.3)	0	0	0
Dysphonia	14 (1.8)	0	0	0	3 (0.8)	0	0	0
Dyspnea	46 (5.9)	2 (0.3)	0	0	23 (5.9)	1 (0.3)	0	0

Adverse Reaction	Keytruda 200 mg every 3 weeks with Chemotherapy*/Keytruda 200 mg every 3 weeks n=783				Placebo with Chemotherapy*/Placebo n=389			
	Any Grade n (%)†	Grade 3 n (%)	Grade 4 n (%)	Grade 5 n (%)	Any Grade n (%)	Grade 3 n (%)	Grade 4 n (%)	Grade 5 n (%)
Dyspnea exertional	8 (1.0)	0	0	0	2 (0.5)	0	0	0
Epistaxis	76 (9.7)	0	0	0	41 (10.5)	0	0	0
Nasal dryness	12 (1.5)	0	0	0	4 (1.0)	0	0	0
Oropharyngeal pain	17 (2.2)	0	0	0	10 (2.6)	0	0	0
Pneumonitis	13 (1.7)	6 (0.8)	0	1 (0.1)	6 (1.5)	2 (0.5)	0	0
Pulmonary embolism	10 (1.3)	8 (1.0)	1 (0.1)	1 (0.1)	2 (0.5)	1 (0.3)	1 (0.3)	0
Rhinorrhea	10 (1.3)	0	0	0	2 (0.5)	0	0	0
<b>Skin and subcutaneous tissue disorders</b>								
Acne	8 (1.0)	0	0	0	4 (1.0)	0	0	0
Alopecia	471 (60.2)	0	0	0	220 (56.6)	0	0	0
Dermatitis	8 (1.0)	1 (0.1)	0	0	4 (1.0)	0	0	0
Dermatitis acneiform	45 (5.7)	2 (0.3)	0	0	10 (2.6)	0	0	0
Dermatitis allergic	8 (1.0)	2 (0.3)	0	0	0	0	0	0
Dry skin	47 (6.0)	1 (0.1)	0	0	20 (5.1)	0	0	0
Eczema	11 (1.4)	0	0	0	8 (2.1)	0	0	0
Erythema	31 (4.0)	0	0	0	14 (3.6)	0	0	0
Hyperhidrosis	8 (1.0)	0	0	0	3 (0.8)	0	0	0
Nail discoloration	48 (6.1)	0	0	0	31 (8.0)	0	0	0
Nail disorder	22 (2.8)	1 (0.1)	0	0	15 (3.9)	0	0	0
Onycholysis	25 (3.2)	2 (0.3)	0	0	12 (3.1)	0	0	0
Onychomadesis	12 (1.5)	0	0	0	3 (0.8)	0	0	0
Palmar-plantar erythrodysesthesia syndrome	8 (1.0)	0	0	0	3 (0.8)	0	0	0
Pruritus	116 (14.8)	2 (0.3)	0	0	38 (9.8)	0	0	0

Adverse Reaction	Keytruda 200 mg every 3 weeks with Chemotherapy*/Keytruda 200 mg every 3 weeks n=783				Placebo with Chemotherapy*/Placebo n=389			
	Any Grade n (%)†	Grade 3 n (%)	Grade 4 n (%)	Grade 5 n (%)	Any Grade n (%)	Grade 3 n (%)	Grade 4 n (%)	Grade 5 n (%)
Rash	196 (25.0)	12 (1.5)	0	0	66 (17.0)	1 (0.3)	0	0
Rash maculo-papular	50 (6.4)	12 (1.5)	0	0	23 (5.9)	0	0	0
Rash pruritic	9 (1.1)	0	0	0	2 (0.5)	0	0	0
Skin hyperpigmentation	13 (1.7)	0	0	0	9 (2.3)	0	0	0
Skin toxicity	8 (1.0)	2 (0.3)	0	0	4 (1.0)	0	0	0
Urticaria	8 (1.0)	0	0	0	6 (1.5)	0	0	0
<b>Vascular disorders</b>								
Flushing	21 (2.7)	0	0	0	7 (1.8)	0	0	0
Hot flush	55 (7.0)	3 (0.4)	0	0	45 (11.6)	0	0	0
Hypotension	17 (2.2)	3 (0.4)	0	0	5 (1.3)	0	1 (0.3)	0

\* Chemotherapy: carboplatin and paclitaxel followed by epirubicin and cyclophosphamide

† Graded per NCI CTCAE v4.0

### Cervical Cancer

Table 33 summarizes the treatment-related adverse events that occurred in at least 1% of patients with persistent, recurrent or metastatic cervical cancer treated with Keytruda in combination with chemotherapy (paclitaxel and cisplatin or paclitaxel and carboplatin) with or without bevacizumab in KEYNOTE-826. A total of 616 patients, regardless of tumour PD-L1 expression, received Keytruda 200 mg and chemotherapy with or without bevacizumab (n=307) every 3 weeks or placebo and chemotherapy with or without bevacizumab (n=309) every 3 weeks. The median duration of exposure to Keytruda was 9.9 months (range: 1 day to 26 months).

For patients treated with Keytruda in combination with chemotherapy with or without bevacizumab, the most common treatment-related adverse events (reported in at least 20% of patients) were nausea, anemia, fatigue, vomiting, diarrhea, neutropenia, neuropathy peripheral, peripheral sensory neuropathy and alopecia. The most common Grade 3-5 adverse events were: anemia (30.3%), neutrophil count decreased (13.0%), neutropenia (12.4%), hypertension (9.4%), urinary tract infection (8.8%), thrombocytopenia (7.5%), febrile neutropenia (7.2%), platelet count decreased (6.8%); and white blood cell count decreased (6.8%).

For patients treated with Keytruda, chemotherapy, and bevacizumab (n=196), the most common ( $\geq 20\%$ ) adverse reactions were peripheral neuropathy (62%), alopecia (58%), anemia (55%), fatigue/asthenia (53%), nausea (41%), neutropenia (41%), diarrhea (39%), hypertension (35%), thrombocytopenia (35%), constipation (31%), arthralgia (31%), vomiting (30%), urinary tract infection (27%), rash (26%), leukopenia (24%), hypothyroidism (22%), and decreased appetite (21%). The most common Grade 3-5 adverse events were: anemia (26.5%), neutrophil count decreased (14.8%), neutropenia (13.3%), hypertension (13.3%), urinary tract infection (10.2%), platelet count decreased (8.2%), febrile neutropenia (7.7%), thrombocytopenia (6.1%), white blood count decreased (6.1%) and sepsis (5.1).

Fatal adverse events occurred in 4.6% of patients receiving Keytruda in combination with chemotherapy with or without bevacizumab, including 3 cases of hemorrhage, 2 cases of sepsis, 2 cases due to unknown causes, and 1 case each of acute myocardial infarction, autoimmune encephalitis, cardiac arrest, cerebrovascular accident, femur fracture with perioperative pulmonary embolus, intestinal perforation, and pelvic infection.

Serious adverse events occurred in 50% of patients receiving Keytruda in combination with chemotherapy with or without bevacizumab. Serious adverse events in at least 3% of patients included febrile neutropenia (6.8%), urinary tract infection (5.2%), anemia (4.6%), acute kidney injury (3.3%), and sepsis (3.3%).

Keytruda was discontinued for adverse events in 15% of patients. The most common adverse events resulting in discontinuation of Keytruda (occurring in 2 or more patients) were colitis (1%), immune-mediated enterocolitis (0.7%), immune-mediated hepatitis (0.7%), pyelonephritis (0.7%), increased alanine aminotransferase (0.7%), increased aspartate aminotransferase (0.7%), maculopapular rash (0.7%) and shock hemorrhagic (0.7%). The median time to discontinuation for adverse events was 4.6 months for patients treated with Keytruda.

**Table 33: Treatment-Related Adverse Events (Incidence  $\geq$  1%) in Patients Treated with Keytruda in Combination with Chemotherapy, APaT Population in KEYNOTE-826.**

Adverse Reaction	Keytruda 200 mg every 3 weeks plus Chemotherapy* with or without bevacizumab n=307				Placebo plus Chemotherapy* with or without bevacizumab n=309			
	Any Grade n (%)	Grade 3 n (%)	Grade 4 n (%)	Grade 5 n (%)	Any Grade n (%)	Grade 3 n (%)	Grade 4 n (%)	Grade 5 n (%)
<b>Blood and lymphatic system disorders</b>								
Anemia	149 (48.5)	74 (24.1)	2 (0.7)	0	132 (42.7)	63 (20.4)	2 (0.6)	0
Eosinophilia	10 (3.3)	0	0	0	0	0	0	0
Febrile neutropenia	21 (6.8)	20 (6.5)	1 (0.3)	0	13 (4.2)	10 (3.2)	3 (1.0)	0
Leukopenia	38 (12.4)	11 (3.6)	3 (1.0)	0	31 (10.0)	6 (1.9)	1 (0.3)	0
Lymphopenia	9 (2.9)	2 (0.7)	0	0	6 (1.9)	5 (1.6)	0	0
Neutropenia	68 (22.1)	18 (5.9)	19 (6.2)	0	57 (18.4)	18 (5.8)	11 (3.6)	0
Thrombocytopenia	55 (17.9)	13 (4.2)	8 (2.6)	0	58 (18.8)	11 (3.6)	1 (0.3)	0
<b>Cardiac disorders</b>								
Palpitations	2 (0.7)	0	0	0	5 (1.6)	0	0	0
<b>Ear and labyrinth disorders</b>								
Tinnitus	5 (1.6)	0	0	0	4 (1.3)	0	0	0
<b>Endocrine disorders</b>								
Adrenal insufficiency	4 (1.3)	3 (1.0)	0	0	0	0	0	0
Hyperthyroidism	19 (6.2)	0	0	0	7 (2.3)	1 (0.3)	0	0
Hypothyroidism	52 (16.9)	3 (1.0)	0	0	25 (8.1)	1 (0.3)	0	0
Thyroiditis	9 (2.9)	2 (0.7)	0	0	1 (0.3)	0	0	0
<b>Eye disorders</b>								
Vision blurred	2 (0.7)	0	0	0	5 (1.6)	0	0	0
<b>Gastrointestinal disorders</b>								
Abdominal pain	15 (4.9)	0	0	0	19 (6.1)	1 (0.3)	0	0
Abdominal pain upper	8 (2.6)	0	0	0	7 (2.3)	0	0	0
Colitis	10 (3.3)	3 (1.0)	0	0	2 (0.6)	2 (0.6)	0	0
Constipation	49 (16.0)	1 (0.3)	0	0	49 (15.9)	1 (0.3)	0	0
Diarrhea	76 (24.8)	5 (1.6)	0	0	58 (18.8)	5 (1.6)	0	0

Adverse Reaction	Keytruda 200 mg every 3 weeks plus Chemotherapy* with or without bevacizumab n=307				Placebo plus Chemotherapy* with or without bevacizumab n=309			
	Any Grade n (%)	Grade 3 n (%)	Grade 4 n (%)	Grade 5 n (%)	Any Grade n (%)	Grade 3 n (%)	Grade 4 n (%)	Grade 5 n (%)
Dry mouth	2 (0.7)	0	0	0	7 (2.3)	0	0	0
Dyspepsia	4 (1.3)	0	0	0	9 (2.9)	0	0	0
Gastroesophageal reflux disease	3 (1.0)	0	0	0	8 (2.6)	0	0	0
Gingival bleeding	9 (2.9)	0	0	0	3 (1.0)	0	0	0
Nausea	104 (33.9)	3 (1.0)	0	0	120 (38.8)	4 (1.3)	0	0
Rectal haemorrhage	7 (2.3)	2 (0.7)	0	0	4 (1.3)	1 (0.3)	0	0
Stomatitis	20 (6.5)	1 (0.3)	0	0	15 (4.9)	0	0	0
Vomiting	63 (20.5)	5 (1.6)	0	0	66 (21.4)	3 (1.0)	0	0
<b>General disorders and administration site conditions</b>								
Asthenia	51 (16.6)	5 (1.6)	0	0	56 (18.1)	4 (1.3)	0	0
Chest pain	4 (1.3)	0	0	0	2 (0.6)	0	0	0
Chills	4 (1.3)	0	0	0	0	0	0	0
Fatigue	70 (22.8)	8 (2.6)	0	0	77 (24.9)	13 (4.2)	0	0
Illness	5 (1.6)	0	0	0	3 (1.0)	0	0	0
Malaise	7 (2.3)	0	0	0	4 (1.3)	0	0	0
Mucosal inflammation	20 (6.5)	2 (0.7)	0	0	9 (2.9)	1 (0.3)	0	0
Oedema peripheral	4 (1.3)	0	0	0	4 (1.3)	0	0	0
Pain	4 (1.3)	0	0	0	3 (1.0)	1 (0.3)	0	0
Pyrexia	16 (5.2)	0	0	0	9 (2.9)	0	0	0
<b>Immune system disorders</b>								
Drug hypersensitivity	9 (2.9)	0	0	0	11 (3.6)	3 (1.0)	0	0
Hypersensitivity	11 (3.6)	4 (1.3)	0	0	12 (3.9)	2 (0.6)	0	0
<b>Infections and infestations</b>								
Cystitis	1 (0.3)	0	0	0	4 (1.3)	0	0	0
Pneumonia	0	0	0	0	4 (1.3)	2 (0.6)	0	0
Urinary tract infection	16 (5.2)	5 (1.6)	0	0	12 (3.9)	6 (1.9)	0	0

Adverse Reaction	Keytruda 200 mg every 3 weeks plus Chemotherapy* with or without bevacizumab n=307				Placebo plus Chemotherapy* with or without bevacizumab n=309			
	Any Grade n (%)	Grade 3 n (%)	Grade 4 n (%)	Grade 5 n (%)	Any Grade n (%)	Grade 3 n (%)	Grade 4 n (%)	Grade 5 n (%)
<b>Injury, poisoning and procedural complications</b>								
Infusion related reaction	16 (5.2)	1 (0.3)	1 (0.3)	0	13 (4.2)	2 (0.6)	0	0
<b>Investigations</b>								
Alanine aminotransferase increased	31 (10.1)	9 (2.9)	1 (0.3)	0	23 (7.4)	5 (1.6)	0	0
Aspartate aminotransferase increased	22 (7.2)	6 (2.0)	2 (0.7)	0	16 (5.2)	1 (0.3)	0	0
Blood alkaline phosphatase increased	14 (4.6)	1 (0.3)	0	0	9 (2.9)	2 (0.6)	0	0
Blood bilirubin increased	3 (1.0)	1 (0.3)	1 (0.3)	0	4 (1.3)	0	0	0
Blood creatinine increased	16 (5.2)	0	0	0	13 (4.2)	0	0	0
Blood thyroid stimulating hormone increased	8 (2.6)	0	0	0	3 (1.0)	0	0	0
Gamma-glutamyltransferase increased	8 (2.6)	2 (0.7)	1 (0.3)	0	10 (3.2)	7 (2.3)	0	0
Haemoglobin decreased	1 (0.3)	1 (0.3)	0	0	5 (1.6)	4 (1.3)	1 (0.3)	0
Lymphocyte count decreased	4 (1.3)	2 (0.7)	0	0	5 (1.6)	2 (0.6)	0	0
Neutrophil count decreased	56 (18.2)	23 (7.5)	17 (5.5)	0	47 (15.2)	17 (5.5)	9 (2.9)	0
Platelet count decreased	49 (16.0)	17 (5.5)	4 (1.3)	0	40 (12.9)	11 (3.6)	3 (1.0)	0
Reticulocyte count increased	4 (1.3)	0	0	0	1 (0.3)	0	0	0
Weight decreased	17 (5.5)	6 (2.0)	0	0	15 (4.9)	2 (0.6)	0	0

Adverse Reaction	Keytruda 200 mg every 3 weeks plus Chemotherapy* with or without bevacizumab n=307				Placebo plus Chemotherapy* with or without bevacizumab n=309			
	Any Grade n (%)	Grade 3 n (%)	Grade 4 n (%)	Grade 5 n (%)	Any Grade n (%)	Grade 3 n (%)	Grade 4 n (%)	Grade 5 n (%)
White blood cell count decreased	37 (12.1)	17 (5.5)	4 (1.3)	0	21 (6.8)	11 (3.6)	1 (0.3)	0
<b>Metabolism and nutrition disorders</b>								
Decreased appetite	45 (14.7)	4 (1.3)	0	0	33 (10.7)	1 (0.3)	0	0
Dehydration	3 (1.0)	1 (0.3)	0	0	5 (1.6)	1 (0.3)	0	0
Hyperglycemia	5 (1.6)	0	0	0	2 (0.6)	0	0	0
Hypoalbuminemia	5 (1.6)	0	0	0	0	0	0	0
Hypokalemia	13 (4.2)	2 (0.7)	1 (0.3)	0	7 (2.3)	3 (1.0)	0	0
Hypomagnesemia	15 (4.9)	1 (0.3)	1 (0.3)	0	9 (2.9)	0	0	0
Hyponatremia	7 (2.3)	3 (1.0)	0	0	5 (1.6)	0	0	0
<b>Musculoskeletal and connective tissue disorders</b>								
Arthralgia	53 (17.3)	1 (0.3)	0	0	57 (18.4)	3 (1.0)	0	0
Back pain	7 (2.3)	1 (0.3)	0	0	6 (1.9)	1 (0.3)	0	0
Bone pain	11 (3.6)	0	0	0	10 (3.2)	2 (0.6)	0	0
Muscle spasms	2 (0.7)	0	0	0	4 (1.3)	0	0	0
Muscular weakness	5 (1.6)	1 (0.3)	0	0	3 (1.0)	1 (0.3)	0	0
Musculoskeletal pain	2 (0.7)	0	0	0	6 (1.9)	0	0	0
Myalgia	53 (17.3)	2 (0.7)	0	0	53 (17.2)	3 (1.0)	0	0
Pain in extremity	17 (5.5)	1 (0.3)	0	0	11 (3.6)	0	0	0
<b>Nervous system disorders</b>								
Dizziness	8 (2.6)	0	0	0	5 (1.6)	0	0	0
Dysgeusia	12 (3.9)	0	0	0	19 (6.1)	0	0	0
Headache	15 (4.9)	1 (0.3)	0	0	19 (6.1)	0	0	0
Hypoesthesia	8 (2.6)	1 (0.3)	0	0	2 (0.6)	0	0	0
Neuralgia	4 (1.3)	0	0	0	1 (0.3)	1 (0.3)	0	0
Neuropathy peripheral	75 (24.4)	8 (2.6)	0	0	76 (24.6)	9 (2.9)	0	0
Paresthesia	26 (8.5)	0	0	0	24 (7.8)	2 (0.6)	0	0
Peripheral motor	12 (3.9)	2 (0.7)	0	0	5 (1.6)	0	0	0

Adverse Reaction	Keytruda 200 mg every 3 weeks plus Chemotherapy* with or without bevacizumab n=307				Placebo plus Chemotherapy* with or without bevacizumab n=309			
	Any Grade n (%)	Grade 3 n (%)	Grade 4 n (%)	Grade 5 n (%)	Any Grade n (%)	Grade 3 n (%)	Grade 4 n (%)	Grade 5 n (%)
neuropathy								
Peripheral sensory neuropathy	69 (22.5)	3 (1.0)	0	0	78 (25.2)	5 (1.6)	1 (0.3)	0
Polyneuropathy	2 (0.7)	0	0	0	4 (1.3)	0	0	0
Syncope	4 (1.3)	2 (0.7)	0	0	1 (0.3)	1 (0.3)	0	0
Taste disorder	5 (1.6)	0	0	0	0	0	0	0
<b>Renal and urinary disorders</b>								
Acute kidney injury	10 (3.3)	5 (1.6)	0	0	2 (0.6)	0	0	0
Hematuria	4 (1.3)	1 (0.3)	0	0	5 (1.6)	2 (0.6)	0	0
Proteinuria	38 (12.4)	6 (2.0)	0	0	22 (7.1)	2 (0.6)	1 (0.3)	0
<b>Reproductive system and breast disorders</b>								
Female genital tract fistula	8 (2.6)	6 (2.0)	0	0	7 (2.3)	6 (1.9)	0	1 (0.3)
Pelvic pain	0	0	0	0	5 (1.6)	0	0	0
Vaginal haemorrhage	4 (1.3)	0	2 (0.7)	0	10 (3.2)	1 (0.3)	1 (0.3)	0
<b>Respiratory, thoracic and mediastinal disorders</b>								
Cough	8 (2.6)	0	0	0	5 (1.6)	0	0	0
Dysphonia	13 (4.2)	0	0	0	4 (1.3)	0	0	0
Dyspnea	11 (3.6)	0	0	0	9 (2.9)	0	0	0
Dyspnea exertional	2 (0.7)	0	0	0	4 (1.3)	0	0	0
Epistaxis	26 (8.5)	1 (0.3)	0	0	36 (11.7)	1 (0.3)	0	0
Rhinorrhea	1 (0.3)	0	0	0	6 (1.9)	0	0	0
<b>Skin and subcutaneous tissue disorders</b>								
Alopecia	171 (55.7)	0	0	0	172 (55.7)	0	0	0
Dry skin	11 (3.6)	0	0	0	4 (1.3)	0	0	0
Erythema	4 (1.3)	0	0	0	5 (1.6)	0	0	0
Palmar-plantar erythrodysesthesia syndrome	4 (1.3)	0	0	0	1 (0.3)	0	0	0
Pruritus	29 (9.4)	2 (0.7)	0	0	17 (5.5)	0	0	0

Adverse Reaction	Keytruda 200 mg every 3 weeks plus Chemotherapy* with or without bevacizumab n=307				Placebo plus Chemotherapy* with or without bevacizumab n=309			
	Any Grade n (%)	Grade 3 n (%)	Grade 4 n (%)	Grade 5 n (%)	Any Grade n (%)	Grade 3 n (%)	Grade 4 n (%)	Grade 5 n (%)
Rash	33 (10.7)	3 (1.0)	0	0	27 (8.7)	1 (0.3)	0	0
Rash maculo-papular	17 (5.5)	6 (2.0)	0	0	8 (2.6)	0	0	0
<b>Vascular disorders</b>								
Deep vein thrombosis	4 (1.3)	1 (0.3)	0	0	0	0	0	0
Hot flush	9 (2.9)	0	0	0	6 (1.9)	0	0	0
Hypertension	54 (17.6)	20 (6.5)	0	0	55 (17.8)	23 (7.4)	0	0
Phlebitis	2 (0.7)	0	0	0	4 (1.3)	1 (0.3)	0	0
* Chemotherapy (paclitaxel and cisplatin or paclitaxel and carboplatin)								

### Biliary Tract Carcinoma

Table 34 summarizes the treatment-related adverse events that occurred in at least 1% of patients with biliary tract carcinoma treated with Keytruda in combination with gemcitabine and cisplatin chemotherapy in KEYNOTE-966 (See [14 CLINICAL TRIALS](#)). The median duration of exposure was 6.37 months (range: 1 day to 36.4 months) in the Keytruda combination arm and 5.54 months (range: 1 day to 30.6 months) in the chemotherapy arm.

The most common treatment-related adverse events (reported in at least 20% of patients) were neutrophil count decreased, anemia, platelet count decreased, nausea, fatigue, and white blood cell count decreased. The most common Grade 3-5 treatment-related adverse events for patients treated with Keytruda in KEYNOTE-966 (reported in at least 5% of patients) were neutrophil count decreased (46.7%), anemia (23.3%), platelet count decreased (16.1%) and white blood cell count decreased (11.5%).

Keytruda was discontinued for treatment-related adverse events in 8.9% of patients. The most common treatment-related adverse events resulting in discontinuation of Keytruda (occurring in at least 2 patients) were pneumonitis (n=7, 1.3%), platelet count decreased (n=5, 0.9%), immune-mediated hepatitis (n=3, 0.6%), autoimmune hepatitis (n=2, 0.4%), enterocolitis (n=2, 0.4%), and pulmonary embolism (n=2, 0.4%).

There were 8 participants (1.5%) with drug-related AEs resulting in death in the pembrolizumab plus chemotherapy arm, as assessed by the investigator. Of the 8 deaths, 5 were considered related to chemotherapy: cholangitis (n=1), lower respiratory tract infection (n=1), myocardial infarction (n=1), pneumonia viral (n=1), septic shock (n=1); 2 were considered related to pembrolizumab: abdominal abscess (n=1) and malignant neoplasm progression (n=1), and 1 was related to both chemotherapy (gemcitabine) and pembrolizumab (pneumonitis).

Serious treatment-related adverse events occurred in 22.9% of patients receiving Keytruda in combination with chemotherapy. Serious treatment-related adverse events occurring in  $\geq 1\%$  of patients were platelet count decreased (3%), neutrophil count decreased (2.1%), pyrexia (1.7%), anemia (1.3%), febrile neutropenia (1.3%), and pneumonitis (1.3%).

**Table 34: Treatment-Related Adverse Events (Incidence  $\geq 1\%$ ) in Patients Treated with Keytruda in Combination with Chemotherapy, APaT Population in KEYNOTE-966.**

Adverse reaction	Keytruda 200 mg every 3 weeks plus Chemotherapy n=529				Placebo plus Chemotherapy n=534			
	All Grades	Grade 3	Grade 4	Grade 5	All Grades	Grade 3	Grade 4	Grade 5
	n (%)	n (%)	n (%)	n (%)	n (%)	n (%)	n (%)	n (%)
<b>Blood and lymphatic system disorders</b>								
Anemia	278 (52.6)	122 (23.1)	1 (0.2)	0 (0.0)	269 (50.4)	127 (23.8)	4 (0.7)	0 (0.0)
Febrile neutropenia	9 (1.7)	7 (1.3)	2 (0.4)	0 (0.0)	9 (1.7)	8 (1.5)	1 (0.2)	0 (0.0)
Leukopenia	25 (4.7)	9 (1.7)	2 (0.4)	0 (0.0)	12 (2.2)	5 (0.9)	1 (0.2)	0 (0.0)
Lymphopenia	9 (1.7)	2 (0.4)	1 (0.2)	0 (0.0)	5 (0.9)	3 (0.6)	1 (0.2)	0 (0.0)
<b>Ear and labyrinth disorders</b>								
Tinnitus	16 (3.0)	0 (0.0)	0 (0.0)	0 (0.0)	14 (2.6)	0 (0.0)	0 (0.0)	0 (0.0)
<b>Endocrine disorders</b>								
Hyperthyroidism	14 (2.6)	1 (0.2)	0 (0.0)	0 (0.0)	10 (1.9)	0 (0.0)	0 (0.0)	0 (0.0)
Hypothyroidism	41 (7.8)	1 (0.2)	0 (0.0)	0 (0.0)	11 (2.1)	0 (0.0)	0 (0.0)	0 (0.0)
<b>Gastrointestinal disorders</b>								
Abdominal distension	14 (2.6)	0 (0.0)	0 (0.0)	0 (0.0)	13 (2.4)	0 (0.0)	0 (0.0)	0 (0.0)
Abdominal pain	14 (2.6)	0 (0.0)	0 (0.0)	0 (0.0)	23 (4.3)	2 (0.4)	0 (0.0)	0 (0.0)
Abdominal pain upper	11 (2.1)	0 (0.0)	0 (0.0)	0 (0.0)	10 (1.9)	0 (0.0)	0 (0.0)	0 (0.0)
Constipation	85 (16.1)	1 (0.2)	0 (0.0)	0 (0.0)	74 (13.9)	1 (0.2)	0 (0.0)	0 (0.0)
Diarrhea	53 (10.0)	5 (0.9)	0 (0.0)	0 (0.0)	55 (10.3)	3 (0.6)	0 (0.0)	0 (0.0)
Dry mouth	7 (1.3)	0 (0.0)	0 (0.0)	0 (0.0)	5 (0.9)	0 (0.0)	0 (0.0)	0 (0.0)
Dyspepsia	12 (2.3)	0 (0.0)	0 (0.0)	0 (0.0)	24 (4.5)	0 (0.0)	0 (0.0)	0 (0.0)
Gastritis	6 (1.1)	0 (0.0)	0 (0.0)	0 (0.0)	5 (0.9)	1 (0.2)	0 (0.0)	0 (0.0)
Gastroesophageal reflux disease	6 (1.1)	0 (0.0)	0 (0.0)	0 (0.0)	7 (1.3)	0 (0.0)	0 (0.0)	0 (0.0)
Nausea	195 (36.9)	7 (1.3)	0 (0.0)	0 (0.0)	219 (41.0)	9 (1.7)	0 (0.0)	0 (0.0)
Stomatitis	19 (3.6)	3 (0.6)	0 (0.0)	0 (0.0)	27 (5.1)	2 (0.4)	0 (0.0)	0 (0.0)
Vomiting	86 (16.3)	7 (1.3)	0 (0.0)	0 (0.0)	101 (18.9)	4 (0.7)	0 (0.0)	0 (0.0)
<b>General disorders and administration site conditions</b>								

Adverse reaction	Keytruda 200 mg every 3 weeks plus Chemotherapy n=529				Placebo plus Chemotherapy n=534			
	All Grades	Grade 3	Grade 4	Grade 5	All Grades	Grade 3	Grade 4	Grade 5
	n (%)	n (%)	n (%)	n (%)	n (%)	n (%)	n (%)	n (%)
Asthenia	51 (9.6)	7 (1.3)	0 (0.0)	0 (0.0)	81 (15.2)	15 (2.8)	0 (0.0)	0 (0.0)
Fatigue	154 (29.1)	20 (3.8)	1 (0.2)	0 (0.0)	147 (27.5)	18 (3.4)	0 (0.0)	0 (0.0)
Malaise	30 (5.7)	1 (0.2)	0 (0.0)	0 (0.0)	27 (5.1)	0 (0.0)	0 (0.0)	0 (0.0)
Mucosal inflammation	24 (4.5)	2 (0.4)	0 (0.0)	0 (0.0)	23 (4.3)	1 (0.2)	0 (0.0)	0 (0.0)
Edema peripheral	31 (5.9)	0 (0.0)	0 (0.0)	0 (0.0)	32 (6.0)	4 (0.7)	0 (0.0)	0 (0.0)
Pyrexia	55 (10.4)	2 (0.4)	0 (0.0)	0 (0.0)	35 (6.6)	0 (0.0)	0 (0.0)	0 (0.0)
<b>Infections and infestations</b>								
Urinary tract infection	6 (1.1)	1 (0.2)	0 (0.0)	0 (0.0)	4 (0.7)	1 (0.2)	0 (0.0)	0 (0.0)
<b>Investigations</b>								
Alanine aminotransferase increased	56 (10.6)	6 (1.1)	0 (0.0)	0 (0.0)	71 (13.3)	3 (0.6)	0 (0.0)	0 (0.0)
Aspartate aminotransferase increased	45 (8.5)	4 (0.8)	0 (0.0)	0 (0.0)	60 (11.2)	8 (1.5)	1 (0.2)	0 (0.0)
Blood alkaline phosphatase increased	17 (3.2)	3 (0.6)	0 (0.0)	0 (0.0)	24 (4.5)	6 (1.1)	0 (0.0)	0 (0.0)
Blood bilirubin increased	22 (4.2)	6 (1.1)	1 (0.2)	0 (0.0)	18 (3.4)	2 (0.4)	1 (0.2)	0 (0.0)
Blood creatinine increased	39 (7.4)	1 (0.2)	0 (0.0)	0 (0.0)	39 (7.3)	0 (0.0)	0 (0.0)	0 (0.0)
Gamma-glutamyltransferase increased	14 (2.6)	2 (0.4)	2 (0.4)	0 (0.0)	17 (3.2)	6 (1.1)	2 (0.4)	0 (0.0)
Lymphocyte count decreased	20 (3.8)	5 (0.9)	1 (0.2)	0 (0.0)	27 (5.1)	9 (1.7)	1 (0.2)	0 (0.0)
Neutrophil count decreased	321 (60.7)	158 (29.9)	89 (16.8)	0 (0.0)	320 (59.9)	167 (31.3)	79 (14.8)	0 (0.0)
Platelet count decreased	199 (37.6)	55 (10.4)	30 (5.7)	0 (0.0)	197 (36.9)	66 (12.4)	33 (6.2)	0 (0.0)
Transaminases increased	6 (1.1)	3 (0.6)	0 (0.0)	0 (0.0)	2 (0.4)	1 (0.2)	0 (0.0)	0 (0.0)
Weight decreased	16 (3.0)	1 (0.2)	0 (0.0)	0 (0.0)	24 (4.5)	2 (0.4)	0 (0.0)	0 (0.0)
White blood cell count decreased	139 (26.3)	57 (10.8)	4 (0.8)	0 (0.0)	124 (23.2)	43 (8.1)	3 (0.6)	0 (0.0)
<b>Metabolism and nutrition disorders</b>								
Decreased appetite	103 (19.5)	6 (1.1)	1 (0.2)	0 (0.0)	104	6 (1.1)	0 (0.0)	0 (0.0)

Adverse reaction	Keytruda 200 mg every 3 weeks plus Chemotherapy n=529				Placebo plus Chemotherapy n=534			
	All Grades	Grade 3	Grade 4	Grade 5	All Grades	Grade 3	Grade 4	Grade 5
	n (%)	n (%)	n (%)	n (%)	n (%)	n (%)	n (%)	n (%)
					(19.5)			
Hyperglycemia	12 (2.3)	0 (0.0)	0 (0.0)	0 (0.0)	10 (1.9)	2 (0.4)	0 (0.0)	0 (0.0)
Hyperkalemia	12 (2.3)	2 (0.4)	0 (0.0)	0 (0.0)	4 (0.7)	1 (0.2)	0 (0.0)	0 (0.0)
Hyperuricemia	7 (1.3)	0 (0.0)	0 (0.0)	0 (0.0)	5 (0.9)	0 (0.0)	0 (0.0)	0 (0.0)
Hypoalbuminemia	8 (1.5)	1 (0.2)	0 (0.0)	0 (0.0)	11 (2.1)	3 (0.6)	0 (0.0)	0 (0.0)
Hypokalemia	19 (3.6)	4 (0.8)	0 (0.0)	0 (0.0)	17 (3.2)	2 (0.4)	0 (0.0)	0 (0.0)
Hypomagnesemia	49 (9.3)	4 (0.8)	0 (0.0)	0 (0.0)	61 (11.4)	5 (0.9)	0 (0.0)	0 (0.0)
Hyponatremia	20 (3.8)	2 (0.4)	0 (0.0)	0 (0.0)	20 (3.7)	4 (0.7)	1 (0.2)	0 (0.0)
<b>Musculoskeletal and connective tissue disorders</b>								
Arthralgia	9 (1.7)	0 (0.0)	0 (0.0)	0 (0.0)	11 (2.1)	0 (0.0)	0 (0.0)	0 (0.0)
Muscular weakness	7 (1.3)	1 (0.2)	0 (0.0)	0 (0.0)	4 (0.7)	0 (0.0)	0 (0.0)	0 (0.0)
Myalgia	15 (2.8)	1 (0.2)	0 (0.0)	0 (0.0)	12 (2.2)	1 (0.2)	0 (0.0)	0 (0.0)
Pain in extremity	9 (1.7)	0 (0.0)	0 (0.0)	0 (0.0)	3 (0.6)	0 (0.0)	0 (0.0)	0 (0.0)
<b>Nervous system disorders</b>								
Dizziness	14 (2.6)	0 (0.0)	0 (0.0)	0 (0.0)	20 (3.7)	2 (0.4)	0 (0.0)	0 (0.0)
Dysgeusia	29 (5.5)	0 (0.0)	0 (0.0)	0 (0.0)	27 (5.1)	1 (0.2)	0 (0.0)	0 (0.0)
Headache	21 (4.0)	1 (0.2)	0 (0.0)	0 (0.0)	16 (3.0)	0 (0.0)	0 (0.0)	0 (0.0)
Neuropathy peripheral	16 (3.0)	0 (0.0)	0 (0.0)	0 (0.0)	23 (4.3)	0 (0.0)	0 (0.0)	0 (0.0)
Paresthesia	15 (2.8)	1 (0.2)	0 (0.0)	0 (0.0)	14 (2.6)	0 (0.0)	0 (0.0)	0 (0.0)
Peripheral sensory neuropathy	24 (4.5)	2 (0.4)	0 (0.0)	0 (0.0)	21 (3.9)	0 (0.0)	0 (0.0)	0 (0.0)
Polyneuropathy	8 (1.5)	0 (0.0)	0 (0.0)	0 (0.0)	6 (1.1)	0 (0.0)	0 (0.0)	0 (0.0)
Taste disorder	6 (1.1)	0 (0.0)	0 (0.0)	0 (0.0)	4 (0.7)	0 (0.0)	0 (0.0)	0 (0.0)
<b>Psychiatric disorders</b>								
Insomnia	8 (1.5)	1 (0.2)	0 (0.0)	0 (0.0)	9 (1.7)	0 (0.0)	0 (0.0)	0 (0.0)
<b>Renal and urinary disorders</b>								
Acute kidney injury	9 (1.7)	1 (0.2)	0 (0.0)	0 (0.0)	9 (1.7)	3 (0.6)	2 (0.4)	0 (0.0)
Renal impairment	17 (3.2)	0 (0.0)	0 (0.0)	0 (0.0)	8 (1.5)	2 (0.4)	0 (0.0)	0 (0.0)
<b>Respiratory, thoracic and mediastinal disorders</b>								
Dyspnea	14 (2.6)	1 (0.2)	0 (0.0)	0 (0.0)	15 (2.8)	2 (0.4)	0 (0.0)	0 (0.0)
Epistaxis	11 (2.1)	0 (0.0)	0 (0.0)	0 (0.0)	8 (1.5)	0 (0.0)	0 (0.0)	0 (0.0)
Hiccups	8 (1.5)	1 (0.2)	0 (0.0)	0 (0.0)	8 (1.5)	0 (0.0)	0 (0.0)	0 (0.0)
Pneumonitis	22 (4.2)	4 (0.8)	0 (0.0)	1 (0.2)	7 (1.3)	0 (0.0)	0 (0.0)	0 (0.0)
Pulmonary embolism	6 (1.1)	5 (0.9)	1 (0.2)	0 (0.0)	0 (0.0)	0 (0.0)	0 (0.0)	0 (0.0)
<b>Skin and subcutaneous tissue disorders</b>								
Alopecia	53 (10.0)	0 (0.0)	0 (0.0)	0 (0.0)	65 (12.2)	0 (0.0)	0 (0.0)	0 (0.0)
Dry skin	11 (2.1)	0 (0.0)	0 (0.0)	0 (0.0)	12 (2.2)	0 (0.0)	0 (0.0)	0 (0.0)

Adverse reaction	Keytruda 200 mg every 3 weeks plus Chemotherapy n=529				Placebo plus Chemotherapy n=534			
	All Grades	Grade 3	Grade 4	Grade 5	All Grades	Grade 3	Grade 4	Grade 5
	n (%)	n (%)	n (%)	n (%)	n (%)	n (%)	n (%)	n (%)
Pruritus	52 (9.8)	0 (0.0)	0 (0.0)	0 (0.0)	31 (5.8)	0 (0.0)	0 (0.0)	0 (0.0)
Rash	73 (13.8)	3 (0.6)	0 (0.0)	0 (0.0)	37 (6.9)	2 (0.4)	0 (0.0)	0 (0.0)
Rash maculo-papular	11 (2.1)	2 (0.4)	0 (0.0)	0 (0.0)	9 (1.7)	0 (0.0)	0 (0.0)	0 (0.0)
Skin hyperpigmentation	8 (1.5)	0 (0.0)	0 (0.0)	0 (0.0)	3 (0.6)	0 (0.0)	0 (0.0)	0 (0.0)
Urticaria	6 (1.1)	1 (0.2)	0 (0.0)	0 (0.0)	1 (0.2)	1 (0.2)	0 (0.0)	0 (0.0)

### 8.2.1 Clinical Trial Adverse Reactions – Pediatrics

In a Phase I/II study (KEYNOTE-051), 173 pediatric patients (65 children ages 6 months to less than 12 years and 108 adolescents ages 12 years to 17 years) with advanced melanoma, lymphoma, or PD-L1 positive advanced, relapsed, or refractory solid tumors were administered Keytruda 2 mg/kg every 3 weeks. Patients received Keytruda for a median of 4 doses (range 1-52 doses), with 147 patients (85%) receiving Keytruda for 2 doses or more. The concentrations of pembrolizumab in pediatric patients were similar to those observed in adult patients at the same dose regimen of 2 mg/kg every 3 weeks.

The most common adverse reactions (reported in at least 10% of pediatric patients) were: pyrexia; vomiting; headache; abdominal pain; anemia; cough; constipation; nausea; diarrhea; fatigue; arthralgia; aspartate aminotransferase increased; decreased appetite; lymphocyte count decreased; pain in extremity; alanine aminotransferase increased; pruritus; asthenia; back pain; white blood cell count decreased. Adverse reactions that occurred more frequently among pediatric patients (>10% increased) in comparison to a reference dataset of 2799 adult patients were: pyrexia (33%); vomiting (29%); headache (25%); abdominal pain (23%); lymphocyte count decreased (13%) and white blood cell count decreased (11%). Laboratory abnormalities that occurred at a ≥10% higher rate in pediatric patients when compared to adults were leukopenia (31%), neutropenia (28%), and thrombocytopenia (22%).

### 8.3 Less Common Clinical Trial Adverse Reactions

#### Melanoma

Treatment-related adverse events reported in <1% patients with melanoma treated with Keytruda 10 mg/kg every 2 or 3 weeks (n=555) in KEYNOTE-006 by system organ class (SOC) are shown below:

**Endocrine disorders:** adrenal insufficiency, hypophysitis, hypopituitarism

**Eye disorders:** uveitis

**Gastrointestinal disorders:** pancreatitis

**Hepatobiliary disorders:** hepatitis

**Metabolism and nutrition disorders:** Type 1 diabetes mellitus

**Musculoskeletal and connective tissue disorders:** myositis

**Nervous system disorders:** Guillain-Barré syndrome  
**Respiratory, thoracic and mediastinal disorders:** pneumonitis

Treatment-related adverse events reported in <1% patients with melanoma treated with Keytruda 2 mg/kg or 10 mg/kg every 3 weeks (n=357) in KEYNOTE-002 by SOC are shown below:

**Blood and lymphatic system disorders:** hemolytic anemia  
**Endocrine disorders:** hypophysitis, hypopituitarism  
**Eye disorders:** uveitis  
**Gastrointestinal disorders:** pancreatitis  
**Hepatobiliary disorders:** hepatitis  
**Musculoskeletal and connective tissue disorders:** arthritis

Overall, the safety profile was similar across all doses and between patients previously treated with ipilimumab and patients naïve to treatment with ipilimumab.

### **Adjuvant Melanoma**

Treatment-related adverse events reported in <1% of patients with complete resection of Stage IIB or IIC melanoma treated with Keytruda (n=483) in KEYNOTE-716 by SOC are shown below:

**Eye disorders:** uveitis  
**Gastrointestinal disorders:** pancreatitis  
**Immune system disorders:** sarcoidosis  
**Injury, poisoning and procedural complications:** infusion related reaction  
**Metabolism and nutrition disorders:** type 1 diabetes mellitus  
**Musculoskeletal and connective tissue disorder:** myositis  
**Nervous system disorders:** myasthenic syndrome, myelitis  
**Renal and urinary disorders:** nephritis

Treatment-related adverse events reported in <1% of patients with complete resection of Stage IIIA (>1 mm metastasis), IIB and IIC melanoma treated with Keytruda (n=509) in KEYNOTE-054 by SOC are shown below:

**Cardiac disorders:** myocarditis  
**Endocrine disorders:** adrenal insufficiency  
**Eye disorders:** uveitis  
**Gastrointestinal disorders:** pancreatitis  
**Hepatobiliary disorders:** hepatitis  
**Injury, poisoning and procedural complications:** infusion related reaction  
**Metabolism and nutrition disorders:** diabetic ketoacidosis  
**Musculoskeletal and connective tissue disorders:** myositis

### **NSCLC**

Treatment-related adverse events reported in <1% patients with NSCLC treated with Keytruda 200 mg every 3 weeks (n=154) in KEYNOTE-024 by SOC are shown below:

**Endocrine disorders:** hypophysitis  
**Gastrointestinal disorders:** pancreatitis  
**Metabolism and nutrition disorders:** diabetic ketoacidosis  
**Musculoskeletal and connective tissue disorders:** myositis

Treatment-related adverse events reported in <1% patients with NSCLC treated with Keytruda 200 mg every 3 weeks (n=636) in KEYNOTE-042 by SOC are shown below:

**Cardiac disorders:** myocarditis

**Endocrine disorders:** adrenal insufficiency, hypophysitis, hypopituitarism, thyroiditis

**Gastrointestinal disorders:** colitis, pancreatitis

**Hepatobiliary disorders:** hepatitis

**Injury, poisoning and procedural complications:** infusion related reaction, including hypersensitivity

**Musculoskeletal and connective tissue disorders:** arthritis

**Renal and urinary disorders:** nephritis

Treatment-related adverse events attributable to Keytruda and reported in <1% patients with non-squamous NSCLC treated with Keytruda in combination with pemetrexed and platinum chemotherapy (n=405) in KEYNOTE-189 by SOC are shown below:

**Endocrine disorders:** adrenal insufficiency, hypophysitis, hypopituitarism, thyroiditis

**Gastrointestinal disorders:** pancreatitis

**Hepatobiliary disorders:** hepatitis

**Injury, poisoning and procedural complications:** infusion related reaction

**Metabolism and nutrition disorders:** Type 1 diabetes mellitus

**Musculoskeletal and connective tissue disorders:** arthritis

**Renal and urinary disorders:** nephritis

Treatment-related adverse events attributable to Keytruda and reported in <1% patients with squamous NSCLC treated with Keytruda in combination with carboplatin and either paclitaxel or nab-paclitaxel (n=278) in KEYNOTE-407 by SOC are shown below:

**Endocrine disorders:** hypophysitis, hypopituitarism

**Renal and urinary disorders:** nephritis

Treatment-related adverse events reported in <1% patients with NSCLC treated with pembrolizumab 2 mg/kg or 10 mg/kg every 3 weeks (n=682) in KEYNOTE-010 by SOC are shown below:

**Endocrine disorders:** hypopituitarism, adrenal insufficiency

**Gastrointestinal disorders:** colitis, pancreatitis

**Injury, poisoning and procedural complications:** infusion related reaction

**Metabolism and nutrition disorders:** diabetic ketoacidosis, Type 1 diabetes mellitus

**Musculoskeletal and connective tissue disorders:** arthritis

**Skin and subcutaneous tissue disorders:** pemphigoid

### **Adjuvant NSCLC**

Treatment-related adverse events reported in <1% of patients with resected NSCLC treated with Keytruda 200 mg every 3 weeks (n=580) in KEYNOTE-091 by SOC are shown below:

**Cardiac disorders:** myocarditis

**Endocrine disorders:** hypopituitarism; thyroiditis

**Gastrointestinal disorders:** pancreatitis

**Hepatobiliary disorders:** immune-mediated hepatitis

**Immune system disorders:** hypersensitivity; sarcoidosis

**Injury, poisoning and procedural complications:** infusion related reaction

**Metabolism and nutrition disorders:** type 1 diabetes mellitus

**Renal and urinary disorders:** nephritis

**Skin and subcutaneous tissue disorders:** Stevens-Johnson syndrome

### **Hodgkin Lymphoma**

Treatment related adverse events reported in <1% patients with HL treated with Keytruda 200 mg every 3 weeks (n=148) in KEYNOTE-204 by SOC are shown below:

**Endocrine disorders:** adrenal insufficiency

**Eye disorders:** uveitis

**Gastrointestinal disorder:** pancreatitis

**Immune system disorder:** drug hypersensitivity

**Nervous system disorder:** encephalitis autoimmune

**Metabolism and nutrition disorder:** hyperglycemia

**Musculoskeletal and connective tissue disorders:** rhabdomyolysis

**Renal and urinary disorders:** nephritis, renal impairment

### **Urothelial Carcinoma**

Treatment-related adverse events reported in <1% patients with urothelial carcinoma treated with Keytruda 200 mg every 3 weeks (n=266) in KEYNOTE-045 by SOC are shown below:

**Injury, poisoning and procedural complications:** infusion related reaction

**Musculoskeletal and connective tissue disorders:** arthritis

**Renal and urinary disorders:** nephritis, acute renal injury

**Blood and lymphatic system disorders:** thrombocytopenia, eosinophilia

**Endocrine disorders:** adrenal insufficiency, thyroiditis

Treatment-related adverse events reported in <1% patients with urothelial carcinoma treated with Keytruda 200 mg every 3 weeks (n=370) in KEYNOTE-052 by SOC are shown below:

**Endocrine disorder:** adrenal insufficiency, hypophysitis, thyroiditis

**Hepatobiliary disorder:** hepatitis

**Metabolism and nutrition disorders:** type 1 diabetes mellitus, diabetic ketoacidosis

**Musculoskeletal and connective tissue disorder:** myositis

Treatment-related adverse events reported in <1% patients with high-risk NMIBC treated with Keytruda 200 mg every 3 weeks (n=148) in KEYNOTE-057 by SOC are shown below:

**Endocrine disorder:** adrenal insufficiency, hypophysitis

**Eye disorders:** uveitis

**Hepatobiliary disorder:** hepatitis

**Infections and Infestations:** septic shock

**Injury, poisoning and procedural complications:** infusion related reaction

**Metabolism and nutrition disorders:** type 1 diabetes mellitus

**Renal and urinary disorders:** nephritis

### **Colorectal Cancer**

Treatment-related adverse events reported in <1% patients with MSI-H or dMMR colorectal carcinoma treated with Keytruda 200 mg every 3 weeks (n=153) in KEYNOTE-177 by SOC are shown below:

**Endocrine disorders:** thyroiditis, autoimmune thyroiditis

**Musculoskeletal and connective tissue disorders:** myositis

**Renal and urinary disorders:** nephritis

### **Microsatellite Instability-High Cancer (MSI-H)**

Treatment-related adverse events reported in <1% patients with MSI-H cancer treated with Keytruda 200 mg every 3 weeks (n=497) in KEYNOTE-158 and KEYNOTE-164 by SOC are shown below:

**Cardiac disorders:** myocarditis

**Endocrine disorders:** adrenal insufficiency

**Eye disorders:** uveitis

**Gastrointestinal disorders:** pancreatitis

**Hepatobiliary disorders:** hepatitis

**Immune system disorders:** sarcoidosis

**Metabolism and nutrition disorders:** type 1 diabetes mellitus, diabetic ketoacidosis

**Musculoskeletal and connective tissue disorders:** myositis

**Nervous system disorders:** Guillain-Barré syndrome

**Renal and urinary disorders:** nephritis

**Vascular disorders:** vasculitis

#### **Endometrial Carcinoma (Not MSI-H or not dMMR)**

Serious adverse events reported in <3% patients with endometrial cancer treated with Keytruda in combination with lenvatinib (n=94) in KEYNOTE-146 by SOC are shown below:

**Cardiac disorders:** angina pectoris, cardiac failure

**Endocrine disorders:** hypothyroidism

**Eye disorders:** retinal vein occlusion

**Gastrointestinal disorders:** pancreatitis, small intestinal obstruction, diarrhea, gastrointestinal perforation, pneumoperitoneum, vomiting

**General disorders and administration site conditions:** decreased appetite

**Hepatobiliary disorders:** autoimmune hepatitis, blood bilirubin increased, cholecystitis acute

**Infections and infestations:** urinary tract infection, appendicitis, Escherichia sepsis, influenza, pelvic abscess, pneumonia, respiratory tract infection

**Investigations:** amylase increased, lipase increased

**Metabolism and nutrition disorders:** failure to thrive, dehydration, hyperkalemia, hypocalcemia, hypomagnesemia, hyponatremia

**Musculoskeletal and connective tissue disorders:** muscular weakness, flank pain

**Nervous system disorders:** encephalopathy, seizure, syncope, transient ischemic attack, cerebral ischemia, dysarthria, headache, nervous system disorder, peripheral sensory neuropathy, posterior reversible encephalopathy syndrome

**Renal and urinary disorders:** hydronephrosis, acute kidney injury, autoimmune nephritis

**Reproductive system and breast disorders:** female genital tract fistula

**Respiratory, thoracic and mediastinal disorders:** pleuritic pain, pneumothorax, pulmonary embolism

**Skin and subcutaneous tissue disorders:** rash maculo-papular, skin ulcer, swelling face

**Vascular disorders:** hypotension

Treatment-related adverse events attributable to Keytruda and reported in <1% patients with endometrial carcinoma treated with Keytruda in combination with lenvatinib (n=342) in KEYNOTE-775 by SOC are shown below:

**Cardiac disorders:** myocarditis

**Endocrine disorders:** adrenal insufficiency, hypophysitis

**Eye disorders:** uveitis

**Gastrointestinal disorders:** pancreatitis

**Hepatobiliary disorders:** hepatitis

**Immune system disorders:** hypersensitivity, anaphylactic reaction  
**Metabolism and nutrition disorders:** Type 1 diabetes mellitus, diabetic ketoacidosis,  
**Musculoskeletal and connective tissue disorders:** myositis, arthritis  
**Nervous system disorders:** encephalitis, myasthenia gravis  
**Renal and urinary disorders:** nephritis  
**Skin and subcutaneous tissue disorders:** Steven's Johnson syndrome  
**Vascular disorders:** vasculitis

### **Renal Cell Carcinoma**

Treatment-related adverse events attributable to Keytruda and reported in <1% patients with renal cell carcinoma treated with Keytruda in combination with axitinib (n=429) in KEYNOTE-426 by SOC are shown below:

**Blood and lymphatic system:** lymphopenia  
**Eye disorders:** uveitis  
**Cardiac disorders:** myocarditis  
**Gastrointestinal disorders:** pancreatitis  
**Metabolism and nutrition disorders:** diabetic ketoacidosis, diabetes mellitus  
**Musculoskeletal and connective tissue disorders:** myositis  
**Nervous system disorders:** myasthenic syndrome  
**Injury, poisoning and procedural complications:** infusion related reaction  
**Renal and urinary disorders:** nephritis

Serious adverse events reported in <2% patients with renal cell carcinoma treated with Keytruda in combination with lenvatinib (n=352) in KEYNOTE-581 by SOC are shown below:

**Blood and lymphatic system disorders:** Eosinophilia myalgia syndrome, thrombocytopenia, thrombotic thrombocytopenic purpura  
**Cardiac disorders:** Acute coronary syndrome, cardio-respiratory arrest, myocarditis, arrhythmia, atrial fibrillation, cardiac arrest, cardiac failure acute, cardiac failure congestive, cardiomyopathy, pericardial effusion, stress cardiomyopathy, tachycardia  
**Endocrine disorders:** Hypothyroidism, hypophysitis, hypopituitarism, steroid withdrawal syndrome  
**Eye disorders:** Cataract, retinal vascular occlusion, Vogt-Koyanagi-Harada syndrome  
**Gastrointestinal disorder:** Pancreatitis, abdominal pain, nausea, constipation, colitis, hematemesis, abdominal pain upper, duodenal ulcer perforation, enterocolitis, eosinophilic gastritis, food poisoning, gastric hemorrhage, gastritis, immune-mediated enterocolitis, immune-mediated pancreatitis, inguinal hernia, intestinal obstruction, lower gastrointestinal hemorrhage, odynophagia, pancreatitis acute, retroperitoneal hemorrhage, small intestinal hemorrhage, upper gastrointestinal hemorrhage  
**General disorders and administrative site conditions:** Pyrexia, asthenia, non-cardiac chest pain, pain, death, general physical health deterioration, multiple organ dysfunction syndrome, oedema  
**Hepatobiliary disorders:** Immune-mediated hepatitis, cholecystitis, cholecystitis acute, autoimmune hepatitis, cholangitis, cholelithiasis, drug-induced liver injury, hepatic function abnormal  
**Infections and infestations:** Urinary tract infection, sepsis, appendicitis, gastroenteritis, peritonsillar abscess, respiratory tract infection, urosepsis, acute sinusitis, anal abscess, bronchitis, cellulitis, clostridium difficile infection, colonic abscess, encephalitis, encephalitis viral, enteritis infectious, enterocolitis infectious, influenza, klebsiella sepsis, localised infection, osteomyelitis, peritonitis, pneumocystis jirovecii pneumonia, prostatic abscess, pyelonephritis, septic arthritis staphylococcal, sinusitis, skin infection, staphylococcal bacteremia  
**Injury, poisoning, and procedural complications:** Accidental overdose, incisional hernia, infusion

related reaction, radiation injury, radiation proctitis, rib fracture, subdural hematoma, upper limb fracture, wound dehiscence

**Investigations:** Lipase increased, amylase increased, weight decreased, alanine aminotransferase increased, aspartate aminotransferase increased, blood bilirubin increased, blood creatinine increased, Hemoglobin increased, neutrophil count decreased, platelet count decreased, transaminases increased, troponin increased, white blood cell count decreased

**Metabolism and nutrition disorders:** Decreased appetite, hyponatremia, dehydration, diabetic ketoacidosis, electrolyte imbalance, hyperglycemia, hyperglycemic hyperosmolar nonketotic syndrome, hyperkalemia, hypocalcemia, hypoglycemia, hypophosphatemia

**Musculoskeletal and connective tissue disorders:** Pathological fracture, arthralgia, back pain, flank pain, myalgia, myositis, osteoarthritis

**Neoplasms benign, malignant and unspecified (incl cysts and polyps):** Cancer pain, tumor hemorrhage, external ear neoplasm malignant, metastases to central nervous system, metastases to chest wall, metastases to lung, metastases to spine

**Nervous system disorders:** Cerebrovascular accident, dizziness, encephalopathy, headache, posterior reversible encephalopathy syndrome, syncope, transient ischemic attack, ataxia, carotid artery stenosis, cerebral ischemia, dementia, depressed level of consciousness, dysgeusia, myasthenic syndrome, noninfective encephalitis, peripheral sensory neuropathy, spinal cord compression, subarachnoid hemorrhage

**Product issues:** Device deposit issue

**Psychiatric disorders:** Mental status changes, delirium

**Renal and urinary disorders:** Renal failure, nephritis, urinary retention, hemorrhage urinary tract, proteinuria, renal hemorrhage, urinary tract obstruction

**Respiratory, thoracic and mediastinal disorders:** Pulmonary embolism, pleural effusion, bronchial obstruction, hemoptysis, Hemothorax, hypoxia, lung disorder, pneumonia aspiration, pneumothorax, pulmonary mass, respiratory failure

**Skin and subcutaneous disorders:** Rash, erythema multiforme, pyoderma gangrenosum, rash maculopapular, skin ulcer, toxic epidermal necrolysis

**Vascular disorders:** Deep vein thrombosis, aortic dissection, aortic stenosis, hypertensive crisis, peripheral ischemia

### **Adjuvant RCC**

Treatment-related adverse events reported in <1% patients with RCC treated with Keytruda 200 mg every 3 weeks (n=488) in KEYNOTE-564 by SOC are shown below:

**Cardiac disorders:** myocarditis

**Endocrine disorders:** hypophysitis

**Hepatobiliary disorders:** hepatitis, immune-mediated hepatitis

**Immune system disorders:** hypersensitivity, sarcoidosis

**Musculoskeletal and connective tissue disorders:** myositis, myasthenia gravis, myasthenia syndrome

**Nervous system disorders:** encephalitis

**Renal and urinary disorders:** nephritis

**Skin and subcutaneous tissue disorders:** Stevens-Johnson syndrome

**Vascular Disorders:** vasculitis

## **HNSCC**

Treatment-related adverse events reported in <1% patients with HNSCC treated with Keytruda 200 mg every 3 weeks (n=300) in KEYNOTE-048 by SOC are shown below:

**Endocrine disorders:** adrenal insufficiency, hypopituitarism

**Eye disorders:** uveitis

**Gastrointestinal disorders:** enterocolitis, colitis, pancreatitis, pancreatitis acute

**Hepatobiliary disorders:** autoimmune hepatitis

**Infections and infestations:** encephalitis

**Injury, poisoning, and procedural complications:** infusion-related reaction

**Renal and urinary disorders:** tubulointerstitial nephritis

**Respiratory, thoracic, and mediastinal disorders:** interstitial lung disease, organizing pneumonia

**Skin and subcutaneous disorders:** rash, dermatitis exfoliative, erythema multiforme, rash generalized, rash maculopapular

Treatment-related adverse events attributable to Keytruda and reported in <1% patients with HNSCC treated with Keytruda 200 mg every 3 weeks (n=276) in KEYNOTE-048 in combination with chemotherapy by SOC are shown below:

**Cardiac disorders:** autoimmune myocarditis

**Endocrine disorders:** hypophysitis, thyroiditis

**Gastrointestinal disorders:** colitis microscopic

**Hepatobiliary disorders:** autoimmune hepatitis

**Immune system disorders:** hypersensitivity

**Injury, poisoning, and procedural complications:** infusion-related reaction

**Renal and urinary disorders:** nephritis

**Skin and subcutaneous disorders:** rash, rash generalized

## **Gastric or Gastroesophageal junction (GEJ) Adenocarcinoma**

Treatment-related adverse events reported in <1% of patients with locally advanced unresectable or metastatic HER2-positive gastric or GEJ adenocarcinoma receiving Keytruda in combination with trastuzumab and fluoropyrimidine- and platinum-containing chemotherapy (n=350) are shown below:

**Blood and lymphatic system disorders:** autoimmune hemolytic anemia

**Endocrine disorders:** autoimmune thyroiditis, thyroiditis

**Eye disorders:** uveitis

**Gastrointestinal disorders:** enterocolitis, gastritis, immune-mediated enterocolitis

**Hepatobiliary disorders:** hepatitis

**Immune system disorders:** anaphylactic reaction

**Injury, poisoning, and procedural complications:** infusion-related reaction

**Metabolism and nutrition disorders:** type 1 diabetes mellitus

**Musculoskeletal and connective tissue disorders:** immune mediated arthritis, rhabdomyolysis

**Renal and urinary disorders:** nephritis

Treatment-related adverse events attributable to Keytruda and reported in <1% patients with locally advanced or metastatic HER2-negative gastric or gastroesophageal junction (GEJ) adenocarcinoma treated with Keytruda in combination with fluoropyrimidine- and platinum-containing chemotherapy (n=785) by SOC are shown below:

**Blood and lymphatic system disorders:** aplastic anemia, hemolytic anemia, thrombotic thrombocytopenic purpura

**Cardiac disorders:** cardiac failure, sinus tachycardia

**Endocrine disorders:** hypoparathyroidism, hypopituitarism, thyroiditis

**Eye disorders:** uveitis

**Gastrointestinal disorders:** enterocolitis, immune-mediated enterocolitis, gastrointestinal haemorrhage, intestinal obstruction, pancreatitis

**Hepatobiliary disorders:** hepatitis

**Infections and infestations:** sepsis, septic shock

**Injury, poisoning, and procedural complications:** anaphylactic reaction

**Metabolism and nutrition disorders:** diabetic ketoacidosis, type 1 diabetes mellitus

**Musculoskeletal and connective tissue disorders:** arthritis, myositis

**Nervous system disorders:** myasthenia gravis, septic encephalopathy

**Renal and urinary disorders:** haematuria, immune-mediated nephritis, nephritis

**Respiratory, thoracic and mediastinal disorders:** immune-mediated lung disease, pulmonary haemorrhage

**Vascular disorders:** peripheral embolism, vasculitis

### **Esophageal Cancer**

Treatment-related adverse events attributable to Keytruda and reported in <1% patients with esophageal carcinoma treated with Keytruda in combination with cisplatin and FU (n=370) by SOC are shown below.

**Endocrine disorders:** Basedow's disease, hypophysitis, hypopituitarism, thyroiditis

**Gastrointestinal disorders:** autoimmune colitis, enterocolitis, pancreatitis

**Hepatobiliary disorders:** hepatitis, autoimmune hepatitis

**Immune system disorders:** hypersensitivity

**Metabolism and nutrition disorders:** Type 1 diabetes mellitus

**Musculoskeletal and connective tissue disorders:** myopathy

**Renal and urinary disorders:** tubulointerstitial nephritis

**Respiratory, thoracic and mediastinal disorders:** interstitial lung disease

**Skin and subcutaneous tissue disorders:** pruritus

### **Triple Negative Breast Cancer (TNBC)**

Treatment-related adverse events attributable to Keytruda and reported in <1% patients with TNBC treated with Keytruda in combination with chemotherapy (n=596) by SOC are shown below:

**Cardiac disorders:** myocarditis

**Endocrine disorders:** hypophysitis, thyroiditis acute

**Eye disorders:** uveitis

**Gastrointestinal disorders:** enterocolitis, pancreatitis

**Hepatobiliary disorders:** autoimmune hepatitis, hepatitis, immune-mediated hepatitis

**Metabolism and nutrition disorders:** type 1 diabetes mellitus

**Musculoskeletal and connective tissue disorders:** myositis

**Nervous system disorders:** Guillain-Barre syndrome,

**Renal and urinary disorders:** nephritis

**Respiratory, thoracic and mediastinal disorders:** organising pneumonia

**Skin and subcutaneous tissue disorders:** dermatomyositis

**Vascular disorders:** vasculitis

### **Early-stage Triple-Negative Breast Cancer**

Treatment-related adverse events attributable to Keytruda and reported in <1% patients with early-stage TNBC treated with Keytruda in combination with chemotherapy as neoadjuvant treatment, and then continued as monotherapy as adjuvant treatment after surgery (n=783) in KEYNOTE-522 by SOC are shown below:

**Blood and lymphatic system disorders:** hemolytic anemia

**Cardiac disorders:** myocarditis

**Endocrine disorders:** autoimmune thyroiditis, hypopituitarism

**Eye disorders:** iridocyclitis, uveitis

**Gastrointestinal disorders:** autoimmune colitis, enterocolitis, pancreatitis, pancreatitis acute

**Hepatobiliary disorders:** autoimmune hepatitis, hepatitis, immune-mediated hepatitis

**Immune system disorders:** cytokine release syndrome, drug hypersensitivity, hypersensitivity, sarcoidosis, serum sickness

**Injury, poisoning and procedural complications:** infusion-related reaction

**Metabolism and nutrition disorders:** diabetic ketoacidosis, type 1 diabetes mellitus

**Musculoskeletal and connective tissue disorders:** arthritis, myositis

**Nervous system disorders:** encephalitis autoimmune, myasthenia gravis

**Renal and urinary disorders:** autoimmune nephritis, nephritis, tubulointerstitial nephritis,

**Skin and subcutaneous tissue disorders:** dermatitis bullous, dermatitis exfoliative generalized, erythema multiforme, pemphigoid, pruritus, Stevens-Johnson syndrome, toxic skin eruption

**Vascular disorders:** vasculitis

### **Cervical Cancer**

Treatment-related adverse events attributable to Keytruda and reported in <1% patients with persistent, recurrent or metastatic cervical cancer treated with Keytruda 200 mg every 3 weeks (n= 307) in KEYNOTE-826 in combination with chemotherapy with or without bevacizumab by SOC are shown below.

**Cardiac disorders:** myocarditis

**Endocrine disorders:** hypophysitis, immune-mediated hypothyroidism, autoimmune thyroiditis

**Gastrointestinal disorders:** pancreatitis, pancreatitis acute

**Hepatobiliary disorders:** hepatitis, autoimmune hepatitis, immune-mediated cholangitis

**Injury, poisoning, and procedural complications:** anaphylactic reaction

**Metabolism and nutrition disorders:** diabetic ketoacidosis

**Musculoskeletal and connective tissue disorders:** myositis, autoimmune myositis

**Nervous system disorders:** encephalitis autoimmune

**Skin and subcutaneous tissue disorders:** pruritus, rash erythematous

**Vascular disorders:** vasculitis

### **Biliary Tract Carcinoma**

Treatment-related adverse events attributable to Keytruda and reported in <1% patients with biliary tract carcinoma treated with Keytruda 200 mg every 3 weeks (n= 529) in KEYNOTE-966 in combination with chemotherapy by SOC are shown below.

**Cardiac disorders:** myocarditis

**Endocrine disorders:** adrenal insufficiency, hypophysitis, thyroiditis

**Gastrointestinal disorders:** pancreatitis

**Hepatobiliary disorders:** hepatitis

**Immune system disorders:** infusion-related reaction

**Musculoskeletal and connective tissue disorders:** arthritis

**Nervous system disorders:** encephalitis

**Renal and urinary disorders:** nephritis

**Skin and subcutaneous tissue disorders:** Stevens-Johnson syndrome

**Vascular disorders:** vasculitis

#### 8.4 Abnormal Laboratory Findings: Hematologic, Clinical Chemistry and Other Quantitative Data Melanoma

Laboratory abnormalities (worsened from baseline in  $\geq 10\%$  of patients), reported in KEYNOTE-006 in patients with advanced melanoma are presented in Table 35.

**Table 35: Laboratory Abnormalities Worsened from Baseline in  $\geq 10\%$  of Patients with Unresectable or Metastatic Melanoma Treated with Keytruda and at a Higher Incidence than in the Ipilimumab Arm (Between Arm Difference of  $\geq 5\%$  [All Grades] or  $\geq 2\%$  [Grades 3-4]) (KEYNOTE-006).**

Laboratory Test	Keytruda 10 mg/kg every 2 or 3 weeks n=555		Ipilimumab n=256	
	All Grades %	Grades 3-4 %	All Grades %	Grades 3-4 %
<b>Hematology</b>				
Lymphopenia	33	6	25	6
Leukopenia	12	0	5	0
Thrombocytopenia	11	1	6	1
<b>Chemistry</b>				
Hypertriglyceridemia	42	3	33	1
Hypercholesterolemia	22	1	17	0

Laboratory abnormalities (worsened from baseline in  $\geq 10\%$  of patients), reported in KEYNOTE-002 in patients with advanced melanoma are presented in Table 36.

**Table 36: Laboratory Abnormalities Worsened from Baseline in  $\geq 10\%$  of Patients with Unresectable or Metastatic Melanoma Treated with Keytruda and at a Higher Incidence than in the Chemotherapy Arm (Between Arm Difference of  $\geq 5\%$  [All Grades] or  $\geq 2\%$  [Grades 3-4]) (KEYNOTE-002).**

Laboratory Test	Keytruda 2 or 10 mg/kg every 3 weeks n=357		Chemotherapy n=171	
	All Grades %	Grades 3-4 %	All Grades %	Grades 3-4 %
<b>Chemistry</b>				
Hyperglycemia	48	6	42	6
Hypoalbuminemia	35	2	30	1
Hyponatremia	36	7	24	4
Increased Alkaline Phosphatase	26	3	17	2
Increased Aspartate Aminotransferase	23	2	16	1
Hypercholesterolemia	20	1	11	0
Increased Alanine Aminotransferase	20	2	15	1
Bicarbonate decreased	18	0	10	0

Hyperkalemia	15	1	8	1
Creatinine increased	14	1	9	1

### Adjuvant Melanoma

Laboratory abnormalities (worsened from baseline in  $\geq 10\%$  of patients), reported in KEYNOTE-716 in patients who have undergone complete resection of Stage IIB or IIC melanoma are presented in Table 37.

**Table 37: Laboratory Abnormalities Worsened from Baseline in  $\geq 10\%$  Treated with Keytruda and at a Higher Incidence than in Control Arm (Between Arm Difference of  $\geq 5\%$  [All Grades] or  $\geq 2\%$  [Grades 3-4]) APaT Population (KEYNOTE-716).**

Laboratory Test	Keytruda 200 mg every 3 weeks n=483		Placebo n=486	
	All Grades %	Grades 3-4 %	All Grades %	Grades 3-4 %
Alanine aminotransferase increased	29	3	15	0.4
Hypercholesteremia	28	3	17	0
Aspartate aminotransferase increased	24	2	12	1
Hemoglobin Decreased	22	0.2	14	0
Creatinine increased	16	1	10	0.2
Albumin decreased	11	1	5	0.4

Laboratory abnormalities (worsened from baseline in  $\geq 10\%$  of patients), reported in KEYNOTE-054 in patients with lymph node involvement who have undergone complete resection of Stage IIIA ( $>1$  mm metastasis), IIIB and IIIC melanoma are presented in Table 38.

**Table 38: Laboratory Abnormalities Worsened from Baseline in  $\geq 10\%$  Treated with Keytruda and at a Higher Incidence than in Control Arm (Between Arm Difference of  $\geq 5\%$  [All Grades] or  $\geq 2\%$  [Grades 3-4]) APaT Population (KEYNOTE-054).**

Laboratory Test	Keytruda 200 mg every 3 weeks n=509		Placebo n=502	
	All Grades %	Grades 3-4 %	All Grades %	Grades 3-4 %
Alanine aminotransferase increased	27	2	16	0.2
Aspartate aminotransferase increased	24	2	15	0.4
Lymphocyte count decreased	23	1	16	1
Creatinine increased	15	0.6	10	0
Hypocalcemia	13	0	8	0.2
Hypoalbuminemia	13	0	4	0.2
Alkaline phosphatase increased	13	0.2	5	0.2

### NSCLC

Laboratory abnormalities (worsened from baseline in  $\geq 10\%$  of patients), reported in KEYNOTE-024 in patients with NSCLC, are presented in Table 39.

**Table 39: Laboratory Abnormalities Worsened from Baseline in ≥ 10% of Patients with NSCLC Treated with Keytruda and at a Higher Incidence than in the Chemotherapy Arm (Between Arm Difference of ≥ 5% [All Grades] or ≥ 2% [Grades 3-4]), APaT population in KEYNOTE-024.**

Laboratory Test	Keytruda 200 mg every 3 weeks n=154		Chemotherapy n=150	
	All Grades n (%)	Grades 3-4 n (%)	All Grades n (%)	Grades 3-4 n (%)
<b>Chemistry</b>				
Glucose Increased	80 (51.9)	12 (7.8)	69 (46.0)	9 (6.0)
Alanine Aminotransferase Increased	47 (30.5)	7 (4.5)	46 (30.7)	0
Calcium Decreased	39 (25.3)	0	30 (20.0)	0
Aspartate Aminotransferase Increased	38 (24.7)	6 (3.9)	49 (32.7)	0
Alkaline Phosphatase Increased	34 (22.1)	4 (2.6)	36 (24.0)	0

Laboratory abnormalities (worsened from baseline in ≥ 10% of patients), reported in KEYNOTE-042 in patients with NSCLC, are presented in Table 40.

**Table 40: Laboratory Abnormalities Worsened from Baseline in ≥ 10% of Patients with NSCLC Treated with Keytruda and at a Higher Incidence than in the Chemotherapy Arm (Between Arm Difference of ≥ 5% [All Grades] or ≥ 2% [Grades 3-4]), APaT population in KEYNOTE-042**

Laboratory Test	Keytruda 200 mg every 3 weeks n=636		Chemotherapy n=615	
	All Grades n (%)	Grades 3-4 n (%)	All Grades n (%)	Grades 3-4 n (%)
<b>Chemistry</b>				
Calcium Decreased	200 (25.3)	17 (2.2)	146 (19.1)	6 (0.8)

Laboratory abnormalities (worsened from baseline in ≥ 10% of patients), reported in KEYNOTE-189 in patients with non-squamous NSCLC treated with Keytruda in combination with pemetrexed and platinum chemotherapy, are presented in Table 41.

**Table 41: Laboratory Abnormalities Worsened from Baseline in  $\geq 10\%$  of Patients with Non-squamous NSCLC Treated with Keytruda in Combination with Pemetrexed and Platinum Chemotherapy and at a Higher Incidence than in the Placebo, Pemetrexed and Platinum Chemotherapy Arm (Between Arm Difference of  $\geq 5\%$  [All Grades] or  $\geq 2\%$  [Grades 3-4]) (KEYNOTE-189).**

Laboratory Test	Keytruda + Pemetrexed + Platinum chemotherapy n=405		Placebo + Pemetrexed + Platinum chemotherapy n=202	
	All Grades %	Grades 3-4 %	All Grades %	Grades 3-4 %
<b>Hematology</b>				
Neutropenia	48	20	39	18
Platelet count decreased	29	11	28	7
<b>Chemistry</b>				
Hyperglycemia	62	9	57	7
Alanine aminotransferase increased	46	4	40	2
Aspartate aminotransferase increased	46	3	38	1
Creatinine increased	36	4	24	1
Hyponatremia	32	7	22	5
Hyperkalemia	24	3	18	3
Hypocalcemia	23	3	16	<1

Laboratory abnormalities (worsened from baseline in  $\geq 10\%$  of patients), reported in KEYNOTE-407 in patients with squamous NSCLC treated with Keytruda in combination with carboplatin and either paclitaxel or nab-paclitaxel are presented in Table 42.

**Table 42: Laboratory Abnormalities Worsened from Baseline in  $\geq 10\%$  of Patients with Squamous NSCLC Treated with Keytruda in Combination with Carboplatin and either Paclitaxel or Nab-Paclitaxel and at a Higher Incidence than in the Placebo, Carboplatin and Either Paclitaxel or Nab-Paclitaxel Arm (Between Arm Difference of  $\geq 5\%$  [All Grades] or  $\geq 2\%$  [Grades 3-4]) (KEYNOTE-407).**

Laboratory Test	Keytruda + Carboplatin + Paclitaxel or Nab-Paclitaxel n=278		Placebo + Carboplatin + Paclitaxel or Nab-Paclitaxel n=280	
	All Grades (%)	Grades 3-4 (%)	All Grades (%)	Grades 3-4 (%)
<b>Hematology</b>				
White blood cell decreased	65	20	58	20
Platelet count decreased	64	10	53	10
Lymphocyte count decreased	49	17	46	12
Hypoalbuminemia	36	3	32	1

Laboratory Test	Keytruda + Carboplatin + Paclitaxel or Nab-Paclitaxel n=278		Placebo + Carboplatin + Paclitaxel or Nab-Paclitaxel n=280	
	All Grades (%)	Grades 3-4 (%)	All Grades (%)	Grades 3-4 (%)
<b>Chemistry</b>				
Aspartate aminotransferase increased	29	4	18	2
Alanine aminotransferase increased	27	3	20	2

Laboratory abnormalities (worsened from baseline in  $\geq 10\%$  of patients), reported in KEYNOTE-010, in patients with NSCLC, are presented in Table 43. Patients were treated with pembrolizumab at 2 mg/kg or 10 mg/kg every 3 weeks.

**Table 43: Laboratory Abnormalities Worsened from Baseline in  $\geq 10\%$  of Patients with NSCLC Treated with Keytruda and at a Higher Incidence than in the Docetaxel Arm (Between Arm Difference of  $\geq 5\%$  [All Grades] or  $\geq 2\%$  [Grades 3-4]) (KEYNOTE-010).**

Laboratory Test	Keytruda 2 or 10 mg/kg every 3 weeks n=682		Docetaxel 75 mg/m <sup>2</sup> every 3 weeks n=309	
	All Grades %	Grades 3-4 %	All Grades %	Grades 3-4 %
<b>Chemistry</b>				
Hyponatremia	31	8	25	3
Increased alkaline phosphatase	28	3	16	0.6
Increased aspartate aminotransferase	25	2	12	0.6
Alanine aminotransferase increased	21	2	9	0.3
Hypomagnesemia	19	0.3	13	0.3
Creatinine increased	18	0.9	9	0.6

#### Adjuvant NSCLC

Laboratory abnormalities (worsened from baseline in  $\geq 20\%$  of patients), reported in KEYNOTE-091 in patients with resected NSCLC, are presented in Table 44.

**Table 44: Laboratory abnormalities Worsened from baseline in  $\geq 20\%$  of patients, reported in KEYNOTE-091 in patients with NSCLC Treated with Keytruda.**

Laboratory Test*	Keytruda 200 mg every 3 weeks		Placebo	
	All Grades <sup>†</sup> %	Grades 3-4 %	All Grades <sup>†</sup> %	Grades 3-4 %
<b>Chemistry</b>				
Alanine Aminotransferase Increased	30	3.3	21	0.5

Aspartate Aminotransferase Increased	29	2.8	20	0.9
Hyperkalemia	29	1.4	28	1.9
Creatinine Increased	28	0.5	27	0.2
Hyponatremia	21	3.6	20	2.1
Hypoalbuminemia	20	0.3	11	0
<b>Hematology</b>				
Lymphocytes Decreased	23	2.1	14	1.6

\* Each test incidence is based on the number of patients who had both baseline and at least one on-study laboratory measurement available: Keytruda (range:575 to 578 patients) and placebo (range: 572 to 579 patients).

† Graded per NCI CTCAE v4.03

### Hodgkin Lymphoma

Laboratory abnormalities (worsened from baseline in  $\geq 20\%$  of patients), reported in KEYNOTE-204 in patients with Hodgkin Lymphoma are presented in Table 45.

**Table 45: Laboratory Abnormalities Increased from Baseline in  $\geq 20\%$  of Patients with Hodgkin Lymphoma Treated with Keytruda.**

Laboratory Test	Keytruda 200 mg every 3 weeks n=148		Brentuximab vedotin 1.8 mg/kg every 3 weeks n=152	
	All Grades n (%)	Grades 3-4 n (%)	All Grades n (%)	Grades 3-4 n (%)
Alanine Aminotransferase Increased	50 (33.8)	9 (6.1)	69 (45.4)	7 (4.6)
Alkaline Phosphatase Increased	31 (20.9)	4 (2.7)	34 (22.4)	4 (2.6)
Aspartate Aminotransferase Increased	57 (38.5)	8 (5.4)	62 (40.8)	6 (3.9)
Calcium Decreased	32 (21.6)	3 (2.0)	24 (15.8)	0
Creatinine Increased	42 (28.4)	5 (3.4)	21 (13.8)	4 (2.6)
Glucose Increased	68 (45.9)	6 (4.1)	55 (36.2)	3 (2.0)
Hemoglobin Decreased	35 (23.6)	7 (4.7)	50 (32.9)	12 (7.9)
Leukocytes Decreased	46 (31.1)	7 (4.7)	67 (44.1)	17 (11.2)
Lymphocytes Decreased	51 (34.5)	13 (8.8)	48 (31.6)	20 (13.2)
Neutrophils Decreased	41 (27.7)	12 (8.1)	64 (42.1)	25 (16.4)
Phosphate Decreased	47 (31.8)	8 (5.4)	29 (19.1)	5 (3.3)
Platelet Decreased	50 (33.8)	15 (10.1)	39 (25.7)	7 (4.6)
Sodium Decreased	37 (25.0)	6 (4.1)	30 (19.7)	5 (3.3)

### Primary Mediastinal B-cell Lymphoma (PMBCL)

Laboratory abnormalities (worsened from baseline in  $\geq 20\%$  of patients), reported in KEYNOTE-170 in patients with PMBCL are presented in Table 46.

**Table 46: Laboratory Abnormalities Increased from Baseline in ≥ 20% of Patients with PMBCL.**

Laboratory Test	Keytruda 200 mg every 3 weeks n=49	
	All Grades n (%)	Grades 3-4 n (%)
Glucose Increased	16 (32.7)	2 (4.1)
Hemoglobin Decreased	16 (32.7)	0
Leukocytes Decreased	16 (32.7)	4 (8.2)
Lymphocytes Decreased	13 (26.5)	7 (14.3)
Neutrophils Decreased	12 (24.5)	4 (8.2)
Phosphate Decreased	11 (22.4)	4 (8.2)

**Urothelial Carcinoma**

Laboratory abnormalities (worsened from baseline in ≥ 10% of patients), reported in KEYNOTE-045 in patients with urothelial carcinoma are presented in Table 47.

**Table 47: Laboratory Abnormalities Worsened from Baseline in ≥ 10% of Patients with Urothelial Carcinoma treated with Keytruda and at a Higher Incidence than in the Chemotherapy Arm (Between Arm Difference of ≥ 5% [All Grades] or ≥ 2% [Grades 3-4]) (KEYNOTE-045).**

Laboratory Test	Keytruda 200 mg every 3 weeks n=266		Chemotherapy n=255	
	All Grades %	Grades 3-4 %	All Grades %	Grades 3-4 %
<b>Chemistry</b>				
Alkaline Phosphatase Increased	35.4	7.2	32.2	4.7
Aspartate Aminotransferase Increased	26	3.8	19.6	2.4
Creatinine Increased	34.9	4.1	27.4	3.1

The most frequently (≥ 20%) reported laboratory values that showed clinically meaningful worsening in CTCAE grade from baseline on the pembrolizumab arm were lymphocytes decreased and phosphate decreased. The incidence in the pembrolizumab arm was lower than in the control arm (lymphocytes decreased: 25.6% with pembrolizumab vs 34.9% with chemotherapy; phosphate decreased: 23.7% with pembrolizumab vs 27.5% with chemotherapy). The most frequent liver function test elevation by predetermined normal limit cutoffs was alkaline phosphatase (31.6%), a rate only slightly higher than the chemotherapy control group (28.5%).

Laboratory abnormalities (worsened from baseline in ≥ 10% of patients), reported in KEYNOTE-052 in patients with urothelial carcinoma not eligible for cisplatin –containing chemotherapy are presented in Table 48.

**Table 48: Laboratory Abnormalities Increased from Baseline in ≥ 10% of Patients with Urothelial Carcinoma Not Eligible to Cisplatin-Containing Chemotherapy (KEYNOTE-052).**

Laboratory Test	Keytruda 200 mg every 3 weeks N=370	
	All Grades n (%)	Grades 3-4 n (%)
<b>Chemistry</b>		
Alanine Aminotransferase Increased	104 (28)	12 (3.2)
Albumin Decreased	159 (43)	11 (3.0)
Alkaline Phosphatase Increased	125 (32)	26 (7)
Aspartate Aminotransferase Increased	113 (31)	18 (5)
Calcium Decreased	105 (28)	8 (2.2)
Calcium Increased	49 (13)	9 (2.4)
Creatinine Increased	161 (44)	17 (4.6)
Glucose Decreased	38 (10)	5 (1.4)
Glucose Increased	201 (54)	31 (8)
Phosphate Decreased	79 (21)	20 (5)
Potassium Decreased	39 (11)	4 (1.1)
Potassium Increased	104 (28)	18 (4.9)
Sodium Decreased	152 (41)	50 (14)
<b>Hematology</b>		
Hemoglobin Decreased	198 (54)	36 (10)
Leukocytes Decreased	41 (11)	4 (1.1)
Lymphocytes Decreased	161 (44)	56 (15)
Neutrophil Decreased	38 (10)	18 (4.9)
Platelet Decreased	55 (15)	6 (1.6)

Laboratory abnormalities (worsened from baseline in ≥ 10% of patients), reported in KEYNOTE-057 in patients with high-risk NMIBC are presented in Table 49.

**Table 49: Laboratory Abnormalities Increased from Baseline in ≥ 10% of Patients with High Risk NMIBC (KEYNOTE-057).**

Laboratory Test	Keytruda 200 mg every 3 weeks n=148	
	All Grades n (%)	Grades 3-4 n (%)
<b>Chemistry</b>		
Alanine Aminotransferase Increased	37 (25.0)	5 (3.4)
Albumin Decreased	35 (23.6)	3 (2.0)
Alkaline Phosphatase Increased	15 (10.1)	3 (2.0)
Aspartate Aminotransferase Increased	30 (20.3)	5 (3.4)
Bilirubin Increased	21 (14.2)	1 (0.7)
Calcium Decreased	33 (22.3)	1 (0.7)
Creatinine Increased	30 (20.3)	1 (0.7)

Laboratory Test	Keytruda 200 mg every 3 weeks n=148	
	All Grades n (%)	Grades 3-4 n (%)
Glucose Increased	86 (58.1)	11 (7.4)
Phosphate Decreased	34 (23.0)	9 (6.1)
Potassium Decreased	16 (10.8)	2 (1.4)
Potassium Increased	33 (22.3)	2 (1.4)
Sodium Decreased	35 (23.6)	10 (6.8)
<b>Hematology</b>		
Hemoglobin Decreased	51 (34.5)	2 (1.4)
Leukocytes Decreased	15 (10.1)	1 (0.7)
Lymphocytes Decreased	36 (24.3)	2 (1.4)
Platelet Decreased	18 (12.2)	1 (0.7)

### Colorectal Cancer

Laboratory abnormalities (worsened from baseline in  $\geq 10\%$  of patients), reported in KEYNOTE-177 in patients MSI-H or dMMR colorectal carcinoma are presented in Table 50.

**Table 50: Laboratory Abnormalities Worsened from Baseline in  $\geq 10\%$  of Patients with MSI-H or dMMR Colorectal Carcinoma treated with Keytruda and at a Higher Incidence than in the Chemotherapy Arm (Between Arm Difference of  $\geq 5\%$  [All Grades] or  $\geq 2\%$  [Grades 3-4]) (KEYNOTE-177).**

Laboratory Test	Keytruda 200 mg every 3 weeks n=153		Chemotherapy n=143	
	All Grades %	Grades 3-4 %	All Grades %	Grades 3-4 %
<b>Chemistry</b>				
Blood bilirubin increased	32 (20.9)	6 (3.9)	16 (11.2)	6 (4.2)
Glucose Decreased	27 (17.6)	2 (1.3)	18 (12.6)	1 (0.7)
Glucose Increased	68 (44.4)	14 (9.2)	71 (49.7)	7 (4.9)
Potassium Increased	38 (24.8)	10 (6.5)	26 (18.2)	2 (1.4)
Sodium Decreased	50 (32.7)	18 (11.8)	48 (33.6)	14 (9.8)

### Microsatellite Instability-High-Cancer (MSI-H)

Laboratory abnormalities (worsened from baseline in  $\geq 20\%$  of patients), reported in KEYNOTE-158 and KEYNOTE-164 in patients with MSI-H cancer are presented in Table 51.

**Table 51: Laboratory Abnormalities Worsened from Baseline Occurring in ≥20% of Patients Receiving Keytruda in KEYNOTE-158 and KEYNOTE-164.**

Laboratory Test*	Keytruda 200 mg every 3 weeks	
	All Grades % <sup>†</sup>	Grades 3-4 % <sup>†</sup>
<b>Chemistry</b>		
Alanine Aminotransferase Increased	36.2	6.8
Albumin Decreased	37.3	3.3
Alkaline Phosphatase Increased	38.6	7.9
Aspartate Aminotransferase Increased	38.9	6.8
Calcium Decreased	29.3	2.1
Creatinine Increased	22.9	1.6
Glucose Increased	50.8	7.8
Phosphate Decreased	25.4	10.5
Potassium Increased	26.2	3.1
Sodium Decreased	30.8	8.8
<b>Hematology</b>		
Hemoglobin Decreased	48.1	9.4
Leukocytes Decreased	24.4	2.6
Lymphocytes Decreased	44.8	16.0
Platelets Decreased	21.6	4.0

\* Each test incidence is based on the number of patients who had both baseline and at least one on-study laboratory measurement available (range: 370 to 405 patients)

† Graded per NCI CTCAE v4.03

### Endometrial Carcinoma (Not MSI-H or not dMMR)

Table 52 summarizes laboratory abnormalities in patients on Keytruda in combination with lenvatinib.

**Table 52 : Laboratory Abnormalities Worsened from Baseline in ≥ 20% (All Grades) or ≥ 3% (Grades 3-4) of Patients on Keytruda plus Lenvatinib in KEYNOTE-146.**

Laboratory Abnormality <sup>a</sup>	Keytruda 200 mg in Combination with Lenvatinib 20 mg	
	All Grades % <sup>b</sup>	Grade 3-4 % <sup>b</sup>
<b>Chemistry</b>		
Increased creatinine	80	7
Hypertriglyceridemia	58	4
Hyperglycemia	53	1
Hypercholesteremia	49	6
Hypoalbuminemia	48	0
Hypomagnesemia	47	2
Increased aspartate aminotransferase	43	4
Hyponatremia	42	13
Increased lipase	42	18
Increased alanine aminotransferase	35	3

Laboratory Abnormality <sup>a</sup>	Keytruda 200 mg in Combination with Lenvatinib 20 mg	
	All Grades % <sup>b</sup>	Grade 3-4 % <sup>b</sup>
Increased alkaline phosphatase	32	1
Hypokalemia	27	5
Increased amylase	19	6
Hypocalcemia	14	3
Hypermagnesemia	4	3
<b>Hematology</b>		
Thrombocytopenia	48	0
Leukopenia	38	2
Lymphopenia	36	7
Anemia	35	1
Increased INR	21	3
Neutropenia	12	3
<sup>a</sup> With at least 1 grade increase from baseline		
<sup>b</sup> Laboratory abnormality percentage is based on the number of patients who had both baseline and at least one post baseline laboratory measurement for each parameter (range: 71 to 92 patients)		

Laboratory abnormalities (worsened from baseline in  $\geq 20\%$  (All Grades) or  $\geq 3\%$  (Grades 3-4) of patients), reported in KEYNOTE-775 in patients with endometrial carcinoma are presented in Table 53.

**Table 53 : Laboratory Abnormalities Worsened from Baseline\* Occurring in  $\geq 20\%$  (All Grades) or  $\geq 3\%$  (Grades 3-4) of Patients with Endometrial Carcinoma in KEYNOTE-775**

Laboratory Test <sup>†</sup>	Endometrial Carcinoma (not MSI-H or dMMR)			
	Keytruda 200 mg every 3 weeks and Lenvatinib		Doxorubicin or Paclitaxel	
	All Grades <sup>‡</sup> %	Grades 3-4 %	All Grades <sup>‡</sup> %	Grades 3-4 %
<b>Chemistry</b>				
Hypertriglyceridemia	70	6	45	1.7
Hypoalbuminemia	60	2.7	42	1.6
Increased aspartate aminotransferase	58	9	23	1.6
Hyperglycemia	58	8	45	4.4
Hypomagnesemia	53	6	32	3.8
Increased alanine aminotransferase	55	9	21	1.2
Hypercholesteremia	53	3.2	23	0.7
Hyponatremia	46	15	28	7
Increased alkaline phosphatase	43	4.7	18	0.9
Hypocalcemia	40	4.7	21	1.9
Increased lipase	36	14	13	3.9
Increased creatinine	35	4.7	18	1.9
Hypokalemia	34	10	24	5

Laboratory Test <sup>†</sup>	Endometrial Carcinoma (not MSI-H or dMMR)			
	Keytruda 200 mg every 3 weeks and Lenvatinib		Doxorubicin or Paclitaxel	
	All Grades <sup>‡</sup> %	Grades 3-4 %	All Grades <sup>‡</sup> %	Grades 3-4 %
Hypophosphatemia	26	8	17	3.2
Increased amylase	25	7	8	1
Hyperkalemia	23	2.4	12	1.2
Increased creatine kinase	19	3.7	7	0
Increased bilirubin	18	3.6	6	1.6
<b>Hematology</b>				
Lymphopenia	50	16	65	20
Thrombocytopenia	50	8	30	4.7
Anemia	49	8	84	14
Leukopenia	43	3.5	83	43
Neutropenia	31	6	76	58
* With at least one grade increase from baseline				
† Laboratory abnormality percentage is based on the number of patients who had both baseline and at least one post-baseline laboratory measurement for each parameter: Keytruda/lenvatinib (range: 263 to 340 patients) and doxorubicin or paclitaxel (range: 240 to 322 patients).				
‡ Graded per NCI CTCAE v4.03				

### Renal Cell Carcinoma

Laboratory abnormalities (worsened from baseline in  $\geq 10\%$  of patients), reported in KEYNOTE-426 in patients with renal cell carcinoma are presented in Table 54.

**Table 54: Laboratory Abnormalities Worsened from Baseline in  $\geq 10\%$  of Patients with Renal Cell Carcinoma treated with Keytruda and Axitinib at a Higher Incidence than in the Sunitinib Arm (Between Arm Difference of  $\geq 5\%$  [All Grades] or  $\geq 2\%$  [Grades 3-4]) (KEYNOTE-426).**

Laboratory Test	Keytruda + axitinib n=429		Sunitinib n=425	
	All Grades n (%)	Grades 3-4 n (%)	All Grades n (%)	Grades 3-4 n (%)
Activated Partial Thromboplastin Time Increased	80 (18.6)	4 (0.9)	51 (12.0)	0 (0)
Alanine Aminotransferase Increased	253 (59.0)	85 (19.8)	186 (43.8)	23 (5.4)
Aspartate Aminotransferase Increased	241 (56.2)	57 (13.3)	234 (55.1)	19 (4.5)
Calcium Increased	112 (26.1)	3 (0.7)	64 (15.1)	8 (1.9)
Glucose Decreased	52 (12.1)	1 (0.2)	29 (6.8)	1 (0.2)
Glucose Increased	262 (61.1)	38 (8.9)	224 (52.7)	13 (3.1)
Lymphocytes Decreased	142 (33.1)	46 (10.7)	195 (45.9)	33 (7.8)
Potassium Decreased	71 (16.6)	15 (3.5)	49 (11.5)	10 (2.4)

Laboratory Test	Keytruda + axitinib n=429		Sunitinib n=425	
	All Grades n (%)	Grades 3-4 n (%)	All Grades n (%)	Grades 3-4 n (%)
Potassium Increased	145 (33.8)	26 (6.1)	92 (21.6)	7 (1.6)
Sodium Decreased	149 (34.7)	33 (7.7)	124 (29.2)	33 (7.8)

Laboratory abnormalities (worsened from baseline in  $\geq 20\%$  (All Grades) or  $\geq 2\%$  (Grade 3-4) of patients), reported in KEYNOTE-581 in patients with renal cell carcinoma are presented in Table 55.

**Table 55: Laboratory Abnormalities Worsened from Baseline Occurring in  $\geq 20\%$  (All Grades) or  $\geq 2\%$  (Grade 3-4) of Patients Receiving Keytruda with Lenvatinib in KEYNOTE-581**

Laboratory Test*	Keytruda 200 mg every 3 weeks with Lenvatinib		Sunitinib 50 mg	
	All Grades % <sup>†</sup>	Grade 3-4 % <sup>†</sup>	All Grades % <sup>†</sup>	Grade 3-4 % <sup>†</sup>
<b>Chemistry</b>				
Hypertriglyceridemia	80	15	71	15
Hypercholesterolemia	64	5	43	1
Lipase Increased	61	34	59	28
Creatinine Increased	61	5	61	2
Amylase Increased	59	17	41	9
Aspartate Aminotransferase Increased	58	7	57	3
Hyperglycemia	55	7	48	3
Alanine Aminotransferase Increased	52	7	49	4
Hyperkalemia	44	9	28	6
Hypoglycemia	44	2	27	1
Hyponatremia	41	12	28	9
Albumin Decreased	34	0.3	22	0
Alkaline phosphatase Increased	32	4	32	1
Hypocalcemia	30	2	22	1
Hypophosphatemia	29	7	50	8
Hypomagnesemia	25	2	15	3
Creatine Phosphokinase Increased	24	6	36	5
Hypermagnesemia	23	2	22	3

Laboratory Test*	Keytruda 200 mg every 3 weeks with Lenvatinib		Sunitinib 50 mg	
	All Grades % <sup>†</sup>	Grade 3-4 % <sup>†</sup>	All Grades % <sup>†</sup>	Grade 3-4 % <sup>†</sup>
	Hypercalcemia	21	1	11
Hypokalemia	13	4	7	1
<b>Hematology</b>				
Lymphopenia	54	9	66	15
Thrombocytopenia	39	2	73	13
Anemia	38	3	66	8
Leukopenia	34	1	77	8
Neutropenia	31	4	72	16
INR Increased	17	3	9	1

\* With at least one Grade increase from baseline

† Laboratory abnormality percentage is based on the number of patients who had both baseline and at least one post-baseline laboratory measurement for each parameter: Keytruda with lenvatinib (range: 343 to 349 patients) and sunitinib (range: 329 to 335 patients).

Grade 3 and 4 increased ALT or AST was seen in 9% of patients. Grade  $\geq 2$  increased ALT or AST was reported in 64 (18%) patients, of whom 20 (31%) received  $\geq 40$  mg daily oral prednisone equivalent. Recurrence of Grade  $\geq 2$  increased ALT or AST was observed on rechallenge in 10 patients receiving both Keytruda and lenvatinib (n=38) and was not observed on rechallenge with Keytruda alone (n=3).

#### Adjuvant RCC

Laboratory abnormalities (worsened from baseline in  $\geq 10\%$  of patients), reported in KEYNOTE-564 in patients with RCC are presented in Table 56.

**Table 56: Laboratory Abnormalities Worsened from Baseline in  $\geq 10\%$  of Patients Treated with Keytruda and at a Higher Incidence than in Control Arm (Between Arm Difference of  $\geq 5\%$  [All Grades] or  $\geq 2\%$  [Grades 3-4]). (KEYNOTE-564).**

Laboratory Test	Keytruda 200 mg every 3 weeks n=488		Placebo n=496	
	All Grades %	Grades 3-4 %	All Grades %	Grades 3-4 %
<b>Hematology</b>				
Hemoglobin Decreased	147 (30.1)	2 (0.4)	102 (20.6)	2 (0.4)
Lymphocytes Decreased	85 (17.4)	11 (2.3)	51 (10.3)	3 (0.6)
Sodium Decreased	108 (22.1)	16 (3.3)	65 (13.1)	9 (1.8)
<b>Chemistry</b>				

Laboratory Test	Keytruda 200 mg every 3 weeks n=488		Placebo n=496	
	All Grades %	Grades 3-4 %	All Grades %	Grades 3-4 %
Alanine Aminotransferase Increased	96 (19.7)	20 (4.1)	54 (10.9)	1 (0.2)
Alkaline Phosphate Increased	70 (14.3)	4 (0.8)	31 (6.3)	0
Aspartate Aminotransferase Increased	77 (15.8)	13 (2.7)	34 (6.9)	2 (0.4)
Creatinine Increased	194 (39.8)	5 (1.0)	146 (29.4)	1 (0.2)
Glucose Increased	231 (47.3)	40 (8.2)	227 (45.8)	22 (4.4)

### HNSCC

Laboratory abnormalities (worsened from baseline in  $\geq 10\%$  of patients), reported in KEYNOTE-048 are presented in Table 57.

**Table 57: Laboratory Abnormalities Worsened from Baseline in  $\geq 10\%$  Treated with Keytruda and at a Higher Incidence than in Control Arm (Between Arm Difference of  $\geq 5\%$  [All Grades] or  $\geq 2\%$  [Grades 3-4]) APaT Population.**

Laboratory Test	Keytruda 200 mg every 3 weeks n=300		Keytruda 200 mg every 3 weeks Platinum FU n=276		Cetuximab Platinum FU n=287	
	All Grades %	Grades 3-4 %	All Grades %	Grades 3-4 %	All Grades %	Grades 3-4 %
<b>Chemistry</b>						
Calcium increased	21	5	16	4	12	2
Creatinine increased	16	1	34	2	27	2
<b>Hematology</b>						
Hemoglobin decreased	50	7	85	27	77	19

### Gastric or Gastroesophageal junction (GEJ) Adenocarcinoma

Laboratory abnormalities (worsened from baseline in  $\geq 20\%$  of patients), reported in KEYNOTE-811 are presented in Table 58.

**Table 58: Laboratory Abnormalities Worsened from Baseline Occurring in  $\geq 20\%$  of Patients Receiving Keytruda in KEYNOTE 811.**

Laboratory Test <sup>‡</sup>	Keytruda 200 mg every 3 weeks		Placebo	
	Trastuzumab Fluoropyrimidine and Platinum Chemotherapy		Trastuzumab Fluoropyrimidine and Platinum Chemotherapy	
	All Grades <sup>†</sup> %	Grades 3-4 %	All Grades <sup>†</sup> %	Grades 3-4 %
<b>Hematology</b>				
Anemia	71	17	66	14
Thrombocytopenia	65	14	63	12
Neutropenia	64	20	59	18
Leukopenia	59	6.9	54	6.8
Lymphopenia	58	19	51	16
<b>Chemistry</b>				
Hypoalbuminemia	56	2.9	52	3.9
Hypocalcemia	55	3.5	45	2.4
Increased AST	52	4.9	51	3.0
Hyperglycemia	51	7.3	56	6.0
Hypokalemia	40	13	35	12
Increased ALT	40	3.5	36	1.8
Increased alkaline phosphatase	39	2.9	39	4.2
Hypophosphatemia	33	10	34	10
Hyponatremia	32	7.5	32	9.7
Bilirubin increased	31	4.1	25	2.7
Hypomagnesemia	29	2.3	29	1.2
Increased creatinine	26	3.2	17	2.1

<sup>‡</sup> Each test incidence is based on the number of patients who had both baseline and at least one on-study laboratory measurement available: Keytruda/Trastuzumab/FP or CAPOX (range: 340 to 347 patients) and placebo/ Trastuzumab/FP or CAPOX (range: 333 to 340 patients)

<sup>†</sup> Graded per NCI CTCAE v4.03

Laboratory abnormalities (worsened from baseline in  $\geq 20\%$  of patients), reported in KEYNOTE-859 in patients with locally advanced unresectable or metastatic gastric or gastroesophageal junction (GEJ) adenocarcinoma treated with Keytruda in combination with fluoropyrimidine-and platinum-containing chemotherapy, are presented in Table 59.

**Table 59: Laboratory Abnormalities Worsened from Baseline Occurring in  $\geq 20\%$  of Patients Receiving Keytruda in KEYNOTE-859**

Laboratory Test*	Keytruda 200 mg every 3 weeks and FP or CAPOX		Placebo and FP or CAPOX	
	All Grades <sup>†</sup>	Grades 3-4	All Grades <sup>†</sup>	Grades 3-4
	%	%	%	%
<b>Hematology</b>				
Anemia	65	15	69	13
Thrombocytopenia	64	13	62	10
Neutropenia	62	24	57	20
Leukopenia	59	7	56	6
Lymphopenia	57	20	51	16
<b>Chemistry</b>				
Increased AST	57	4.7	49	3.6
Hypoalbuminemia	55	4.1	52	2.9
Hyperglycemia	53	6	52	4.6
Hypocalcemia	49	3.6	45	3.3
Increased alkaline phosphatase	48	6	41	5
Hyponatremia	41	13	40	12
Increased ALT	40	4.2	29	2.9
Hypokalemia	35	10	27	9
Bilirubin increased	32	5	30	5
Hypophosphatemia	30	10	27	8
Hypomagnesemia	29	0.7	22	1.6
Increased creatinine	21	3.5	18	1.7
Hyperkalemia	20	3.7	18	2.9
Increased INR	20	1.4	22	0

\* Each test incidence is based on the number of patients who had both baseline and at least one on-study laboratory measurement available: Keytruda/FP or CAPOX (range: 210 to 766 patients) and placebo/ FP or CAPOX (range: 190 to 762 patients)

† Graded per NCI CTCAE v4.03

## Esophageal Cancer

Laboratory abnormalities (worsened from baseline in  $\geq 10\%$  of patients), reported in KEYNOTE-590 in patients with esophageal carcinoma and gastroesophageal junction adenocarcinoma treated with Keytruda in combination with cisplatin and FU, are presented in Table 60.

**Table 60: Laboratory Abnormalities Worsened from Baseline in  $\geq 10\%$  of Esophageal Cancer Patients Receiving Keytruda in Combination with Cisplatin and FU and at a Higher Incidence than in the Placebo, Cisplatin, and FU Chemotherapy Arm (Between Arm Difference of  $\geq 5\%$  [All Grades] or  $\geq 2\%$  [Grades 3-4]) (KEYNOTE-590).**

Laboratory Test	Keytruda 200 mg every 3 weeks Cisplatin FU n=370		Placebo Cisplatin FU n=370	
	All Grades* %	Grades 3-4 %	All Grades* %	Grades 3-4 %
<b>Hematology</b>				
Neutrophils Decreased	73.2	42.7	68.1	38.6
Leukocytes Decreased	71.1	20.5	70.3	16.2
Lymphocytes Decreased	51.4	20.8	47.3	16.5
<b>Chemistry</b>				
Calcium Decreased	42.7	3.8	36.2	1.9
Phosphate Decreased	35.4	8.6	28.6	9.7
Alanine Aminotransferase Increased	22.7	3.5	17.0	1.6

\* Graded per NCI CTCAE v4.03

## Triple Negative Breast Cancer (TNBC)

**Table 61: Laboratory Abnormalities Worsened from Baseline Occurring in  $\geq 20\%$  of Patients Receiving Keytruda with Chemotherapy in KEYNOTE-355.**

Laboratory Test*	Keytruda 200 mg every 3 weeks with chemotherapy		Placebo every 3 weeks with chemotherapy	
	All Grades <sup>†</sup> %	Grades 3-4 %	All Grades <sup>†</sup> %	Grades 3-4 %
<b>Hematology</b>				
Anemia	90	20	85	19
Leukopenia	85	39	86	39
Neutropenia	76	49	77	52
Lymphopenia	70	26	70	19
Thrombocytopenia	54	19	53	21
<b>Chemistry</b>				
Increased ALT	60	11	58	8
Increased AST	57	9	55	6

Laboratory Test*	Keytruda 200 mg every 3 weeks with chemotherapy		Placebo every 3 weeks with chemotherapy	
	All Grades <sup>†</sup> %	Grades 3-4 %	All Grades <sup>†</sup> %	Grades 3-4 %
Hyperglycemia	52	4.4	51	2.2
Hypoalbuminemia	37	2.2	32	2.2
Increased alkaline phosphatase	35	3.9	39	2.2
Hypocalcemia	29	3.3	27	1.8
Hyponatremia	28	5	26	6
Hypophosphatemia	21	7	18	4.8
Hypokalemia	20	4.4	18	4.0

\* Each test incidence is based on the number of patients who had both baseline and at least one on-study laboratory measurement available: Keytruda + chemotherapy (range: 566 to 592 patients) and placebo + chemotherapy (range: 269 to 280 patients).

<sup>†</sup> Graded per NCI CTCAE v4.03

#### Early-stage Triple-Negative Breast Cancer

Laboratory abnormalities (worsened from baseline in  $\geq 10\%$  of patients), reported in KEYNOTE-522 in patients with TNBC are presented in Table 62.

**Table 62: Laboratory Abnormalities Worsened from Baseline in  $\geq 10\%$  of patients with TNBC Treated with Keytruda in combination with chemotherapy as neoadjuvant treatment, and then continued as monotherapy as adjuvant treatment after surgery (Between Arm Difference of  $\geq 5\%$  [All Grades] or  $\geq 2\%$  [Grades 3-4]) (KEYNOTE-522).**

Laboratory Test	Keytruda 200 mg every 3 weeks with Chemotherapy*/Keytruda 200 mg every 3 weeks n=783		Placebo with Chemotherapy*/Placebo n=389	
	All Grades n (%) <sup>†</sup>	Grades 3-4 n (%)	All Grades n (%)	Grades 3-4 n (%)
<b>Hematology</b>				
Hemoglobin Decreased	752 (96.0)	170 (21.7)	371 (95.4)	74 (19.0)
Leukocytes Decreased	726 (92.7)	317 (40.5)	355 (91.3)	126 (32.4)
Lymphocytes Decreased	608 (77.7)	209 (26.7)	281 (72.2)	84 (21.6)
Platelet Decreased	452 (57.7)	83 (10.6)	222 (57.1)	33 (8.5)
<b>Chemistry</b>				
Alanine Aminotransferase Increased	549 (70.1)	73 (9.3)	269 (69.2)	18 (4.6)
Aspartate Aminotransferase Increased	508 (64.9)	47 (6.0)	226 (58.1)	7 (1.8)

Laboratory Test	Keytruda 200 mg every 3 weeks with Chemotherapy*/Keytruda 200 mg every 3 weeks n=783		Placebo with Chemotherapy*/Placebo n=389	
	All Grades n (%) <sup>†</sup>	Grades 3-4 n (%)	All Grades n (%)	Grades 3-4 n (%)
Glucose Increased	499 (63.7)	40 (5.1)	241 (62.0)	11 (2.8)
Sodium Decreased	292 (37.3)	72 (9.2)	110 (28.3)	22 (5.7)
Albumin Decreased	276 (35.2)	9 (1.1)	117 (30.1)	6 (1.5)
Potassium Decreased	251 (32.1)	44 (5.6)	95 (24.4)	11 (2.8)

\* Chemotherapy: carboplatin and paclitaxel followed by doxorubicin or epirubicin and cyclophosphamide

<sup>†</sup> Graded per NCI CTCAE v4.0

### Cervical Cancer

Laboratory abnormalities (worsened from baseline in  $\geq 20\%$  of patients), reported in KEYNOTE-826 are presented in Table 62.

**Table 63: Laboratory Abnormalities Worsened from Baseline Occurring in  $\geq 20\%$  of Patients Receiving Keytruda in KEYNOTE-826**

Laboratory Test*	Keytruda 200 mg every 3 weeks and chemotherapy <sup>†</sup> with or without bevacizumab		Placebo and chemotherapy <sup>†</sup> with or without bevacizumab	
	All Grades <sup>‡</sup> (%)	Grades 3-4 (%)	All Grades <sup>‡</sup> (%)	Grades 3-4 (%)
<b>Hematology</b>				
Anemia	80	35	77	33
Leukopenia	76	27	69	19
Neutropenia	66	39	58	31
Lymphopenia	61	33	56	33
Thrombocytopenia	57	19	53	15
<b>Chemistry</b>				
Hyperglycemia	51	4.7	46	2.3
Hypoalbuminemia	46	1.3	38	5
Hyponatremia	40	14	38	11
Increased ALT	40	7	38	6
Increased AST	40	6	36	3.0
Increased alkaline phosphatase	38	3.4	40	2.3
Hypocalcemia	37	4.0	31	5
Increased creatinine	34	5	32	6
Hypokalemia	29	7	26	7
Hyperkalemia	23	3.7	27	4.7

Hypercalcemia	21	1.0	20	1.3
---------------	----	-----	----	-----

- \* Each test incidence is based on the number of patients who had both baseline and at least one on-study laboratory measurement available: Keytruda plus chemotherapy (range: 297 to 301 patients) and placebo plus chemotherapy (range: 299 to 302 patients)
- † Chemotherapy (paclitaxel and cisplatin or paclitaxel and carboplatin)
- ‡ Graded per NCI CTCAE v4.0

### Biliary Tract Carcinoma

There was a difference of  $\geq 5\%$  incidence in laboratory abnormalities between patients treated with Keytruda plus chemotherapy versus placebo plus chemotherapy for decreased lymphocytes (69% vs 61%). There were no clinically meaningful differences in incidence of Grade 3-4 toxicity between arms.

**Table 64. Laboratory Abnormalities Worsened from Baseline Occurring in  $\geq 20\%$  of Patients with BTC Receiving Keytruda in KEYNOTE-966**

Laboratory Test*	Keytruda and chemotherapy		Placebo and chemotherapy	
	All Grades <sup>†</sup> %	Grades 3-4 %	All Grades <sup>†</sup> %	Grades 3-4 %
<b>Chemistry</b>				
Increased AST	57	6	58	9
Increased ALT	55	5	63	7
Hyponatremia	55	4	56	5
Hypoalbuminemia	51	3.2	51	6
Hypomagnesia	49	2.7	50	2.7
Hypocalcemia	47	5	43	4.2
Increased creatinine	41	5	39	7
Hyperphosphatemia	36	4	35	6
Increased alkaline phosphatase	35	3.5	36	4.3
Increased bilirubin	33	12	36	15
Hypophosphatemia	27	8	26	9
<b>Hematology</b>				
Anemia	91	32	89	32
Leukopenia	81	32	79	27
Neutropenia	77	55	77	52
Decreased lymphocytes	69	32	61	24
Decreased platelets	68	24	69	25

\* Each test incidence is based on the number of patients who had both baseline and at least one on-study laboratory measurement available: Keytruda (range: 517 to 525 patients) and placebo (range: 522 to 532 patients).

† Graded per NCI CTCAE v5.0

## 8.5 Post-Market Adverse Reactions

The following adverse reactions have been identified during post-approval use of Keytruda. Because these reactions are reported voluntarily from a population of uncertain size, it is not always possible to reliably estimate their frequency or establish a causal relationship to drug exposure.

**Eye disorders:** Vogt-Koyanagi-Harada syndrome

**Immune system disorders:** hemophagocytic lymphohistiocytosis

**Endocrine disorders:** hypoparathyroidism

**Nervous system disorders:** optic neuritis

## 9 DRUG INTERACTIONS

### 9.2 Drug Interaction Overview

No formal pharmacokinetic drug interaction studies have been conducted with Keytruda. Since pembrolizumab is cleared from the circulation through catabolism, no metabolic drug-drug interactions are expected.

The use of systemic corticosteroids or immunosuppressants before starting Keytruda should be avoided because of their potential interference with the pharmacodynamic activity and efficacy of Keytruda. However, systemic corticosteroids or other immunosuppressants can be used after starting Keytruda to treat immune-mediated adverse reactions (See [7 WARNINGS AND PRECAUTIONS](#)). Corticosteroids can also be used as premedication, when Keytruda is used in combination with chemotherapy, as antiemetic prophylaxis and/or to alleviate chemotherapy-related adverse reactions.

## 10 CLINICAL PHARMACOLOGY

### 10.1 Mechanism of Action

PD-1 is an immune-checkpoint receptor that limits the activity of T lymphocytes in peripheral tissues. The PD-1 pathway is an immune control checkpoint that may be engaged by tumour cells to inhibit active T-cell immune surveillance. Keytruda is a high affinity antibody against PD-1, which exerts dual ligand blockade of the PD-1 pathway, including PD-L1 and PD-L2, on antigen presenting or tumour cells. By inhibiting the PD-1 receptor from binding to its ligands, Keytruda reactivates tumour-specific cytotoxic T lymphocytes in the tumour microenvironment.

### 10.2 Pharmacodynamics

In KEYNOTE-555, 44 patients with advanced melanoma received Keytruda monotherapy (See [14 CLINICAL TRIALS](#), Alternate Dosing Regimen for Adults (KEYNOTE-555)) at a dose of 400 mg every 6 weeks. Based on observed preliminary pharmacokinetic and clinical data from an interim analysis of KEYNOTE-555, no clinically significant differences in efficacy and safety are expected between Keytruda doses of 200 mg or 2 mg/kg every 3 weeks or 400 mg every 6 weeks.

In peripheral blood of patients who received Keytruda 2 mg/kg every 3 weeks or 10 mg/kg every 2 weeks or 3 weeks, an increased percentage of activated (i.e., HLA-DR+) CD4+ and CD8+ T-cells was observed after treatment at all doses and schedules without an increase in the circulating T-lymphocyte number.

### 10.3 Pharmacokinetics

The pharmacokinetics of pembrolizumab was studied in 2993 patients with various cancers who received doses in the range of 1 to 10 mg/kg every 2 weeks, 2 to 10 mg/kg every 3 weeks, or 200 mg every 3 weeks. There are neither statistically nor clinically meaningful differences in the pharmacokinetic (PK) parameters in the model of pembrolizumab across indications.

**Table 65: Summary of Keytruda Pharmacokinetic Parameters.**

Parameters		Mean*	%CV†
Half-life (days)	First dose	17	27%
	Steady state	22	32%
Vdss (L) ‡	Vc	3.2	23%
	Vp	2.7	19%
	Vss	6.0	20%
CL (mL/day)	First dose	252	37%
	Steady state	195	40%
Time to steady state (weeks)		16	N/A
* Mean values are based on a population pharmacokinetics model. In this model, the parameters were estimated with good precision with the shrinkage estimates for CL at 15% and for Vc or Vp at 27%.			
† %CV: coefficient of variation			
‡ Volume of distribution at steady state			

#### Absorption:

Keytruda is dosed via the IV route and therefore is immediately and completely bioavailable.

#### Distribution:

The volume of distribution of pembrolizumab at steady state is small (approximately 6.0 L; Coefficient of Variation (CV): 20%).

#### Metabolism:

Pembrolizumab is catabolised through non-specific pathways; metabolism does not contribute to its clearance.

#### Elimination:

Pembrolizumab clearance parameter (CV%) is approximately 23% lower [geometric mean, 195 mL/day (40%)] after achieving maximal change at steady state compared with the first dose (252 mL/day [CV%: 37%]); this decrease in clearance with time is not considered clinically important. The geometric mean value (CV%) for the terminal half-life ( $t_{1/2}$ ) is 17 days (27%) after the first dose and 22 days (32%) at steady state.

Based on analyses of post-hoc PK parameters from the final TDPK model, steady-state concentrations of pembrolizumab were reached by 16 weeks of repeated dosing with an every 3-week regimen and the systemic accumulation was 2.1-fold. The peak concentration ( $C_{max}$ ), trough concentration ( $C_{min}$ ), and area under the plasma concentration versus time curve at steady state ( $AUC_{ss}$ ) of pembrolizumab increased dose proportionally in the dose range of 2 to 10 mg/kg every 3 weeks.

#### Special Populations and Conditions

The effects of various covariates on the pharmacokinetic parameters of the pembrolizumab model were assessed in population pharmacokinetic analyses using a two-compartment model with linear clearance

from the central compartment. The clearance parameter in the current population pharmacokinetic model for pembrolizumab increases in a less than proportional manner with increasing body weight. Therefore, both body weight-based dose and fixed-dose options provide similar control of variability in systemic pharmacokinetic exposures. Also, the analysis suggested that the following factors had no clinically important effect on the clearance parameter in the population pharmacokinetic model of pembrolizumab: age (range 15-94 years); gender; race; mild or moderate renal impairment; mild hepatic impairment; and tumour burden. Based on population pharmacokinetic (PK) analysis, pembrolizumab exposures with weight-based dosing at 2 mg/kg every 3 weeks in patients aged 6-17 years are comparable to those of adults that receive the same dose. For patients aged 2-6 years, exposure is approximately 1.3 fold higher than in adults. For patients aged <2 years, exposure is predicted to be approximately 2.2 fold higher than in adults; this should be interpreted with caution as it is based on PK extrapolation.

- **Hepatic Insufficiency:** The effect of hepatic impairment on the clearance parameter in the pembrolizumab population pharmacokinetic model was evaluated in patients with melanoma and NSCLC with mild hepatic impairment (total bilirubin (TB) 1.0 to 1.5 x ULN or AST > ULN as defined using the National Cancer Institute criteria of hepatic dysfunction) compared to patients with normal hepatic function (TB and AST ≤ ULN). No clinically or statistically important differences in the clearance parameter in the pembrolizumab population pharmacokinetic model were found between patients with mild hepatic impairment and normal hepatic function. Keytruda has not been studied in patients with moderate (TB > 1.5 to 3 x ULN and any AST) or severe (TB > 3 x ULN and any AST) hepatic impairment (See [7 WARNINGS AND PRECAUTIONS](#), and [4 DOSAGE AND ADMINISTRATION](#)).
- **Renal Insufficiency:** The effect of renal impairment on the clearance parameter in the pembrolizumab population pharmacokinetic model was evaluated in patients with melanoma and NSCLC with mild (estimated Glomerular Filtration Rate (eGFR) < 90 and ≥ 60 mL/min/1.73 m<sup>2</sup>) or moderate (eGFR < 60 and ≥ 30 mL/min/1.73 m<sup>2</sup>) renal impairment compared to patients with normal (eGFR ≥ 90 mL/min/1.73 m<sup>2</sup>) renal function. No clinically or statistically important differences in the clearance parameter in the pembrolizumab population pharmacokinetic model were found between patients with mild or moderate renal impairment and patients with normal renal function. Keytruda has not been studied in patients with severe (eGFR < 30 and ≥ 15 mL/min/1.73 m<sup>2</sup>) renal impairment (See [7 WARNINGS AND PRECAUTIONS](#) and [4 DOSAGE AND ADMINISTRATION](#)).

## 11 STORAGE, STABILITY AND DISPOSAL

Keytruda Solution for Infusion: Store under refrigeration at 2°C to 8°C. Protect from light. Do not freeze. Do not shake.

For storage conditions after dilution of the medicinal product, See [4 DOSAGE AND ADMINISTRATION](#).

## 12 SPECIAL HANDLING INSTRUCTIONS

Any unused medicinal product or waste material should be disposed of in accordance with local requirements.

## PART II: SCIENTIFIC INFORMATION

### 13 PHARMACEUTICAL INFORMATION

#### Drug Substance

Proper name: pembrolizumab

Chemical name: humanized X PD-1\_mAb (H409A11) IgG4

Molecular formula and molecular mass: the intact protein has a molecular formula of C<sub>6504</sub>H<sub>10004</sub>N<sub>1716</sub>O<sub>2036</sub>S<sub>46</sub>. The observed molecular weight of the most abundant form of the intact antibody is 148.9 kDa.

Structural formula: pembrolizumab is an IgG4 monoclonal antibody subtype and contains 32 cysteine residues. A correctly folded antibody molecule includes 4 disulfide linkages as interchain bonds and 12 intrachain bonds.

Physicochemical properties: Pembrolizumab drug substance solution is colorless to slightly yellow. The solution clarity is clear to opalescent. It is essentially free of extraneous particulates and may contain some proteinaceous particulates.

Pharmaceutical standard: professed.

#### Product Characteristics:

KEYTRUDA is an IgG4 monoclonal antibody subtype and is produced in Chinese hamster ovary cells by recombinant DNA technology.

#### Viral Inactivation:

Not applicable

### 14 CLINICAL TRIALS

#### 14.1 Clinical Trials by Indication

##### Melanoma

##### KEYNOTE-006: Controlled trial in melanoma patients naïve to treatment with ipilimumab

The safety and efficacy of Keytruda were investigated in KEYNOTE-006, a multicenter, controlled, Phase III study for the treatment of unresectable or metastatic melanoma in patients who were naïve to ipilimumab and who received no or one prior systemic therapy. Patients were randomized (1:1:1) to receive Keytruda at a dose of 10 mg/kg every 2 (n=279) or 3 weeks (n=277) or ipilimumab at a dose of 3 mg/kg every 3 weeks (n=278). Randomization was stratified by line of therapy, ECOG performance status, and PD-L1 expression status. The study excluded patients with autoimmune disease or those receiving immunosuppression; previous severe hypersensitivity to other monoclonal antibodies; and HIV, hepatitis B or hepatitis C infection. Patients with BRAF V600E mutant melanoma were not required to have received prior BRAF inhibitor therapy.

Patients were treated with Keytruda until disease progression, unacceptable toxicity, 24 months of therapy, or in the case of complete response, 6 months of therapy plus at least two doses beyond complete response. Clinically stable patients with initial evidence of disease progression were permitted to remain on treatment until disease progression was confirmed. Assessment of tumour status was performed at 12 weeks, then every 6 weeks through Week 48, followed by every 12 weeks thereafter.

**Table 66: Baseline Characteristics in KEYNOTE-006.**

	<b>Keytruda 10 mg/kg every 3 weeks n=277</b>	<b>Keytruda 10 mg/kg every 2 weeks n=279</b>	<b>Ipilimumab n=278</b>
Men	63%	58%	58%
Women	37%	42%	42%
Age (median)	63	61	62
Age (range)	22-89 years	18-89 years	18-88 years
Prior systemic therapies			
0	67%	66%	65%
1	33%	34%	35%
ECOG PS			
0	68%	70%	68%
1	32%	30%	32%
PD-L1 status*			
Positive	80%	81%	81%
Negative	19%	18%	17%
M-stage at study entry			
M0	3%	3%	5%
M1	1%	2%	2%
M1a	12%	8%	11%
M1b	15%	23%	19%
M1c	68%	64%	64%
Baseline LDH			
Normal	63%	69%	64%
Elevated	35%	29%	33%
BRAF status			
wild type	64%	63%	61%
V600 mutant	35%	35%	38%
History of Brain Metastases			
No	89%	91%	90%
Yes	10%	8%	10%
*Based on an immunohistochemistry research assay with the 22C3 anti-PD-L1 antibody. PD-L1 positive = membrane expression in $\geq 1\%$ of cells within tumour nests as assessed prospectively			

The median duration of exposure was 5.6 months (range: 1 day to 11.0 months) for Keytruda and similar in both treatment arms. Fifty-one and 46% of patients received Keytruda 10 mg/kg every 2 or 3 weeks, respectively, for  $\geq 6$  months. No patients in either arm received treatment for more than one year.

The primary efficacy outcome measures were overall survival (OS) and progression free survival (PFS; as assessed by Integrated Radiology and Oncology Assessment [IRO] review using Response Evaluation Criteria in Solid Tumours [RECIST 1.1]). Secondary efficacy outcome measures were overall response rate (ORR) and response duration. Table 67 summarizes key efficacy measures, and the Kaplan-Meier curves for OS and PFS are shown in Figure 1 and Figure 2.

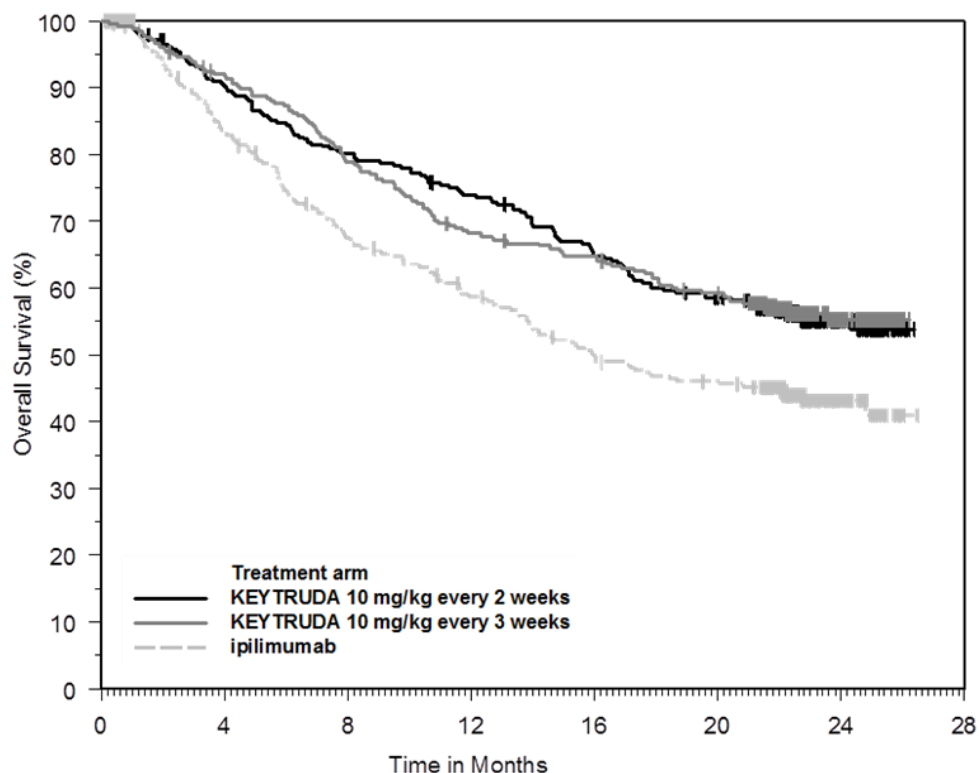
Based on a formal interim analysis for OS that occurred at a minimum of 12 months follow up in which 289 deaths were observed, pembrolizumab demonstrated clinically meaningful and statistically significant improvement in OS compared in patients with unresectable or metastatic melanoma previously untreated with ipilimumab. The OS HRs vs. ipilimumab were 0.69 (95% CI: 0.52, 0.90;  $p=0.00358$ ) for patients treated with Keytruda 10 mg/kg every 3 weeks and 0.63 (95% CI: 0.47, 0.83;  $p=0.00052$ ) for patients treated with Keytruda 10 mg/kg every 2 weeks. The OS rate at 12 months was 68.4% (95% CI: 62.5, 73.6) for patients treated with Keytruda 10 mg/kg every 3 weeks, 74.1% (95% CI: 68.5, 78.9) for patients treated with Keytruda 10 mg/kg every 2 weeks, and 58.2% (95% CI: 51.8, 64.0) for patients treated with ipilimumab. Median OS was not reached for any of the three treatment arms. The PFS HRs vs. ipilimumab were 0.58 (95% CI: 0.47, 0.72;  $p<0.00001$ ) for patients treated with Keytruda 10 mg/kg every 3 weeks and 0.58 (95% CI: 0.46, 0.72;  $p<0.00001$ ) for patients treated with Keytruda 10 mg/kg every 2 weeks. The median PFS in months was 4.1 (95% CI: 2.9, 6.9) for patients treated with Keytruda 10 mg/kg every 3 weeks, 5.5 (95% CI: 3.4, 6.9) for patients treated with Keytruda 10 mg/kg every 2 weeks, and 2.8 (95% CI: 2.8, 2.9) for patients treated with ipilimumab.

**Table 67: Response to Keytruda 10 mg/kg every 2 or 3 weeks in Patients with Ipilimumab Naïve Advanced Melanoma in KEYNOTE-006 (Intent-to-Treat Analysis).**

Endpoint	Keytruda 10 mg/kg every 3 weeks n=277	Keytruda 10 mg/kg every 2 weeks n=279	Ipilimumab n=278
<b>Primary Efficacy Outcome Measure OS</b>			
Number (%) of patients with event	92 (33%)	85 (30%)	112 (40%)
Hazard ratio <sup>†</sup> (95% CI)	0.69 (0.52, 0.90)	0.63 (0.47, 0.83)	---
p-Value <sup>‡</sup>	0.00358	0.00052	---
Median in months (95% CI)	Not reached (NA, NA)	Not reached (NA, NA)	Not reached (13, NA)
<b>Primary Efficacy Outcome Measure PFS by IRO*</b>			
Number (%) of patients with event	157 (57%)	157 (56%)	188 (68%)
Hazard ratio <sup>†</sup> (95% CI)	0.58 (0.47, 0.72)	0.58 (0.46, 0.72)	---
p-Value <sup>‡</sup>	<0.00001	<0.00001	---
Median in months (95% CI)	4.1 (2.9, 6.9)	5.5 (3.4, 6.9)	2.8 (2.8, 2.9)
<b>Secondary Efficacy Outcome Measure Best Overall Response by IRO*</b>			
ORR % (95% CI)	33% (27, 39)	34% (28, 40)	12% (8, 16)
Complete response n (%)	17 (6%)	14 (5%)	4 (1%)
Partial response n (%)	74 (27%)	80 (29%)	29 (10%)

Endpoint	Keytruda 10 mg/kg every 3 weeks n=277	Keytruda 10 mg/kg every 2 weeks n=279	Ipilimumab n=278
<b>Secondary Efficacy Outcome Measure Response Duration<sup>§</sup> by IRO*</b>			
Median in months (range)	Not reached (1.4+, 8.1+)	8.3 (1.4+, 8.3)	Not reached (1.1+, 7.9+)
*IRO = Independent radiology plus oncologist review using RECIST 1.1 †Hazard ratio (Keytruda compared to ipilimumab) based on the Cox proportional hazard model stratified by line of therapy, ECOG performance status, and PD-L1 expression status ‡Based on stratified Log rank test §Based on patients with a best overall response as confirmed complete or partial response NA = not available			

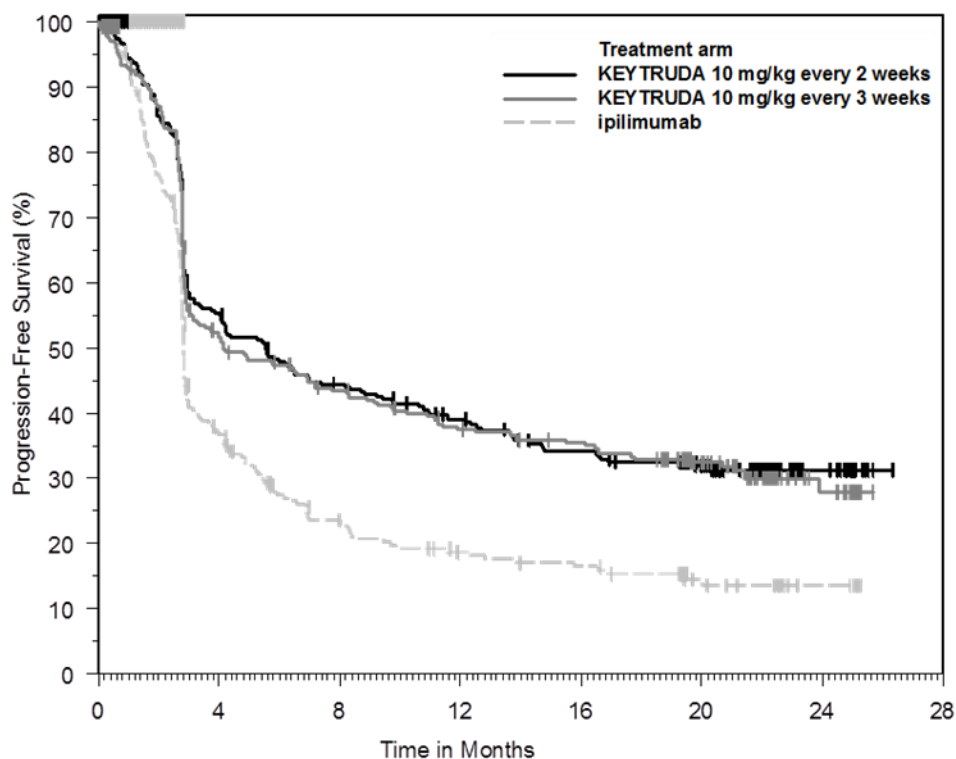
**Figure 1: Kaplan-Meier Curve for Overall Survival by Treatment Arm in KEYNOTE-006 (Intent to Treat Population) \***



Number at Risk	0	4	8	12	16	20	24	28
KEYTRUDA 10 mg/kg every 2 weeks:	279	249	221	202	176	156	44	0
KEYTRUDA 10 mg/kg every 3 weeks:	277	251	215	184	174	156	43	0
ipilimumab:	278	213	170	145	122	110	28	0

*\*based on the final analysis with an additional follow-up of 9 months (total of 383 deaths as pre-specified in the protocol)*

**Figure 2: Kaplan-Meier Curve for Progression-Free Survival (Based on IRO) by Treatment Arm in KEYNOTE-006 (Intent to Treat Population) \***



Number at Risk	0	4	8	12	16	20	24	28
KEYTRUDA 10 mg/kg every 2 weeks:	279	148	116	98	82	52	16	0
KEYTRUDA 10 mg/kg every 3 weeks:	277	136	111	91	84	60	13	0
ipilimumab:	278	88	48	34	29	16	5	0

\*based on the final analysis with an additional follow-up of 9 months (total of 566 events)

#### Sub-population analysis by PD-L1 status

In a subgroup analysis of KEYNOTE-006, the association between PD-L1 expression status using pre-defined 1% expression levels and efficacy measures suggested a clinically important signal predictive of the treatment effect in PFS and OS. In PD-L1 positive patients, pembrolizumab demonstrated improved efficacy vs ipilimumab in ipilimumab-naïve subjects with advanced melanoma across all efficacy endpoints. In contrast, no meaningful difference was detected in efficacy between the treatment groups in the PD-L1 negative patients. Among patients who were evaluable for PD-L1 expression (98%), 82% were PD-L1 positive and 18% were PD-L1 negative. The PFS HRs (pooled pembrolizumab [10 mg/kg every 2 or 3 weeks] vs. ipilimumab) were 0.53 (95% CI: 0.43, 0.65) for PD-L1 positive patients and 0.73 (95% CI: 0.47, 1.11) for PD-L1 negative patients. The OS HRs for pooled pembrolizumab vs. ipilimumab were 0.56 (95% CI: 0.43, 0.73) for PD-L1 positive patients and 0.95 (95% CI: 0.56, 1.62) for PD-L1 negative patients.

#### Sub-population analysis by BRAF mutation status

A subgroup analysis of KEYNOTE-006 in patients who were BRAF wild type, BRAF mutant without prior BRAF treatment and BRAF mutant with prior BRAF treatment was performed. The PFS hazard ratios (HRs) (pooled Keytruda [10 mg/kg every 2 or 3 weeks] vs. ipilimumab) were 0.57 (95% CI: 0.45, 0.73) for BRAF wild type, 0.50 (95% CI: 0.32, 0.77) for BRAF mutant without prior BRAF treatment, and 0.73 (95%

CI: 0.48, 1.11) for BRAF mutant with prior BRAF treatment. The OS HRs for pooled Keytruda vs. ipilimumab were 0.61 (95% CI: 0.46, 0.82) for BRAF wild type, 0.69 (95% CI: 0.33, 1.45) for BRAF mutant without prior BRAF treatment, and 0.75 (95% CI: 0.45, 1.26) for BRAF mutant with prior BRAF treatment. ORR for pooled Keytruda vs. ipilimumab was 34% vs. 13% for BRAF wild type, 41% vs. 13% for BRAF mutant without prior BRAF treatment, and 21% vs. 6% for BRAF mutant with prior BRAF treatment.

*KEYNOTE-002: Controlled trial in melanoma patients previously treated with ipilimumab*

The safety and efficacy of Keytruda were investigated in KEYNOTE-002, a Phase II multicenter, randomized (1:1:1)-controlled study for the treatment of unresectable or metastatic melanoma in patients previously treated with ipilimumab and if BRAF V600 mutation-positive, a BRAF or MEK inhibitor. The treatment arms consisted of Keytruda 2 mg/kg or 10 mg/kg intravenously every 3 weeks or investigator's choice of any of the following chemotherapy regimens: dacarbazine 1000 mg/m<sup>2</sup> intravenously every 3 weeks (26%); temozolomide 200 mg/m<sup>2</sup> orally once daily for 5 days every 28 days (25%); carboplatin AUC 6 intravenously plus paclitaxel 225 mg/m<sup>2</sup> intravenously every 3 weeks for four cycles then carboplatin AUC of 5 plus paclitaxel 175 mg/m<sup>2</sup> every 3 weeks (25%); paclitaxel 175 mg/m<sup>2</sup> intravenously every 3 weeks (16%); or carboplatin AUC 5 or 6 intravenously every 3 weeks (8%). Randomization was stratified by ECOG performance status (0 vs. 1), LDH levels (normal vs. elevated [ $\geq$  110% ULN]) and BRAF V600 mutation status (wild-type [WT] or V600E). The trial included patients with unresectable or metastatic melanoma with progression of disease; refractory to two or more doses of ipilimumab (3 mg/kg or higher) and, if BRAF V600 mutation-positive, a BRAF or MEK inhibitor; and disease progression within 24 weeks following the last dose of ipilimumab. The study excluded patients with: uveal melanoma and active brain metastasis; autoimmune disease or those receiving immunosuppression; a history of severe or life-threatening immune-mediated adverse reactions from treatment with ipilimumab, defined as any Grade 4 toxicity or Grade 3 toxicity requiring corticosteroid treatment (greater than 10 mg/day prednisone or equivalent dose) for greater than 12 weeks; previous severe hypersensitivity to other monoclonal antibodies; a history of pneumonitis or interstitial lung disease; HIV, hepatitis B or hepatitis C infection.

Patients received Keytruda until: unacceptable toxicity; disease progression that was symptomatic; was rapidly progressive; required urgent intervention; occurred with a decline in performance status, or was confirmed at 4 to 6 weeks with repeat imaging; withdrawal of consent; or physician's decision to stop therapy for the patient. Assessment of tumour status was performed at 12 weeks after randomization, then every 6 weeks through week 48, followed by every 12 weeks thereafter. Patients on chemotherapy who experienced independently-verified progression of disease after the first scheduled disease assessment were able to crossover and receive 2 mg/kg or 10 mg/kg of Keytruda every 3 weeks in a double-blind fashion.

**Table 68: Baseline Characteristics in KEYNOTE-002.**

	<b>Keytruda 2 mg/kg every 3 weeks n=180</b>	<b>Keytruda 10 mg/kg every 3 weeks n=181</b>	<b>Chemotherapy* n=179</b>
Men	58%	60%	64%
Women	42%	40%	36%
Age (median)	62	60	63
Age (range)	15-87 years	27-89 years	27-87 years
Prior systemic therapies			
At least 2	77%	70%	74%
3 or more	33%	34%	30%
ECOG PS			
0	54%	55%	55%
1	44%	45%	45%
M-stage at study entry			
M0	1%	1%	1%
M1a	5%	7%	8%
M1b	12%	9%	8%
M1c	82%	82%	82%
Baseline LDH			
Normal	56%	59%	61%
Elevated	43%	40%	39%
BRAF status			
wild type	76%	78%	77%
V600 mutant	24%	22%	24%
* Chemotherapy: dacarbazine, temozolomide, carboplatin plus paclitaxel, paclitaxel, or carboplatin			

The median duration of exposure to Keytruda 2 mg/kg every 3 weeks was 3.7 months (range: 1 day to 32.5 months) and to Keytruda 10 mg/kg every 3 weeks was 4.8 months (range: 1 day to 31.8 months). The data described below reflect exposure to Keytruda 2 mg/kg in 37% of patients exposed to Keytruda for  $\geq 6$  months and in 22% of patients exposed for  $\geq 12$  months. In the Keytruda 10 mg/kg arm, 41% of patients were exposed to Keytruda for  $\geq 6$  months and 28% of patients were exposed to Keytruda for  $\geq 12$  months.

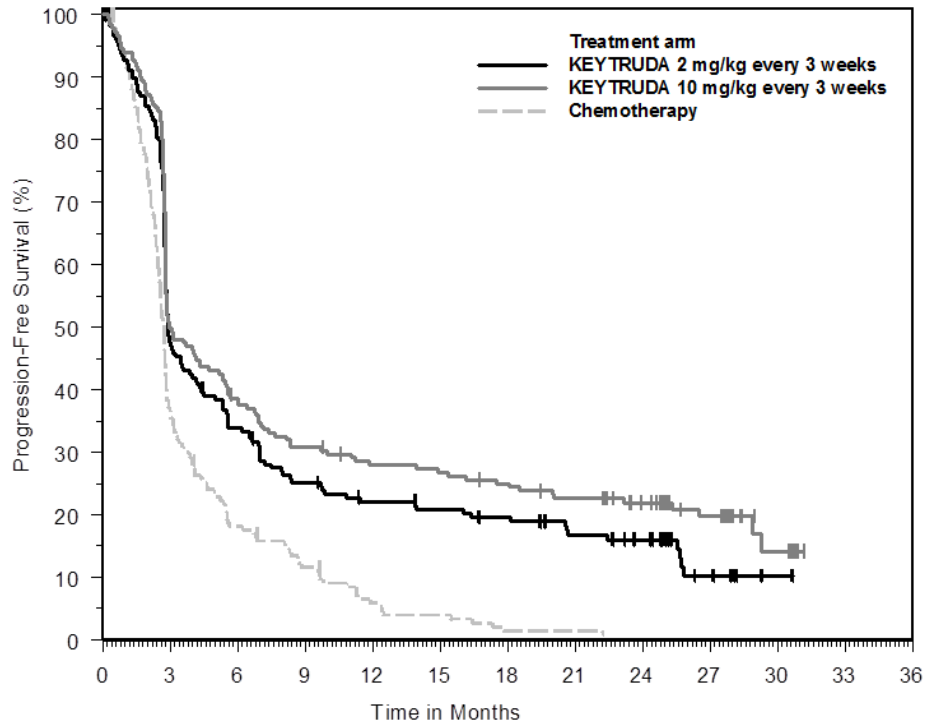
The co-primary efficacy outcome measures were PFS (as assessed by IRO review using RECIST 1.1), and OS. Secondary efficacy outcome measures were ORR and response duration. Table 69 summarizes key efficacy measures in patients previously treated with ipilimumab. Both pembrolizumab arms were superior to chemotherapy for PFS. There was no statistically significant difference between pembrolizumab and chemotherapy in the final OS analysis that was not adjusted for the potentially confounding effects of crossover. Of the patients randomized to the chemotherapy arm, 55% crossed over and subsequently received treatment with Keytruda.

**Table 69: Response to Keytruda 2 mg/kg or 10 mg/kg every 3 weeks in Patients with Unresectable or Metastatic Melanoma in KEYNOTE-002.**

Endpoint	Keytruda 2 mg/kg every 3 weeks n=180	Keytruda 10 mg/kg every 3 weeks n=181	Chemotherapy n=179
<b>PFS<sup>§</sup> by IRO<sup>¶</sup></b>			
Number (%) of patients with event	129 (72%)	126 (70%)	155 (87%)
Hazard ratio <sup>†</sup> (95% CI)	0.57 (0.45, 0.73)	0.50 (0.39, 0.64)	---
p-Value <sup>‡</sup>	<0.0001	<0.0001	---
Median in months (95% CI)	2.9 (2.8, 3.8)	2.9 (2.8, 4.7)	2.7 (2.5, 2.8)
<b>OS*</b>			
Number (%) of patients with event	123 (68%)	117 (65%)	128 (72%)
Hazard ratio <sup>†</sup> (95% CI)	0.86 (0.67, 1.10)	0.74 (0.57, 0.96)	--
p-Value <sup>‡</sup>	0.117	0.011 <sup>#</sup>	--
Median in months (95% CI)	13.4 (11.0, 16.4)	14.7 (11.3, 19.5)	11.0 (8.9, 13.8)
*Based on final analysis			
<sup>†</sup> Hazard ratio (Keytruda compared to chemotherapy) based on the stratified Cox proportional hazard model			
<sup>‡</sup> Based on stratified Log rank test			
<sup>§</sup> Based on second interim analysis			
<sup>¶</sup> IRO = Independent radiology plus oncologist review using RECIST 1.1			
<sup>#</sup> Not statistically significant compared to multiplicity adjusted significance level of 0.01			

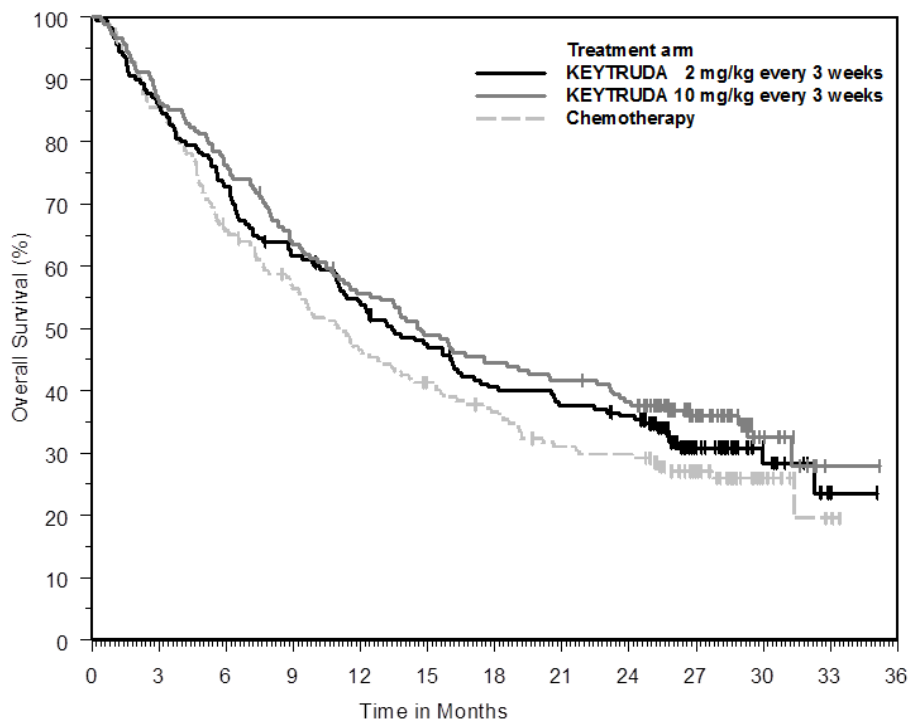
Based on the second interim analysis the ORR was 21% (95% CI: 15, 28), 25% (95% CI: 19, 32) and 4% (95%: CI 2, 9) for the Keytruda 2 mg/kg every 3 weeks, Keytruda 10 mg/kg every 3 weeks, and chemotherapy arms, respectively. ORR consisted of 4 (2%) complete responses and 34 (19%) partial responses for the Keytruda 2 mg/kg treatment arm, 5 (3%) complete responses and 41 (23%) partial responses for the Keytruda 10mg/kg treatment arm, and 0 (0%) complete responses and 8 (4%) partial responses for the chemotherapy arm.

**Figure 3: Kaplan-Meier Curve for Progression-Free Survival (Based on IRO) by Treatment Arm in KEYNOTE-002 (Intent to Treat Population)**



Number at Risk	0	3	6	9	12	15	18	21	24	27	30	36
KEYTRUDA 2 mg/kg every 3 weeks:	180	59	36	29	19	1	0	0	0	0	0	0
KEYTRUDA 10 mg/kg every 3 weeks:	181	69	48	42	30	5	0	0	0	0	0	0
Chemotherapy:	179	31	9	2	1	0	0	0	0	0	0	0

**Figure 4: Kaplan-Meier Curve for Overall Survival by Treatment Arm in KEYNOTE-002 (Intent to Treat Population)**



Number at Risk	0	3	6	9	12	15	18	21	24	27	30	33	36
KEYTRUDA 2 mg/kg every 3 weeks:	180	131	95	70	61	11	0						
KEYTRUDA 10 mg/kg every 3 weeks:	181	138	99	79	67	12	0						
Chemotherapy:	179	115	80	60	48	9	0						

### Adjuvant Melanoma

#### KEYNOTE-716: Placebo-controlled trial for the adjuvant treatment of patients with completely resected Stage IIB or IIC melanoma

The efficacy of Keytruda was investigated in KEYNOTE-716, a multicenter, randomized, double-blind, placebo-controlled trial in patients with completely resected stage IIB or IIC melanoma. A total of 976 patients were randomized (1:1) to receive Keytruda 200 mg or the pediatric ( $\geq 12$  years old) dose of Keytruda 2 mg/kg intravenously (up to a maximum of 200 mg) every three weeks (n=487) or placebo (n=489) for up to one year until disease recurrence or unacceptable toxicity. Randomization was stratified by American Joint Committee on Cancer 8<sup>th</sup> edition (AJCC) T stage (T3b, T4a, and T4b). Patients must not have been previously treated for melanoma beyond complete surgical resection for their melanoma prior to study entry. Patients with active autoimmune disease or a medical condition that required immunosuppression or mucosal or ocular melanoma were ineligible. Patients underwent imaging every 6 months for 1 year from randomization, every 6 months from years 2 to 4, and then once in year 5 from randomization or until recurrence, whichever came first.

Among the 976 patients, the baseline characteristics were: median age of 61 years (range: 16 to 87; 2 adolescent patients [one per treatment arm, 16 and 17 years of age]), 39% age 65 or older; 60% male; and 93% ECOG PS of 0 and 7% ECOG PS of 1. Sixty-four percent had stage IIB and 35% had stage IIC. The primary efficacy outcome measure was investigator-assessed recurrence free survival (RFS) in the whole population, where RFS was defined as the time between the date of randomization and the date of first recurrence (local, regional, or distant metastasis) or death, whichever occurs first. New primary

melanomas were not included in the definition of RFS. The secondary outcome measures were distant metastasis-free survival (DMFS) and overall survival (OS) in the whole population. OS was not assessed at the time of these analyses.

The trial demonstrated a statistically significant improvement in RFS at the first pre-specified interim analysis with a median follow-up of 14.3 months and, for DMFS at the third pre-specified interim analysis with a median follow up of 26.9 months, as summarized in Table 70.

**Table 70: Efficacy Results in KEYNOTE-716**

<b>Endpoint</b>	<b>Keytruda 200 mg every 3 weeks n=487</b>	<b>Placebo  n=489</b>
<b>RFS</b>		
Number (%) of patients with event	54 (11%)	82 (17%)
Median in months (95% CI)	NR (22.6, NR)	NR (NR, NR)
Hazard ratio* (95% CI)	0.65 (0.46, 0.92)	
p-Value (stratified log-rank) †	0.00658‡	
<b>DMFS</b>		
Number (%) of patients with event	63 (13%)	95 (19%)
Median in months (95% CI)	NR (NR, NR)	NR (NR, NR)
Hazard ratio* (95% CI)	0.64 (0.47, 0.88)	
p-Value (stratified log-rank)	0.00292 <sup>ξ</sup>	

\*Based on the stratified Cox proportional hazard model

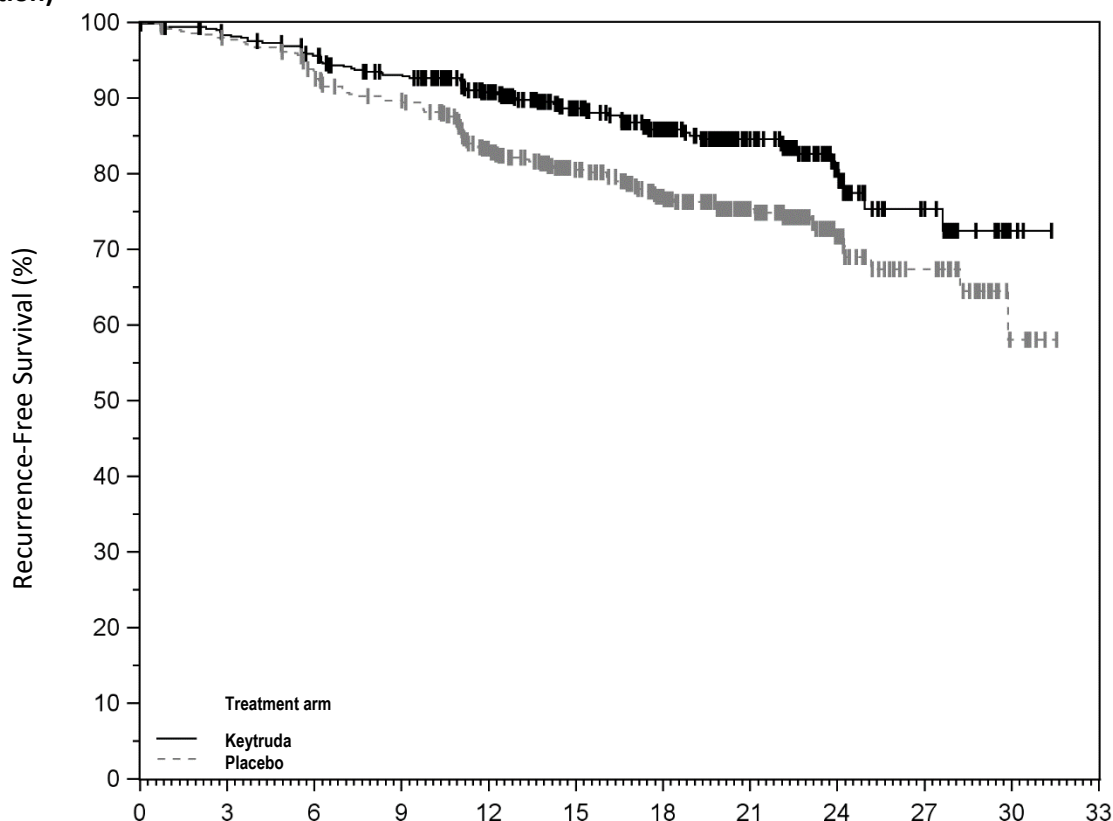
NR=not reached

† One-sided p-value based on log-rank test stratified by melanoma T Stage (T3b vs. T4a vs. T4b)

‡ p-Value is compared with 0.0101 of the allocated alpha for this interim analysis.

ξ p-Value is compared with 0.0128 of the allocated alpha for this interim analysis.

**Figure 5: Kaplan-Meier Curve for Recurrence-Free Survival in KEYNOTE-716 (Intent to Treat Population)**



	Time in Months											
Number at Risk	0	3	6	9	12	15	18	21	24	27	30	33
Keytruda	487	471	454	432	369	300	229	149	60	28	3	0
Placebo	489	476	451	425	352	273	213	151	63	34	6	0

An updated pre-specified final RFS analysis was performed with a median follow-up time of 20.5 months (range: 4.6 to 32.7 months). At the time of this updated RFS analysis, the hazard ratio was 0.61 (95% CI: 0.45, 0.82) (Figure 5). At final analysis for RFS and DMFS with a median follow-up time of 20.5 months and 38.5 months, respectively, the RFS and DMFS results remained consistent with the interim analysis.

**KEYNOTE-054: Placebo-controlled trial for the adjuvant treatment of patients with completely resected stage III melanoma**

The efficacy of Keytruda was evaluated in KEYNOTE-054, a multicenter, randomized double-blind, placebo-controlled trial in patients with completely resected stage IIIA (>1 mm lymph node metastasis), IIIB or IIIC melanoma. A total of 1019 patients were randomized (1:1) to receive Keytruda 200 mg every 3 weeks (n=514) or placebo (n=505), for up to one year until disease recurrence or unacceptable toxicity. The study design included reinitiation with Keytruda for subsequent disease recurrence that occurs >6 months after completion of one year of adjuvant treatment. Randomization was stratified by American Joint Committee on Cancer 7th edition (AJCC) stage (IIIA vs. IIIB vs. IIIC 1-3 positive lymph

nodes vs. IIIC  $\geq$  4 positive lymph nodes) and geographic region (North America, European countries, Australia, and other countries as designated). Patients must have undergone lymph node dissection and if indicated, radiotherapy within 13 weeks prior to starting treatment. Patients with active autoimmune disease or a medical condition that required immunosuppression or mucosal or ocular melanoma were ineligible.

Patients underwent imaging every 12 weeks after the first dose of Keytruda for the first two years, then every 6 months from year 3 to 5, and then annually.

**Table 71: Baseline Characteristics in KEYNOTE-054.**

	<b>Keytruda 200 mg every 3 weeks n=514</b>	<b>Placebo n=505</b>
Men	63%	60%
Women	37%	40%
Age (median)	54 years	54 years
Age (range)	19 to 88 years	19 to 83 years
Age ( $\geq$ 65)	24%	25%
ECOG PS		
0	94%	94%
1	6%	6%
Stage		
IIIA (> 1 mm)	16%	16%
IIIB	46%	46%
IIIC (1-3 positive lymph nodes)	18%	18%
IIIC ( $\geq$ 4 positive lymph nodes)	20%	20%
BRAF Status		
Mutation Detected	48%	52%
Mutation Not Detected	45%	42%
Unknown	7%	6%
PD-L1 Status*		
Positive	83%	84%
Negative	11%	11%
Unknown	5%	5%
* Tumour PD-L1 expression was assessed by an immunohistochemistry research assay. Results were recorded as positive ( $\geq$ 1% PD-L1), negative (<1% PD-L1) or unknown level of expression (indeterminate PD-L1).		

The median duration of exposure to Keytruda was 11.7 months (range: 1 day to 21 months).

The primary efficacy outcome measures were investigator-assessed recurrence-free survival (RFS) in the ITT population and in the subgroup of patients with PD-L1 positive tumours. RFS was defined as the time between the date of randomization and the date of first recurrence (local, regional, or distant metastasis) or death, whichever occurs first. The secondary outcome measures were distant metastasis-free survival (DMFS) and OS in the ITT population and in the subgroup of patients with PD-L1 positive tumours. The trial demonstrated statistically significant improvement in RFS at the pre-specified interim analysis for patients randomized to the Keytruda arm compared with placebo with a

median follow-up of 16.0 months. A pre-specified DMFS analysis was conducted with a median follow-up time of 45.5 months. At the time of the DMFS analysis, OS was not formally assessed. Efficacy results are summarized in Table 72 and Figure 6.

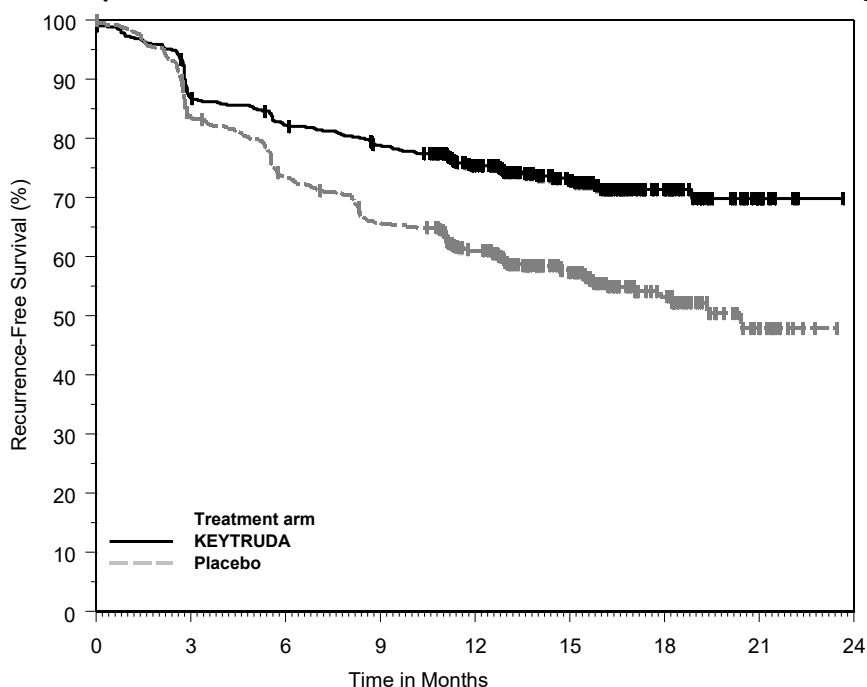
**Table 72: Efficacy Results in KEYNOTE-054.**

Endpoint	Keytruda 200 mg every 3 weeks n=514	Placebo n=505
<b>RFS *</b>		
Number (%) of patients with event	135 (26%)	216 (43%)
Median in months (95% CI)	NR (NR, NR)	20.4 (16.2, NR)
Hazard ratio <sup>†</sup> (98% CI)	0.57 (0.43, 0.74)	
p-Value	<0.0001 <sup>‡</sup>	
RFS at 6 months	82%	73%
RFS at 12 months	75%	61%
<b>DMFS §</b>		
Number (%) of patients with event	173 (34%)	245 (49%)
DMFS rate at 42 months	65%	49%
Median in months (95% CI)	NR (49.6, NR)	40.0 (27.7, NR)
Hazard ratio <sup>†</sup> (95% CI)	0.60 (0.49, 0.73)	
p Value (stratified log rank)	< 0.0001 <sup>¶</sup>	
* At pre-specified interim analysis † Based on the stratified Cox proportional hazard model ‡ p-Value (based on stratified log rank test) is compared with 0.014 of the allocated alpha for this interim analysis. § At DMFS analysis ¶ p-value (based on stratified log-rank test) is compared with 0.014 of the allocated alpha for this interim analysis NR = not reached		

For patients with PD-L1 positive tumours, the RFS HR (Keytruda versus placebo) was 0.54 (95% CI: 0.42, 0.69). The RFS benefit for Keytruda compared to placebo was observed regardless of tumour PD-L1 expression or BRAF mutation status.

For patients with PD-L1 positive tumors, the DMFS HR (Keytruda versus placebo) was 0.61 (95% CI: 0.49, 0.76). The DMFS benefit for Keytruda compared to placebo was observed regardless of tumor PD-L1 expression or BRAF mutation status.

**Figure 6: Kaplan-Meier Curve for Recurrence-Free Survival in KEYNOTE-054 (Intent to Treat Population)**



Number at Risk	0	3	6	9	12	15	18	21	24
KEYTRUDA:	514	438	413	392	313	182	73	15	0
Placebo:	505	415	363	323	264	157	60	15	0

### Non-Small Cell Lung Carcinoma

#### *KEYNOTE-024: Controlled trial of NSCLC patients naive to treatment*

The efficacy of Keytruda was investigated in KEYNOTE-024, a multicenter, open-label randomized, controlled trial. Key eligibility criteria were metastatic NSCLC, PD-L1 expression tumour proportion score (TPS) of 50% or greater by an immunohistochemistry assay using the PD-L1 IHC 22C3 pharmDx\* Kit, and no prior systemic treatment for metastatic NSCLC. Patients with EGFR or ALK genomic tumour aberrations; autoimmune disease that required systemic therapy within 2 years of treatment; a medical condition that required immunosuppression; or who had received more than 30 Gy of thoracic radiation within the prior 26 weeks were ineligible. Randomization was stratified by ECOG performance status (0 vs 1), histology (squamous vs non-squamous), and geographic region (East Asia vs. non-East Asia). Patients were randomized (1:1) to receive Keytruda 200 mg intravenously every 3 weeks (n = 154) or investigator's choice of any of the following platinum-containing chemotherapy regimens (n = 151):

- Pemetrexed 500 mg/m<sup>2</sup> every 3 weeks and carboplatin AUC 5 to 6 mg/mL/min every three weeks on Day 1 for 4 to 6 cycles followed by optional pemetrexed 500 mg/m<sup>2</sup> every 3 weeks for patients with non-squamous histologies;
- Pemetrexed 500 mg/m<sup>2</sup> every 3 weeks and cisplatin 75 mg/m<sup>2</sup> every 3 weeks on Day 1 for 4 to 6 cycles followed by optional pemetrexed 500 mg/m<sup>2</sup> every 3 weeks for patients with non-squamous histologies;
- Gemcitabine 1250 mg/m<sup>2</sup> on days 1 and 8 and cisplatin 75 mg/m<sup>2</sup> every 3 weeks on Day 1 for 4 to 6 cycles;
- Gemcitabine 1250 mg/m<sup>2</sup> on Days 1 and 8 and carboplatin AUC 5 to 6 mg/mL/min every 3 weeks on day 1 for 4 to 6 cycles; or

- Paclitaxel 200 mg/m<sup>2</sup> every 3 weeks and carboplatin AUC 5 to 6 mg/mL/min every 3 weeks on Day 1 for 4 to 6 cycles followed by optional pemetrexed maintenance (for non-squamous histologies).

Treatment with Keytruda continued until RECIST 1.1-defined progression of disease as determined by an independent radiology committee or unacceptable toxicity. Treatment could continue beyond disease progression if the patient was clinically stable and was considered to be deriving clinical benefit by the investigator. Patients without disease progression were treated for up to 24 months or 35 administrations, whichever was longer. Subsequent disease progression could be retreated for up to one additional year. Patients on chemotherapy who experienced independently-verified progression of disease were able to crossover and receive Keytruda.

**Table 73: Baseline Characteristics in KEYNOTE-024.**

	<b>Keytruda 200 mg every 3 weeks n=154</b>	<b>Chemotherapy n=151</b>
Men	60%	63%
Women	40%	37%
Age (median)	65	66
Age (range)	33-90 years	38-85 years
<b>ECOG PS</b>		
0	35%	35%
1	64%	65%
2	1%	0%
<b>Geographic region</b>		
East Asia	14%	13%
Non-East Asia	86%	87%
<b>Histology</b>		
Squamous	19%	18%
Non-squamous	81%	82%
<b>Cancer stage at study entry</b>		
IIIB	1%	1%
IV	99%	99%

The median duration of exposure was 7.0 months (range 1 day to 18.7 months) in the Keytruda arm and 3.5 months (range 1 day to 16.8 months) in the chemotherapy arm.

The primary efficacy outcome measure was PFS as assessed by blinded independent central review (BICR) using RECIST 1.1. Assessment of tumour status was performed every 9 weeks. Secondary efficacy outcome measures were OS and ORR (as assessed by BICR using RECIST 1.1). Table 74 summarizes key efficacy measures for the entire ITT population.

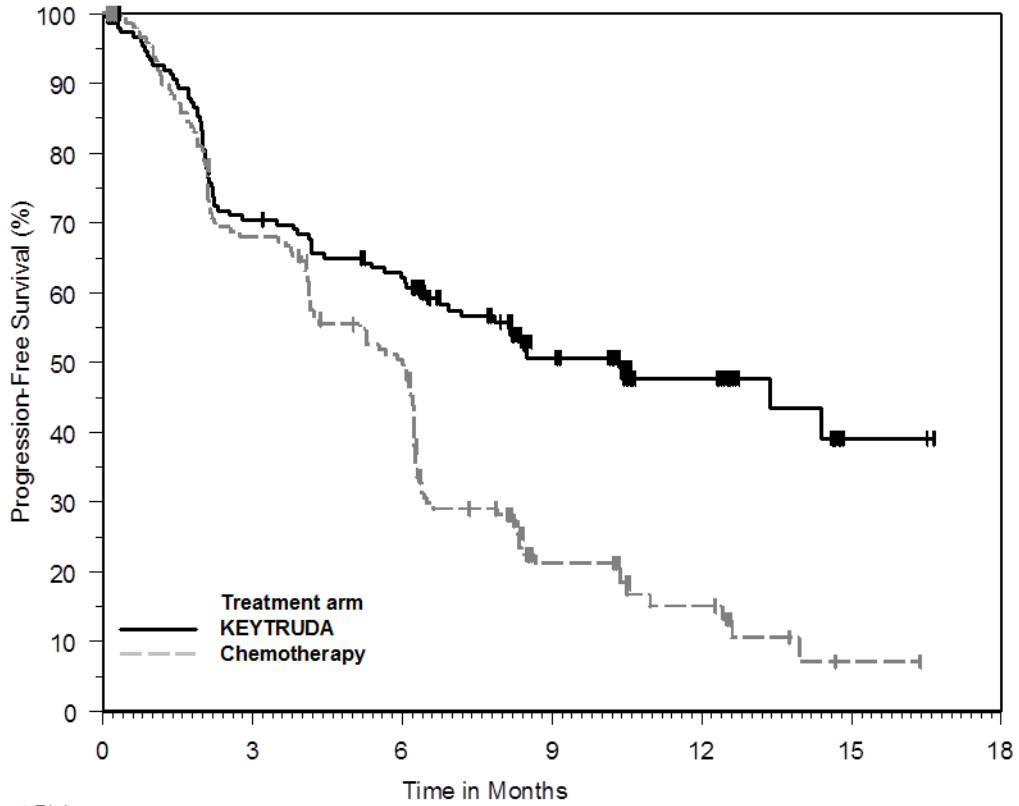
**Table 74: Efficacy Results in KEYNOTE-024.**

Endpoint	Keytruda 200 mg every 3 weeks n=154	Chemotherapy n=151
<b>Primary Efficacy Outcome Measure PFS*</b>		
Number (%) of patients with event	73 (47%)	116 (77%)
Hazard ratio <sup>†</sup> (95% CI)	0.50 (0.37, 0.68)	---
p-Value <sup>‡</sup>	<0.001	---
Median in months (95% CI)	10.3 (6.7, NA)	6.0 (4.2, 6.2)
<b>Key Secondary Efficacy Outcome Measure OS</b>		
Number (%) of patients with event	44 (29%)	64 (42%)
Hazard ratio <sup>†</sup> (95% CI)	0.60 (0.41, 0.89)	---
p-Value <sup>‡</sup>	0.005	---
Median in months (95% CI)	Not reached (NA, NA)	Not reached (9.4, NA)
<b>Secondary Efficacy Outcome Measure Objective Response Rate*</b>		
ORR % (95% CI)	45% (37, 53)	28% (21, 36)
Complete Response %	4%	1%
Partial Response %	41%	27%
* Assessed by BICR using RECIST 1.1		
† Hazard ratio (Keytruda compared to chemotherapy) based on the stratified Cox proportional hazard model		
‡ Based on stratified Log rank test		
NA = not available		

In exploratory subgroup analyses, a reduced survival benefit of Keytruda compared to chemotherapy was observed in females as well as in never-smokers. In females, the HR for PFS was 0.75 (95% CI: 0.46, 1.21) and the HR for OS was 0.95 (95% CI: 0.50, 1.83). In never-smokers, the HR for PFS was 0.90 (95% CI: 0.11, 7.59) and the HR for OS was 1.69 (95% CI: 0.19, 15.25).

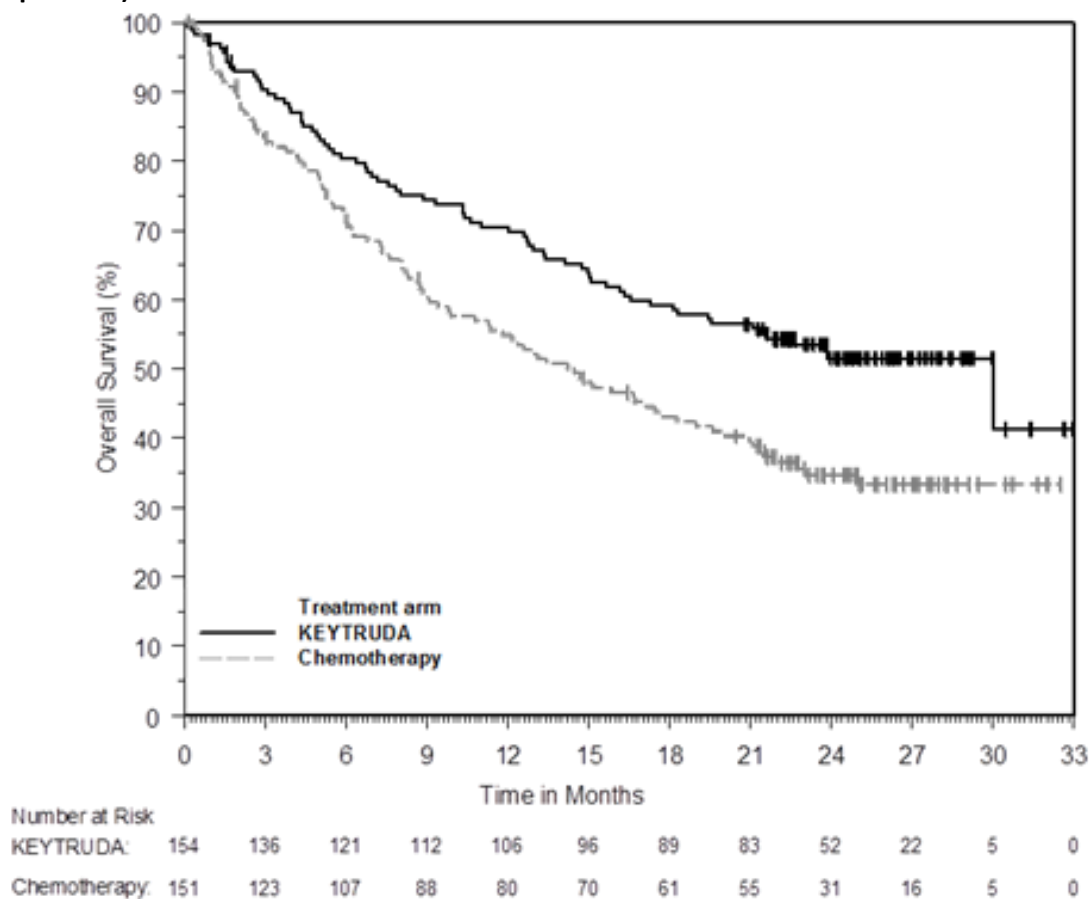
The final OS analysis was performed at a median follow-up of 25 months after 169 patient events (73 for Keytruda and 96 for chemotherapy). Median OS was 30.0 months (95% CI: 18.3, NA) for Keytruda and 14.2 months (95% CI: 9.8, 19.0) for chemotherapy. The OS HR was 0.63 (95% CI: 0.47, 0.86). See Figure 8.

**Figure 7: Kaplan-Meier Curve for Progression-Free Survival by Treatment Arm in KEYNOTE-024 (Intent to Treat Population)**



	0	3	6	9	12	15	18
Number at Risk							
KEYTRUDA:	154	104	89	44	22	3	1
Chemotherapy:	151	99	70	18	9	1	0

**Figure 8: Kaplan-Meier Curve for Overall Survival by Treatment Arm in KEYNOTE-024 (Intent to Treat Population)**



**KEYNOTE-042: Controlled trial of NSCLC patients naïve to treatment**

The efficacy of Keytruda was investigated in KEYNOTE-042, a multicenter, randomized, controlled trial conducted in 1274 patients with stage III NSCLC who were not candidates for surgical resection or definitive chemoradiation, or patients with metastatic NSCLC. Only patients whose tumours expressed PD-L1 (TPS  $\geq$  1%) by an immunohistochemistry assay using the PD-L1 IHC 22C3 pharmDx kit and who had not received prior systemic treatment for metastatic NSCLC were eligible. Patients with EGFR or ALK genomic tumour aberrations; autoimmune disease that required systemic therapy within 2 years of treatment; a medical condition that required immunosuppression; or who had received more than 30 Gy of thoracic radiation within the prior 26 weeks were ineligible. Patients were randomized (1:1) to receive Keytruda 200 mg every 3 weeks (n=637) or investigator’s choice platinum-containing chemotherapy (n=637, including pemetrexed+carboplatin or paclitaxel+carboplatin. Patients with non-squamous NSCLC could receive pemetrexed maintenance). Patients were treated with Keytruda until unacceptable toxicity or disease progression. Treatment could continue beyond disease progression if the patient was clinically stable and was considered to be deriving clinical benefit by the investigator. Patients without disease progression could be treated for up to 24 months. Treatment with Keytruda could be reinitiated for subsequent disease progression and administered for up to one additional year. Assessment of tumour status was performed every 9 weeks for the first 45 weeks and every 12 weeks thereafter.

Among the 1274 patients in KEYNOTE-042, baseline characteristics were: median age 63 years (45% age 65 or older); 71% male; 64% White; 30% Asian; 19% Hispanic or Latino; and 31% and 69% with an ECOG performance status 0 and 1, respectively. Disease characteristics were: squamous (39%) and non-squamous (61%); M0 (13%); M1 (87%); and treated brain metastases (6%). Forty-seven percent of patients had TPS  $\geq$  50%, and 53% had TPS 1 to 49%.

The primary efficacy outcome measure was OS. Secondary efficacy outcome measures were PFS and ORR as assessed by blinded independent central review (BICR) using RECIST 1.1. Table 75 summarizes key efficacy measures for the entire ITT population (TPS  $\geq$  1%).

**Table 75: Efficacy results (PD-L1 TPS  $\geq$  1%) in KEYNOTE-042.**

Endpoint	Keytruda 200 mg every 3 weeks (n=637)	Chemotherapy (n=637)
<b>Primary Efficacy Outcome Measure OS</b>		
Number (%) of patients with event	422 (66%)	481 (76%)
Hazard ratio* (95% CI)	0.82 (0.71, 0.93)	
p-Value <sup>†</sup>	0.0013	
Median in months (95% CI)	16.4 (14.0, 19.7)	12.1 (11.3, 13.3)
<b>Secondary Efficacy Outcome Measure PFS<sup>‡</sup></b>		
Number (%) of patients with event	532 (84%)	541 (85%)
Hazard ratio*. <sup>§</sup> (95% CI)	1.06 (0.93, 1.19)	
Median in months (95% CI)	5.4 (4.3, 6.2)	6.6 (6.3, 7.3)
<b>Secondary Efficacy Outcome Measure Overall response rate<sup>‡</sup></b>		
ORR % <sup>§</sup> (95% CI)	27% (24, 31)	27% (23, 30)
Complete response %	0.5%	0.5%
Partial response %	27%	26%
* Hazard ratio (Keytruda compared to chemotherapy) based on the stratified Cox proportional hazard model		
<sup>†</sup> Based on stratified Log rank test		
<sup>‡</sup> Assessed by BICR using RECIST 1.1		
<sup>§</sup> Not evaluated for statistical significance as a result of the sequential testing procedure for the secondary endpoints.		

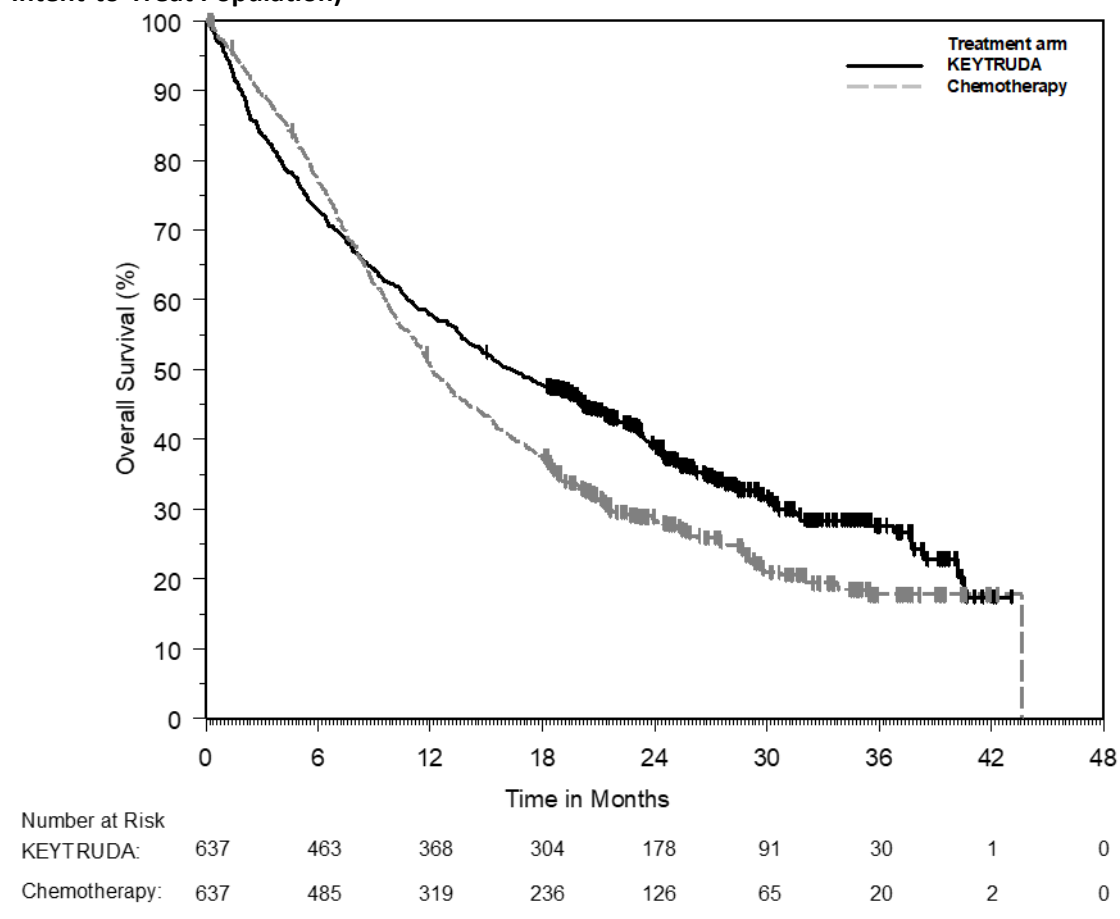
The findings of an analysis based on PD-L1 TPS  $\geq$  50% and TPS 1 to 49% are shown in Table 76.

**Table 76: Efficacy results by PD-L1 Expression in KEYNOTE-042.**

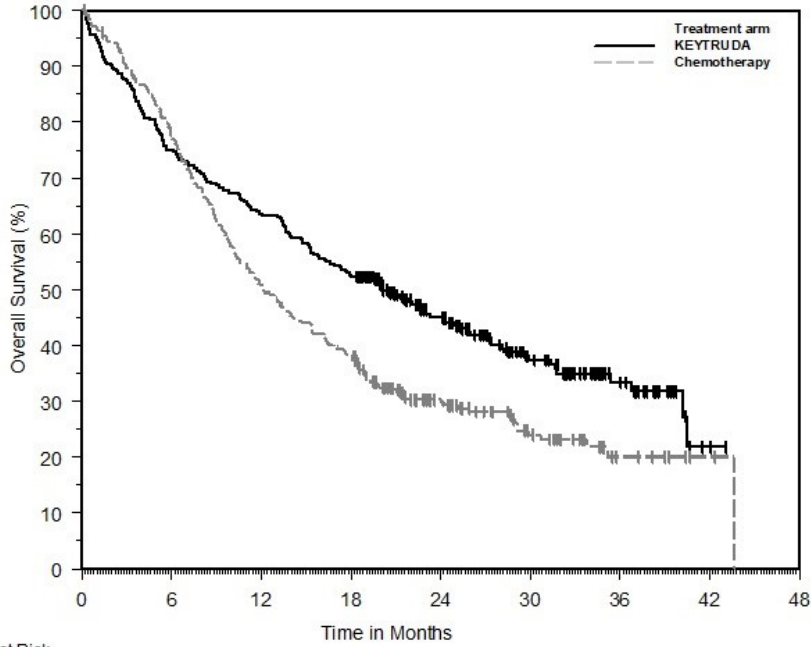
Endpoint	Keytruda 200 mg every 3 weeks (n=299)	Chemotherapy (n=300)	Keytruda 200 mg every 3 weeks (n=338)	Chemotherapy (n=337)
<b>OS</b>	<b>TPS <math>\geq</math> 50%</b>		<b>TPS 1 to 49%</b>	
Number (%) of patients with event	180 (60%)	220 (73%)	242 (72%)	261 (77%)
Hazard ratio* (95% CI)	0.70 (0.58, 0.86)		0.91 (0.77, 1.09)	
Median in months (95% CI)	20.0 (15.9, 24.2)	12.2 (10.4, 14.6)	13.4 (10.7, 16.9)	12.1 (11.0, 14.0)

Endpoint	Keytruda 200 mg every 3 weeks (n=299)	Chemotherapy (n=300)	Keytruda 200 mg every 3 weeks (n=338)	Chemotherapy (n=337)
OS	TPS ≥ 50%		TPS 1 to 49%	
* Hazard ratio (Keytruda compared to chemotherapy) based on the stratified Cox proportional hazard model				

**Figure 9: Kaplan-Meier Curve for Overall Survival by Treatment Arm in KEYNOTE-042 (TPS ≥ 1%, Intent-to-Treat Population)**

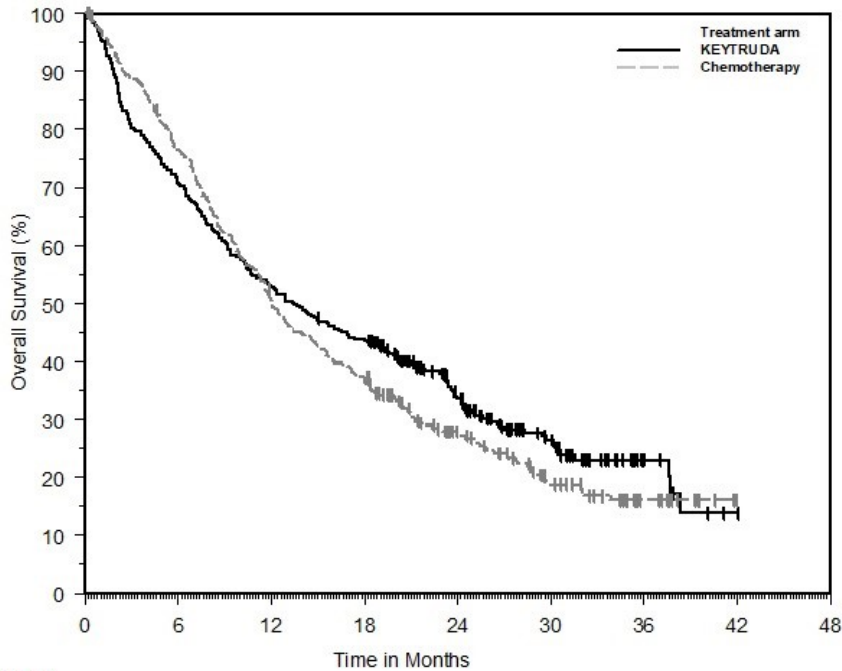


**Figure 10: Kaplan-Meier Curve for Overall Survival by Treatment Arm in KEYNOTE-042 (TPS  $\geq$  50%, Intent-to-Treat Population)**



Number at Risk		0	6	12	18	24	30	36	42	48
KEYTRUDA:	299	224	190	157	94	50	21	1	0	0
Chemotherapy:	300	231	151	113	59	31	8	2	0	0

**Figure 11: Kaplan-Meier Curve for Overall Survival by Treatment Arm in KEYNOTE-042 (TPS 1-49%, Intent-to-Treat Population)**



Number at Risk		0	6	12	18	24	30	36	42	48
KEYTRUDA:	338	239	178	147	84	41	9	0	0	0
Chemotherapy:	337	254	168	123	67	34	12	0	0	0

**KEYNOTE-189: Controlled trial of combination therapy in non-squamous NSCLC patients naïve to treatment**

The efficacy of Keytruda in combination with pemetrexed and platinum chemotherapy was investigated in a multicenter, randomized, active-controlled, double-blind trial, KEYNOTE-189. Key eligibility criteria were metastatic non-squamous NSCLC, no prior systemic treatment for metastatic NSCLC, and no EGFR or ALK genomic tumour aberrations. Patients with autoimmune disease that required systemic therapy within 2 years of treatment; a medical condition that required immunosuppression; or who had received more than 30 Gy of thoracic radiation within the prior 26 weeks were ineligible. Patients were randomized (2:1) to receive one of the following regimens:

- Keytruda 200 mg with pemetrexed 500 mg/m<sup>2</sup> and investigator’s choice of cisplatin 75 mg/m<sup>2</sup> or carboplatin AUC 5 mg/mL/min intravenously every 3 weeks for 4 cycles followed by Keytruda 200 mg and pemetrexed 500 mg/m<sup>2</sup> intravenously every 3 weeks. Keytruda was administered prior to chemotherapy; or
- Placebo with pemetrexed 500 mg/m<sup>2</sup> and investigator’s choice of cisplatin 75 mg/m<sup>2</sup> or carboplatin AUC 5 mg/mL/min intravenously every 3 weeks for 4 cycles followed by placebo and pemetrexed 500 mg/m<sup>2</sup> intravenously every 3 weeks.

Treatment with Keytruda continued until RECIST 1.1-defined progression of disease as determined by the investigator, unacceptable toxicity, or a maximum of 24 months. Administration of Keytruda was permitted beyond RECIST-defined disease progression by BICR or beyond discontinuation of pemetrexed if the patient was clinically stable and deriving clinical benefit as determined by the investigator. For patients who completed 24 months of therapy or had a complete response, treatment with Keytruda could be reinitiated for disease progression and administered for up to one additional year. Assessment of tumour status was performed at Week 6 and Week 12, followed by every 9 weeks thereafter. Patients receiving placebo plus chemotherapy who experienced independently-verified progression of disease were offered Keytruda as monotherapy.

A total of 67 patients in the placebo plus chemotherapy arm crossed over to receive monotherapy Keytruda at the time of disease progression and 18 additional patients received a checkpoint inhibitor as subsequent therapy.

**Table 77: Baseline Characteristics in KEYNOTE-189.**

	<b>Keytruda + Pemetrexed + Platinum Chemotherapy n=410</b>	<b>Placebo + Pemetrexed + Platinum Chemotherapy n=206</b>
Men	62%	53%
Women	38%	47%
Age (median)	65	63.5
Age (range)	34-84 years	34-84 years
ECOG PS		
0	45%	39%
1	54%	61%
2	<1%	0%
Geographic region		
East Asia	1%	3%
Non-East Asia	99%	97%

	Keytruda + Pemetrexed + Platinum Chemotherapy n=410	Placebo + Pemetrexed + Platinum Chemotherapy n=206
PD-L1 status		
< 1%	31%	31%
≥ 1%	63%	62%
Not evaluable	6%	7%
Brain metastases (treated or untreated) at baseline		
Yes	18%	17%
No	82%	83%
Platinum chemotherapy		
Cisplatin	28%	28%
Carboplatin	72%	72%

The primary efficacy outcome measures were OS and PFS (as assessed by BICR using RECIST 1.1). Secondary efficacy outcome measures were ORR and response duration, as assessed by BICR using RECIST 1.1. The median follow-up time was 10.5 months (range: 0.2 – 20.4 months). Table 78 summarizes key efficacy measures of the interim analysis.

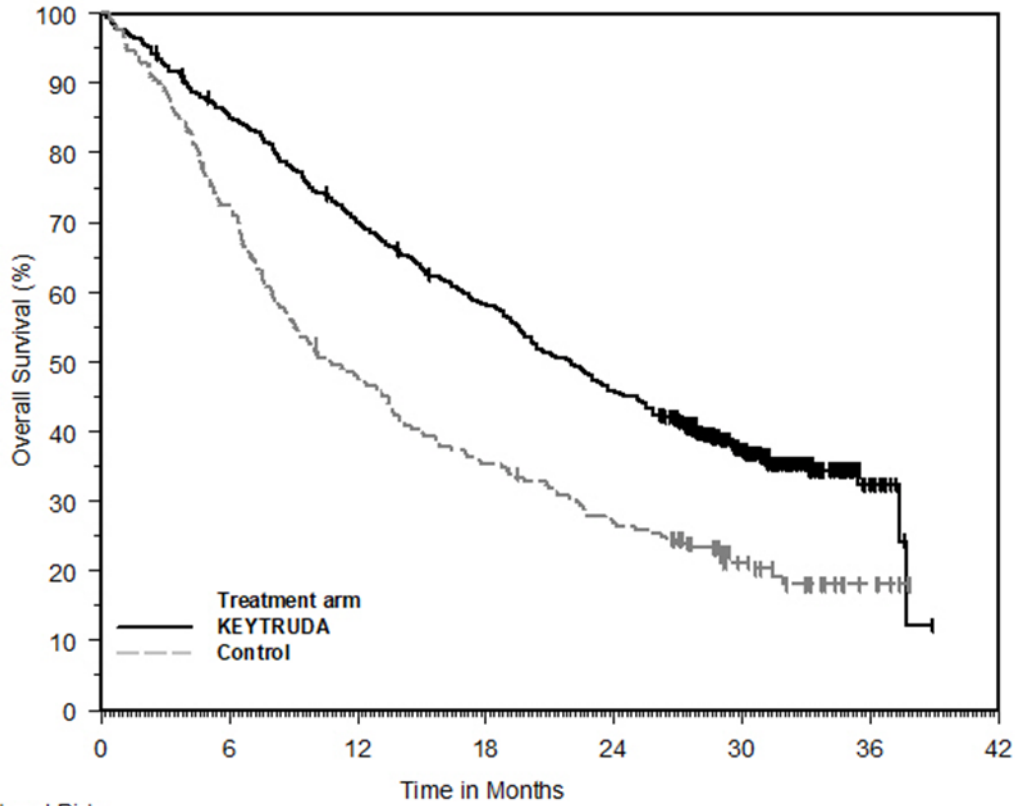
**Table 78: Response to Keytruda, Pemetrexed, and Platinum Chemotherapy in Patients with Non-Squamous NSCLC in KEYNOTE-189.**

Endpoint	Keytruda + Pemetrexed + Platinum Chemotherapy n=410	Placebo + Pemetrexed + Platinum Chemotherapy n=206
<b>Primary Efficacy Outcome Measure OS</b>		
Number (%) of patients with event	127 (31%)	108 (52%)
Hazard ratio* (95% CI)	0.49 (0.38, 0.64)	
p-Value†	<0.00001	
Median in months (95% CI)	Not reached (NA, NA)	11.3 (8.7, 15.1)
OS rate at 6 months (%)	85%	72%
OS rate at 9 months (%)	78%	56%
<b>Primary Efficacy Outcome Measure PFS</b>		
Number (%) of patients with event	245 (60%)	166 (81%)
Hazard ratio* (95% CI)	0.52 (0.43, 0.64)	
p-Value†	<0.00001	
Median in months (95% CI)	8.8 (7.6, 9.2)	4.9 (4.7, 5.5)
PFS rate at 6 months (%)	66%	40%
PFS rate at 9 months (%)	48%	25%
<b>Secondary Efficacy Outcome Measure Objective Response Rate</b>		
ORR‡ % (95% CI)	48% (43, 53)	19% (14, 25)
Complete response %	0.5%	0.5%
Partial response %	47%	18%
p-Value§	<0.0001	

Endpoint	Keytruda + Pemetrexed + Platinum Chemotherapy n=410	Placebo + Pemetrexed + Platinum Chemotherapy n=206
<b>Secondary Efficacy Outcome Measure Response Duration</b>		
Median in months (range)	11.2 (1.1+, 18.0+)	7.8 (2.1+, 16.4+)
% with duration ≥ 6 months¶	81%	63%
% with duration ≥ 9 months¶	59%	44%
* Based on the stratified Cox proportional hazard model † Based on stratified log-rank test ‡ Based on patients with a best overall response as confirmed complete or partial response § Based on Miettinen and Nurminen method stratified by PD-L1 status, platinum chemotherapy and smoking status ¶ Based on Kaplan-Meier estimation NA = not available		

The final descriptive analysis of OS was performed at a median duration of follow-up of 18.8 months after 421 patient events (258 for Keytruda combination arm and 163 for the placebo plus chemotherapy arm). Median OS was 22.0 months for the Keytruda combination arm and 10.6 months for the placebo plus chemotherapy arm. The OS HR was 0.56 (95% CI: 0.46, 0.69; see Figure 12). At final analysis, the results for PFS and ORR remained consistent with the interim analysis (see Table 78).

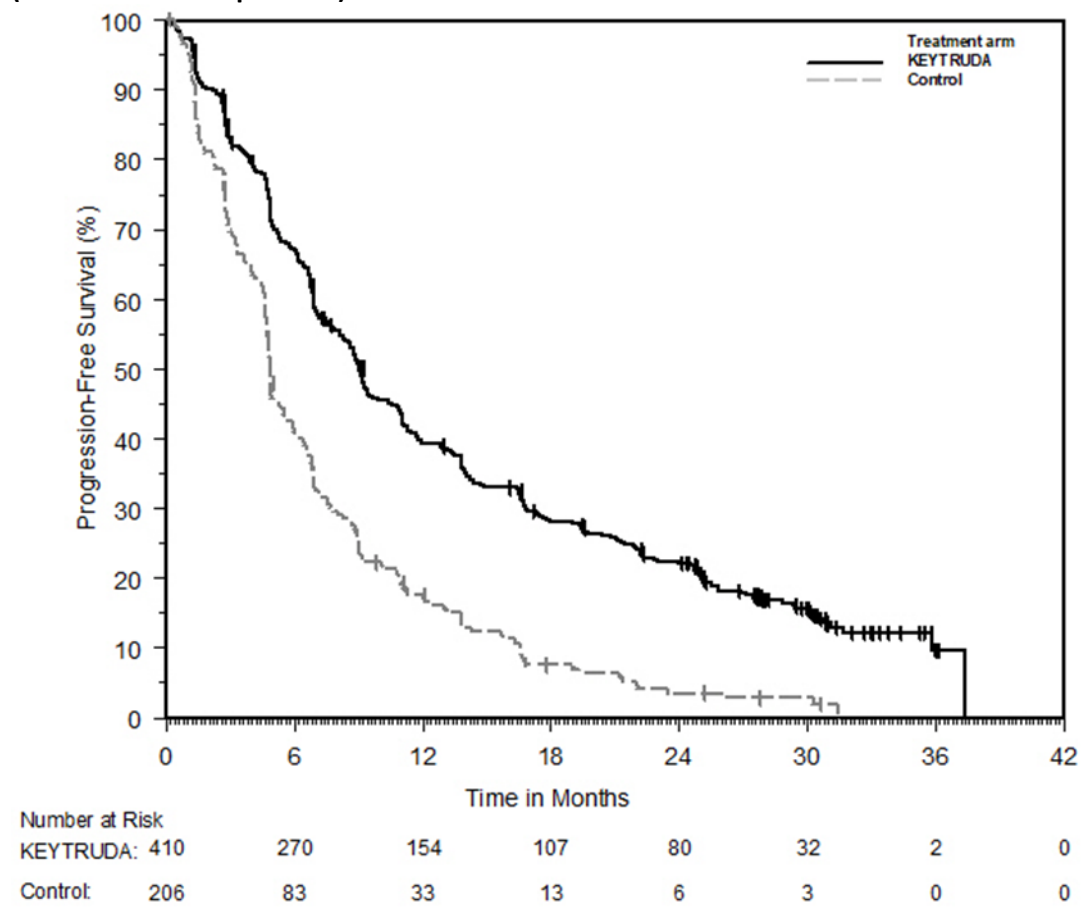
**Figure 12: Kaplan-Meier Curve for Overall Survival by Treatment Arm in KEYNOTE-189 (Intent to Treat Population)\***



Number at Risk	0	6	12	18	24	30	36	42
KEYTRUDA:	410	347	283	234	184	86	12	0
Control:	206	149	98	72	55	25	5	0

\*based on the final analysis

**Figure 13: Kaplan-Meier Curve for Progression-Free Survival by Treatment Arm in KEYNOTE-189 (Intent to Treat Population)\***



\*based on the final analysis

***KEYNOTE-407: Controlled trial of combination therapy in squamous NSCLC patients naïve to treatment***

The efficacy of Keytruda in combination with carboplatin and either paclitaxel or nab-paclitaxel was investigated in Study KEYNOTE-407, a randomized, double-blind, multicenter, placebo-controlled study. The key eligibility criteria for this study were metastatic squamous NSCLC, regardless of tumour PD-L1 expression status, and no prior systemic treatment for metastatic disease. Patients with autoimmune disease that required systemic therapy within 2 years of treatment; a medical condition that required immunosuppression; or who had received more than 30 Gy of thoracic radiation within the prior 26 weeks were ineligible. Randomization was stratified by tumour PD-L1 expression (TPS <1% [negative] vs. TPS ≥ 1%), investigator’s choice of paclitaxel or nab-paclitaxel, and geographic region (East Asia vs. non-East Asia). Patients were randomized (1:1) to one of the following treatment arms. All study medications were administered via intravenous infusion.

- Keytruda 200 mg and carboplatin AUC 6 mg/mL/min on Day 1 of each 21-day cycle for 4 cycles, and paclitaxel 200 mg/m<sup>2</sup> on Day 1 of each 21-day cycle for 4 cycles or nab-paclitaxel 100 mg/m<sup>2</sup> on Days 1, 8 and 15 of each 21-day cycle for 4 cycles, followed by Keytruda 200 mg every 3 weeks. Keytruda was administered prior to chemotherapy on Day 1; or

- Placebo and carboplatin AUC 6 mg/mL/min on Day 1 of each 21-day cycle for 4 cycles and paclitaxel 200 mg/m<sup>2</sup> on Day 1 of each 21-day cycle for 4 cycles or nab-paclitaxel 100 mg/m<sup>2</sup> on Days 1, 8 and 15 of each 21-day cycle for 4 cycles, followed by placebo every 3 weeks.

Treatment with Keytruda or placebo continued until RECIST 1.1-defined progression of disease as determined by blinded independent central review (BICR), unacceptable toxicity, or a maximum of 24 months. Administration of Keytruda was permitted beyond RECIST-defined disease progression if the patient was clinically stable and deriving clinical benefit as determined by the investigator. Treatment with Keytruda could be reinitiated for subsequent disease progression and administered for up to one additional year.

Patients in the placebo arm were offered Keytruda as a single agent at the time of disease progression.

Assessment of tumour status was performed every 6 weeks through Week 18, every 9 weeks through Week 45 and every 12 weeks thereafter. The major efficacy outcome measures were progression-free survival and objective response rate (ORR) as assessed by BICR using RECIST 1.1 and overall survival. An additional efficacy outcome measure was duration of response as assessed by BICR using RECIST 1.1.

**Table 79: Baseline Characteristics in KEYNOTE-407.**

	<b>Keytruda + Carboplatin + Paclitaxel or Nab-Paclitaxel n=278</b>	<b>Placebo + Carboplatin + Paclitaxel or Nab-Paclitaxel n=281</b>
Men	79%	84%
Women	21%	16%
Age (median)	65	65
Age (range)	29-87 years	36-88 years
ECOG PS		
0	26%	32%
1	74%	68%
Geographic region		
East Asia	19%	19%
Non-East Asia	81%	81%
PD-L1 status		
< 1%	34%	35%
≥ 1%	63%	63%
Not evaluable	3%	2%
Brain metastases (treated or untreated) at baseline		
Yes	7%	9%
No	93%	91%
Taxane chemotherapy		
Paclitaxel	61%	59%
Nab-Paclitaxel	39%	41%

In KEYNOTE-407, there was a statistically significant improvement in OS, PFS and ORR in patients randomized to Keytruda in combination with carboplatin and either paclitaxel or nab-paclitaxel compared with patients randomized to placebo with carboplatin and either paclitaxel or nab-paclitaxel,

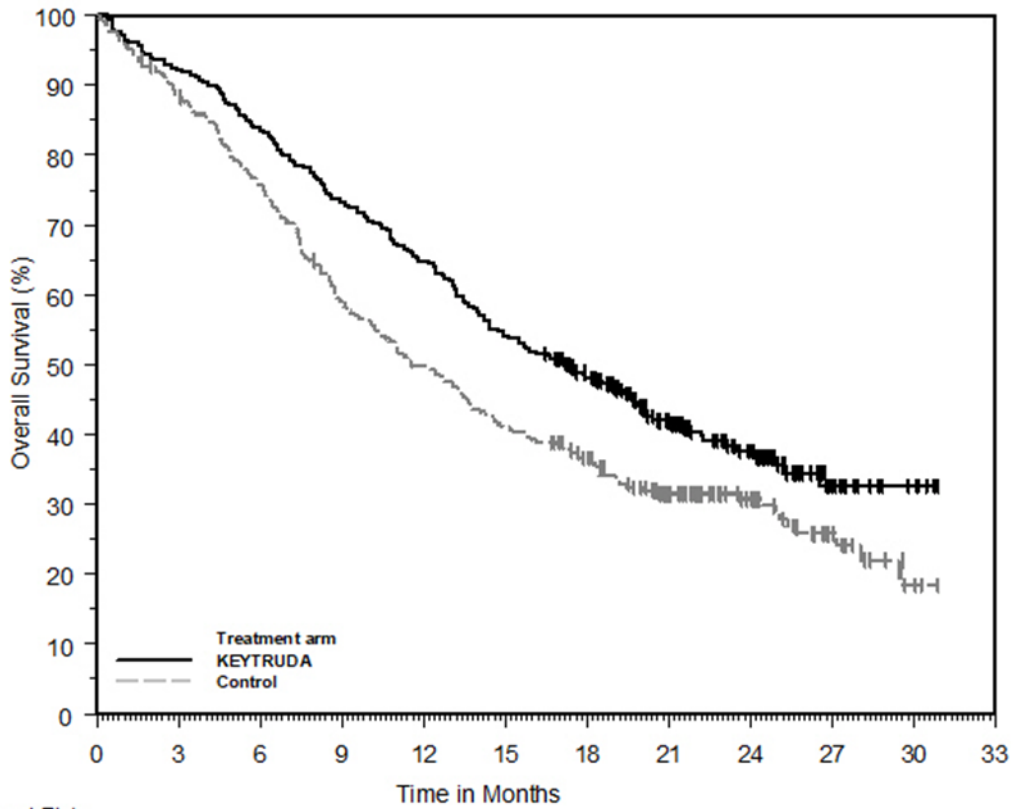
Table 80 summarizes key efficacy measures of the interim analysis.

**Table 80: Efficacy Results in KEYNOTE-407.**

Endpoint	Keytruda Carboplatin Paclitaxel/Nab-Paclitaxel n=278	Placebo Carboplatin Paclitaxel/Nab-Paclitaxel n=281
<b>Primary Efficacy Outcome Measure OS</b>		
Number of events (%)	85 (31%)	120 (43%)
Median in months (95% CI)	15.9 (13.2, NA)	11.3 (9.5, 14.8)
Hazard ratio* (95% CI)	0.64 (0.49, 0.85)	
p-Value (stratified log rank)	0.0008	
<b>Primary Efficacy Outcome Measure PFS<sup>†</sup></b>		
Number of events (%)	152 (55%)	197 (70%)
Median in months (95% CI)	6.4 (6.2, 8.3)	4.8 (4.2, 5.7)
Hazard ratio* (95% CI)	0.56 (0.45, 0.70)	
p-Value(stratified log rank)	<0.0001	
<b>Secondary Efficacy Outcome Measure Objective Response Rate<sup>†</sup></b>		
Objective response rate <sup>‡</sup>	58%	38%
(95% CI)	(52, 64)	(33, 44)
<b>Secondary Efficacy Outcome Measure Duration of Response<sup>†</sup></b>		
Median duration of response in months (range) <sup>§</sup>	7.7 (1.1+, 14.7+)	4.8 (1.3+, 15.8+)
% with duration ≥ 6 months <sup>¶</sup>	62%	40%
* Based on the stratified Cox proportional hazard model † Assessed by BICR using RECIST 1.1 ‡ At the initial interim analysis (n=101 for Keytruda combination therapy, n=102 for placebo), a statistically significant difference was observed; ORR was 58% [95% CI (48, 68)] and 35% [95% CI (26, 45)] for placebo, p=0.0004 § '+' indicates there is no progressive disease by the time of last disease assessment ¶ Based on Kaplan-Meier estimation NA = not available		

The final descriptive analysis of OS was performed at a median duration of follow-up of 14.3 months after 365 patient events (168 for Keytruda combination arm and 197 for placebo plus chemotherapy arm). Median OS was 17.1 months for the Keytruda combination arm and 11.6 months for the placebo plus chemotherapy arm. The OS HR was 0.71 (95% CI: 0.58, 0.88; see Figure 14). At final analysis, the results for PFS and ORR remained consistent with the interim analysis (see Table 80).

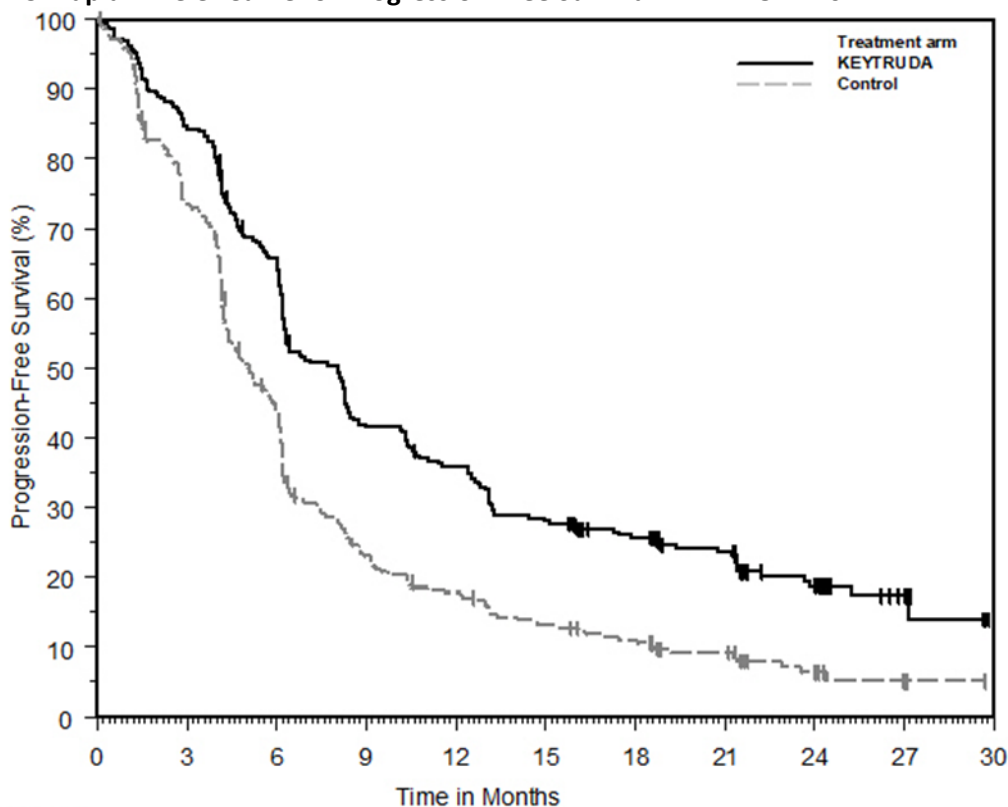
Figure 14: Kaplan-Meier Curve for Overall Survival in KEYNOTE-407\*



Number at Risk		Time in Months										
	0	3	6	9	12	15	18	21	24	27	30	33
KEYTRUDA:	278	256	232	203	180	150	119	80	46	14	4	0
Control:	281	245	210	163	137	113	91	61	36	16	3	0

\*based on the final analysis

Figure 15: Kaplan-Meier Curve for Progression-Free Survival in KEYNOTE-407\*



Number at Risk	0	3	6	9	12	15	18	21	24	27	30
KEYTRUDA:	278	235	179	113	96	75	59	45	25	5	0
Control:	281	204	122	61	46	33	26	17	7	1	0

\*based on the final analysis

**KEYNOTE-010: Controlled trial in NSCLC patients previously treated with chemotherapy**

The efficacy of Keytruda was investigated in KEYNOTE-010, a multicenter, randomized, open-label controlled trial. Key eligibility criteria were metastatic NSCLC that had progressed following platinum-containing chemotherapy, and if appropriate, targeted therapy for ALK or EGFR mutations, and PD-L1 expression tumour proportion score (TPS) of 1% or greater by a clinical trial assay version of the PD-L1 IHC 22C3 pharmDx<sup>®</sup> kit. Patients with autoimmune disease; a medical condition that required immunosuppression; or who had received more than 30 Gy of thoracic radiation within the prior 26 weeks were ineligible. Randomization was stratified by tumour PD-L1 expression (PD-L1 expression TPS ≥ 50% vs. PD-L1 expression TPS=1-49%), ECOG performance scale (0 vs. 1), and geographic region (East Asia vs. non-East Asia). Patients were randomized (1:1:1) to receive Keytruda 2 mg/kg intravenously every 3 weeks (n=344), Keytruda 10 mg/kg intravenously every 3 weeks (n=346) or docetaxel 75 mg/m<sup>2</sup> intravenously every 3 weeks (n=343). Patients randomized to Keytruda were permitted to continue until disease progression that was symptomatic, rapidly progressive, required urgent intervention, occurred with a decline in performance status, or confirmation of progression at 4 to 6 weeks with repeat imaging or for up to 24 months without disease progression.

**Table 81: Baseline Characteristics in KEYNOTE-010.**

	<b>Keytruda 2 mg/kg every 3 weeks n=344</b>	<b>Keytruda 10 mg/kg every 3 weeks n=346</b>	<b>Docetaxel 75 mg/m<sup>2</sup> every 3 weeks n=343</b>
Men	62%	62%	61%
Women	38%	38%	39%
Age (median)	63 years	63 years	62 years
Age (range)	29-82 years	20-88 years	33-82 years
<b>ECOG PS</b>			
0	33%	35%	34%
1	67%	65%	65%
2	1%	0%	0%
<b>Geographic region</b>			
East Asia	19%	19%	18%
Non-East Asia	81%	82%	82%
<b>Histology</b>			
Squamous	22%	23%	19%
Non-squamous	70%	71%	70%
<b>Cancer stage at study entry</b>			
IIIB	6%	8%	6%
IV	92%	91%	91%
Brain Metastasis	16%	14%	14%
EGFR Mutant	8%	9%	8%
ALK Translocation Mutant	1%	1%	1%
<b>Prior Lines of Systemic Therapy</b>			
One	71%	68%	69%
Two or more	27%	30%	30%

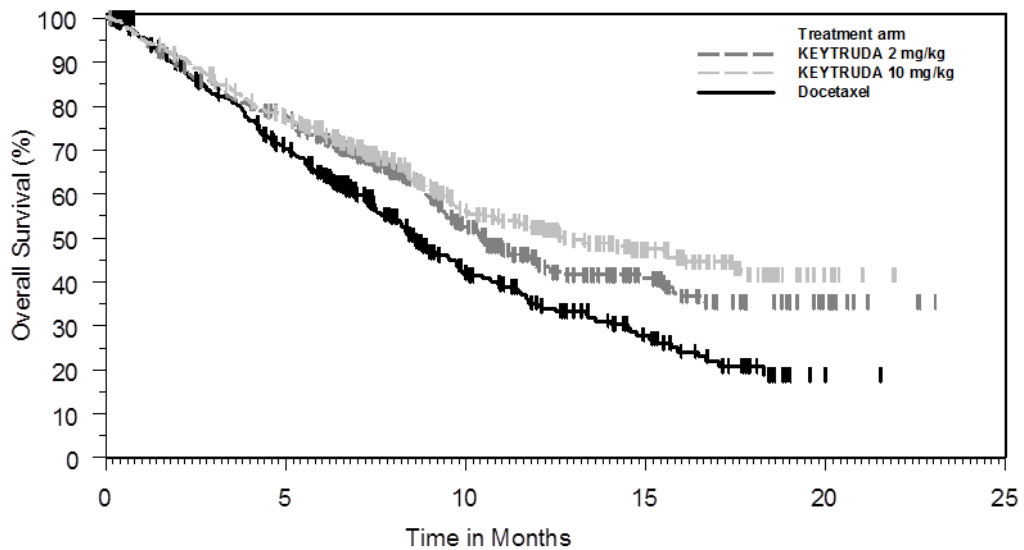
The median duration of exposure to treatment to Keytruda 2 mg/kg every 3 weeks was 3.5 months (range: 1 day to 22.4 months) and to Keytruda 10 mg/kg every 3 weeks was 3.5 months (range 1 day to 20.8 months). The median duration of exposure to docetaxel 75 mg/m<sup>2</sup> every 3 weeks was 2.0 months (range: 1 day to 13.7 months).

The primary efficacy outcome measures were OS and PFS as assessed by a Blinded Independent Central Review (BICR) according to RECIST 1.1 in the subgroup of patients with TPS ≥ 50% and the overall population with TPS ≥ 1%. Assessment of tumour status was performed every 9 weeks. A secondary efficacy outcome measure was ORR in the subgroup of patients with TPS ≥ 50% and the overall population with TPS ≥ 1%. Table 82 and Table 83 summarize key efficacy measures for the entire ITT population (TPS ≥ 1%) and for the subgroup of patients with TPS ≥ 50%. Kaplan-Meier curves for OS (TPS ≥ 1% and TPS ≥ 50%) are shown in Figure 16 and Figure 18. Kaplan-Meier curves for PFS (TPS ≥ 1% and TPS ≥ 50%) are shown in Figure 17 and Figure 19.

**Table 82: Response to Keytruda 2 or 10 mg/kg every 3 Weeks in Previously Treated Patients with NSCLC in KEYNOTE-010, with TPS ≥ 1%.**

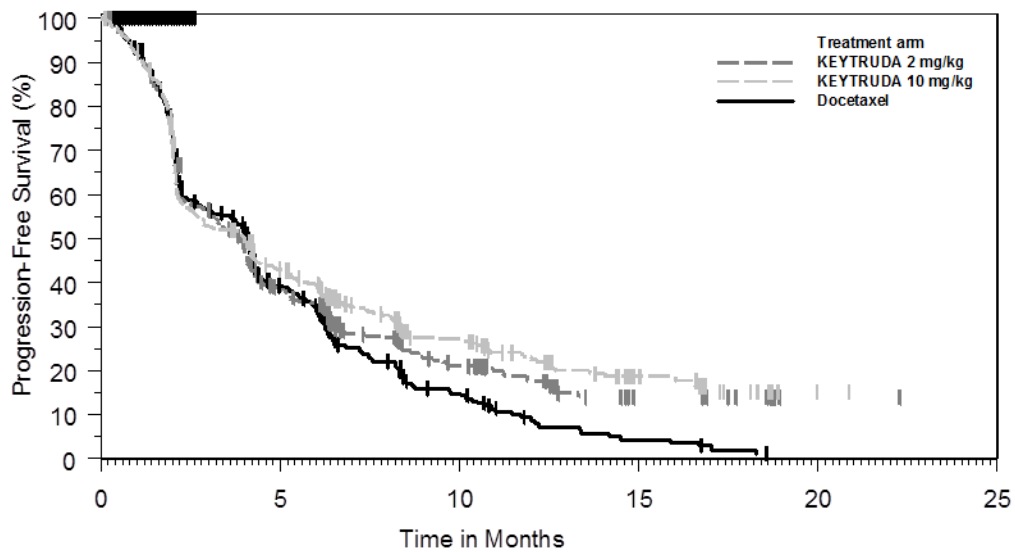
Endpoint	Keytruda 2 mg/kg every 3 weeks	Keytruda 10 mg/kg every 3 weeks	Docetaxel 75 mg/m <sup>2</sup> every 3 weeks
TPS ≥1%			
Number of patients	344	346	343
<b>Primary Efficacy Outcome Measure OS</b>			
Number (%) of patients with event	172 (50%)	156 (45%)	193 (56%)
Hazard ratio (98.35% CI)*	0.71 (0.55, 0.92)	0.61 (0.47, 0.79)	---
p-Value <sup>†</sup>	<0.001 <sup>‡</sup>	<0.001 <sup>‡</sup>	---
Median in months (95% CI)	10.4 (9.4, 11.9)	12.7 (10.0, 17.3)	8.5 (7.5, 9.8)
<b>Primary Efficacy Outcome Measure PFS<sup>‡,§</sup></b>			
Number (%) of patients with event	266 (77%)	255 (74%)	257 (75%)
Hazard ratio (99.80% CI)*	0.88 (0.66, 1.15)	0.79 (0.60, 1.05)	---
p-Value <sup>†</sup>	0.068	0.005	---
Median in months (95% CI)	3.9 (3.1, 4.1)	4.0 (2.6, 4.3)	4.0 (3.1, 4.2)
<b>Secondary Efficacy Outcome Measure Overall Response Rate<sup>§</sup></b>			
ORR % <sup>¶</sup> (95% CI)	18% (14, 23)	18% (15, 23)	9% (7, 13)
* Hazard ratio (Keytruda compared to docetaxel) based on the stratified Cox proportional hazard model. The confidence levels correspond to the allocated Type I error of 0.00825 and 0.001 for the OS and PFS endpoints, respectively.			
<sup>†</sup> Based on one-sided stratified Log rank test			
<sup>‡</sup> Statistically significant based on a pre-specified $\alpha$ level of 0.00825 for the two pairwise comparisons versus docetaxel using a Hochberg procedure			
<sup>§</sup> Assessed by BICR using RECIST 1.1			
<sup>¶</sup> All responses were partial responses.			

**Figure 16: Kaplan-Meier Curve for Overall Survival by Treatment Arm in KEYNOTE-010 (TPS ≥ 1%, Intent to Treat Population)**



Number at Risk						
KEYTRUDA 2 mg/kg:	344	259	115	49	12	0
KEYTRUDA 10 mg/kg:	346	255	124	56	6	0
Docetaxel:	343	212	79	33	1	0

**Figure 17: Kaplan-Meier Curve for Progression-Free Survival by Treatment Arm in KEYNOTE-010 (TPS ≥ 1%, Intent to Treat Population)**

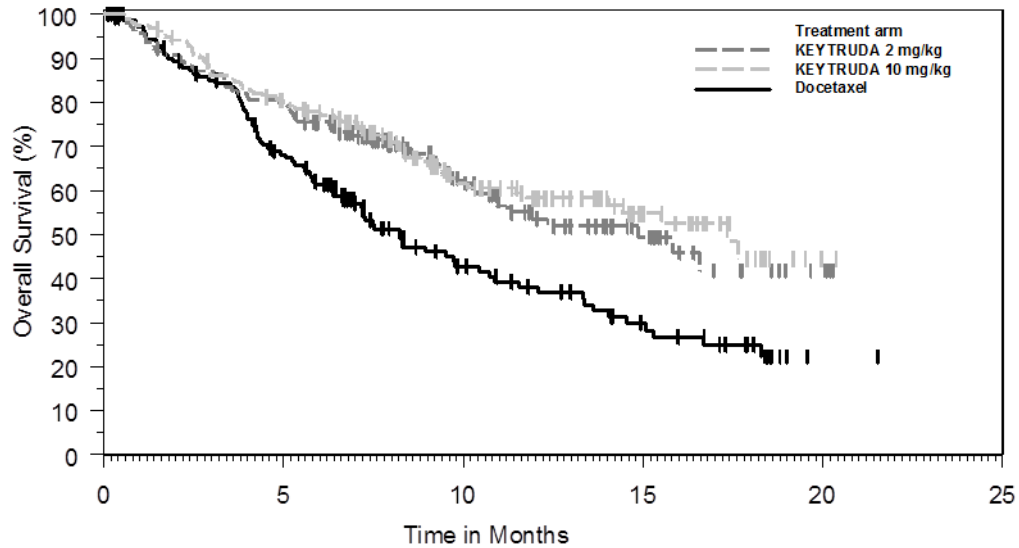


Number at Risk						
KEYTRUDA 2 mg/kg:	344	123	46	12	1	0
KEYTRUDA 10 mg/kg:	346	137	60	19	1	0
Docetaxel:	343	103	27	6	0	0

**Table 83: Response to Keytruda 2 or 10 mg/kg every 3 Weeks in Previously Treated Patients with NSCLC in KEYNOTE-010, with TPS ≥ 50%.**

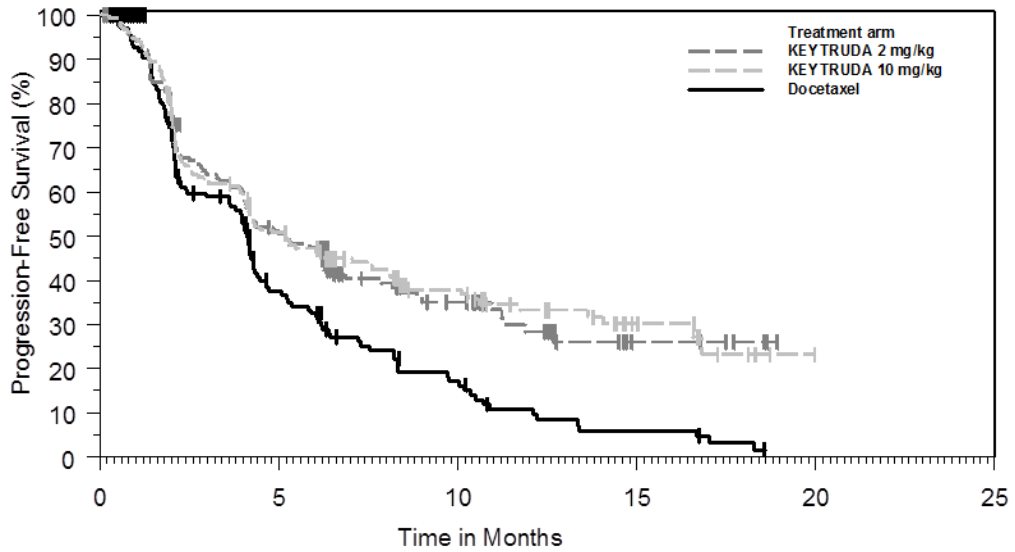
Endpoint	Keytruda 2 mg/kg every 3 weeks	Keytruda 10 mg/kg every 3 weeks	Docetaxel 75 mg/m <sup>2</sup> every 3 weeks
<b>TPS ≥50%</b>			
Number of patients	139	151	152
<b>Primary Efficacy Outcome Measure OS</b>			
Number (%) of patients with event	58 (42%)	60 (40%)	86 (57%)
Hazard ratio (98.35% CI)*	0.54 (0.35, 0.83)	0.50 (0.33, 0.75)	---
p-Value <sup>†</sup>	<0.001 <sup>‡</sup>	<0.001 <sup>‡</sup>	---
Median in months (95% CI)	14.9 (10.4, NA)	17.3 (11.8, NA)	8.2 (6.4, 10.7)
<b>Primary Efficacy Outcome Measure PFS<sup>‡, §</sup></b>			
Number (%) of patients with event	89 (64%)	97 (64%)	118 (78%)
Hazard ratio (99.80% CI)*	0.58 (0.37, 0.92)	0.59 (0.38, 0.91)	---
p-Value <sup>†</sup>	<0.001 <sup>¶</sup>	<0.001 <sup>¶</sup>	---
Median in months (95% CI)	5.2 (4.0, 6.5)	5.2 (4.1, 8.1)	4.1 (3.6, 4.3)
<b>Secondary Efficacy Outcome Measure Overall Response Rate<sup>§</sup></b>			
ORR % <sup>#</sup> (95% CI)	30% (23, 39)	29% (22, 37)	8% (4, 13)
* Hazard ratio (Keytruda compared to docetaxel) based on the stratified Cox proportional hazard model. The confidence levels correspond to the allocated Type I error of 0.00825 and 0.001 for the OS and PFS endpoints, respectively.			
<sup>†</sup> Based on one-sided stratified Log rank test			
<sup>‡</sup> Statistically significant based on a pre-specified $\alpha$ level of 0.00825 for the two pairwise comparisons versus docetaxel using a Hochberg procedure			
<sup>§</sup> Assessed by BICR using RECIST 1.1			
<sup>¶</sup> Statistically significant based on a pre-specified $\alpha$ level of 0.001 for the two pairwise comparisons versus docetaxel using a Hochberg procedure			
<sup>#</sup> All responses were partial responses.			

**Figure 18: Kaplan-Meier Curve for Overall Survival by Treatment Arm in KEYNOTE-010 (TPS ≥ 50%, Intent to Treat Population)**



Number at Risk						
	0	5	10	15	20	25
KEYTRUDA 2 mg/kg:	139	110	51	20	3	0
KEYTRUDA 10 mg/kg:	151	115	60	25	1	0
Docetaxel:	152	90	38	19	1	0

**Figure 19: Kaplan-Meier Curve for Progression-Free Survival by Treatment Arm in KEYNOTE-010 (TPS ≥ 50%, Intent to Treat Population)**



Number at Risk						
	0	5	10	15	20	25
KEYTRUDA 2 mg/kg:	139	67	29	6	0	0
KEYTRUDA 10 mg/kg:	151	72	36	12	0	0
Docetaxel:	152	45	17	5	0	0

In exploratory subgroup analyses, a reduced survival benefit of Keytruda compared to chemotherapy was observed in patients with tumours harbouring EGFR activating mutations (n=54), never-smokers (n=130) and patients of East Asian Ethnicity (n=126). In patients with tumours expressing PD-L1 with a TPS  $\geq$  1% that received Keytruda at 2 mg/kg every three weeks, with EGFR activating mutations, the HR for PFS was 1.78 (95% CI: 0.82, 3.85) and the HR for OS was 1.07 (95% CI: 0.49, 2.37). In never smokers, the HR for PFS was 1.33 (95% CI: 0.86, 2.04) and the HR for OS was 0.84 (95% CI: 0.48, 1.49). In patients of East Asian Ethnicity, the HR for PFS was 1.38 (95% CI: 0.87, 2.21) and the HR for OS was 1.39 (95% CI: 0.72, 2.68). The efficacy and safety of pembrolizumab in patients with tumours that do not express PD-L1 (TPS <1%) have not been established.

Efficacy results were similar for the 2 mg/kg and 10 mg/kg Keytruda arms. Efficacy results for OS were consistent regardless of the age of tumour specimen (new versus archival).

### **Adjuvant NSCLC**

#### *KEYNOTE-091: Controlled trial for the adjuvant treatment of patients with resected NSCLC*

The efficacy of Keytruda was investigated in KEYNOTE-091, a multicenter, randomized, triple-blind, placebo-controlled trial. Key eligibility criteria were completely resected stage IB (T2a  $\geq$  4 cm), II, or IIIA NSCLC by AJCC 7<sup>th</sup> edition, regardless of tumor PD-L1 expression status. Patients had not received neoadjuvant or adjuvant radiotherapy and/or neoadjuvant chemotherapy. Adjuvant chemotherapy up to 4 cycles was optional. Patients were ineligible if they had autoimmune disease that required systemic therapy within 2 years of treatment; a medical condition that required immunosuppression; a history of interstitial lung disease or pneumonitis, or received more than 4 cycles of adjuvant chemotherapy. Randomization was stratified by stage (IB vs. II vs. IIIA), adjuvant chemotherapy (yes vs. no), PD-L1 status (TPS <1% [negative] vs. TPS 1-49% vs. TPS  $\geq$ 50%), and geographic region (Western Europe vs. Eastern Europe vs. Asia vs. Rest of World). Patients were randomized (1:1) to receive Keytruda 200 mg or placebo intravenously every 3 weeks.

Treatment continued until RECIST 1.1-defined disease recurrence as determined by the investigator, unacceptable toxicity, or approximately one year (18 doses). Patients underwent imaging to assess tumor recurrence every 12 weeks for the first year, then every 6 months for years 2 to 3, and then annually up to the end of year 5. After year 5, imaging is performed as per local standard of care.

Among the 1177 patients in KEYNOTE-091, 1010 (86%) received adjuvant platinum-based chemotherapy following complete resection. Among these 1010 patients, the median age was 64 years (range: 35 to 84), 49% age 65 or older; 68% male; 77% White, 18% Asian; 86% current or former smokers; and 39% with ECOG PS of 1. Eleven percent had stage IB, 57% had stage II, and 31% had stage IIIA disease. Thirty-nine percent had PD-L1 TPS <1% [negative], 33% had TPS 1-49%, and 28% had TPS  $\geq$ 50%. Fifty-two percent were from Western Europe, 20% from Eastern Europe, 17% from Asia, and 11% from Rest of World.

The primary efficacy outcome measures were investigator-assessed disease-free survival (DFS) in the overall population and in the population with tumor PD-L1 expression TPS  $\geq$ 50%, where DFS was defined as the time between the date of randomization and the date of first recurrence (local/regional recurrence, distant metastasis), a second malignancy, or death, whichever occurred first. Secondary efficacy outcome measures were investigator-assessed DFS in the population with tumor PD-L1 expression TPS  $\geq$ 1%, and OS in the overall population and in the populations with tumor PD-L1 expression TPS  $\geq$ 50% and TPS  $\geq$ 1%.

The trial demonstrated a statistically significant improvement in DFS in the overall population at a pre-specified interim analysis for patients randomized to the Keytruda arm compared to patients randomized to the placebo arm. In an exploratory subgroup analysis of the 167 patients (14%) who did not receive adjuvant chemotherapy, the DFS HR was 1.25 (95% CI: 0.76, 2.05). At the time of analysis, OS results were not mature (18% with events in the overall population). The median follow-up time was 32.4 months (range: 0.6 to 68 months). Efficacy results for KEYNOTE-091 in patients who received adjuvant chemotherapy are summarized in Table 84 and Figure 20.

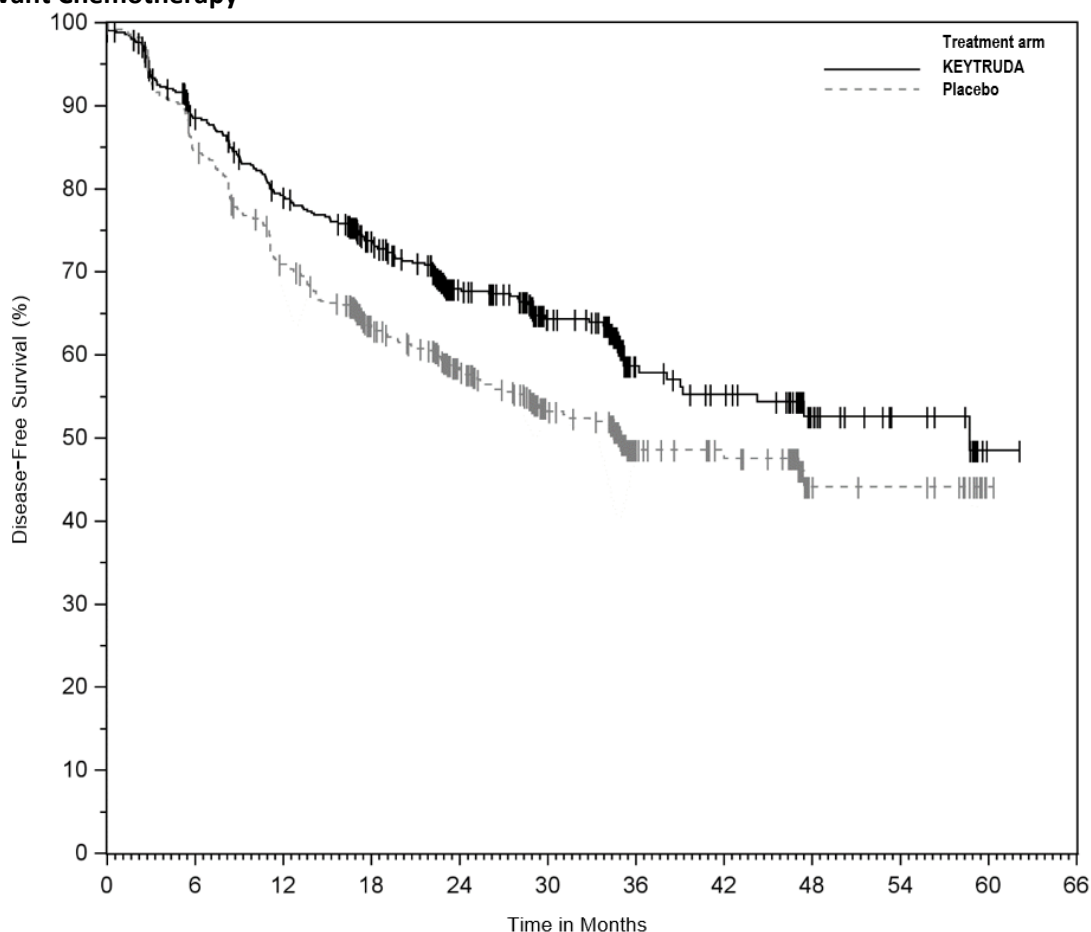
**Table 84: Efficacy Results in KEYNOTE-091 for Patients Who Received Adjuvant Chemotherapy**

<b>Endpoint</b>	<b>Keytruda 200 mg every 3 weeks n=506</b>	<b>Placebo n=504</b>
<b>DFS</b>		
Number (%) of patients with event	177 (35%)	231 (46%)
Median in months (95% CI)	58.7 (39.2, NR)	34.9 (28.6, NR)
Hazard ratio* (95% CI)	0.73 (0.60, 0.89)	

\* Based on the unstratified univariate Cox regression model

NR = not reached

**Figure 20: Kaplan-Meier Curve for Disease-Free Survival in KEYNOTE-091 for Patients Who Received Adjuvant Chemotherapy**



**Number at Risk**

KEYTRUDA	506	422	372	308	227	158	71	61	27	16	1	0
Placebo	504	422	349	272	206	134	58	47	17	15	1	0

**Classical Hodgkin Lymphoma**

***KEYNOTE-204: Controlled study in patients with relapsed or refractory cHL***

The efficacy of Keytruda was investigated in KEYNOTE-204, a randomized, open-label, active-controlled study in 304 patients with relapsed or refractory cHL after at least one multi-agent chemotherapy regimen. Patients eligible for allo- or auto-SCT per investigator assessment were excluded. The trial required an ANC  $\geq 1000/\mu\text{L}$ , platelet count  $\geq 75,000/\mu\text{L}$ , hepatic transaminases  $\leq 2.5$  times the upper limit of normal (ULN), bilirubin  $\leq 1.5$  times ULN, and ECOG performance status of 0 or 1. Patients with active, non-infectious pneumonitis, an allogeneic hematopoietic stem cell transplant within the past 5 years (or greater than 5 years but with GVHD), active autoimmune disease, a medical condition that required immunosuppression or an active infection requiring systemic therapy were ineligible for the trial. Randomization was stratified by prior auto-SCT (yes vs. no) and disease status after frontline therapy (primary refractory vs. relapse less than 12 months after completion vs. relapse 12 months or more after completion). Patients were randomized (1:1) to one of the following treatment arms:

- Keytruda 200 mg intravenously every 3 weeks.
- Brentuximab vedotin (BV) 1.8 mg/kg intravenously every 3 weeks.

Patients received Keytruda 200 mg intravenously every 3 weeks (n=151) until unacceptable toxicity or documented disease progression, or for up to approximately 24 months or 35 administrations, whichever was longer. Disease assessment was performed every 12 weeks. The primary efficacy outcome measure was PFS as assessed by BICR according to the 2007 revised International Working Group (IWG) criteria, including clinical and imaging data following ASCT or allogeneic stem cell transplant. The additional primary efficacy outcome measure, OS, was not formally assessed at the time of the analysis.

The study population characteristics were: median age of 35 years (range: 18 to 84; 16% age 65 or older), 57% male, 77% White, 9% Asian, 3.9% Black and 61% with ECOG PS of 0 and 38% ECOG PS of 1. The median number of prior therapies was 2 (range: 1 to 10) in the Keytruda arm and 3 (range: 1 to 11) in the BV arm, with 18% in both arms having 1 prior line. Forty-two percent of patients were refractory to the last prior therapy, 29% had primary refractory disease, 37% had prior autologous HSCT, 5% had received prior BV, and 39% had prior radiation therapy.

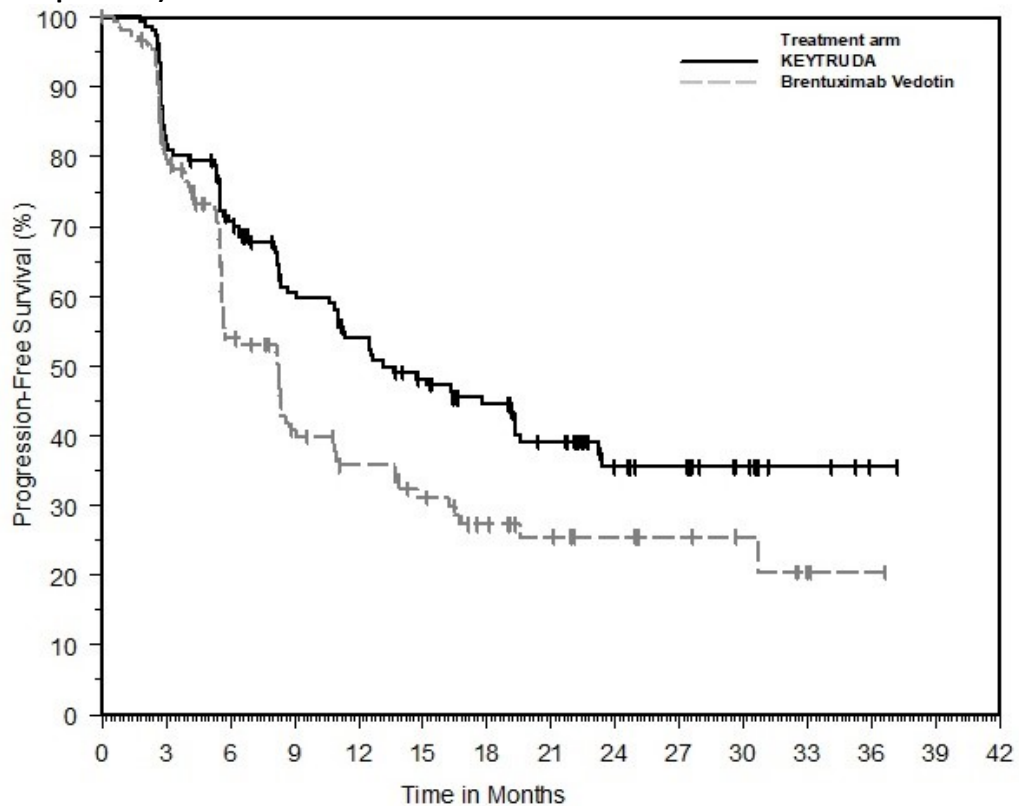
The median follow-up time for 151 patients treated with Keytruda was 24.9 months (range: 1.8 - 42.0 months). The primary PFS results are summarized in Table 85 and Figure 21.

**Table 85: Efficacy Results in Patients with Refractory or Relapsed Classical Hodgkin Lymphoma.**

Endpoint	Keytruda 200 mg/kg every 3 weeks n=151	Brentuximab vedotin 1.8 mg/kg every 3 weeks n=153
<b>PFS</b>		
Number of patients with event (%)	81 (54%)	88 (58%)
Median in months (95% CI)	13.2 (10.9, 19.4)	8.3 (5.7, 8.8)
Hazard ratio* (95% CI)	0.65 (0.48, 0.88)	
p-Value†	0.0027	
*	Based on the stratified Cox proportional hazard model	
†	Based on stratified log-rank test. One-sided p-value, with a prespecified boundary of 0.0043.	

ORR was 66% (95% CI: 57.4, 73.1) in patients treated with pembrolizumab versus 54% (95% CI: 46.0, 62.3) in patients treated with BV. The difference in ORR was 11.3% (95% CI: 0.2, 22.1; stratified Miettinen-Nurminen method). The complete response rate was 25% in patients treated with pembrolizumab versus 24% in patients treated with BV. The response duration, assessed by BICR using IWG 2007, was based on patients with a best objective response as complete or partial response. The median response duration was 20.7 months (range: 0.0+, 33.2+) in patients treated with pembrolizumab versus 13.8 months (range: 0.0+, 33.9+) in patients treated with BV.

**Figure 21: Kaplan-Meier Curve for Progression-Free Survival by Treatment Arm in KEYNOTE-204 (Intent to Treat Population)**



Number at Risk	0	3	6	9	12	15	18	21	24	27	30	33	36	39	42
KEYTRUDA:	151	116	96	74	65	55	44	35	18	15	9	4	1	0	0
Brentuximab Vedotin:	153	103	63	41	32	26	19	14	10	7	5	2	1	0	0

**Primary Mediastinal B-cell Lymphoma**

***KEYNOTE-170: Open-label study in patients with relapsed or refractory PMBCL***

The efficacy of Keytruda was investigated in KEYNOTE-170, a multicenter, open-label, single-arm trial in 29 patients with relapsed or refractory PMBCL. Patients with active, non-infectious pneumonitis, an allogeneic HSCT within the past 5 years (or greater than 5 years but with symptoms of GVHD), active autoimmune disease, a medical condition that required immunosuppression, or an active infection requiring systemic therapy were ineligible for the trial. Patients received Keytruda 200 mg every 3 weeks until unacceptable toxicity or documented disease progression, or for up to 24 months in patients that did not progress. Disease assessment was performed every 12 weeks. The major efficacy outcome measures (ORR, CRR, PFS and duration of response) were assessed by blinded independent central review according to the 2007 revised IWG criteria.

Among the 29 patients, the baseline characteristics were: median age of 33 years (range: 20 to 58), 0% age 65 or older; 45% male; 93% White; 38% had an ECOG performance status (PS) of 0 and 62% had an ECOG PS of 1. The median number of prior lines of therapy administered for the treatment of PMBCL was 3 (range 2 to 8). Sixty-nine percent were refractory to the last prior therapy, including 38% with primary refractory disease and 79% whose disease was chemo-refractory to any prior regimen. Thirty-four percent of patients had undergone prior auto-HSCT, 66% did not receive prior transplant; and 38% of patients had prior radiation therapy.

Efficacy from interim analysis was based on overall response rate (ORR) with the median follow-up duration of 6.6 months. The median duration of response was not reached. The efficacy results for KEYNOTE-170 are summarized in Table 86. For the 12 responders, the median time to first objective response was 2.9 months (range 2.4 to 8.5 months).

**Table 86: Efficacy Results in Patients with Refractory or Relapsed PMBCL.**

Endpoint	KEYNOTE-170* n=29
<b>Objective Response Rate*</b>	
ORR %, (95% CI)	41% (24, 61)
Complete Remission	14%
Partial Remission	28%
<b>Response Duration*</b>	
Median in months (range)	Not reached (1.1+,8.2+) <sup>†</sup>
* Assessed by blinded independent central review according to the 2007 revised IWG criteria	
<sup>†</sup> Based on patients (n=12) with a response by independent review	

The final efficacy analysis of KEYNOTE-170 included 53 patients. The ORR was 45% (95% CI: 32, 60) with a median follow-up time of 22.3 months. Ten (19%) patients achieved a best overall response of complete remission and 14 (26%) patients achieved a best overall response of partial remission. The median response duration was not reached (range: 1.1+ to 46.9+ months).

### **Urothelial Carcinoma**

#### **KEYNOTE-045: Controlled trial in urothelial carcinoma patients previously treated with platinum-containing chemotherapy**

The efficacy of Keytruda was evaluated in KEYNOTE-045, a multicenter, randomized (1:1), active-controlled trial in patients with locally advanced or metastatic urothelial carcinoma with disease progression on or after platinum-containing chemotherapy. The trial excluded patients with autoimmune disease or a medical condition that required immunosuppression.

Patients were randomized to receive either Keytruda 200 mg every 3 weeks (n=270) or investigator's choice of any of the following chemotherapy regimens all given intravenously every 3 weeks (n=272): paclitaxel 175 mg/m<sup>2</sup> (n=84); docetaxel 75 mg/m<sup>2</sup> (n=84); or vinflunine 320 mg/m<sup>2</sup> (n=87). Patients received Keytruda until unacceptable toxicity or disease progression. Clinically stable patients with initial evidence of disease progression were permitted to remain on treatment until disease progression was confirmed. Patients without disease progression were treated for up to 24 months. Treatment with pembrolizumab could be reinitiated for subsequent disease progression and administered for up to one additional year. Assessment of tumour status was performed at 9 weeks after randomization, then every 6 weeks through the first year, followed by every 12 weeks thereafter.

The major efficacy outcomes were OS and PFS as assessed by BICR per RECIST v1.1 at the time of the second interim analysis using the intent-to-treat (ITT) population. These outcomes were also assessed for the subgroup defined by PD-L1 CPS cutoff of  $\geq 10$  (PD-L1 positive). Additional efficacy outcome measures were ORR as assessed by BICR per RECIST v1.1 and duration of response.

Among the 542 randomized patients, the study population characteristics were: median age 66 years (range: 26 to 88); 58% age 65 or older; 74% male; 72% White and 23% Asian; 57% ECOG performance status of 1 or greater; and 96% M1 disease and 4% M0 disease. Eight-seven percent of patients had visceral metastases, including 34% with liver metastases. Eighty-six percent had a primary tumour in the lower tract and 14% had a primary tumour in the upper tract. Fifteen percent of patients had disease progression following prior platinum-containing neoadjuvant or adjuvant chemotherapy as the most recent line of therapy. Twenty-one percent had received 2 or more prior systemic regimens in the metastatic setting. Seventy-six percent of patients received prior cisplatin, 23% had prior carboplatin, and 1% were treated with other platinum-based regimens.

At a pre-specified interim analysis, the median follow-up time for 270 patients treated with Keytruda was 10.3 months. The study demonstrated statistically significant improvements in OS and ORR for patients in the ITT population randomized to Keytruda as compared to chemotherapy. No statistically significant difference was demonstrated between Keytruda and chemotherapy with respect to PFS. Table 87 summarizes the key efficacy measures and Figure 22 shows the Kaplan-Meier survival curve for OS.

**Table 87: Efficacy Results in Patients with Urothelial Carcinoma Previously Treated with Chemotherapy.**

Endpoint	Keytruda 200 mg every 3 weeks n=270	Chemotherapy n=272
<b>OS</b>		
Number (%) of patients with event	155 (57%)	179 (66%)
Hazard ratio* (95% CI)	0.73 (0.59, 0.91)	
p-Value <sup>†</sup>	0.002 <sup>‡</sup>	
Median in months (95% CI)	10.3 (8.0, 11.8)	7.4 (6.1, 8.3)
<b>PFS<sup>‡</sup></b>		
Number (%) of patients with event	218 (81%)	219 (81%)
Hazard ratio* (95% CI)	0.98 (0.81, 1.19)	
p-Value <sup>†</sup>	0.416 <sup>‡</sup>	
Median in months (95% CI)	2.1 (2.0, 2.2)	3.3 (2.3, 3.5)
<b>Objective Response Rate<sup>‡</sup></b>		
ORR % (95% CI)	21% (16, 27)	11% (8, 16)
Complete Response Rate (%)	7%	3%
Partial Response Rate (%)	14%	8%
p-Value <sup>§</sup>	0.001 <sup>¶</sup>	

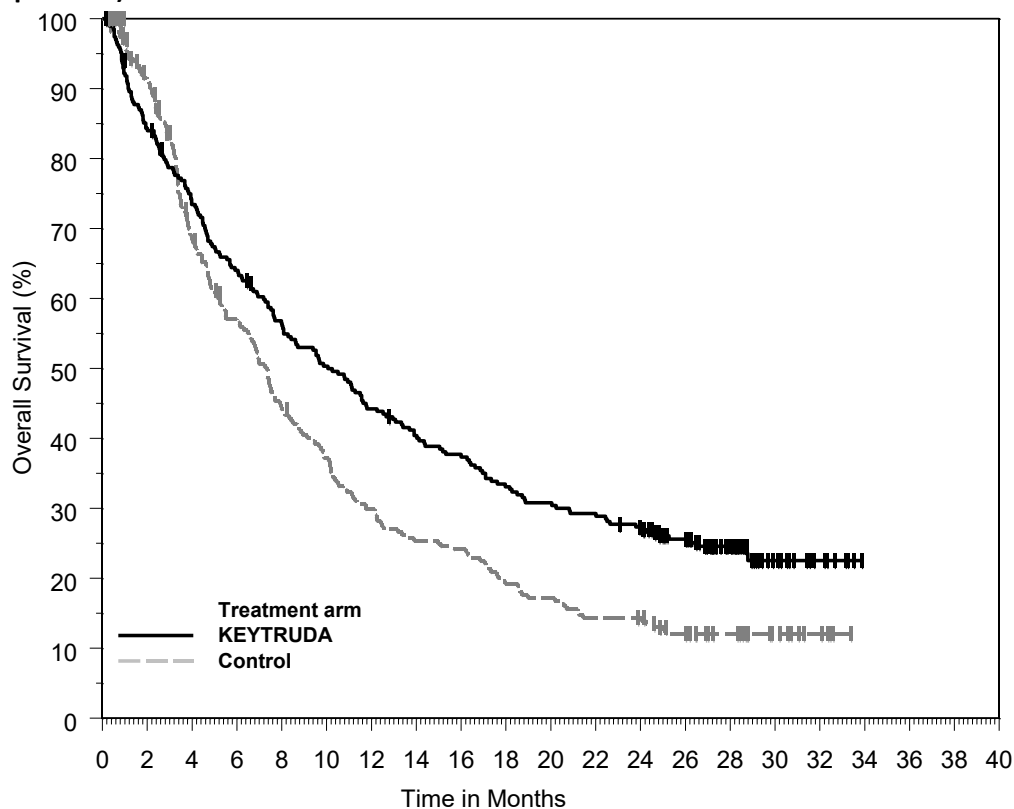
Endpoint	Keytruda 200 mg every 3 weeks n=270	Chemotherapy n=272
<b>Duration of Response</b>		
Median in months (range)	Not reached (1.6+, 15.6+)	4.3 (1.4+, 15.4+)
* Hazard ratio (Keytruda compared to chemotherapy) based on the stratified Cox proportional hazard model † Based on stratified Log rank test ‡ Assessed by BICR using RECIST 1.1 § Based on method by Miettinen and Nurminen £ p-value is compared with 0.0123 of the allocated alpha for the interim analysis € p-value is compared with 0.0151 of the allocated alpha for the interim analysis ¥ p-value is compared with 0.0170 of the allocated alpha for the interim analysis		

The interim analysis also demonstrated a statistically significant improvement in OS favouring Keytruda for patients whose tumours tested positive for PD-L1 CPS  $\geq$  10% [Hazard Ratio (HR) 0.57 (95% CI 0.37, 0.88)]. As with the ITT population, there was no statistically significant difference between Keytruda and chemotherapy with respect to PFS among patients whose tumours tested positive for PD-L1.

In exploratory subgroup analyses, a reduced survival benefit of Keytruda monotherapy compared to chemotherapy was observed in patients who were never smokers (n=187), who were classified as Non-White (n=133) (92% of whom identified with Asian ethnicity), or who lived in the East Asia geographic region (n=106). In never smokers, the HR for OS was 1.06 (95% CI: 0.72, 1.55) and the HR for PFS was 1.13 (95% CI: 0.80, 1.60). In Non-White subjects, the HR for OS was 1.12 (95% CI 0.70, 1.79) and the HR for PFS was 1.48 (95% CI 0.99, 2.23). In subjects from the East Asia geographic region, the HR for OS was 1.25 (95% CI: 0.72, 2.18) while the HR for PFS was 1.68 (95% CI: 1.05, 2.67).

The final descriptive analysis for OS was performed 13.6 months after the interim analysis with 419 patient events (200 for Keytruda and 219 for chemotherapy). Median OS was 10.1 months (95% CI: 8.0, 12.3) for Keytruda and 7.3 months (95% CI: 6.1, 8.1) for chemotherapy. The OS HR was 0.70 (95% CI: 0.57, 0.85). See Figure 22 for OS curve. In the final analysis of PFS there was no statistically significant difference between Keytruda and chemotherapy.

**Figure 22: Kaplan-Meier Curve for Overall Survival by Treatment Arm in KEYNOTE-045 (Intent to Treat Population)\***



Number at Risk	
KEYTRUDA:	270 226 195 170 148 132 116 105 98 86 80 76 67 52 33 14 7 0 0 0 0
Control:	272 234 173 140 109 91 73 62 59 47 42 35 34 24 18 10 4 0 0 0 0

\*based on the final analysis (a total of 419 deaths)

**KEYNOTE-052: Open-label trial in urothelial carcinoma patients ineligible for cisplatin-containing chemotherapy**

The efficacy of Keytruda was investigated in KEYNOTE-052, a multicenter, open-label, single arm trial of patients with locally advanced unresectable or metastatic urothelial carcinoma who were not eligible for cisplatin-containing chemotherapy. The trial excluded patients with autoimmune disease or a medical condition that required immunosuppression.

Patients received Keytruda 200 mg every 3 weeks until unacceptable toxicity or disease progression. If benefits were deemed to outweigh the risks based on clinical judgement, clinically stable patients with initial radiographic disease progression could continue treatment until disease progression was confirmed. Patients without disease progression could be treated for up to 24 months. Assessment of tumour status was performed at 9 weeks after the first dose, then every 6 weeks through the first year, followed by every 12 weeks thereafter.

Among the 370 treated patients, baseline characteristics were: median age 74 years (82% age 65 or older); 77% male; and 89% White and 7% Asian. Eighty-one percent had a primary tumour in the lower tract, and 19% of patients had a primary tumour in the upper tract. Eighty-eight percent had M1

disease, 12% had M0 disease. Eighty-five percent of patients had visceral metastases, including 21% with liver metastases. Ninety percent of patients were treatment naïve, and 10% received prior adjuvant or neoadjuvant platinum-based chemotherapy. Reasons for cisplatin ineligibility included: 50% with baseline creatinine clearance of <60 mL/min; 32% with ECOG performance status of 2; 9% with ECOG performance status of 2 and baseline creatinine clearance of <60 mL/min; and 9% with other reasons (Class III heart failure, Grade 2 or greater peripheral neuropathy, and Grade 2 or greater hearing loss). In the study, PD-L1 status by the combined positive score (CPS) was determined using the PD-L1 IHC 22C3 pharmDx<sup>\*</sup> Kit (See [4 DOSAGE AND ADMINISTRATION](#): Patient Selection). Among the 370 patients, 30% (n = 110) had tumours that expressed PD-L1 CPS ≥ 10 and 68% (n = 251) had tumours that expressed PD-L1 CPS <10.

The primary efficacy outcome measure was Objective Response Rate (ORR) according to RECIST 1.1 as assessed by the blinded independent central radiology review. The key secondary efficacy outcome measure was duration of response. A confirmation of response by repeat radiographic assessment was required 4 to 6 weeks after the initial assessment.

The median follow-up time for the 370 patients treated with Keytruda was 11.5 months (range 0.1 – 31.3 months). Efficacy results are summarized in Table 88.

**Table 88: Efficacy Results in Patients with Urothelial Carcinoma Ineligible for Cisplatin-Containing Chemotherapy in KEYNOTE-052.**

Endpoint	All Subjects n=370
<b>Objective Response Rate*</b>	
ORR %, (95% CI)	29% (25, 34)
Complete Response	8%
Partial Response	21%
<b>Response Duration</b>	
Median in months (range)	Not reached (1.4+, 27.9+)
% with duration ≥ 6-months	82% <sup>†</sup>
* Assessed by BICR using RECIST 1.1	
<sup>†</sup> Based on Kaplan-Meier estimates; includes 85 patients with responses of 6 months or longer	

In an exploratory subgroup analysis, the ORRs were 47% and 21% among subjects with PD-L1 CPS ≥ 10 and subjects with PD-L1 CPS <10 respectively.

***KEYNOTE-057: Open label trial in BCG-unresponsive High-Risk Non-Muscle Invasive Bladder Cancer***

The efficacy of Keytruda was investigated in KEYNOTE-057, a multicenter, open-label, single-arm trial in 96 patients with Bacillus Calmette-Guerin (BCG)-unresponsive, high-risk, non-muscle invasive bladder cancer (NMIBC) with carcinoma in-situ (CIS) with or without papillary tumours who are ineligible for or have elected not to undergo cystectomy. BCG-unresponsive high-risk NMIBC is defined as persistent disease despite adequate BCG therapy, disease recurrence after an initial tumour-free state following adequate BCG therapy, or T1 disease following a single induction course of BCG. Prior to treatment, all patients had received adequate BCG therapy, had undergone recent cystoscopic procedure(s) and transurethral resection of bladder tumour (TURBT) to remove all resectable disease (Ta and T1 components) and assure the absence of muscle invasive disease. Residual CIS (Tis components) not amenable to complete resection was acceptable. The trial excluded patients with muscle invasive (i.e.,

T2, T3, T4) locally advanced non-resectable or metastatic urothelial carcinoma, concurrent extra-vesical (i.e., urethra, ureter or renal pelvis) non-muscle invasive transitional cell carcinoma of the urothelium, autoimmune disease or a medical condition that required immunosuppression.

Patients received Keytruda 200 mg every 3 weeks until unacceptable toxicity, persistent or recurrent high-risk NMIBC, or progressive disease. Assessment of tumour status was performed every 12 weeks, and patients without disease progression could be treated for up to 24 months or 35 administrations, whichever was longer. The major efficacy outcome measure was complete response (as defined by negative results for cystoscopy [with TURBT/biopsies as applicable], urine cytology, and computed tomography urography [CTU] imaging) at the first assessment (12 weeks). Duration of response was a key supportive endpoint.

The study population characteristics were: median age 73 years (69% age 65 or older); 84% male; 67% White; and 73% and 27% with an ECOG performance status of 0 or 1, respectively. Tumour pattern at study entry was CIS with T1 (13%), CIS with high grade TA (25%), and CIS (63%). Baseline high-risk NMIBC disease status was 27% persistent and 73% recurrent. The median number of prior instillations of BCG was 12.

The median follow-up time was 28.0 months (range: 4.6 to 40.5 months). Efficacy results are summarized in Table 89. A total of 36 patients went on to receive radical cystectomy. Upon review of pathology, 2 patients who underwent cystectomy within 90 days after treatment discontinuation were found to have T2 disease, and one patient who underwent cystectomy greater than 1 year after treatment discontinuation had T3 disease. No patients progressed to muscle invasive or metastatic bladder cancer while on study therapy, based on protocol specified disease assessments.

**Table 89: Efficacy Results for Patients with BCG-unresponsive, High-Risk NMIBC in KEYNOTE-057.**

Endpoint	n=96
<b>Complete Response Rate % (95% CI)*</b>	41% (30.7, 51.1)
<b>Response Duration<sup>†</sup></b>	
Median in months (range)	16.2 (0.0+, 30.4+)
% (n) with duration ≥ 6 months	69% (27)
% (n) with duration ≥ 12 months	46% (18)
*Based on negative cystoscopy (with TURBT/biopsies as applicable), urine cytology, and computed tomography urography (CTU imaging) at the first assessment (12 weeks).	
<sup>†</sup> Based on patients who achieved a complete response (n=39). Duration reflects period from the time complete response was achieved.	
+Denotes ongoing response	

### Microsatellite Instability-High Colorectal Cancer

#### KEYNOTE-177: Controlled trial in colorectal carcinoma patients previously untreated for metastatic MSI-H or dMMR CRC

The efficacy of Keytruda was investigated in KEYNOTE-177, a multicenter, randomized, open-label, active-controlled trial that enrolled 307 patients with previously untreated metastatic MSI-H or dMMR CRC. MSI or MMR tumour status was determined locally using polymerase chain reaction (PCR) or immunohistochemistry (IHC), respectively. Patients with autoimmune disease or a medical condition that required immunosuppression were ineligible.

Patients were randomized (1:1) to receive Keytruda 200 mg intravenously every 3 weeks or investigator's choice of the following chemotherapy regimens given intravenously every 2 weeks:

- mFOLFOX6 (oxaliplatin, leucovorin, and FU) or mFOLFOX6 in combination with either bevacizumab or cetuximab: Oxaliplatin 85 mg/m<sup>2</sup>, leucovorin 400 mg/m<sup>2</sup> (or levoleucovorin 200 mg/m<sup>2</sup>), and FU 400 mg/m<sup>2</sup> bolus on Day 1, then FU 2400 mg/m<sup>2</sup> over 46-48 hours. Bevacizumab 5 mg/kg on Day 1 or cetuximab 400 mg/m<sup>2</sup> on first infusion, then 250 mg/m<sup>2</sup> weekly.
- FOLFIRI (irinotecan, leucovorin, and FU) or FOLFIRI in combination with either bevacizumab or cetuximab: Irinotecan 180 mg/m<sup>2</sup>, leucovorin 400 mg/m<sup>2</sup> (or levoleucovorin 200 mg/m<sup>2</sup>), and FU 400 mg/m<sup>2</sup> bolus on Day 1, then FU 2400 mg/m<sup>2</sup> over 46-48 hours. Bevacizumab 5 mg/kg on Day 1 or cetuximab 400 mg/m<sup>2</sup> on first infusion, then 250 mg/m<sup>2</sup> weekly.

Treatment with Keytruda or chemotherapy continued until RECIST v1.1-defined progression of disease as determined by the investigator or unacceptable toxicity. Patients treated with Keytruda without disease progression could be treated for up to 24 months or 35 administrations, whichever was longer. Treatment with pembrolizumab could be reinitiated for subsequent disease progression and administered for up to one additional year. Assessment of tumour status was performed every 9 weeks. Patients randomized to chemotherapy were offered Keytruda at the time of disease progression. The primary efficacy outcome measures were PFS (as assessed by BICR according to RECIST v1.1) and OS. The secondary outcome measure was ORR.

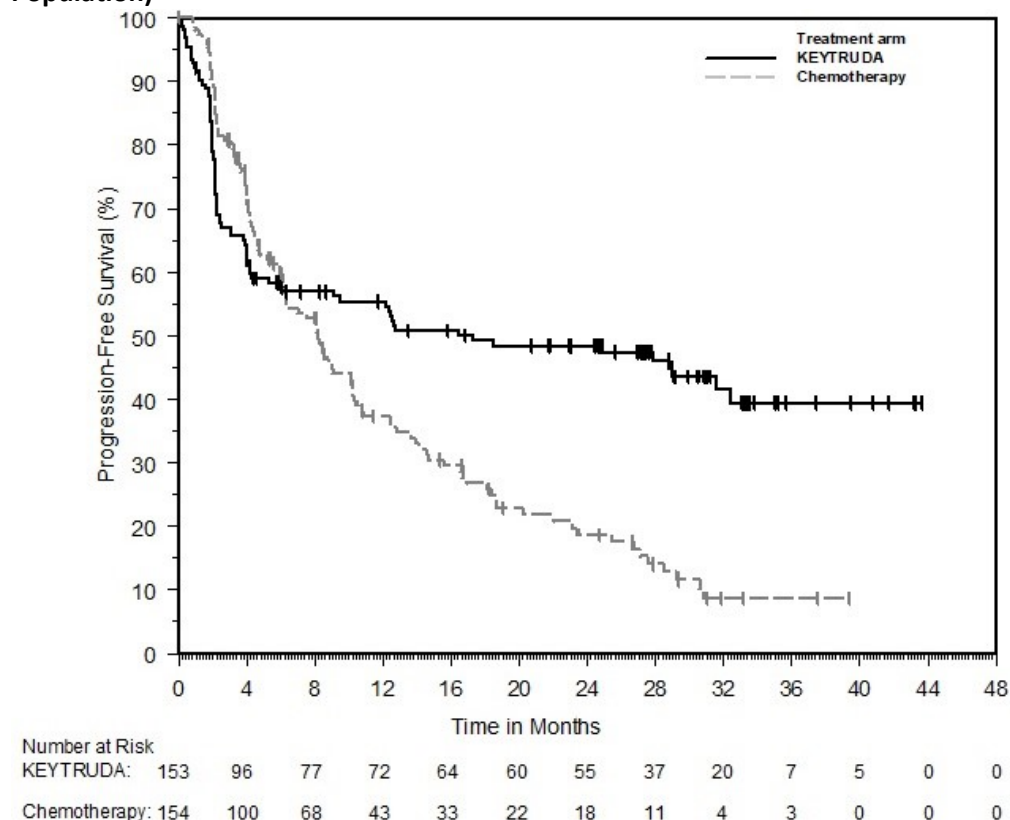
The trial demonstrated a statistically significant improvement in PFS for patients randomized to Keytruda compared with chemotherapy. The median follow-up at the time of the PFS analysis was 27.6 months (range: 0.2 to 48.3 months). At the time of the PFS analysis, the overall survival data were not mature (66% of the required number of events for the OS final analysis). Table 90 and Figure 23 summarize the key efficacy measures for KEYNOTE-177 assessed at the time of the PFS analysis.

**Table 90: Efficacy Results in Patients with MSI-H or dMMR CRC in KEYNOTE-177.**

Endpoint	Keytruda 200 mg every 3 weeks n=153	Chemotherapy  n=154
<b>PFS</b>		
Number (%) of patients with event	82 (54%)	113 (73%)
Median in months (95% CI)	16.5 (5.4, 32.4)	8.2 (6.1, 10.2)
Hazard ratio* (95% CI)	0.60 (0.45, 0.80)	
p-Value <sup>†</sup>	0.0002	
<b>Objective Response Rate</b>		
ORR (95% CI)	44% (35.8, 52.0)	33% (25.8, 41.1)
Complete response rate	11%	4%
Partial response rate	33%	29%
* Based on Cox regression model		
† Based on log-rank test (compared to a significance level of 0.0117)		

The protocol-specified final analysis for OS was performed 12 months after the PFS analysis, with 140 patient events (62 for Keytruda and 78 for chemotherapy). There was no statistically significant difference between Keytruda and chemotherapy. The HR for OS was 0.74 (95% CI: 0.53, 1.03), with a p-value of 0.0359 (based on log-rank test compared to a significance level of 0.0246). Median OS was not reached (95% CI: 49.2 months, NR) for Keytruda and was 36.7 months (95% CI: 27.6 months, NR) for chemotherapy. Sixty percent of patients who had been randomized to receive chemotherapy had crossed over to receive subsequent anti-PD-1/PD-L1 therapies including Keytruda.

**Figure 23: Kaplan-Meier Curve for PFS by Treatment Arm in KEYNOTE-177 (Intent to Treat Population)**



In an exploratory subgroup analysis, the estimated PFS HRs for Keytruda versus chemotherapy for the KRAS/NRAS/BRAF all wild type (N=69) subgroup and mutant KRAS or NRAS (N=74) subgroup were 0.28 (95% CI 0.14, 0.55) and 1.19 (95% CI 0.68, 2.07), respectively.

At the time of the PFS analysis corresponding to a median follow up duration of 27.6 months, the median duration of response was not reached in patients treated with Keytruda versus 10.6 months in patients treated with chemotherapy.

### Microsatellite Instability-High Cancer (MSI-H)

#### KEYNOTE-164 and KEYNOTE-158: Single-arm open-label studies in patients with MSI-H, including mismatch repair deficient (dMMR), cancer who have received prior therapy

The efficacy of Keytruda was investigated in 218 patients with MSI-H or dMMR cancer enrolled in two single-arm multicenter, nonrandomized, open-label, multi-cohort Phase II studies. Regardless of histology, MSI or MMR tumour status was determined using polymerase chain reaction (PCR) or immunohistochemistry (IHC), respectively. Efficacy was evaluated in 124 patients enrolled in KEYNOTE-164 with advanced MSI-H or dMMR colorectal cancer (CRC) that progressed following treatment with a fluoropyrimidine, oxaliplatin, and irinotecan. Efficacy was also evaluated in 94 patients enrolled in KEYNOTE-158, cohorts D and K, with advanced MSI-H or dMMR endometrial cancer who had disease progression following prior therapy and had no satisfactory alternative treatment options. Patients with autoimmune disease or a medical condition that required immunosuppression were ineligible for either trial.

Patients received Keytruda 200 mg every 3 weeks until unacceptable toxicity or disease progression. Clinically stable patients with initial evidence of disease progression were permitted to remain on treatment until disease progression was confirmed. Patients without disease progression were treated for up to 24 months. Treatment with pembrolizumab could be reinitiated for subsequent disease progression and administered for up to one additional year. Assessment of tumour status was performed every 9 weeks through the first year, then every 12 weeks thereafter. The major efficacy outcome measures were ORR and duration of response according to RECIST 1.1.

Among the 124 patients with MSI H colorectal cancer (CRC) and the 94 patients with endometrial cancer, the baseline characteristics were (for CRC and endometrial cancer, respectively): median age 56 years vs 64 years (35% vs 47% age 65 or older); 56% of patients with CRC were male; 68% vs 84% White, 27% vs 7% Asian; and ECOG PS 0 (41% vs 45%) and 1 (59% vs 55%); 97% of patients with CRC and 96% of patients with endometrial cancer had M1 disease; and 3% of patients with CRC and 4% of patients with endometrial cancer had M0 disease. Seventy-six percent of patients with CRC and 48% of patients with endometrial cancer received two or more prior lines of therapy.

The median follow-up times for 124 CRC patients and 94 endometrial cancer patients treated with Keytruda were 37.3 months and 24.2 months, respectively. Efficacy results are summarized in Table 91.

**Table 91: Efficacy Results for Patients with MSI-H or dMMR CRC or Endometrial Cancer.**

Endpoint	CRC n=124	Endometrial Cancer n=94
<b>Objective Response Rate*</b>		
ORR %, (95% CI)	34% (25.6, 42.9)	50% (39.5, 60.5)
Complete Response	10%	16%
Partial Response	24%	34%
Stable Disease	19%	18%
Disease Control Rate <sup>†</sup>	53%	68%
<b>Response Duration*</b>		
Median in months (range)	Not reached (4.4, 58.5+)	63.2 (2.9, 63.2)
% with duration ≥ 12 months	95% <sup>‡</sup>	87% <sup>§</sup>
% with duration ≥ 36 months	92% <sup>¶</sup>	66% <sup>#</sup>
<b>Time to Response</b>		

Endpoint	CRC n=124	Endometrial Cancer n=94
Median in months (range)	4.1 (1.8, 31.3)	2.1 (1.3, 12.7)
* Assessed by BICR using RECIST 1.1 † Based on best response of stable disease or better ‡ Based on Kaplan-Meier estimates; includes 34 patients with response of 12 months or longer § Based on Kaplan-Meier estimates; includes 34 patients with response of 12 months or longer ¶ Based on Kaplan-Meier estimates; includes 21 patients with response of 36 months or longer # Based on Kaplan-Meier estimates; includes 15 patients with response of 36 months or longer + Denotes ongoing response		

**Endometrial Carcinoma**

*KEYNOTE-146: Open label trial in patients with endometrial carcinoma that is not MSI-H or dMMR*

The efficacy of Keytruda in combination with lenvatinib was investigated in a multicenter, single-arm, open-label, multi-cohort trial that enrolled 108 patients with metastatic endometrial carcinoma that had progressed following at least one prior platinum-based systemic therapy in any setting. Eligible patients were 18 years of age or older with pathologically confirmed endometrial carcinoma and had an ECOG performance status of 0 or 1. Patients with active autoimmune disease or a medical condition that required immunosuppression were ineligible.

Patients were treated with Keytruda 200 mg intravenously every 3 weeks in combination with lenvatinib 20 mg orally once daily until unacceptable toxicity or disease progression as determined by the investigator. The major efficacy outcome measures were ORR and DOR by independent radiologic review committee (IRC) using RECIST v1.1.

Administration of Keytruda and lenvatinib was permitted beyond RECIST-defined disease progression if the patient was clinically stable and considered by the investigator to be deriving clinical benefit. Keytruda dosing was continued for a maximum of 24 months; however, treatment with lenvatinib could be continued beyond 24 months. Assessment of tumour status was performed at baseline and then every 6 weeks until week 24, followed by every 9 weeks thereafter.

Among the 108 patients, 87% (n=94) had tumours that were not MSI-H or dMMR, 10% (n=11) had tumours that were MSI-H or dMMR, and in 3% (n=3) the status was not known. Tumour MSI status was determined using a polymerase chain reaction (PCR) test. Tumour MMR status was determined using an immunohistochemistry (IHC) test. The baseline characteristics of the 94 patients with tumours that were not MSI-H or dMMR were: median age of 66 years with 62% age 65 or older; 86% White, 6% Black, 4% Asian, 3% other races; and ECOG PS of 0 (52%) or 1 (48%). The majority of patients had endometrioid (48.9%) or serous (35.1%) histology. All 94 patients received prior platinum-based systemic therapy for endometrial carcinoma: 51% received one; 38% received two; and 11% received three or more prior systemic therapies.

Efficacy results are summarized in Table 92.

**Table 92 Efficacy Results for Patients with Endometrial Carcinoma that is not MSI-H or dMMR in KEYNOTE-146.**

	<b>Keytruda with lenvatinib N=94</b>
<b>Objective Response Rate (ORR)</b>	
ORR (95% CI)	38.3% (29%, 49%)
Complete Response, n (%)	10 (10.6%)
Partial Response, n (%)	26 (27.7%)
<b>Duration of Response</b>	
Median in months (range)	NR (1.2+, 33.1+) <sup>†</sup>
Duration of response ≥ 6 months, n (%)	25 (69%)
Tumour assessments were based on RECIST 1.1 per independent radiologic review committee (IRC). All responses were confirmed. Median follow-up time of 18.7 months <sup>†</sup> Based on patients (n=36) with a response by independent review <sup>+</sup> Censored at Data cutoff CI = confidence interval; NR= Not reached.	

*KEYNOTE-775: Controlled trial of combination therapy in patients with advanced endometrial carcinoma, who have received prior systemic therapy*

The efficacy of Keytruda in combination with lenvatinib was investigated in KEYNOTE-775 , a multicenter, open-label, randomized, active-controlled trial that enrolled 827 patients with advanced endometrial carcinoma who had been previously treated with at least one prior platinum-based chemotherapy regimen in any setting, including in the neoadjuvant and adjuvant settings.

Patients with endometrial sarcoma, including carcinosarcoma, or patients who had active autoimmune disease or a medical condition that required immunosuppression were ineligible. Patients with endometrial carcinoma that were not MSI-H or dMMR were stratified by ECOG performance status, geographic region, and history of pelvic radiation. Patients were randomized (1:1) to one of the following treatment arms:

- Keytruda 200 mg intravenously every 3 weeks in combination with lenvatinib 20 mg orally once daily.
- Investigator’s choice, consisting of either doxorubicin 60 mg/m<sup>2</sup> every 3 weeks or paclitaxel 80 mg/m<sup>2</sup> given weekly, 3 weeks on/1 week off.

Treatment with Keytruda and lenvatinib continued until RECIST v1.1-defined progression of disease as verified by BICR, unacceptable toxicity, or for Keytruda, a maximum of 24 months or up to 35 administrations which ever was longer; however, treatment with lenvatinib could be continued beyond 24 months.

Treatment was permitted beyond RECIST v1.1-defined disease progression if the treating investigator considered the patient to be deriving clinical benefit, and the treatment was tolerated. Assessment of

tumor status was performed every 8 weeks. The primary efficacy outcome measures were OS and PFS as assessed by BICR according to RECIST v1.1, modified to follow a maximum of 10 target lesions and a maximum of 5 target lesions per organ. Additional efficacy outcome measures included ORR and DoR, as assessed by BICR.

Among the 697 not dMMR patients, 346 patients were randomized to Keytruda in combination with lenvatinib, and 351 patients were randomized to investigator's choice of doxorubicin (n=254) or paclitaxel (n=97). The not dMMR population characteristics were: median age of 65 years (range: 30 to 86), 52% age 65 or older; 62% White, 22% Asian, and 3% Black; 60% ECOG PS of 0 and 40% ECOG PS of 1. The histologic subtypes were endometrioid carcinoma (55%), serous (30%), clear cell carcinoma (7%), mixed (4%), and other (3%). All 697 of these patients received prior systemic therapy for endometrial carcinoma: 67% had one, 30% had two, and 3% had three or more prior systemic therapies. Thirty-seven percent of patients received only prior neoadjuvant or adjuvant therapy.

Efficacy results for the not MSI-H or dMMR patients are summarized in Table 93 and Figure 24 and Figure 25.

**Table 93 : Efficacy Results for Patients with Advanced Endometrial Carcinoma that is not MSI-H or dMMR in KEYNOTE-775**

Endpoint	Endometrial Carcinoma (not MSI-H or dMMR)	
	Keytruda 200 mg every 3 weeks and Lenvatinib n=346	Doxorubicin or Paclitaxel  n=351
<b>OS</b>		
Number (%) of patients with event	165 (48%)	203 (58%)
Median in months (95% CI)	17.4 (14.2, 19.9)	12.0 (10.8, 13.3)
Hazard ratio* (95% CI)	0.68 (0.56, 0.84)	
p-Value <sup>†</sup>	0.0001	
<b>PFS</b>		
Number (%) of patients with event	247 (71%)	238 (68%)
Median in months (95% CI)	6.6 (5.6, 7.4)	3.8 (3.6, 5.0)
Hazard ratio* (95% CI)	0.60 (0.50, 0.72)	
p-Value <sup>†</sup>	<0.0001	
<b>Objective Response Rate</b>		
ORR <sup>‡</sup> (95% CI)	30% (26, 36)	15% (12, 19)
Complete response rate	5%	3%
Partial response rate	25%	13%
p-Value <sup>¶</sup>	<0.0001	

\* Based on the stratified Cox regression model

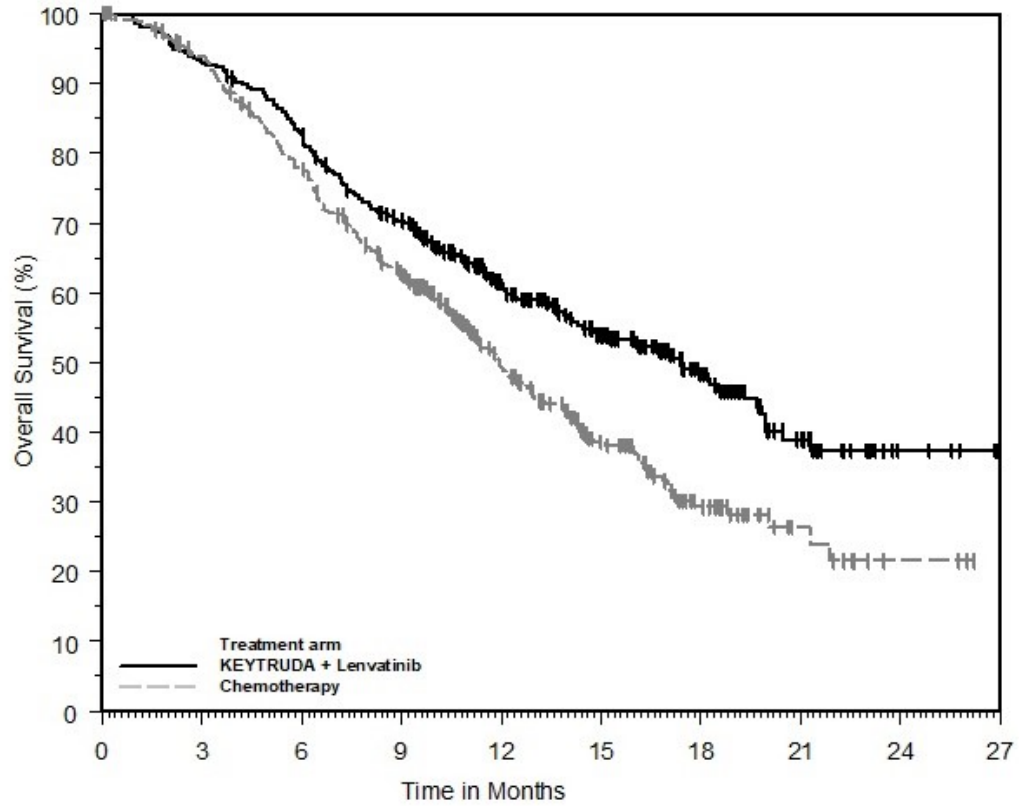
† Based on stratified log-rank test

‡ Response: Best objective response as confirmed complete response or partial response

¶ Based on Miettinen and Nurminen method stratified by ECOG performance status, geographic region, and history of pelvic radiation

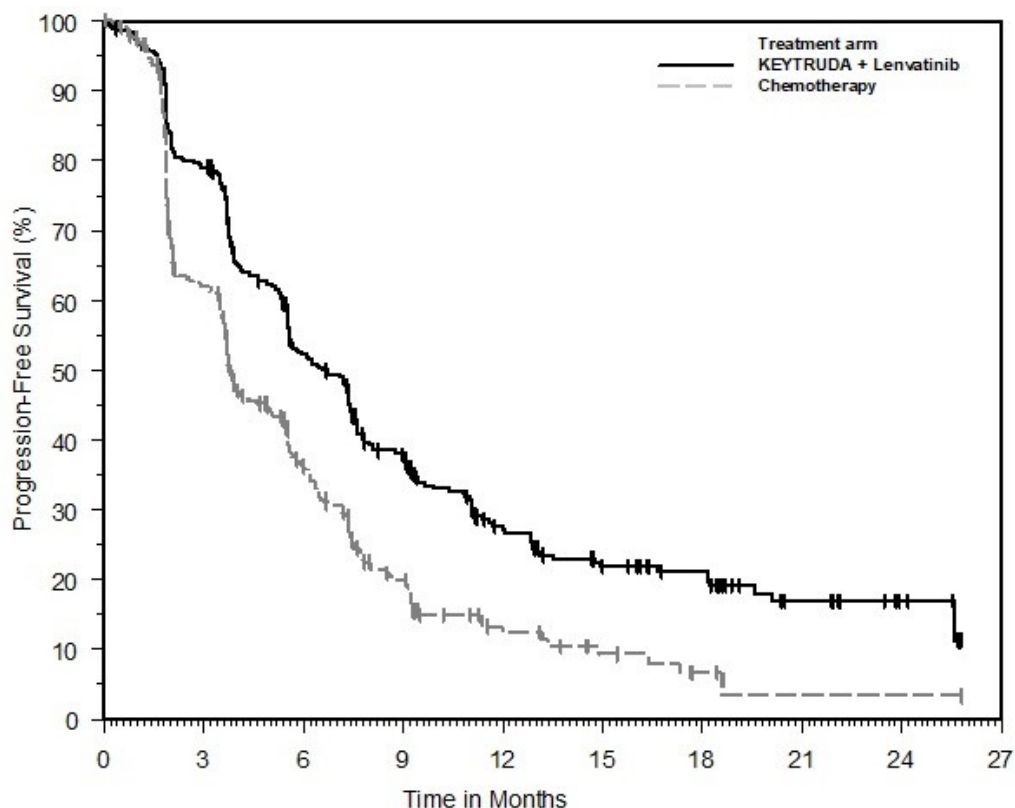
The exploratory analyses in responders suggested the median duration of response of 9.2 months (range from 1.6+ to 23.7+) for Keytruda in combination with lenvatinib treated patients (n=105) and 5.7 months (0+ to 24.2+ months) for patients treated with doxorubicin or paclitaxel (n=53).

**Figure 24: Kaplan-Meier Curve for Overall Survival in KEYNOTE-775 (Not MSI-H or dMMR)**



Number at Risk	0	3	6	9	12	15	18	21	24	27
KEYTRUDA + Lenvatinib:	346	322	285	232	160	109	62	28	5	0
Chemotherapy:	351	319	262	201	120	70	33	11	3	0

**Figure 25: Kaplan-Meier Curve for Progression-Free Survival in KEYNOTE-775 (Not MSI-H or dMMR)**



Number at Risk	0	3	6	9	12	15	18	21	24	27
KEYTRUDA + Lenvatinib:	346	264	165	112	60	39	30	12	5	0
Chemotherapy:	351	177	83	37	15	8	3	1	1	0

### Renal Cell Carcinoma

#### KEYNOTE-426: Controlled trial of combination therapy with axitinib in patients with advanced or metastatic RCC naïve to treatment

The efficacy of Keytruda in combination with axitinib was investigated in a randomized, multicenter, open-label, active-controlled trial KEYNOTE-426, conducted in patients with advanced or metastatic RCC with clear cell component, regardless of PD-L1 tumour status and International Metastatic RCC Database Consortium (IMDC) risk group categories. The trial excluded patients with autoimmune disease or a medical condition that required systemic immunosuppression within the last 2 years. Patients were randomized (1:1) to receive either Keytruda 200 mg once every 3 weeks in combination with axitinib 5 mg twice daily or sunitinib 50 mg once daily for 4 weeks and then off treatment for 2 weeks. Randomization was stratified by risk categories (favorable versus intermediate versus poor) and geographic region (North America versus Western Europe versus “Rest of the World”).

Treatment with Keytruda and axitinib continued until RECIST 1.1-defined progression of disease as verified by BICR or confirmed by the investigator, unacceptable toxicity, or for Keytruda, for up to 24 months or 35 administrations, whichever was longer. Administration of Keytruda and axitinib was permitted beyond RECIST 1.1-defined disease progression if the patient was clinically stable and

considered to be deriving clinical benefit by the investigator. Treatment with pembrolizumab could be reinitiated for subsequent disease progression and administered for up to one additional year. Assessment of tumour status was performed at baseline, after randomization at Week 12, then every 6 weeks thereafter until Week 54, and then every 12 weeks thereafter.

Among the 861 patients in KEYNOTE-426 (432 patients in the Keytruda combination arm and 429 in the sunitinib arm), baseline characteristics were: median age of 62 years (range: 26 to 90); 38% age 65 or older; 73% male; 79% White and 16% Asian; 99.9% had a Karnofsky Performance Score (KPS) of  $\geq 70\%$ ; and patient distribution by IMDC risk categories was 31% favorable, 56% intermediate and 13% poor.

The primary efficacy outcome measures were OS and PFS (as assessed by BICR according to RECIST 1.1, modified to follow a maximum of 10 target lesions and a maximum of 5 target lesions per organ). Secondary efficacy outcome measures were objective response rate (ORR) and response duration, as assessed by BICR using RECIST 1.1, modified to follow a maximum of 10 target lesions and a maximum of 5 target lesions per organ. The median follow-up time for the Keytruda combination arm was 13.2 months (range: 0.1 – 21.5 months). Table 94 summarizes key efficacy measures at the pre-specified first interim analysis. OS and PFS benefits were observed in the Intent To Treat population and regardless of PD-L1 expression level.

**Table 94: Efficacy Results for Patients with Advanced and Metastatic RCC in KEYNOTE-426, Interim Analysis 1 (Intent To Treat Population).**

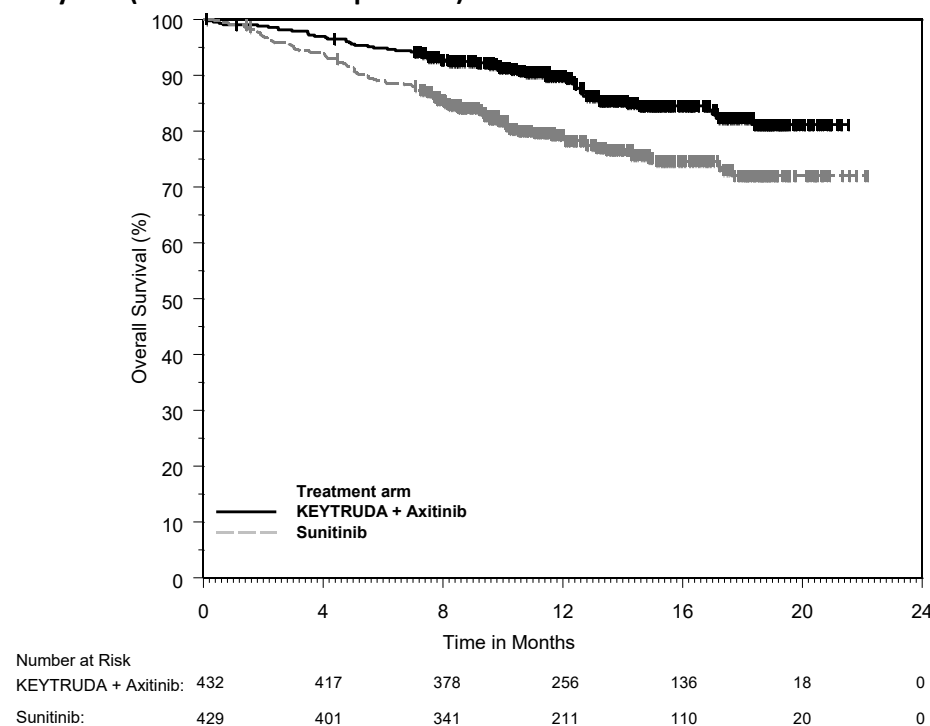
Endpoint	Keytruda with axitinib n=432	Sunitinib n=429
<b>Primary Efficacy Outcome Measure OS<sup>a</sup></b>		
Number of patients with event (%)	59 (14%)	97 (23%)
Median in months (95% CI)	Not reached (NA, NA)	Not reached (NA, NA)
Hazard ratio* (95% CI)	0.53 (0.38, 0.74)	
p-Value <sup>†</sup>	0.00005	
<b>Primary Efficacy Outcome Measure PFS<sup>a</sup></b>		
Number of patients with event (%)	183 (42%)	213 (50%)
Median in months (95% CI)	15.1 (12.6, 17.7)	11.1 (8.7, 12.5)
Hazard ratio* (95% CI)	0.69 (0.56, 0.84)	
p-Value <sup>†</sup>	0.00012	
<b>Secondary Efficacy Outcome Measure ORR<sup>a</sup></b>		
Overall response rate <sup>‡</sup> (95% CI)	59% (54, 64)	36% (31, 40)
Complete response	6%	2%
Partial response	53%	34%
p-Value <sup>§</sup>	<0.0001	
<sup>a</sup> The initial one-sided type 1 error rate level for OS, PFS, ORR were 0.023, 0.002, and 0.025 respectively. The corresponding p-value bounds at the interim analysis for OS and PFS were 0.0001 and 0.0013, respectively. For ORR, the corresponding p-value bound after alpha reallocation from PFS and OS following pre-specified multiplicity adjustment was 0.025. <sup>*</sup> Based on the stratified Cox proportional hazard model <sup>†</sup> Based on stratified log-rank test. <sup>‡</sup> Based on patients with a best overall response as confirmed complete or partial response		

Endpoint	Keytruda with axitinib n=432	Sunitinib n=429
<sup>§</sup> Based on Miettinen and Nurminen method stratified by IMDC risk group and geographic region NA = not available		

The final OS analysis was performed at a median follow-up of 37.7 months after 418 patient events (193 in the Keytruda and axitinib arm and 225 in the sunitinib arm). Median OS was 45.7 months (95% CI: 43.6, NA) in the Keytruda and axitinib arm and 40.1 months (95% CI: 34.3, 44.2) in the sunitinib arm. Approximately 47.2% of participants in the Keytruda and axitinib arm and 65.5% of participants in the sunitinib arm received a new subsequent anticancer therapy. The OS HR was 0.73 (95% CI: 0.60, 0.88).

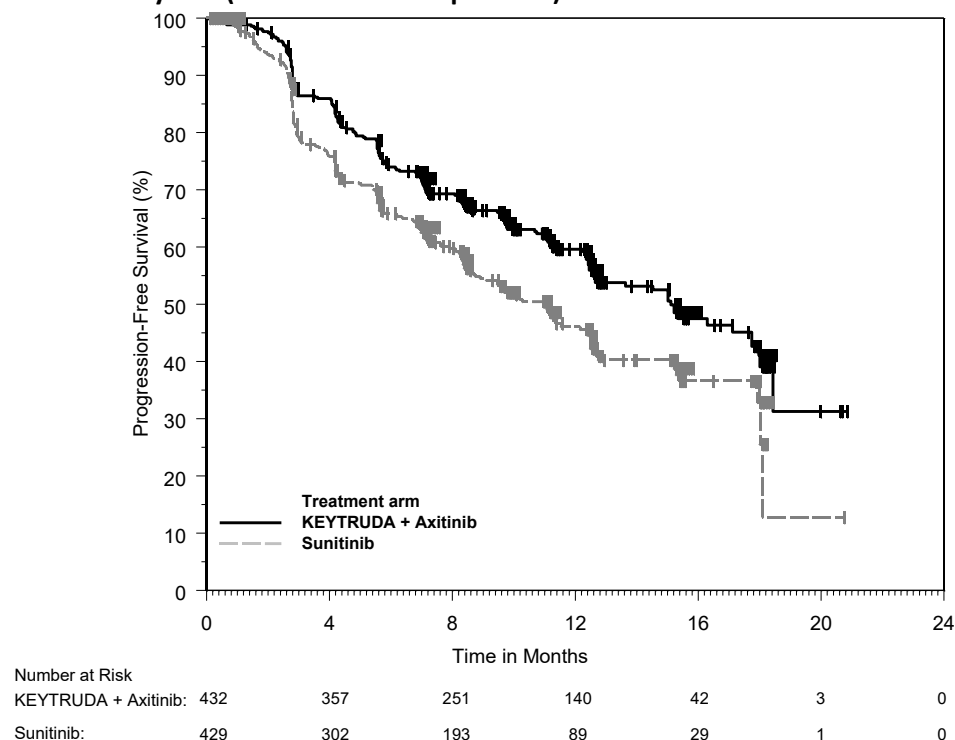
In an exploratory analysis, the updated analysis of OS in patients with IMDC favourable, intermediate, and poor risk demonstrated a HR of 1.17 (95% CI: 0.76, 1.80), 0.67 (95% CI: 0.52, 0.86) and 0.51 (95% CI: 0.32, 0.81), respectively.

**Figure 26: Kaplan-Meier Curve for Overall Survival by Treatment Arm in KEYNOTE-426, Interim Analysis 1 (Intent to Treat Population)**



The OS Kaplan-Meier curves separated in favour of pembrolizumab + axitinib at the first Interim Analysis and remained separated at the time of the final analysis of 51-month follow-up.

**Figure 27: Kaplan-Meier Curve for Progression-Free Survival by Treatment Arm in KEYNOTE-426, Interim Analysis 1 (Intent to Treat Population)**



**KEYNOTE-581: Controlled trial of combination therapy with lenvatinib in patients with advanced or metastatic RCC with no prior systemic therapy**

The efficacy of Keytruda in combination with lenvatinib was investigated in KEYNOTE-581, a multicenter, open-label, randomized trial conducted in 1069 patients with advanced or metastatic RCC, with clear cell component, who have not received prior systemic therapy for metastatic RCC. Patients were enrolled regardless of PD-L1 tumor expression status. Patients were stratified by geographic region (North America versus Western Europe versus “Rest of the World”) and Memorial Sloan Kettering Cancer Center (MSKCC) prognostic groups (favorable versus intermediate versus poor risk). The study excluded patients with active autoimmune disease or a medical condition that required immunosuppression, active brain metastasis, poorly controlled hypertension, uncontrolled adrenal insufficiency, gastrointestinal malabsorption, bleeding or thrombotic disorders.

Patients were randomized (1:1:1) to one of the following treatment arms:

- Keytruda 200 mg intravenously every 3 weeks up to 24 months in combination with lenvatinib 20 mg orally once daily (n=355).
- Lenvatinib 18 mg orally once daily in combination with everolimus 5 mg orally once daily (n=357).
- Sunitinib 50 mg orally once daily for 4 weeks then off treatment for 2 weeks (n=357).

Treatment continued until unacceptable toxicity or disease progression as determined by the investigator and confirmed by BICR using RECIST 1.1. Administration of Keytruda with lenvatinib was permitted beyond RECIST-defined disease progression if the patient was clinically stable and considered by the investigator to be deriving clinical benefit. Keytruda was continued for a maximum of 24 months

or 35 administrations which ever was longer; however, treatment with lenvatinib could be continued beyond 24 months. Assessment of tumor status was performed at baseline and then every 8 weeks.

The study population baseline characteristics were in general comparable between the treatment arms with a median age of 62 years (range: 29 to 88 years); 42% were age 65 or older and 11% age 75 or older; 75% male; 74% White, 21% Asian, 1% Black, and 2% other races; 18% and 82% of patients had a baseline KPS of 70% to 80% and 90% to 100%, respectively; MSKCC risk categories was 27% favorable, 64% intermediate and 9% poor. Common sites of metastases in patients were lung (68%), lymph node (45%), and bone (25%). In addition, 6.8% of patients had tumours with sarcomatoid features. Metastatic disease was present in 99% of the patients and locally advanced disease was present in 1%.

The primary efficacy outcome measure was PFS based on BICR using RECIST 1.1. Key secondary efficacy outcome measures included OS and ORR. The trial demonstrated statistically significant improvements in PFS, OS, and ORR in patients randomized to Keytruda in combination with lenvatinib compared with sunitinib. The median overall survival follow-up time was 26.6 months (range: 0.03+, 46.13+ months). Efficacy results for KEYNOTE-581 are summarized in Table 95, Figure 28 and Figure 29.

**Table 95: Efficacy Results for Patients with Advanced and Metastatic RCC in KEYNOTE-581**

Endpoint	Keytruda 200 mg every 3 weeks and Lenvatinib n=355	Sunitinib n=357
<b>PFS</b>		
Number of patients with event (%)	160 (45%)	205 (57%)
Median in months (95% CI)	23.9 (20.8, 27.7)	9.2 (6.0, 11.0)
Hazard ratio* (95% CI)	0.39 (0.32, 0.49)	
p-Value <sup>†</sup>	<0.0001	
<b>OS</b>		
Number of patients with event (%)	80 (23%)	101 (28%)
Median in months (95% CI)	NR (33.6, NR)	NR (NR, NR)
Hazard ratio* (95% CI)	0.66 (0.49, 0.88)	
p-Value <sup>†</sup>	0.0049	
<b>Objective Response Rate</b>		
ORR <sup>‡</sup> (95% CI)	71% (66, 76)	36% (31, 41)
Complete response rate	16%	4%
Partial response rate	55%	32%
p-Value <sup>‡</sup>	<0.0001	

\* Based on the stratified Cox proportional hazard model stratified by geographic region and MSKCC prognostic groups.

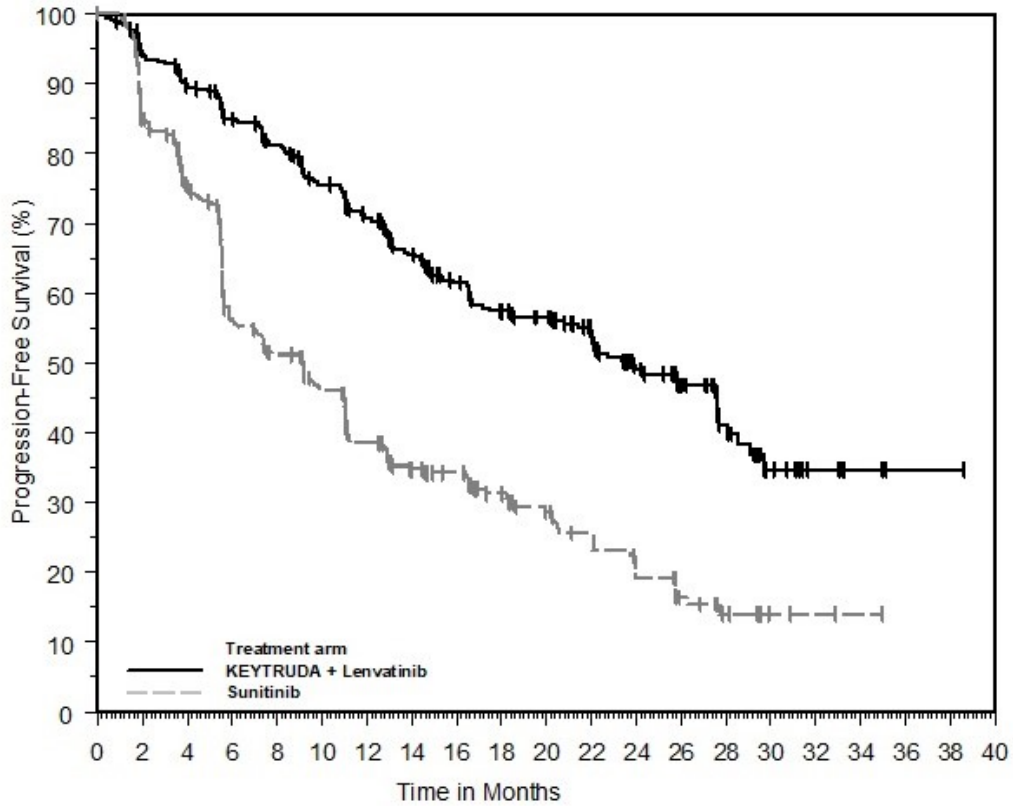
<sup>†</sup> Two-sided p-Value based on stratified log-rank test, compared with a boundary of 0.0411 for PFS, and 0.0161 for OS, respectively.

<sup>‡</sup> Two-sided p-Value based on Cochran-Mantel-Haenszel test

NR = not reached

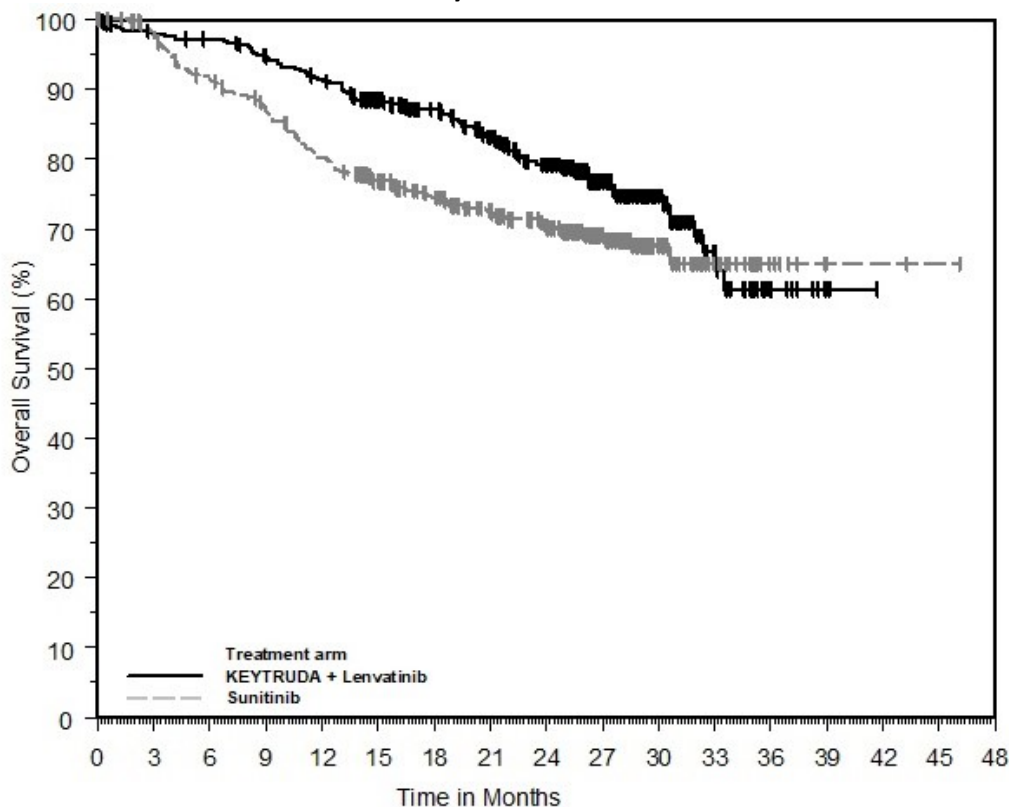
The exploratory analyses in responders suggested the median duration of response of 25.8 months (range: 1.64+, 36.76+) for LENVIMA in combination with pembrolizumab treated patients and 14.6 months (range: 1.64+, 33.15+) for sunitinib treated patients. Additional exploratory analyses indicated a consistent treatment benefit in PFS across all three pre-specified MSKCC risk groups.

**Figure 28: Kaplan-Meier Curve for Progression-Free Survival by Treatment Arm in KEYNOTE-581**



Number at Risk	
KEYTRUDA + Lenvatinib:	355 321 300 276 259 235 213 186 160 136 126 106 80 56 30 14 6 3 1 1 0
Sunitinib:	357 262 218 145 124 107 85 69 62 49 42 32 25 16 9 3 2 1 0 0 0

**Figure 29: Kaplan-Meier Curve for Overall Survival by Treatment Arm in KEYNOTE-581**



Number at Risk	
KEYTRUDA + Lenvatinib:	355 342 338 327 313 280 253 222 188 129 66 26 10 2 0 0 0
Sunitinib:	357 332 307 289 264 236 207 186 160 112 60 25 7 2 2 1 0

### Adjuvant RCC

#### KEYNOTE-564: Placebo-controlled study for the adjuvant treatment of adult patients with resected RCC

The efficacy of Keytruda was investigated as adjuvant therapy for RCC in KEYNOTE-564, a multicenter, randomized, double-blind, placebo-controlled study in 994 patients with intermediate-high or high risk of recurrence of RCC, or M1 no evidence of disease (NED). The intermediate high-risk category included: pT2 with Grade 4 or sarcomatoid features; pT3, any Grade without nodal involvement (N0) or distant metastases (M0). The high-risk category included: pT4, any Grade N0 and M0; any pT, any Grade with nodal involvement and M0. The M1 NED category included patients with metastatic disease who had undergone complete resection of primary and metastatic lesions. Patients must have undergone a partial nephroprotective or radical complete nephrectomy (and complete resection of solid, isolated, soft tissue metastatic lesion(s) in M1 NED participants) with negative surgical margins  $\geq$  4 weeks prior to the time of screening. Patients with active autoimmune disease or a medical condition that required immunosuppression were ineligible. Patients who had received prior systemic therapy for advanced RCC were excluded from the trial. Patients were randomized (1:1) to receive Keytruda 200 mg every 3 weeks (n=496) or placebo (n=498) for up to 1 year until disease recurrence or unacceptable toxicity. Randomization was stratified by metastasis status (M0, M1 NED), within M0 group, further stratified by ECOG PS (0,1), and geographic region (US, non-US). Patients underwent imaging every 12 weeks for the first 2 years from randomization, then every 16 weeks from year 3 to 5, and then every 24 weeks annually.

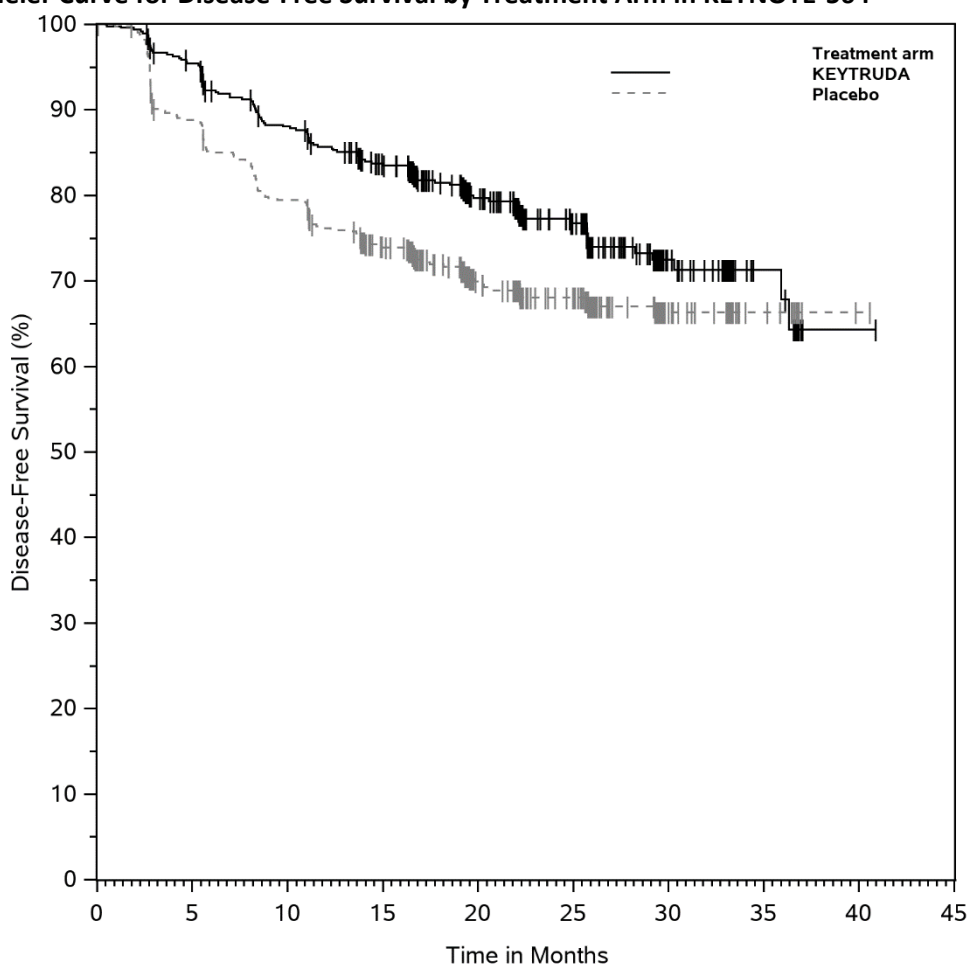
Baseline characteristics and demographics were generally comparable between the Keytruda and placebo arms. Overall, 86% were intermediate-high risk, 8% were high risk, and 6% were M1 NED. Ninety-two percent of patients had a radical nephrectomy, 8% had a partial nephrectomy. Among the 994 patients, the baseline characteristics were: median age of 60 years (range: 25 to 84), 33% age 65 or older; 71% male; and 85% ECOG PS of 0 and 15% ECOG PS of 1. Ninety-four percent were N0; 84% had no sarcomatoid features; 86% were pT2 with Grade 4 or sarcomatoid features or pT3; 8% were pT4 or with nodal involvement; and 6% were M1 NED.

The primary efficacy outcome measure was investigator-assessed disease-free survival (DFS) defined as time to recurrence, metastasis, or death. The key secondary outcome measure was OS. At the pre-specified interim analysis, the median follow-up time was 23.9 months (range 2.5 to 41.5 months). A statistically significant improvement in DFS was demonstrated for patients randomized to the Keytruda arm compared with placebo. OS results were not yet mature with 18 deaths out of 496 patients in the Keytruda arm and 33 deaths out of 498 patients in the placebo arm. Efficacy results are summarized in Table 96 and Figure 30.

**Table 96: Efficacy Results in KEYNOTE-564**

<b>Endpoint</b>	<b>Keytruda 200 mg every 3 weeks n=496</b>	<b>Placebo  n=498</b>
DFS		
Number (%) of patients with event	109 (22%)	151 (30%)
Median in months (95% CI)	NR	NR
Hazard ratio* (95% CI)	0.68 (0.53, 0.87)	
p-Value	0.0010 <sup>†</sup>	
24-month DFS rate (95% CI)	77% (73, 81)	68% (64, 72)
* Based on the stratified Cox proportional hazard model		
<sup>†</sup> Based on stratified log-rank test. p-value is one-sided comparison with a boundary of 0.0114		
NR = not reached		

**Figure 30 Kaplan-Meier Curve for Disease-Free Survival by Treatment Arm in KEYNOTE-564**



**Number at Risk**

KEYTRUDA	496	457	414	371	233	151	61	21	1	0
Placebo	498	436	389	341	209	145	56	19	1	0

**Head and Neck Cancer**

***KEYNOTE-048: Controlled trial of first-line monotherapy or combination therapy in HNSCC***

The efficacy of Keytruda was investigated in Study KEYNOTE-048, a multicenter, randomized, open-label, active-controlled study in patients with metastatic or recurrent HNSCC who had not previously received systemic therapy for recurrent or metastatic disease and who were considered incurable by local therapies. Patients with active autoimmune disease that required systemic therapy within two years of treatment or a medical condition that required immunosuppression were ineligible for the study. Randomization was stratified by tumour PD-L1 expression (TPS  $\geq$  50% or  $<$  50%), HPV status (positive or negative), and ECOG PS (0 vs. 1).

Patients were randomized 1:1:1 to one of the following treatment arms:

- Keytruda 200 mg every 3 weeks
- Keytruda 200 mg every 3 weeks, carboplatin AUC 5 mg/ml/min every 3 weeks or cisplatin 100 mg/m<sup>2</sup> every 3 weeks, and FU 1000 mg/m<sup>2</sup>/d 4 days continuous every 3 weeks (maximum

of 6 cycles of platinum and FU)

- Cetuximab 400 mg/m<sup>2</sup> load then 250 mg/m<sup>2</sup> once weekly, carboplatin AUC 5 mg/ml/min every 3 weeks or cisplatin 100 mg/m<sup>2</sup> every 3 weeks, and FU 1000 mg/m<sup>2</sup>/d 4 days continuous every 3 weeks (maximum of 6 cycles of platinum and FU)

Treatment with Keytruda continued until RECIST 1.1-defined progression of disease as determined by the investigator, unacceptable toxicity, or a maximum of 24 months. Subjects on the pembrolizumab arm who stop pembrolizumab with stable disease or better were eligible for up to one year of additional pembrolizumab therapy if they progressed after stopping study treatment. Administration of Keytruda was permitted beyond RECIST-defined disease progression if the patient was clinically stable and considered to be deriving clinical benefit by the investigator. Assessment of tumour status was performed at Week 9 and then every 6 weeks for the first year, followed by every 9 weeks through 24 months.

**Table 97: Baseline Characteristics in KEYNOTE-048.**

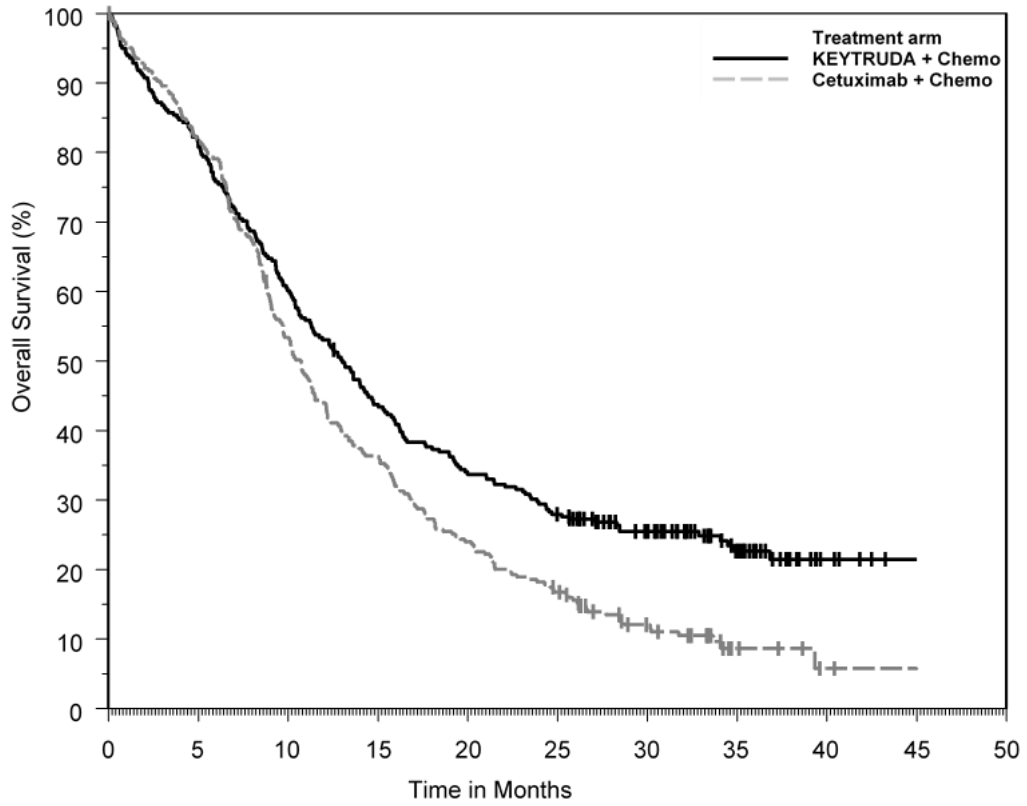
	<b>Keytruda Platinum Chemotherapy FU n=281</b>	<b>Keytruda n=301</b>	<b>Standard Treatment* n=300</b>
Men	80%	83%	87%
Women	20%	17%	13%
Age (median)	61 years	62 years	61 years
Age (range)	20-85 years	22-94 years	22-84 years
ECOG PS			
0	39%	40%	40%
1	61%	60%	60%
Former/current smokers	80%	79%	78%
HPV positive	21%	21%	22%
CPS ≥ 1	86%	85%	85%
CPS ≥ 20	45%	44%	41%
TPS ≥ 50%	24%	22%	22%
Ethnicity			
White	72%	73%	75%
Asian	21%	19%	18%
Cancer stage at study entry			
IVa	18%	20%	20%
IVb	5%	4%	7%
IVc	72%	72%	68%

The primary efficacy outcome measures were OS and PFS (assessed by BICR according to RECIST 1.1). ORR, as assessed by BICR according to RECIST 1.1, was a secondary outcome measure. The trial demonstrated a statistically significant improvement in OS for patients randomized to Keytruda in combination with chemotherapy compared to standard treatment. The trial demonstrated a statistically significant improvement in OS in patients whose tumours expressed PD-L1 CPS ≥ 1 randomized to pembrolizumab monotherapy compared to standard treatment. Table 98 and Table 99 and Figure 31 and Figure 32 describe key efficacy results for Keytruda in KEYNOTE-048.

**Table 98: Efficacy Results for Keytruda plus Chemotherapy in KEYNOTE-048 at Final Analysis.**

Endpoint	Keytruda Platinum Chemotherapy FU n=281	Standard Treatment* n=278
<b>Primary Efficacy Outcome Measure OS</b>		
Number (%) of patients with event	213 (76%)	247 (89%)
Median in months (95% CI)	13.0 (10.9, 14.7)	10.7 (9.3, 11.7)
Hazard ratio <sup>†</sup> (95% CI)	0.72 (0.60, 0.87)	
p-Value <sup>‡</sup>	0.00025	
<b>Primary Efficacy Outcome Measure PFS</b>		
Number of patients with event (%)	250 (89%)	260 (94%)
Median in months (95% CI)	4.9 (4.7, 6.1)	5.2 (4.9, 6.1)
Hazard ratio <sup>†</sup> (95% CI)	0.93 (0.78, 1.11)	
p-Value <sup>‡</sup>	0.2121	
* Cetuximab, platinum, and FU		
† Based on the stratified Cox proportional hazard model		
‡ Based on stratified log-rank test		

**Figure 31: Kaplan-Meier Curve for Overall Survival for Keytruda plus Chemotherapy in KEYNOTE-048 at Final Analysis**

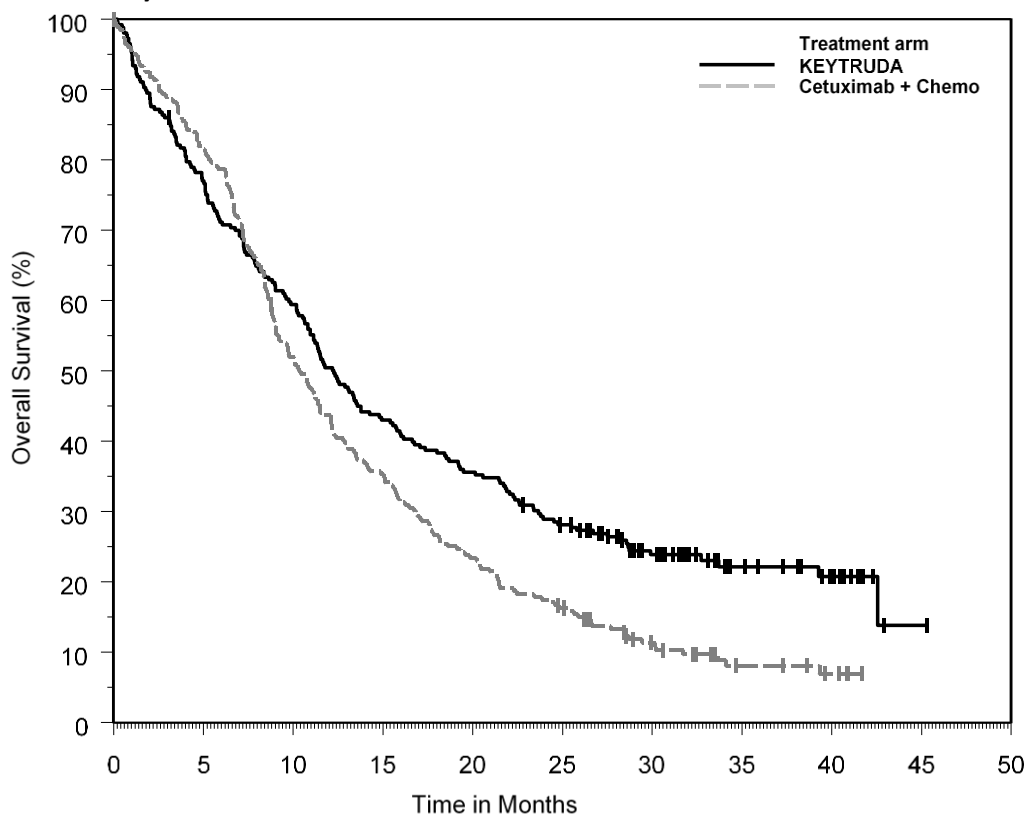


Number at Risk	0	5	10	15	20	25	30	35	40	45	50
KEYTRUDA + Chemo:	281	227	169	122	94	77	55	29	5	0	0
Cetuximab + Chemo:	278	227	147	100	66	45	23	6	1	0	0

**Table 99: Efficacy Results for Keytruda as Monotherapy in KEYNOTE-048, with CPS ≥ 1 at Final Analysis.**

Endpoint	Keytruda n=257	Standard Treatment* n=255
<b>Primary Efficacy Outcome Measure OS</b>		
Number (%) of patients with event	197 (77%)	229 (90%)
Median in months (95% CI)	12.3 (10.8, 14.3)	10.3 (9.0, 11.5)
Hazard ratio <sup>†</sup> (95% CI)	0.74 (0.61, 0.90)	
p-Value <sup>‡</sup>	0.00133	
<b>Primary Efficacy Outcome Measure PFS</b>		
Number of patients with event (%)	228 (89%)	237 (93%)
Median in months (95% CI)	3.2 (2.2, 3.4)	5.0 (4.8, 6.0)
Hazard ratio <sup>†</sup> (95% CI)	1.13 (0.94, 1.36)	
p-Value <sup>‡</sup>	0.8958	
* Cetuximab, platinum, and FU		
<sup>†</sup> Based on the stratified Cox proportional hazard model		
<sup>‡</sup> Based on stratified log-rank test		

**Figure 32: Kaplan-Meier Curve for Overall Survival for Keytruda as Monotherapy in KEYNOTE-048, with CPS ≥ 1 at Final Analysis**



Number at Risk	0	5	10	15	20	25	30	35	40	45	50
KEYTRUDA:	257	197	152	110	91	70	43	21	13	1	0
Cetuximab + Chemo	255	207	131	89	59	40	21	9	5	0	0

The duration of response (DOR) was analysed as an exploratory efficacy outcome. A longer median DOR in months (range) was observed for Keytruda as monotherapy [20.9 (1.5+, 34.8+)] compared to the standard treatment [4.5 (1.2+, 30.6)] in patients with PD-L1 CPS  $\geq$  1, or for Keytruda in combination with chemotherapy [6.7 (1.6+, 30.4+)] compared to the standard treatment [4.3 (1.2+, 27.9+)].

In exploratory analyses, a positive association was observed between CPS expression and treatment benefit.

### **Gastric or Gastroesophageal junction (GEJ) Adenocarcinoma**

#### ***KEYNOTE-811: First-line treatment of locally advanced unresectable or metastatic HER2-positive gastric or gastroesophageal junction (GEJ) adenocarcinoma***

The efficacy of Keytruda in combination with trastuzumab plus fluoropyrimidine and platinum chemotherapy was investigated in KEYNOTE-811, a multicenter, randomized, double-blind, placebo-controlled trial that enrolled 698 patients with HER2-positive advanced gastric or gastroesophageal junction (GEJ) adenocarcinoma regardless of PD-L1 expression status, who had not previously received systemic therapy for metastatic disease. Patients with an autoimmune disease that required systemic therapy within 2 years of treatment or a medical condition that required immunosuppression were ineligible. Randomization was stratified by PD-L1 expression (CPS  $\geq$ 1 or  $<$ 1), chemotherapy regimen (5-FU plus cisplatin [FP] or capecitabine plus oxaliplatin [CAPOX]), and geographic region (Europe/ Israel/ North America/ Australia, Asia or Rest of the World). Patients were randomized (1:1) to one of the following treatment arms; all study medications, except oral capecitabine, were administered as an intravenous infusion for every 3-week cycle:

- Keytruda 200 mg, trastuzumab 8 mg/kg on first infusion and 6 mg/kg in subsequent cycles, followed by investigator's choice of combination chemotherapy of cisplatin 80 mg/m<sup>2</sup> for up to 6 cycles and 5-FU 800 mg/m<sup>2</sup>/day for 5 days (FP) or oxaliplatin 130 mg/m<sup>2</sup> up to 6-8 cycles and capecitabine 1000 mg/m<sup>2</sup> bid for 14 days (CAPOX). Keytruda was administered prior to trastuzumab and chemotherapy on Day 1 of each cycle.
- Placebo, trastuzumab 8 mg/kg on first infusion and 6 mg/kg in subsequent cycles, followed by investigator's choice of combination chemotherapy of cisplatin 80 mg/m<sup>2</sup> for up to 6 cycles and 5-FU 800 mg/m<sup>2</sup>/day for 5 days (FP) or oxaliplatin 130 mg/m<sup>2</sup> up to 6-8 cycles and capecitabine 1000 mg/m<sup>2</sup> bid for 14 days (CAPOX). Placebo was administered prior to trastuzumab and chemotherapy on Day 1 of each cycle.

Treatment with Keytruda, trastuzumab and chemotherapy or placebo, trastuzumab and chemotherapy continued until RECIST v1.1-defined progression of disease as determined by BICR, unacceptable toxicity, or a maximum of 24 months. Treatment was permitted beyond RECIST defined disease progression if the patient was clinically stable and deriving clinical benefit as determined by the investigator. Assessment of tumor status was performed every 6 weeks.

Among the 698 patients randomized in KEYNOTE-811, the study population characteristics were: median age of 63 years (range: 19 to 85), 43% age 65 or older; 81% male; 61% White, 34% Asian, and 0.6% Black; 42% ECOG PS of 0 and 58% ECOG PS of 1. Ninety-eight percent of patients had metastatic disease (stage IV) and 2% had locally advanced unresectable disease. Ninety-four percent had tumors that were not MSI-H, 1% had tumors that were MSI-H, and in 5% the status was not known. Eighty-five percent of patients had tumors that expressed PD-L1 with a CPS  $\geq$ 1 based on the PD-L1 IHC pharmDx\* kit. Eighty-five percent of patients received CAPOX.

The primary efficacy outcome measures were PFS, based on BICR using RECIST 1.1, and OS. Secondary efficacy outcome measures included ORR and DoR, based on BICR using RECIST 1.1.

At the second interim analysis in the overall population, a statistically significant improvement in PFS (HR 0.72; 95% CI 0.60, 0.87; p-Value 0.0002) was demonstrated in patients randomized to Keytruda in combination with trastuzumab and chemotherapy compared with placebo in combination with trastuzumab and chemotherapy. At the time of this analysis in the overall population, there was no statistically significant difference with respect to OS. At the first interim analysis conducted on the first 264 patients randomized in the overall population, a statistically significant improvement in ORR was demonstrated in patients randomized to Keytruda in combination with trastuzumab and chemotherapy compared with placebo in combination with trastuzumab and chemotherapy.

At the second interim analysis, assessment of pre-specified subgroups based on PD-L1 status showed the HR for PFS and OS in patients with PD-L1 CPS <1 (n=104) was 1.17 (95% CI 0.73, 1.89) and 1.61 (95% CI 0.98, 2.64), respectively. Efficacy results at the second interim analysis for the pre-specified subgroup of patients whose tumors expressed PD-L1 with a CPS ≥1 are summarized in Table 100 and Figure 33.

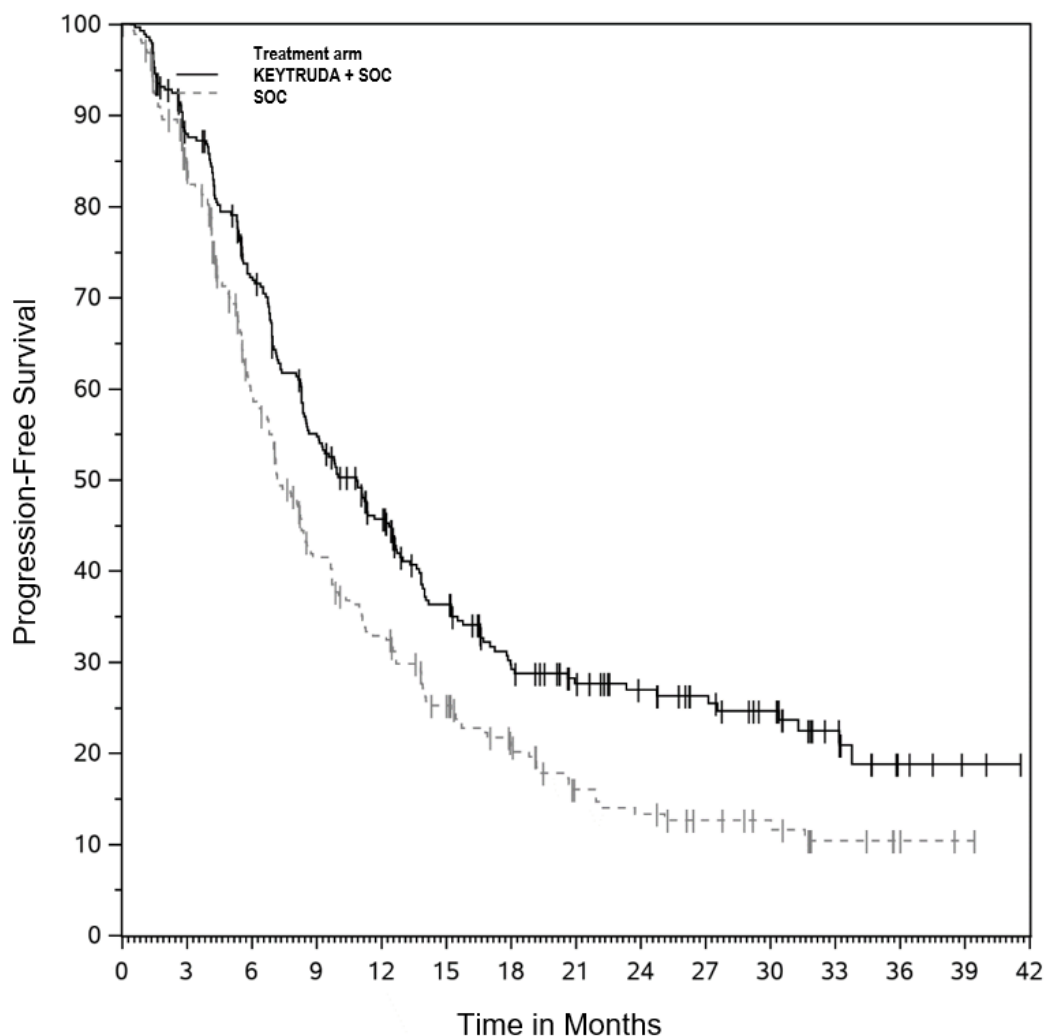
**Table 100: Efficacy Results for KEYNOTE-811 with PD-L1 Expression CPS ≥1**

<b>Endpoint</b>	<b>Keytruda 200 mg every 3 weeks  Trastuzumab Fluoropyrimidine and Platinum Chemotherapy n=298</b>	<b>Placebo  Trastuzumab Fluoropyrimidine and Platinum Chemotherapy n=296</b>
<b>PFS</b>		
Number (%) of patients with event	199 (67%)	215 (73%)
Median in months (95% CI)	10.8 (8.5, 12.5)	7.2 (6.8, 8.4)
Hazard ratio <sup>‡</sup> (95% CI)	0.7 (0.58, 0.85)	
<b>OS</b>		
Number (%) of patients with event	167 (56%)	183 (61.8%)
Median in months (95% CI)	20.5 (18.2, 24.3)	15.6 (13.5, 18.6)
Hazard ratio <sup>‡</sup> (95% CI)	0.79 (0.64, 0.98)	
<b>Objective Response Rate</b>		
ORR <sup>‡</sup> (95% CI)	73% (67.7, 78.1)	58% (52.6, 64.1)
Complete response rate	14%	10%
Partial response rate	59%	49%
<b>Duration of Response</b>	n=218	n=173
Median in months (range)	11.3 (1.1+, 40.1+)	9.5 (1.4+, 38.3+)

<sup>‡</sup> Based on the unstratified Cox proportional hazard model

<sup>‡</sup> Response: Best objective response as confirmed complete response or partial response

**Figure 33: Kaplan-Meier Curve for Progression-Free Survival by Treatment Arm in KEYNOTE 811 (PD-L1 CPS  $\geq 1$ )**



Number at Risk

KEYTRUDA + SOC

SOC

Time in Months	0	3	6	9	12	15	18	21	24	27	30	33	36	39	42
KEYTRUDA + SOC	298	250	200	150	116	84	61	48	40	33	26	14	5	2	0
SOC	296	231	150	98	76	54	38	24	20	15	12	6	3	1	0

**KEYNOTE-859: Controlled trial of combination therapy in HER2-negative gastric or gastroesophageal junction (GEJ) adenocarcinoma cancer patients naïve to treatment**

The efficacy of Keytruda in combination with fluoropyrimidine and platinum based chemotherapy was investigated in KEYNOTE-859, a multicenter, randomized, double-blind, placebo-controlled trial that enrolled 1579 patients with HER2-negative advanced gastric or gastroesophageal junction (GEJ) adenocarcinoma, who had not previously received systemic therapy for metastatic disease. Patients with an autoimmune disease that required systemic therapy within 2 years of treatment or a medical condition that required immunosuppression were ineligible. Randomization was stratified by PD-L1 expression (CPS  $\geq 1$  vs.  $< 1$ ), chemotherapy regimen (5-FU plus cisplatin [FP] vs. capecitabine plus oxaliplatin [CAPOX]), and geographic region (Europe/ Israel/ North America/ Australia vs. Asia vs. Rest of the World). Patients were randomized (1:1) to one of the following treatment arms; treatment was

administered prior to chemotherapy on Day 1 of each cycle:

- Keytruda 200 mg, investigator’s choice of combination chemotherapy of cisplatin 80 mg/m<sup>2</sup> and 5-FU 800 mg/m<sup>2</sup>/day for 5 days (FP) or oxaliplatin 130 mg/m<sup>2</sup> and capecitabine 1000 mg/m<sup>2</sup> bid for 14 days (CAPOX)
- Placebo, investigator’s choice of combination chemotherapy of cisplatin 80 mg/m<sup>2</sup> and 5-FU 800 mg/m<sup>2</sup>/day for 5 days (FP) or oxaliplatin 130 mg/m<sup>2</sup> and capecitabine 1000 mg/m<sup>2</sup> bid for 14 days (CAPOX)

All study medications, except oral capecitabine, were administered as an intravenous infusion for every 3-week cycle. Platinum agents could be administered for 6 or more cycles following local guidelines. Treatment continued until RECIST v1.1-defined progression of disease as determined by BICR, unacceptable toxicity, or a maximum of 24 months. Treatment was permitted beyond RECIST-defined disease progression if the patient was clinically stable and deriving clinical benefit as determined by the investigator. Assessment of tumor status was performed every 6 weeks.

The population characteristics were: median age 62 years (range: 21 to 86), 39% age 65 or older; 68% male; 55% White, 34% Asian, 4.6% Multiple, 4.2% American Indian or Alaskan Native, 1.3% Black and 0.2% Native Hawaiian or other Pacific Islander; 76% Not Hispanic or Latino and 21% Hispanic or Latino; 37% ECOG PS of 0 and 63% ECOG PS of 1; 97% had metastatic disease (Stage IV) and 3% had locally advanced unresectable disease; 78% had tumors that expressed PD-L1 with a CPS ≥1 and 5% (n=74) had tumors that were MSI-H. Eighty-six percent of patients received CAPOX.

The primary efficacy outcome measure was OS. Additional secondary efficacy outcome measures included PFS and ORR as assessed by BICR using RECIST v1.1 modified to follow a maximum of 10 target lesions and a maximum of 5 target lesions per organ.

A statistically significant improvement in OS, PFS and ORR was demonstrated in patients randomized to Keytruda in combination with chemotherapy compared with placebo in combination with chemotherapy.

Efficacy results from the pre-specified interim analysis are summarized in Table 101 and Figure 34.

**Table 101: Efficacy Results\* in KEYNOTE-859**

Endpoint	Keytruda Plus FP or CAPOX n=790	Placebo Plus FP or CAPOX n=789	Keytruda Plus FP or CAPOX n=618	Placebo Plus FP or CAPOX n=617
	All Patients		PD-L1 CPS ≥ 1	
<b>OS</b>				
Number (%) of patients with event	603 (76)	666 (84)	464 (75)	526 (85)
Median in months (95% CI)	12.9 (11.9, 14.0)	11.5 (10.6, 12.1)	13.0 (11.6, 14.2)	11.4 (10.5, 12.0)

Endpoint	Keytruda Plus FP or CAPOX n=790	Placebo Plus FP or CAPOX n=789	Keytruda Plus FP or CAPOX n=618	Placebo Plus FP or CAPOX n=617
	All Patients		PD-L1 CPS ≥ 1	
Hazard ratio <sup>†</sup> (95% CI)	0.78 (0.70, 0.87)		0.74 (0.65, 0.84)	
p-value <sup>‡</sup>	<0.0001		<0.0001	
<b>PFS</b>				
Number (%) of patients with event	572 (72)	608 (77)	443 (72)	483 (78)
Median in months (95% CI)	6.9 (6.3, 7.2)	5.6 (5.5, 5.7)	6.9 (6.0, 7.2)	5.6 (5.4, 5.7)
Hazard ratio <sup>†</sup> (95% CI)	0.76 (0.67, 0.85)		0.72 (0.63, 0.82)	
p-value <sup>‡</sup>	<0.0001		<0.0001	
<b>Objective Response Rate</b>				
ORR <sup>§</sup> (95% CI)	51% (48%, 55%)	42% (38%, 45%)	52% (48%, 56%)	43% (39%, 47%)
Complete response rate	9%	6%	10%	6%
Partial response rate	42%	36%	42%	37%
p-value <sup>¶</sup>	<0.0001		0.0004	

\* Based on the pre-specified interim analysis

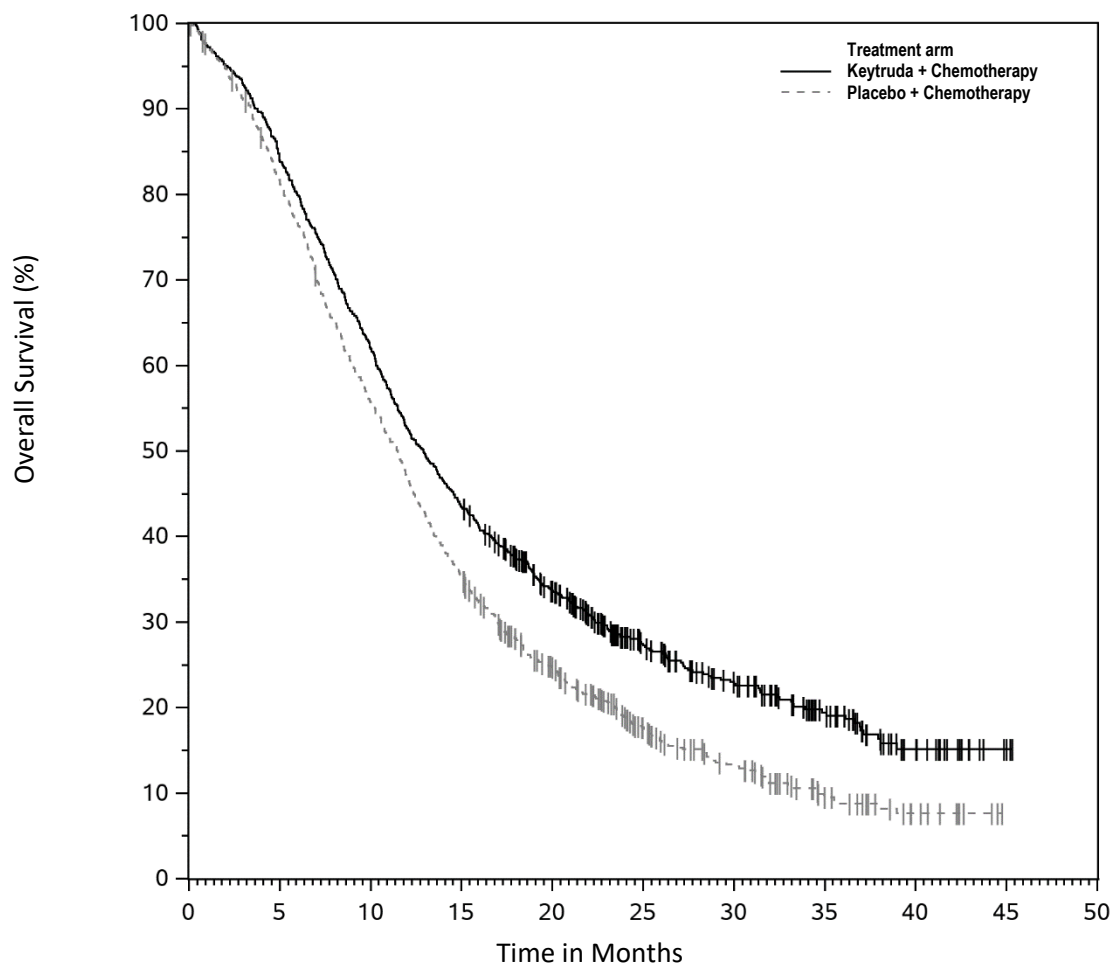
† Based on a stratified Cox proportional hazards model

‡ One-sided p-value based on stratified log-rank test

§ Response: Best objective response as confirmed complete response or partial response

¶ One-sided p-value based on stratified Miettinen & Nurminen method

**Figure 34: Kaplan-Meier Curve for Overall Survival by Treatment Arm in KEYNOTE-859**



Number at Risk

Keytruda + Chemotherapy	790	663	490	343	240	143	95	55	19	3	0
Placebo + Chemotherapy	789	636	434	274	169	95	58	26	10	0	0

The duration of response (DOR) was analyzed as a secondary efficacy outcome. In all randomized patients, the median DOR was 8.0 months (range: 1.2+, 41.5+) in the Keytruda with chemotherapy arm compared to 5.7 months (range: 1.3+, 34.7+) in the placebo with chemotherapy arm. In patients with PD-L1 CPS  $\geq 1$ , the median DOR was 8.3 months (range: 1.2+, 41.5+) in the Keytruda with chemotherapy arm compared to 5.6 months (range: 1.3+, 34.2+) in the placebo with chemotherapy arm.

A positive association was observed between PD-L1 CPS score and the magnitude of the treatment benefit. The hazard ratios (HR) for OS were 0.78, 0.74, 0.65 for all randomized patients (N=1579), PD-L1 CPS  $\geq 1$  patients (n=1235), and PD-L1 CPS  $\geq 10$  patients (n=551), respectively. In an exploratory OS analysis in patients with PD-L1 CPS < 1 (n=344), the HR was 0.92 (95% CI: 0.73, 1.17).

## Esophageal Cancer

### KEYNOTE-590: Controlled trial of combination therapy in esophageal carcinoma patients naïve to treatment

The efficacy of Keytruda was investigated in KEYNOTE-590, a multicenter, randomized, placebo-controlled trial that enrolled 749 patients as a first-line treatment in patients with locally advanced (not resectable or curable with radiation therapy) or metastatic esophageal carcinoma or esophagogastric junction (EGJ) adenocarcinoma (Siewert Type 1). Eligible patients should have adequate organ function and tumor specimens (newly obtained or archival sample) for PD-L1 testing at a central laboratory at baseline. PD-L1 status was determined using the PD-L1 IHC 22C3 pharmDx kit. Patients with active autoimmune disease, a medical condition that required immunosuppression, known HER2 positive EGJ adenocarcinoma, or a history of prior treatment with an immune checkpoint inhibitor were ineligible.

Randomization was stratified by tumor histology (squamous cell carcinoma vs. adenocarcinoma), geographic region (Asia vs. ex-Asia), and ECOG performance status (0 vs. 1). Patients were randomized (1:1) to one of the following treatment arms; all study medications were administered via intravenous infusion:

- Keytruda 200 mg on Day 1 of each three-week cycle in combination with cisplatin 80 mg/m<sup>2</sup> IV on Day 1 of each three-week cycle for up to six cycles and fluorouracil (FU) 800 mg/m<sup>2</sup> IV per day on Day 1 to Day 5 of each three-week cycle, or per local standard for FU administration, for up to 24 months.
- Placebo on Day 1 of each three-week cycle in combination with cisplatin 80 mg/m<sup>2</sup> IV on Day 1 of each three-week cycle for up to six cycles and FU 800 mg/m<sup>2</sup> IV per day on Day 1 to Day 5 of each three-week cycle, or per local standard for FU administration, for up to 24 months.

Treatment with Keytruda or chemotherapy continued until unacceptable toxicity or disease progression. Patients randomized to Keytruda were permitted to continue beyond the first RECIST v1.1-defined disease progression if clinically stable until the first radiographic evidence of disease progression was confirmed at least 4 weeks later with repeat imaging. Patients treated with Keytruda without disease progression could be treated for up to 24 months.

**Table 102: Baseline Characteristics in KEYNOTE-590.**

	<b>Keytruda 200 mg every 3 weeks Cisplatin FU n=373</b>	<b>Placebo Cisplatin FU n=376</b>
Men	82%	85%
Women	18%	15%
Age (median)	64	62
Age (range)	28-94 years	27-89 years
Race		
White	37%	37%
Asian	54%	53%
ECOG PS		
0	40%	40%

	<b>Keytruda 200 mg every 3 weeks Cisplatin FU n=373</b>	<b>Placebo Cisplatin FU n=376</b>
1	60%	60%
<b>Metastatic Staging</b>		
M0	8%	10%
M1	92%	90%
<b>Histology</b>		
Adenocarcinoma	27%	27%
Squamous Cell Carcinoma	74%	73%

The major efficacy outcome measures were OS and PFS as assessed by the investigator according to RECIST v1.1. The study pre-specified analyses of OS and PFS based on squamous cell histology, PD-L1 CPS  $\geq$  10, and in all patients. Secondary efficacy outcome measures were ORR and DoR, according to RECIST v1.1, as assessed by the investigator.

The study demonstrated a statistically significant improvement in OS and PFS for patients randomized to Keytruda in combination with cisplatin and FU, compared to cisplatin and FU.

Table 103, Figure 35 and Figure 36 summarize the key efficacy measures for KEYNOTE-590 in all randomized patients (ITT population).

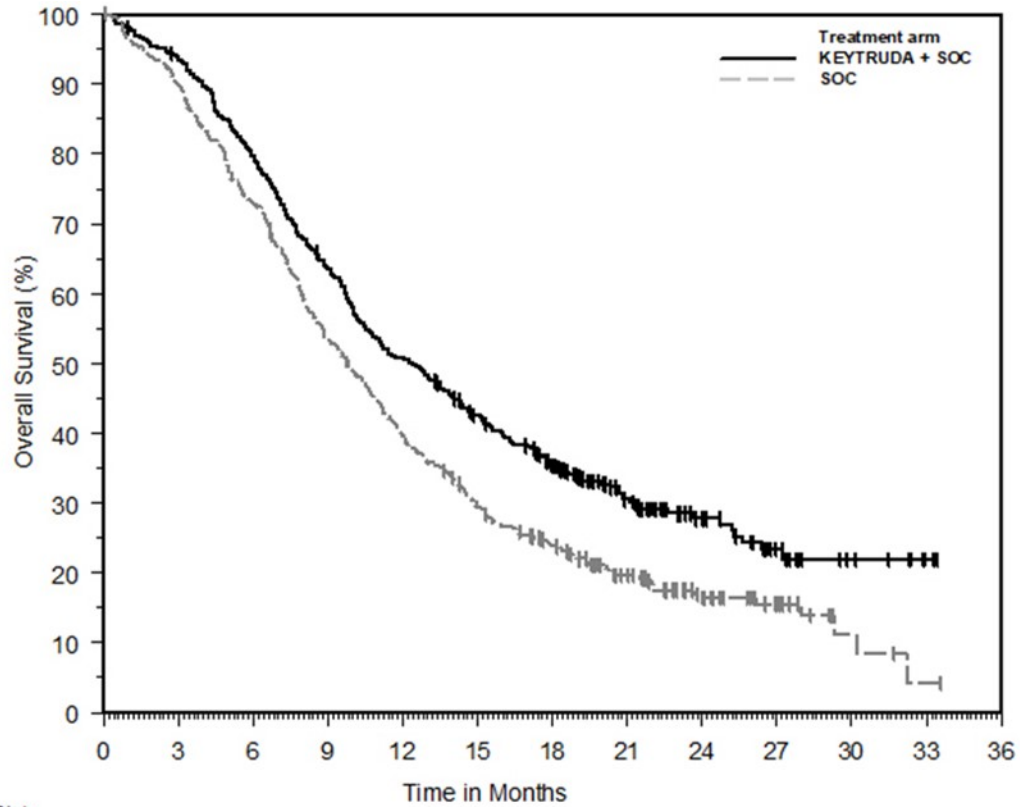
**Table 103: Efficacy Results in Patients with Locally Advanced or Metastatic Esophageal and EGJ carcinoma in KEYNOTE-590 (ITT Population).**

<b>Endpoint</b>	<b>Keytruda 200 mg every 3 weeks  Cisplatin FU n=373</b>	<b>Placebo  Cisplatin FU n=376</b>
<b>OS<sup>a</sup></b>		
Number (%) of patients with event	262 (70%)	309 (82%)
Median in months* (95% CI)	12.4 (10.5, 14.0)	9.8 (8.8, 10.8)
Hazard ratio <sup>†</sup> (95% CI)	0.73 (0.62, 0.86)	
p-Value (stratified log-rank)	<0.0001	
<b>PFS<sup>†a</sup></b>		
Number (%) of patients with event	297 (79.6%)	333 (88.6%)
Median in months* (95% CI)	6.3 (6.2, 6.9)	5.8 (5.0, 6.0)
Hazard ratio <sup>†</sup> (95% CI)	0.65 (0.55, 0.76)	
p-Value (stratified log-rank)	<0.0001	

Endpoint	Keytruda 200 mg every 3 weeks  Cisplatin FU n=373	Placebo  Cisplatin FU n=376
<b>Objective Response Rate<sup>†a</sup></b>		
ORR % (95% CI)	45% (39.9, 50.2)	29.3% (24.7,34.1)
Complete response rate	6.4%	2.4%
Partial response rate	38.6%	26.9%
p-Value (Miettinen-Nurminen)	<0.0001	
<sup>a</sup> The corresponding p-value bounds at the interim analysis for OS, PFS and ORR were 0.01421, 0.02477 and 0.025, respectively, following pre-specified multiplicity adjustment. <sup>*</sup> Based on Kaplan-Meier estimation <sup>†</sup> Based on the stratified Cox proportional hazard model <sup>‡</sup> Assessed by investigator using RECIST 1.1 <sup>§</sup> Based on patients with a best overall response as confirmed complete or partial response		

The duration of response (DOR) was analysed as a secondary efficacy outcome. The median duration of response in patients receiving Keytruda in combination with chemotherapy was 8.3 months (range: 1.2+, 31.0+) compared to 6.0 months (range: 1.5+, 25.0+) for patients receiving standard treatment.

Figure 35: Kaplan-Meier Curve for Overall Survival in KEYNOTE-590



Number at Risk		Time in Months												
	0	3	6	9	12	15	18	21	24	27	30	33	36	
KEYTRUDA + SOC:	373	348	295	235	187	151	118	68	36	17	7	2	0	
SOC:	376	338	274	200	147	108	82	51	28	15	4	1	0	

Figure 36: Kaplan-Meier Curve for Progression-Free Survival in KEYNOTE-590

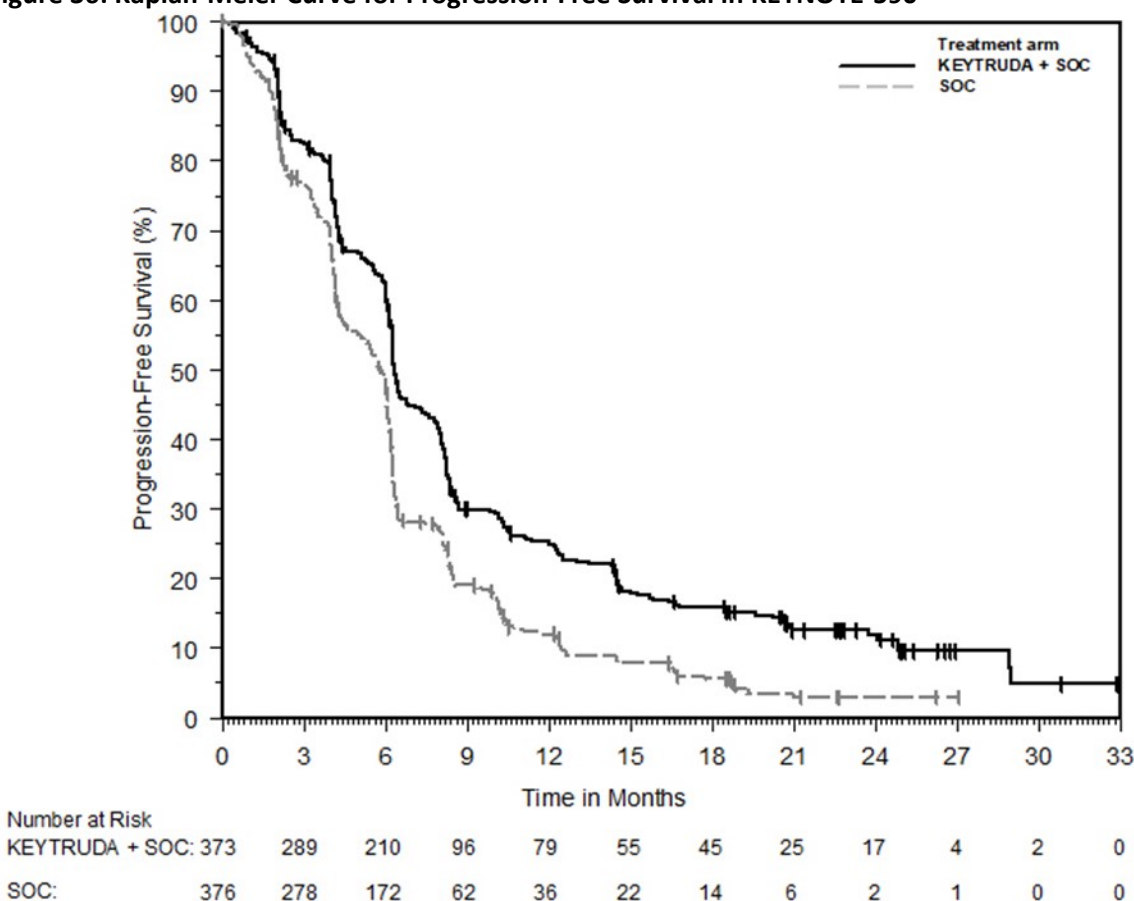


Table 104: Efficacy Results for Overall Survival in Patients with ESCC PD-L1 CPS  $\geq 10$ , ESCC, and PD-L1 CPS  $\geq 10$  in KEYNOTE-590.

Endpoint	Keytruda 200 mg every 3 weeks Cisplatin FU	Placebo Cisplatin FU
<b>ESCC with PD-L1 CPS <math>\geq 10^a</math></b>		
	n=143	n=143
Number (%) of patients with event	94 (65.7)	121 (84.6)
Median in months* (95% CI)	13.9 (11.1, 17.7)	8.8 (7.8, 10.5)
Hazard ratio <sup>†</sup> (95% CI)	0.57 (0.43, 0.75)	
p-Value (stratified log-rank)	<0.0001	
<b>ESCC<sup>a</sup></b>		
	n=274	n=274
Number (%) of patients with event	190 (69.3)	222 (81.0)
Median in months* (95% CI)	12.6 (10.2, 14.3)	9.8 (8.6, 11.1)
Hazard ratio <sup>†</sup> (95% CI)	0.72 (0.60, 0.88)	
p-Value (stratified log-rank)	0.0006	

Endpoint	Keytruda 200 mg every 3 weeks Cisplatin FU	Placebo Cisplatin FU
<b>PD-L1 CPS <math>\geq</math> 10<sup>a</sup></b>		
	n=186	n=197
Number (%) of patients with event	124 (66.7)	165 (83.8)
Median in months* (95% CI)	13.5 (11.1; 15.6)	9.4 (8.0, 10.7)
Hazard ratio <sup>†</sup> (95% CI)	0.62 (0.49, 0.78)	
p-Value (stratified log-rank)	<0.0001	
<sup>a</sup> The corresponding p-value bounds at the interim analysis for OS in ESCC PD-L1 CPS $\geq$ 10, ESCC and PD-L1 CPS $\geq$ 10 was 0.0067, 0.01003 and 0.01414, respectively, following pre-specified multiplicity adjustment. * Based on Kaplan-Meier <sup>†</sup> Based on the stratified Cox proportional hazard model <sup>‡</sup> Assessed by investigator using RECIST 1.1 ESCC: esophageal squamous cell carcinoma		

#### Exploratory Analysis

In patients with esophageal adenocarcinoma (n=201), the median OS was 11.6 months (95% CI: 9.7, 15.2) for the Keytruda arm and 9.9 months (95% CI: 7.8, 12.3) for the placebo arm, with an HR of 0.74 (95% CI: 0.52, 1.02). In patients with PD-L1 CPS<10 (n=347), the median OS was 10.5 months (95% CI: 9.7, 13.5) for the Keytruda arm and 10.6 months (95% CI: 8.8, 12.0) for the placebo arm, with an HR of 0.86 (95% CI: 0.68, 1.10). In patients with squamous cell carcinoma and PD-L1 CPS < 10 (n=247), the median OS was 10.5 months (95% CI: 9.2, 13.5) for the Keytruda arm and 11.1 months (95% CI: 9.1, 12.4) for the placebo arm, with an HR of 0.99 (95% CI: 0.74, 1.32).

#### Triple Negative Breast Cancer (TNBC)

##### KEYNOTE 355: Controlled study of combination therapy in locally recurrent unresectable or metastatic TNBC patients naïve to treatment

The efficacy of Keytruda in combination with paclitaxel, nab paclitaxel, or gemcitabine and carboplatin was investigated in Study KEYNOTE 355, a randomized, double blind, multicenter, placebo-controlled study. The key eligibility criteria for this study were locally recurrent unresectable or metastatic TNBC, regardless of tumor PD L1 expression, and which had not been previously treated with chemotherapy in the metastatic setting. Patients with active autoimmune disease that required systemic therapy within 2 years of treatment or a medical condition that required immunosuppression were ineligible for the study. Randomization was stratified by chemotherapy treatment (paclitaxel or nab paclitaxel vs. gemcitabine and carboplatin), tumor PD L1 expression (CPS  $\geq$  1 vs. CPS <1) based on the PD L1 IHC 22C3 pharmDx\* kit, and prior treatment with the same class of chemotherapy in the neoadjuvant setting (yes vs. no).

A total of 847 patients were randomized (2:1) to one of the following treatment arms; all study medications were administered via intravenous infusion.

- Keytruda 200 mg on Day 1 every 3 weeks in combination with nab-paclitaxel 100 mg/m<sup>2</sup> on Days 1, 8 and 15 every 28 days, or paclitaxel 90 mg/m<sup>2</sup> on Days 1, 8, and 15 every 28 days, or gemcitabine 1000 mg/m<sup>2</sup> and carboplatin AUC 2 mg/mL/min on Days 1 and 8

every 21 days (n=566).

- Placebo on Day 1 every 3 weeks in combination with nab-paclitaxel 100 mg/m<sup>2</sup> on Days 1, 8 and 15 every 28 days, or paclitaxel 90 mg/m<sup>2</sup> on Days 1, 8, and 15 every 28 days, or gemcitabine 1000 mg/m<sup>2</sup> and carboplatin AUC 2 mg/mL/min on Days 1 and 8 every 21 days (n=281).

Assessment of tumor status was performed at Weeks 8, 16, and 24, then every 9 weeks for the first year, and every 12 weeks thereafter. Treatment with Keytruda or placebo continued until RECIST 1.1 defined progression of disease as determined by the investigator, unacceptable toxicity, or a maximum of 24 months. Administration of Keytruda was permitted beyond RECIST-defined disease progression if the patient was clinically stable and considered to be deriving clinical benefit by the investigator.

The study population characteristics were: median age of 53 years (range: 22 to 85), 21% age 65 or older; 100% female; 68% White, 21% Asian, and 4% Black; 60% ECOG PS of 0 and 40% ECOG PS of 1; and 68% were post-menopausal status. Seventy five percent of the patients had tumor PD-L1 expression defined as CPS  $\geq$  1 and 38% had tumor PD-L1 expression CPS  $\geq$  10.

The major efficacy outcome measures were PFS as assessed by blinded independent central review (BICR) using RECIST 1.1, modified to follow a maximum of 10 target lesions and a maximum of 5 target lesions per organ, and OS in patients with tumor PD-L1 expression CPS  $\geq$ 10. Final PFS was assessed in the second interim analysis (IA2). Additional efficacy outcome measures were ORR and DOR in patients with tumor PD-L1 expression CPS  $\geq$ 10 as assessed by BICR using RECIST 1.1.

Findings are shown in Table 105 and Figure 37 and

Figure 38 below.

**Table 105: Efficacy Results for Patients with locally recurrent unresectable or metastatic TNBC with PD-L1 Expression CPS  $\geq$  10 in KEYNOTE-355**

Endpoint	Keytruda with chemotherapy* n=220	Placebo with chemotherapy* n=103
<b>OS<sup>†</sup></b>		
Number of patients with event (%)	155 (70%)	84 (82%)
Median in months (95% CI)	23.0 (19.0, 26.3)	16.1 (12.6, 18.8)
Hazard ratio <sup>‡</sup> (95% CI)	0.73 (0.55, 0.95)	
p-Value <sup>§</sup>	0.0093	
<b>PFS<sup>¶,#</sup></b>		
Number of patients with event (%)	136 (62%)	79 (77%)
Median in months (95% CI)	9.7 (7.6, 11.3)	5.6 (5.3, 7.5)
Hazard ratio <sup>‡</sup> (95% CI)	0.65 (0.49, 0.86)	
p-Value <sup>¶§</sup>	0.0012	
<b>Objective Response Rate<sup>¶,#†</sup></b>		
ORR, (95% CI)	53% (46, 59)	41% (31, 51)

\* Chemotherapy: paclitaxel, nab-paclitaxel, or gemcitabine and carboplatin

† Based on the pre-specified final analysis (data cutoff – 15 June 2021)

‡ Based on stratified Cox regression model

§ One-sided p-Value based on stratified log-rank test (compared to a significance level of 0.0113)

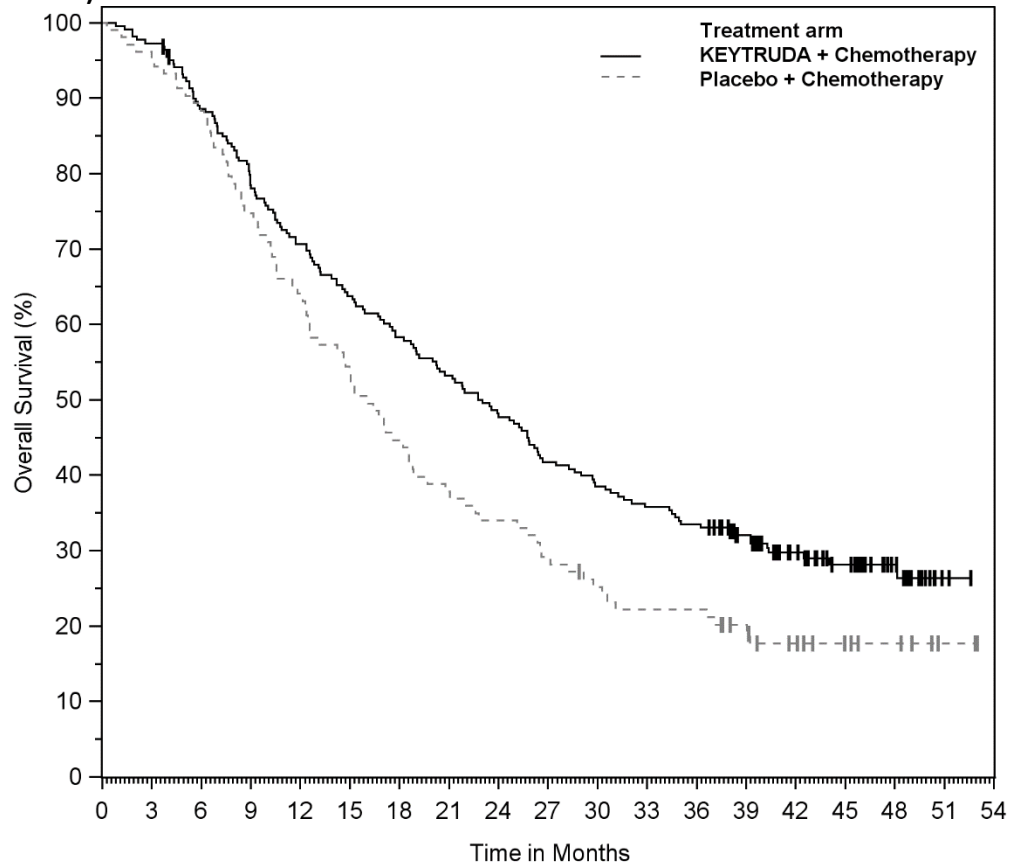
¶ Assessed by BICR using RECIST 1.1

# Based on a pre-specified interim analysis (data cutoff – 11 December 2019)

¶ One-sided p-Value based on stratified log-rank test (compared to a significance level of 0.00411)

The duration of response (DOR) was analysed as a secondary efficacy outcome. At final analysis, the median duration of response was 12.8 months in the Keytruda with chemotherapy arm and 7.3 months in the placebo with chemotherapy arm.

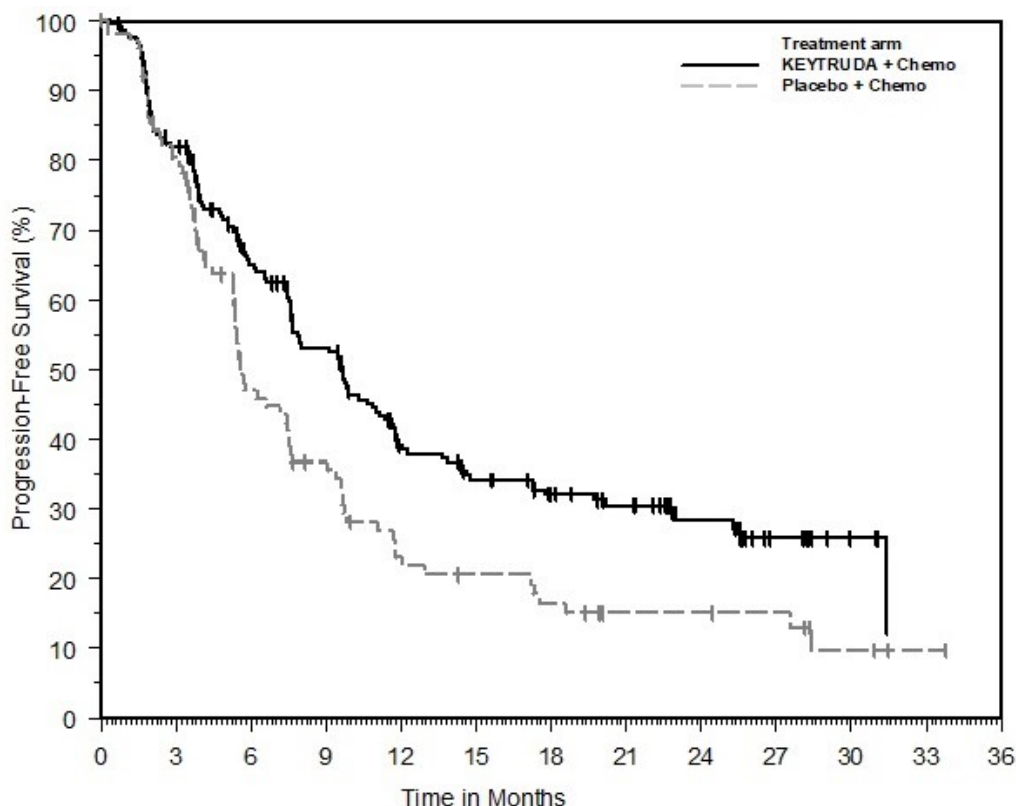
**Figure 37: Kaplan-Meier Curve for Overall Survival by Treatment Arm in KEYNOTE-355 (CPS  $\geq 10$ )**



**Number at Risk**

KEYTRUDA + Chemotherapy:	220	214	193	171	154	139	127	116	105	91	84	78	73	59	43	31	17	2	0
Placebo + Chemotherapy:	103	98	91	77	66	55	46	39	35	30	25	22	22	17	12	8	6	2	0

**Figure 38: Kaplan-Meier Curve for Progression Free Survival by Treatment Arm in KEYNOTE-355 (CPS  $\geq 10$ )**



Number at Risk		0	3	6	9	12	15	18	21	24	27	30	33	36
KEYTRUDA + Chemo:	220	173	122	96	63	52	44	37	25	12	5	0	0	0
Placebo + Chemo:	103	80	41	30	18	15	12	8	8	7	3	1	0	0

### Early-stage Triple-Negative Breast Cancer

#### KEYNOTE-522: Controlled study of neoadjuvant and adjuvant treatment of patients with early-stage TNBC

The efficacy of Keytruda in combination with carboplatin and paclitaxel followed by doxorubicin or epirubicin and cyclophosphamide, given as a neoadjuvant treatment and continued as monotherapy adjuvant treatment was investigated in Study KEYNOTE-522, a randomized, double-blind, multicenter, placebo-controlled study. The key eligibility criteria for this study were newly diagnosed previously untreated high-risk early-stage TNBC (tumor size  $>1$  cm but  $\leq 2$  cm in diameter with nodal involvement or tumor size  $>2$  cm in diameter regardless of nodal involvement), regardless of tumor PD-L1 expression. Patients with active autoimmune disease that required systemic therapy within 2 years of treatment or a medical condition that required immunosuppression were ineligible for the study. Randomization was stratified by nodal status (positive vs. negative), tumor size (T1/T2 vs. T3/T4), and choice of carboplatin (dosed every 3 weeks vs. weekly).

Patients were randomized (2:1) to one of the following treatment arms; all study medications were administered via intravenous infusion.

- **Arm 1:**
  - Four cycles of preoperative Keytruda 200 mg every 3 weeks on Day 1 of cycles 1-4 of treatment regimen in combination with:
    - Carboplatin
      - AUC 5 mg/mL/min every 3 weeks on Day 1 of cycles 1-4 of treatment regimen  
**or** AUC 1.5 mg/mL/min every week on Day 1, 8, and 15 of cycles 1-4 of treatment regimen **and**
    - Paclitaxel 80 mg/m<sup>2</sup> every week on Day 1, 8, and 15 of cycles 1-4 of treatment regimen
  - Followed by four additional cycles of preoperative Keytruda 200 mg every 3 weeks on Day 1 of cycles 5-8 of treatment regimen in combination with:
    - Doxorubicin 60 mg/m<sup>2</sup> **or** epirubicin 90 mg/m<sup>2</sup> every 3 weeks on Day 1 of cycles 5-8 of treatment regimen **and**
    - Cyclophosphamide 600 mg/m<sup>2</sup> every 3 weeks on Day 1 of cycles 5-8 of treatment regimen
  - Following surgery, 9 cycles of Keytruda 200 mg every 3 weeks were administered.
  
- **Arm 2:**
  - Four cycles of preoperative placebo every 3 weeks on Day 1 of cycles 1-4 of treatment regimen in combination with:
    - Carboplatin
      - AUC 5 mg/mL/min every 3 weeks on Day 1 of cycles 1-4 of treatment regimen  
**or** AUC 1.5 mg/mL/min every week on 1, 8, and 15 of cycles 1-4 of treatment regimen **and**
    - Paclitaxel 80 mg/m<sup>2</sup> every week on Day 1, 8, and 15 of cycles 1-4 of treatment regimen
  - Followed by four additional cycles of preoperative placebo every 3 weeks on Day 1 of cycles 5-8 of treatment regimen in combination with:
    - Doxorubicin 60 mg/m<sup>2</sup> **or** epirubicin 90 mg/m<sup>2</sup> every 3 weeks on Day 1 of cycles 5-8 of treatment regimen **and**
    - Cyclophosphamide 600 mg/m<sup>2</sup> every 3 weeks on Day 1 of cycles 5-8 of treatment regimen
  - Following surgery, 9 cycles of placebo every 3 weeks were administered.

Treatment with Keytruda or placebo continued until completion of the treatment (17 cycles), disease progression that precludes definitive surgery, disease recurrence in the adjuvant phase, or unacceptable toxicity.

The major efficacy outcome measures were pathological complete response (pCR) rate and event-free survival (EFS). pCR was defined as absence of invasive cancer in the breast and lymph nodes (ypT0/Tis ypN0) and was assessed by the blinded local pathologist at the time of definitive surgery. EFS was defined as the time from randomization to the first occurrence of any of the following events: progression of disease that precludes definitive surgery, local or distant recurrence, second primary malignancy, or death due to any cause. An additional efficacy outcome measure was OS.

A total of 1174 patients were randomized: 784 patients to the Keytruda arm and 390 patients to the placebo arm. The study population characteristics were: median age of 49 years (range: 22 to 80), 11% age 65 or older; 99.9% female; 64% White, 20% Asian, and 5% Black; 87% ECOG PS of 0 and 13% ECOG PS of 1; 56% were pre-menopausal status and 44% were post-menopausal status; 7% were primary Tumor 1 (T1), 68% T2, 19% T3, and 7% T4; 49% were nodal involvement 0 (N0), 40% N1, 11% N2, and 0.2% N3; 75% of patients were overall stage II and 25% were stage III; 98.0% of patients received surgery in the Keytruda arm and 97.7% of patients received surgery in the placebo arm.

The trial demonstrated a statistically significant improvement in pCR and EFS at pre-specified analyses for patients randomized to Keytruda in combination with chemotherapy followed by Keytruda monotherapy compared with patients randomized to placebo in combination with chemotherapy followed by placebo alone. At the time of EFS analysis, OS results were not yet mature (45% of the required events for final analysis). At a pre-specified interim analysis, the median follow-up time for 784 patients treated with Keytruda was 37.8 months (range: 2.7 – 48 months). Efficacy results are summarized in Table 106 and Figure 39.

**Table 106: Efficacy Results in Patients with Early-Stage TNBC in KEYNOTE-522**

Endpoint	Keytruda with chemotherapy/Keytruda	Placebo with chemotherapy/Placebo
<b>pCR (ypT0/Tis ypN0)*</b>	<b>n=401</b>	<b>n=201</b>
Number of patients with pCR	260	103
pCR Rate (%), (95% CI)	64.8 (59.9, 69.5)	51.2 (44.1, 58.3)
Treatment difference (%) estimate (95% CI) <sup>†,‡</sup>	13.6 (5.4, 21.8)	
p-Value	0.00055	
<b>EFS<sup>§</sup></b>	<b>n=784</b>	<b>n=390</b>
Number of patients with event (%)	123 (16%)	93 (24%)
24 month EFS rate (95% CI)	87.8 (85.3, 89.9)	81.0 (76.8, 84.6)
Hazard ratio (95% CI) <sup>¶</sup>	0.63 (0.48, 0.82)	
p-Value <sup>#</sup>	0.00031	

\*Based on a pre-specified pCR interim analysis (compared to a significance level of 0.003) in 602 patients.

<sup>†</sup>Based on a follow-up analysis in the entire intention-to-treat population (n=1174), the pCR rate difference was 7.5 (95% CI: 1.6, 13.4).

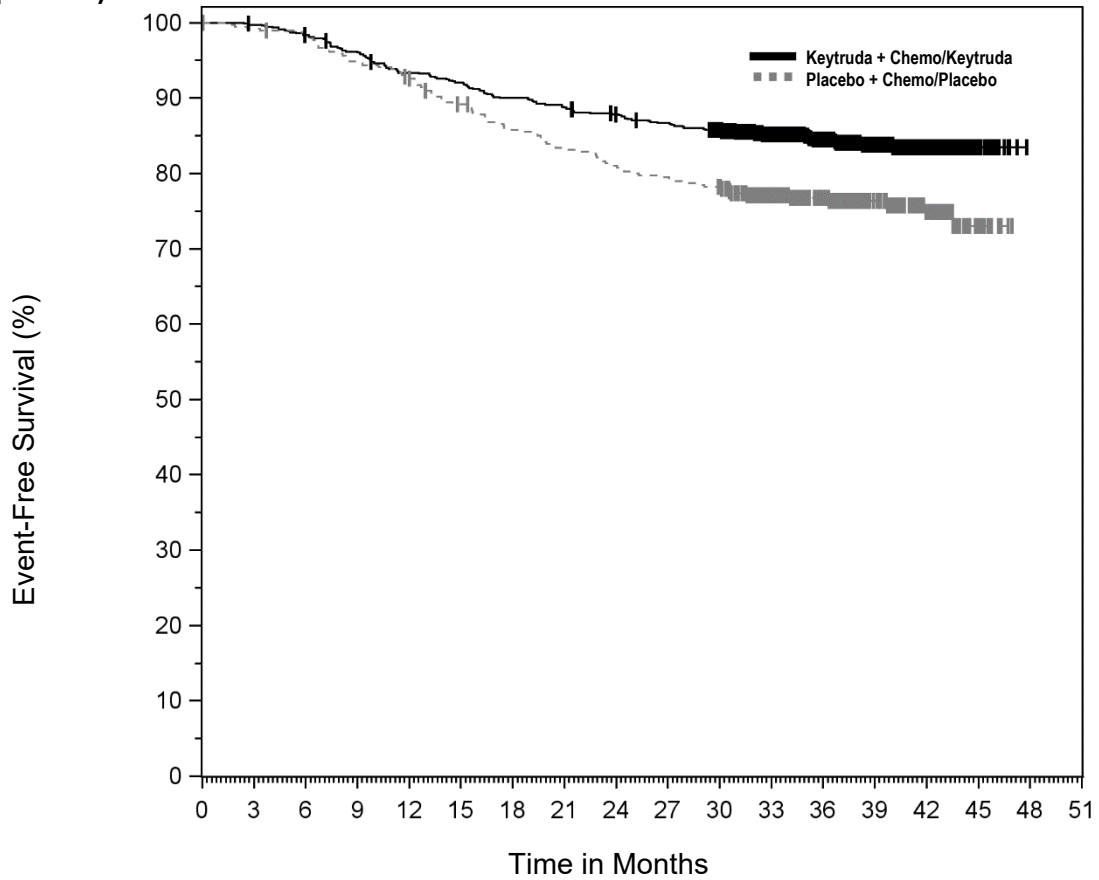
<sup>‡</sup>Based on Miettinen and Nurminen method stratified by nodal status, tumor size, and choice of carboplatin

<sup>§</sup>Based on a pre-specified EFS interim analysis (compared to a significance level of 0.0052)

<sup>¶</sup>Based on Cox regression model with Efron's method of tie handling with treatment as a covariate stratified by nodal status, tumor size, and choice of carboplatin

<sup>#</sup>Based on log-rank test stratified by nodal status, tumor size, and choice of carboplatin

**Figure 39: Kaplan-Meier Curve for Event-Free Survival by Treatment Arm in KEYNOTE-522 (Intent to Treat Population)**



Number at Risk	0	3	6	9	12	15	18	21	24	27	30	33	36	39	42	45	48	51
Keytruda + Chemo/Keytruda:	784	781	769	751	728	718	702	692	681	671	652	551	433	303	165	28	0	0
Placebo + Chemo/Placebo:	390	386	382	368	358	342	328	319	310	304	297	250	195	140	83	17	0	0

**Cervical Cancer**

***KEYNOTE-826: Controlled trial of combination therapy in patients with persistent, recurrent, or metastatic cervical cancer***

The efficacy of Keytruda in combination with paclitaxel and cisplatin or paclitaxel and carboplatin, with or without bevacizumab, was investigated in KEYNOTE-826, a multicenter, randomized, double-blind, placebo-controlled trial that enrolled 617 patients with persistent, recurrent, or first-line metastatic cervical cancer who had not been treated with chemotherapy except when used concurrently as a radio-sensitizing agent. Patients were enrolled regardless of tumour PD-L1 expression status. Patients with autoimmune disease that required systemic therapy within 2 years of treatment or a medical condition that required immunosuppression were ineligible. Randomization was stratified by metastatic status at initial diagnosis, investigator decision to use bevacizumab, and PD-L1 status (CPS <1 vs. CPS 1 to <10 vs. CPS ≥ 10). Patients were randomized (1:1) to one of the two treatment groups:

- Treatment Group 1: Keytruda 200 mg plus chemotherapy
- Treatment Group 2: Placebo plus chemotherapy

The investigator selected one of the following four treatment regimens prior to randomization:

1. Paclitaxel 175 mg/m<sup>2</sup> + cisplatin 50 mg/m<sup>2</sup>
2. Paclitaxel 175 mg/m<sup>2</sup> + cisplatin 50 mg/m<sup>2</sup> + bevacizumab 15 mg/kg
3. Paclitaxel 175 mg/m<sup>2</sup> + carboplatin AUC 5 mg/mL/min
4. Paclitaxel 175 mg/m<sup>2</sup> + carboplatin AUC 5 mg/mL/min + bevacizumab 15 mg/kg

All study medications were administered as an intravenous infusion. All study treatments were administered on Day 1 of each 3-week treatment cycle. Cisplatin could be administered on Day 2 of each 3-week treatment cycle. The option to use bevacizumab was by investigator choice prior to randomization. Treatment with Keytruda continued until RECIST v1.1-defined progression of disease, unacceptable toxicity, or a maximum of 24 months. Administration of Keytruda was permitted beyond RECIST-defined disease progression if the patient was clinically stable and considered to be deriving clinical benefit by the investigator. Keytruda could be reinitiated for subsequent disease progression and administered for up to one additional year for patients who had stable disease or better during initial treatment. Assessment of tumour status was performed at Week 9 and then every 9 weeks for the first year, followed by every 12 weeks thereafter.

Of the 617 enrolled patients, 548 patients (89%) had tumours expressing PD-L1 with a CPS  $\geq$  1. Among these 548 enrolled patients with tumours expressing PD-L1, 273 patients were randomized to Keytruda in combination with chemotherapy with or without bevacizumab, and 275 patients were randomized to placebo in combination with chemotherapy with or without bevacizumab. Sixty-three percent of the 548 patients received bevacizumab as part of study treatment. The baseline characteristics were: median age of 51 years (range: 22 to 82), 16% age 65 or older; 59% White, 18% Asian, and 1% Black; 37% Hispanic or Latino; 56% and 43% ECOG performance status of 0 or 1, respectively; 21% with adenocarcinoma and 5% with adenosquamous histology; for patients with persistent or recurrent disease with or without distant metastases, 39% had received prior chemoradiation only and 17% had received prior chemoradiation plus surgery.

The primary efficacy outcome measures were OS and PFS as assessed by investigator according to RECIST v1.1. Secondary efficacy outcome measures were ORR and DoR, according to RECIST v1.1, as assessed by investigator. The median follow-up time was 17.2 months (range: 0.3 to 29.4 months). Efficacy results are summarized in Table 107.

**Table 107: Efficacy Results for Patients with Persistent, Recurrent or Metastatic Cervical Cancer (CPS ≥ 1) in KEYNOTE-826**

Endpoint	Keytruda 200 mg every 3 weeks plus Chemotherapy* with or without bevacizumab n=273	Placebo plus Chemotherapy* with or without bevacizumab n=275
<b>OS</b>		
Number (%) of patients with event	118 (43.2)	154 (56.0)
Median in months (95% CI)	NR (19.8, NR)	16.3 (14.5, 19.4)
Hazard ratio <sup>†</sup> (95% CI)	0.64 (0.50, 0.81)	
p-Value <sup>‡</sup>	0.0001	
<b>PFS</b>		
Number of patients with event (%)	157 (57.5)	198 (72.0)
Median in months (95% CI)	10.4 (9.7, 12.3)	8.2 (6.3, 8.5)
Hazard ratio <sup>†</sup> (95% CI)	0.62 (0.50, 0.77)	
p-Value <sup>§</sup>	< 0.0001	
<b>Objective Response Rate</b>		
ORR <sup>¶</sup> (95% CI)	68% (62, 74)	50% (44, 56)
Complete response rate	23%	13%
Partial response rate	45%	37%
<b>Duration of Response</b>		
Median in months (range)	18.0 (1.3+, 24.2+)	10.4 (1.5+, 22.0+)

\* Chemotherapy (paclitaxel and cisplatin or paclitaxel and carboplatin)

<sup>†</sup> Based on the stratified Cox proportional hazard model

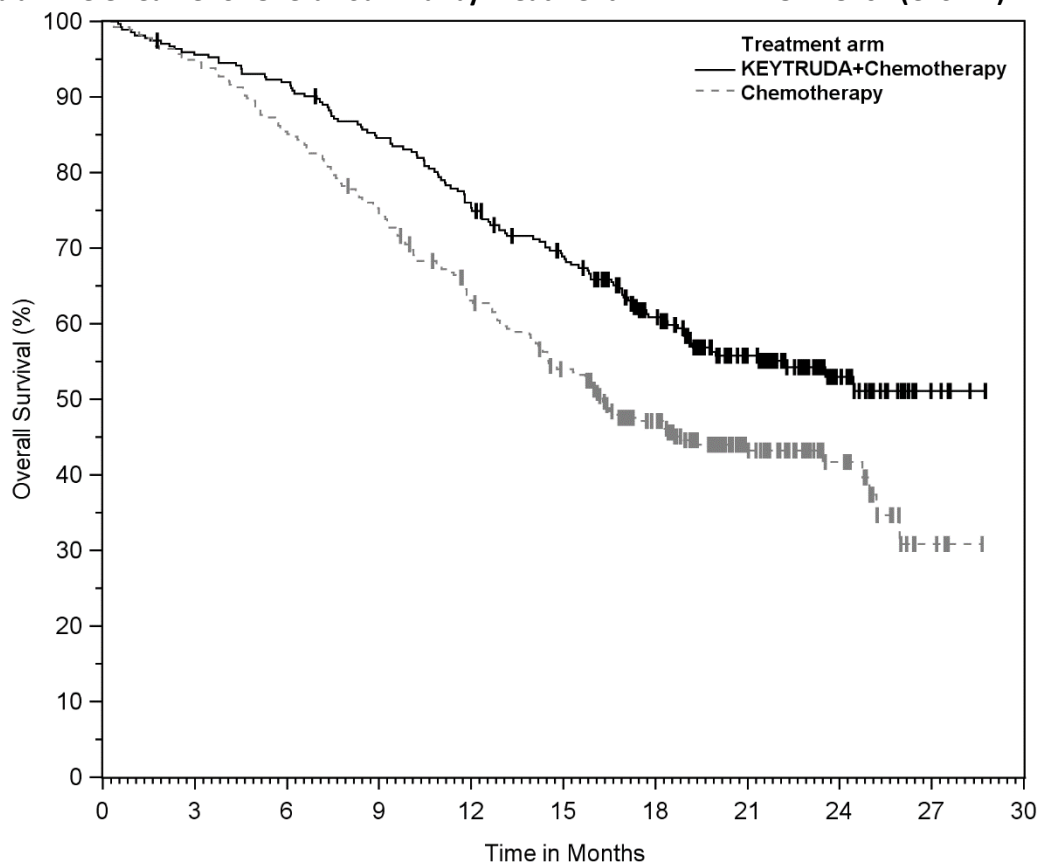
<sup>‡</sup> p-Value (one-sided) is compared with the allocated alpha of 0.0055 for this interim analysis (with 72% of the planned number of events for final analysis)

<sup>§</sup> p-Value (one-sided) is compared with the allocated alpha of 0.0014 for this interim analysis (with 82% of the planned number of events for final analysis)

<sup>¶</sup> Response: Best objective response as confirmed complete response or partial response

NR = not reached

**Figure 40: Kaplan-Meier Curve for Overall Survival by Treatment Arm in KEYNOTE-826\* (CPS ≥ 1)**



Number at Risk		0	3	6	9	12	15	18	21	24	27	30
KEYTRUDA+Chemotherapy	273	260	250	229	204	181	132	82	34	6	0	0
Chemotherapy	275	261	235	206	168	140	100	55	25	4	0	0

\*Treatment arms include Keytruda plus chemotherapy (paclitaxel and cisplatin or paclitaxel and carboplatin) with or without bevacizumab versus placebo plus chemotherapy with or without bevacizumab.

### **Biliary Tract Carcinoma**

KEYNOTE-966: Controlled trial of combination therapy in patients with locally advanced unresectable or metastatic biliary tract carcinoma.

The efficacy of Keytruda in combination with gemcitabine and cisplatin was investigated in KEYNOTE-966, a multicenter, randomized, double-blind, placebo-controlled trial that enrolled 1069 patients with locally advanced unresectable or metastatic BTC, who had not received prior systemic therapy in the advanced disease setting. Patients with autoimmune disease that required systemic therapy within 2 years of treatment or a medical condition that required immunosuppression were ineligible. Randomization was stratified by region (Asia vs. non-Asia), locally advanced versus metastatic, and site of origin (gallbladder, intrahepatic or extrahepatic cholangiocarcinoma).

Patients were randomized (1:1) to one of the two treatment groups:

- Keytruda 200 mg on Day 1 plus gemcitabine 1000 mg/m<sup>2</sup> and cisplatin 25 mg/m<sup>2</sup> on Day 1 and Day 8 every 3 weeks.
- Placebo on Day 1 plus gemcitabine 1000 mg/m<sup>2</sup> and cisplatin 25 mg/m<sup>2</sup> on Day 1 and Day 8 every 3 weeks

All study medications were administered via intravenous infusion. Treatment continued until unacceptable toxicity or disease progression. For pembrolizumab, treatment continued for a maximum of 35 cycles, or approximately 24 months. For cisplatin, treatment could be administered for a maximum of 8 cycles and for gemcitabine, treatment could be continued beyond 8 cycles.

Administration of Keytruda with chemotherapy was permitted beyond RECIST-defined disease progression if the patient was clinically stable and considered by the investigator to be deriving clinical benefit. Assessment of tumor status was performed at baseline and then every 6 weeks through 54 weeks, followed by every 12 weeks thereafter.

Treatment with pembrolizumab could be reinitiated for subsequent disease progression and administered for up to one additional year.

The study population characteristics were median age of 64 years (range: 23 to 85), 47% age 65 or older; 52% male; 49% White, 46% Asian; 46% ECOG PS of 0 and 54% ECOG PS of 1; 31% of patients had a history of hepatitis B infection, and 3% had a history of hepatitis C infection.

The primary efficacy outcome measure was OS and the secondary efficacy measures were PFS and ORR as assessed by BICR according to RECIST v1.1. The Keytruda with gemcitabine/cisplatin arm demonstrated a clinically meaningful and statistically significant improvement vs. the placebo with gemcitabine/cisplatin arm in OS. The results are summarized in Table 108 and Figure 41.

**Table 108. Efficacy Results in Patients with BTC in KEYNOTE-966**

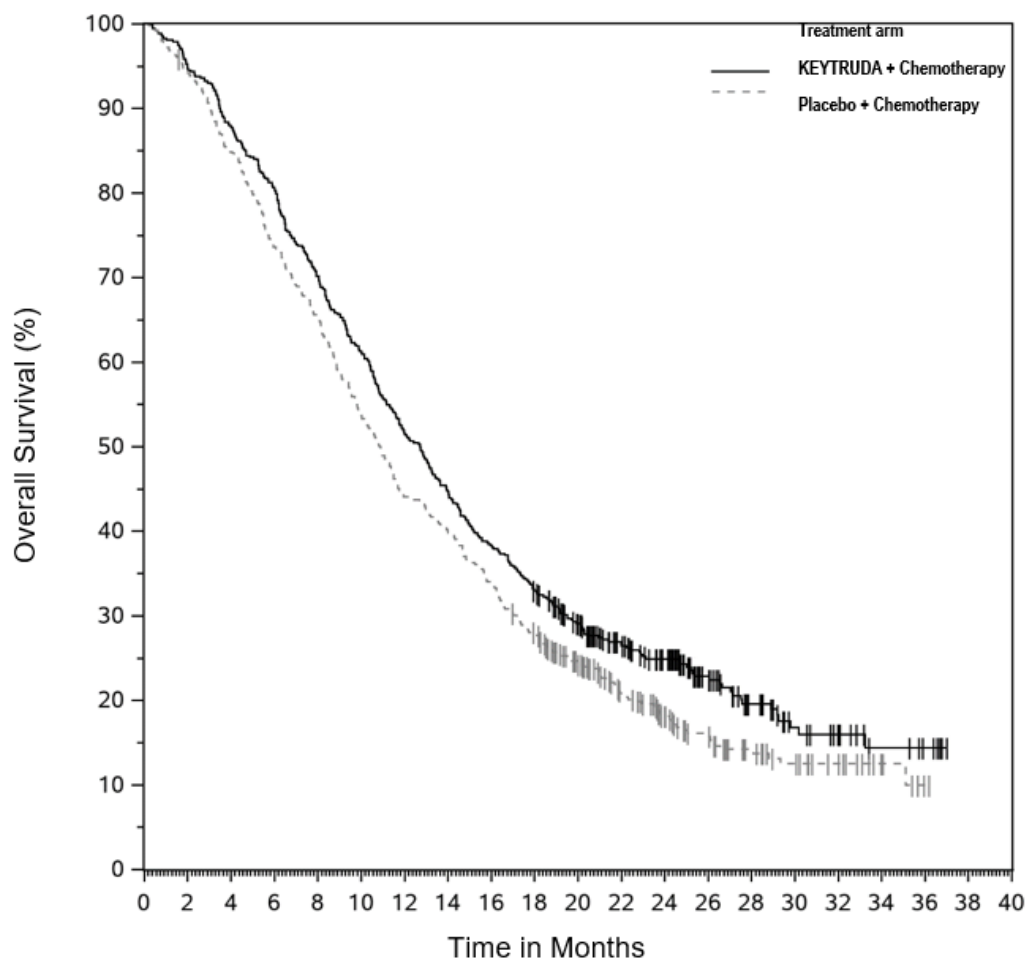
Endpoint	Keytruda 200 mg every 3 weeks with gemcitabine/cisplatin n=533	Placebo with gemcitabine/cisplatin  n=536
<b>OS*</b>		
Number (%) of patients with event	414 (78%)	443 (83%)
Median in months (95% CI)	12.7 (11.5, 13.6)	10.9 (9.9, 11.6)
Hazard ratio <sup>†</sup> (95% CI)	0.83 (0.72, 0.95)	
p-Value <sup>‡</sup>	0.0034	

- \* Results at the pre-specified final OS analysis
- † Based on the stratified Cox proportional hazard model
- ‡ One-sided p-Value based on a stratified log-rank test

The PFS hazard ratio at the pre-specified interim analysis in patients randomized to the pembrolizumab plus chemotherapy arm versus patients randomized to the placebo plus chemotherapy arm was 0.86 (95% CI 0.75, 1.00). The median PFS was 6.5 months (95% CI: 5.7, 6.9) versus 5.6 months (95% CI: 5.1, 6.6) for the pembrolizumab plus chemotherapy arm versus the placebo plus chemotherapy arm. The

objective response rate at the pre-specified interim analysis was 28.7% (24.9, 32.8) for the pembrolizumab plus chemotherapy arm vs 28.5% (24.8, 32.6) for the placebo plus chemotherapy arm.

**Figure 41: Kaplan-Meier Curve for Overall Survival in KEYNOTE-966\***



Number at Risk

KEYTRUDA + Chemotherapy	533	505	469	430	374	326	275	238	204	175	142	108	88	56	35	21	16	8	5	0	0
Placebo + Chemotherapy	536	504	454	394	349	287	236	213	181	148	115	81	59	43	28	20	14	7	1	0	0

\*Based on the pre-specified final OS analysis

### Alternate Dosing Regimen for Adults

#### KEYNOTE-555: Additional dosing regimen of 400 mg every 6 weeks for adults

The safety and efficacy of Keytruda 400 mg every 6 weeks was evaluated in Cohort B of KEYNOTE-555, a Phase 1 clinical trial in adult patients with advanced (unresectable or metastatic) melanoma (at least 1 measurable lesion) who were naïve to prior immuno-oncology therapy, and had an ECOG performance status of 0 or 1. The interim data of 44 patients support that the safety and efficacy of 400 mg every 6 weeks are consistent with the safety and efficacy of 200 mg every 3 weeks of Keytruda.

### 14.4 Immunogenicity

As with all therapeutic proteins, there is the potential for immunogenicity. Trough levels of pembrolizumab interfere with the electrochemiluminescent (ECL) assay results, therefore, a subset

analysis was performed in the patients with a concentration of pembrolizumab below the drug tolerance level of the anti-product antibody assay. In clinical studies in patients treated with pembrolizumab at a dose of 2 mg/kg every three weeks, 200 mg every three weeks, or 10 mg/kg every two or three weeks, 36 (1.8%) of 2034 evaluable patients tested positive for treatment-emergent antibodies against pembrolizumab of which 9 (0.4%) patients had neutralizing antibodies against pembrolizumab. There was no evidence of an altered pharmacokinetic or safety profile with anti-pembrolizumab binding or neutralizing antibody development.

The detection of antibody formation is highly dependent on the sensitivity and specificity of the assay. Additionally, the observed incidence of antibody (including neutralizing antibody) positivity in an assay may be influenced by several factors including: assay methodology; sample handling; timing of sample collection; concomitant medications; and underlying disease. For these reasons, comparison of incidence of antibodies to Keytruda with the incidences of antibodies to other products may be misleading.

## 15 MICROBIOLOGY

No microbiological information is required for this drug product.

## 16 NON-CLINICAL TOXICOLOGY

**General Toxicology:** Repeat-dose toxicology studies were carried out in monkeys. In a 1-month study, monkeys received 0, 6, 40, or 200 mg/kg IV pembrolizumab administered weekly for a total of 5 doses followed by a 4 month recovery period. In the 6 month study, monkeys received 0, 6, 40, or 200 mg/kg IV pembrolizumab administered biweekly for a total of 12 doses, followed by a 4-month recovery period. In both studies, all dose levels administered exceeded the recommended human dose and resulted in exposures and peak serum concentrations that were greater than those observed in humans receiving the recommended dose. Pembrolizumab was not associated with any adverse test article-related findings at doses up to 200 mg/kg administered weekly for 1-month (NOAEL (No Observed Adverse Effect Level) > 200 mg/kg) or at doses up to 200 mg/kg administered biweekly for 6 months (NOAEL > 200 mg/kg).

In an exploratory study, 4 chimpanzees with naturally occurring chronic hepatitis B virus (HBV) infection received rising doses of IV pembrolizumab over 5 weeks. Chimpanzees were administered pembrolizumab (IV) doses of 1, 2, 5, 10, and 10 mg/kg on Day 0, 7, 14, 21, and 28, respectively. Two (2) of the four HBV infected chimpanzees had significantly increased levels of serum ALT, AST, and GGT beginning on day 21 and persisting for at least 1 month after the discontinuation of pembrolizumab.

**Carcinogenicity:** The carcinogenic potential of pembrolizumab has not been evaluated in long-term animal studies.

**Genotoxicity:** The genotoxic potential of pembrolizumab has not been evaluated.

**Reproductive and Developmental Toxicology:** Animal reproduction studies have not been conducted with Keytruda. The central function of the PD-1/PD-L1 pathway is to preserve pregnancy by maintaining immune tolerance to the fetus. Blockade of PD-L1 signaling has been shown in murine models of pregnancy to disrupt tolerance to the fetus and to result in an increase in fetal loss. These results indicate a potential risk that administration of Keytruda during pregnancy could cause fetal

harm, including increased rates of abortion or stillbirth.

Fertility studies have not been conducted with pembrolizumab. There were no notable effects in the male and female reproductive organs in a limited number of sexually mature monkeys based on 1-month and 6-month repeat dose toxicity studies.

**Special Toxicology Studies:** PD-1 deficiency was associated with enhanced inflammatory responses, increased severity of infections and reduced survival in some animal models. Compared to wild-type mice, PD-1 knockout mice infected with *M. tuberculosis* had enhanced inflammatory responses, increased bacterial proliferation and decreased survival. Decreased survival has also been observed in PD-1 knockout mice infected with LCMV.

**Table 109: Summary of Toxicology Studies.**

Study Type	Treatment Duration and Dosing Schedule	Species / Test system	Gender and No. per Group	Doses (mg/kg) <sup>a</sup>	Findings/Conclusions
<b>Pharmacokinetic Studies</b>					
Non-GLP Pharmacokinetic study IV	Single dose	Monkey/ Cynomolgus	3F per group	0.3, 3 and 30	The decline of serum concentration followed multiphasic kinetics. Slightly greater than dose proportional exposure between 0.3 and 3.0 mg/kg and approximately linear exposure between 3.0 and 30 mg/kg was observed. Anti-drug antibodies (ADA) were detected in most of the treated animals. Clearance (CL) and terminal half-life (t <sub>1/2</sub> ) appeared to be dose dependent in the dose range tested with CL ranging from 3.7 to 5.7 mL/day/kg and t <sub>1/2</sub> ranging from 4 to 10 days
<b>General Toxicity</b>					
Repeat-Dose Toxicity IV	1-month Dosing Period with 4-month treatment-free Postdose Period, dosing once weekly (total of 5 doses)	Monkey/ Cynomolgus	4F, 4M per group (dosing period); 2 F, 2M per group (treatment-free postdose period)	0, 6, 40, <u>200</u>	There was no test article-related mortality. Test article-related changes were limited to an increased incidence of inguinal swelling, and increased splenic weights in males receiving 200 mg/kg at end of the Dosing Period. Both of these findings were not considered adverse and there was no histopathologic correlate. Splenic weights were normal at the necropsy performed after the treatment-free period. Based on the lack of adverse test article-related findings, the NOAEL was > 200 mg/kg.

Study Type	Treatment Duration and Dosing Schedule	Species / Test system	Gender and No. per Group	Doses (mg/kg) <sup>a</sup>	Findings/Conclusions
Repeat-Dose Toxicity IV	6-month Dosing Period with 4-month treatment-free Postdose Period, dosing once every other week (total of 12 doses)	Monkey/ Cynomolgus	3F, 3M per group (dosing period); 2F, 2M per group (treatment-free postdose period)	0, 6, 40, <u>200</u>	There were no test article-related antemortem, electrocardiographic or ophthalmic findings. There were no test article-related changes at injection sites. Following the interim and final necropsies, there were no identified test article-related postmortem findings. The NOAEL was > 200 mg/kg
<b>Other Studies</b>					
Tissue Cross-reactivity <i>in vitro</i>	N/A	Cryosections of normal human tissues	n = 3 donors per tissue (~ 32 tissues / donor)	1, 10 µg/mL MK-3475 pre-complexed with biotinylated secondary antibody	Positive staining of mononuclear leukocyte membranes was considered on-target binding consistent with the known biology and expression of PD-1. Off-target cross-reactivity staining was noted in the cytoplasm of various cell types/tissues and the stroma (extracellular connective tissue matrix) of many tissues. These off-target findings were interpreted as spurious binding inherent to the experimental conditions of the <i>in vitro</i> tissue cross-reactivity studies with no <i>in vivo</i> toxicological significance.
Tissue Cross-reactivity <i>in vitro</i>	N/A	Cryosections of normal Cynomolgus monkey tissues	n = 3 donors per tissue (~ 32 tissues / donor)	1, 10 µg/mL MK-3475 pre-complexed with biotinylated secondary antibody	Positive staining of mononuclear leukocyte membranes was considered on-target binding consistent with the known biology and expression of PD-1. Off-target cross-reactivity staining was noted in the cytoplasm of various cell types/tissues, the extracellular material in the neurohypophysis and the stroma (extracellular connective tissue matrix) of many tissues. These off-target findings were interpreted as spurious binding inherent to the experimental conditions of the <i>in vitro</i> tissue cross-reactivity studies with no <i>in vivo</i> toxicological significance.
Cytokine Release Studies <i>In vitro</i>	<sup>b, c, d, e</sup> 4 days culture for cytokine release after	<sup>b, f</sup> Human, normal donors <sup>c</sup> Human,	<sup>b</sup> n = 3 <sup>c</sup> n = 8	<sup>b, c, d, e</sup> 25, 2.5, 0.25, 0.025, 0.0025,	<sup>b, c, d</sup> MK-3475 enhances SEB-induced IL-2 production from approximately 2- to 4-fold; MK-3475 modestly enhances production TNF-α, IFNγ, IL-6, and IL-17

Study Type	Treatment Duration and Dosing Schedule	Species / Test system	Gender and No. per Group	Doses (mg/kg) <sup>a</sup>	Findings/Conclusions
	Staphylococcus enterotoxin B (SEB) stimulation  <sup>f</sup> 48 hr for cytokine release, dry coat assay	advanced metastatic melanoma patients  <sup>d</sup> Human, prostate cancer patients  <sup>e</sup> Cynomolgus monkey	<sup>d</sup> n = 8  <sup>e</sup> n = 6  <sup>f</sup> n = 7	0.00025 µg/mL  <sup>b</sup> 25 µg/mL  <sup>f</sup> 25, 2.5, 0.25, 0.025, 0.0025, 0.00025 µg/mL for dry coat assay	(less than 2-fold). In the absence of SEB stimulation, MK-3475 did not induce cytokine production.  <sup>e</sup> MK-3475 enhances SEB-induced IL-2 production.  <sup>f</sup> MK-3475 did not induce cytokine release. Superagonist anti-CD28 induced robust cytokine release.
<b>Other Studies</b>					
T-cell recall for Tetanus toxoid	<sup>g</sup> 7 days	Human donors, recently revaccinated with tetanus toxoid	n = 2	25, 2.5, 0.25, 0.025, 0.0025, 0.00025 µg/mL	MK-3475 enhanced tetanus toxoid-induced production of IFN $\gamma$ in a dose-dependent manner.
HBV infection	Once per week, 5 dose, rising dose escalation. Postdose (last dose) period of 1 month	HBV-infected chimpanzees	n = 4	All doses IV. First dose = 1 mg/kg, second dose = 2 mg/kg, third dose = 5 mg/kg, fourth and fifth dose = 10 mg/kg	No changes in viral load were observed. ALT/AST/GGT flares were observed in 2 animals following the fifth dose (10 mg/kg); ALT/AST/GGT levels remained elevated for at least one month.
<p><sup>a</sup> For Repeat-Dose Toxicity, the highest NOAEL (No Observed Adverse Effect Level) is underlined.</p> <p><sup>b, c, d, e</sup> MK-3475 or control human IgG4 antibody was pre-incubated with heparinized whole blood for 30-60 minutes, and then cultured for 4 days after stimulation with 0.1 µg/mL Staphylococcus enterotoxin B (SEB). Cytokine levels were assessed by immunoassay.</p> <p><sup>f</sup> MK-3475 or superagonistic anti-human CD28 antibody were immobilized by air drying directly onto microtiter plates. Human peripheral blood mononuclear cells (PBMC) were cultured in the wells for 48 hr; cytokine levels were assessed by immunoassay.</p> <p><sup>g</sup> Peripheral blood mononuclear cells from donors recently revaccinated with tetanus toxoid (TT) were stimulated <i>in vitro</i> for 7 days with 1 µg/mL TT in the presence or absence of MK-3475 or a human IgG4 isotype control antibody. Cytokine levels were assessed by immunoassay.</p> <p>IL-2 = interleukin 2; TNF-<math>\alpha</math> = tumour necrosis factor-alpha; IFN<math>\gamma</math> = interferon gamma; IL-6 = interleukin 6; IL-17 = interleukin 17</p>					

## PATIENT MEDICATION INFORMATION

### READ THIS FOR SAFE AND EFFECTIVE USE OF YOUR MEDICINE

# KEYTRUDA

Pembrolizumab

Read this carefully before you start taking **Keytruda** and each time you get a refill. This leaflet is a summary and will not tell you everything about this drug. Talk to your healthcare professional about your medical condition and treatment and ask if there is any new information about **Keytruda**.

#### What is Keytruda (key-true-duh) used for?

- See the following boxed text

For the following indication(s) Keytruda has been approved **with conditions (NOC/c)**. This means it has passed Health Canada's review and can be bought and sold in Canada, but the manufacturer has agreed to complete more studies to make sure the drug works the way it should. For more information, talk to your healthcare professional.

Keytruda is a prescription medicine used to treat:

- a kind of cancer called classical Hodgkin lymphoma (cHL) in adults and children:
  - that has come back after an autologous stem cell transplant (ASCT), or
  - that was not suitable for ASCT
- a kind of cancer called primary mediastinal B-cell lymphoma in adults and children
  - that was not responsive to other treatments, or
  - that has come back after you have tried at least 2 other treatments
- a kind of bladder and urinary tract cancer called urothelial carcinoma, in adults
  - Keytruda may be used when your cancer has not spread to nearby tissue in the bladder, but is at high-risk for spreading (high-risk non-muscle-invasive bladder cancer [NMIBC]) when:
    - your tumour is a type called "carcinoma in situ" (CIS), and
    - you have tried treatment with Bacillus Calmette-Guerin (BCG) and it did not work, and
    - you are not able to or have decided not to have surgery to remove your bladder
  - Keytruda may be used when your bladder or urinary tract cancer:
    - has spread or cannot be removed by surgery (advanced urothelial cancer), and
    - you are not able to receive a medicine called cisplatin or carboplatin

For the following indications Keytruda has been approved **without conditions**. This means it has passed Health Canada's review and can be bought and sold in Canada.

Keytruda is a prescription medicine used to treat:

- a kind of skin cancer called melanoma in adults
  - Keytruda may be used alone as your first treatment when your skin cancer:
    - has spread or cannot be removed by surgery (advanced melanoma)
  - Keytruda may be used alone when your skin cancer:
    - has spread or cannot be removed by surgery (advanced melanoma), and
    - after you have tried a medicine called ipilimumab and it did not work or is no longer working, and
    - if your tumour has an abnormal “BRAF” gene, and you also have tried a different medicine called a BRAF or MEK inhibitor, and it did not work or is no longer working
  - Keytruda may be used alone when your skin cancer:
    - has been removed by surgery to help prevent the cancer from coming back
- a kind of skin cancer called melanoma in children (12 years of age or older)
  - Keytruda may be used alone when your skin cancer:
    - has been removed by surgery to help prevent the cancer from coming back
- a kind of lung cancer called non-small cell lung cancer in adults
  - Keytruda may be used alone as your first treatment when your lung cancer:
    - has spread (advanced lung cancer), or
    - has not spread outside your chest (stage III) and you cannot have surgery or chemotherapy with radiation, and
    - tests positive for “PD-L1”, and
    - if your tumour does not have an abnormal "EGFR" or "ALK" gene
  - Keytruda may be used with the medicine pemetrexed and chemotherapy that contains platinum as your first treatment when your lung cancer:
    - has spread (advanced lung cancer), and
    - is a type called “non-squamous”, and
    - if your tumour does not have an abnormal "EGFR" or "ALK" gene
  - Keytruda may be used with the chemotherapy medicines carboplatin and either paclitaxel or nab-paclitaxel as your first treatment when your lung cancer:
    - has spread (advanced lung cancer), and
    - is a type called “squamous”
  - Keytruda may be used alone when your lung cancer:
    - has worsened on or after chemotherapy that contains platinum, and
    - has spread (advanced lung cancer), and
    - tests positive for “PD-L1”, and
    - if your tumour has an abnormal “EGFR” or “ALK” gene, you have tried an EGFR or ALK inhibitor medicine.

- Keytruda may be used alone after surgery and platinum-based chemotherapy to help prevent your lung cancer from coming back, and
  - you have stage IB and your tumor(s) is 4 cm or greater in size, stage II, or stage IIIA lung cancer.
- a kind of bladder and urinary tract cancer called urothelial carcinoma, in adults when
  - it has spread or cannot be removed by surgery (advanced urothelial cancer); and
  - you have received chemotherapy that contains platinum, and it did not work or is no longer working
- a kind of kidney cancer in adults called renal cell carcinoma
  - Keytruda may be used with the medicine axitinib as your first treatment when your kidney cancer has spread or cannot be removed by surgery (advanced RCC).
  - Keytruda may be used with the medicine lenvatinib as your first treatment when your kidney cancer has spread or cannot be removed by surgery (advanced RCC).
  - Keytruda may be used alone to help prevent kidney cancer from coming back after surgery.
- a kind of cancer called colon or rectal cancer. Keytruda may be used as your first treatment when your cancer:
  - has spread (advanced colon or rectal cancer), **and**
  - has been shown by a laboratory test to be microsatellite instability-high (MSI-H) or mismatch repair deficient (dMMR).
- a kind of cancer called colon or rectal cancer, or a kind of uterine cancer called endometrial cancer in adults that is shown by a laboratory test to be microsatellite instability-high (MSI-H) or mismatch repair deficient (dMMR)
  - after you have received prior anti-cancer medicine and it did not work or is no longer working
- a kind of uterine cancer in adults called endometrial carcinoma. Keytruda is used with the medicine lenvatinib when your endometrial carcinoma:
  - has worsened after anti-cancer treatment that contained platinum;
  - cannot be cured by surgery or radiation;
  - is not microsatellite instability high (MSI-H); or
  - is not mismatch repair deficient (dMMR).
- a kind of head and neck cancer called head and neck squamous cell carcinoma in adults:
  - may be used alone as your first treatment when your head and neck cancer:
    - has spread
    - has come back after previous therapy and
    - test positive for “PD-L1”
- a kind of head and neck cancer called head and neck squamous cell carcinoma in adults:
  - may be used with the chemotherapy medicines platinum and fluorouracil (FU) as your first treatment when your head and neck cancer:

- has spread
  - has come back after previous therapy
- a kind of stomach cancer called gastric or gastroesophageal junction (GEJ) adenocarcinoma.
  - Keytruda may be used in combination with the medicine trastuzumab along with fluoropyrimidine and platinum chemotherapy as your first treatment when your stomach cancer:
    - is HER2-positive, and
    - has spread or cannot be removed by surgery (advanced gastric cancer), and
    - tests positive for “PD-L1”
  - Keytruda may be used in combination with chemotherapy medicines containing fluoropyrimidine and platinum as your first treatment when your stomach cancer:
    - is HER2-negative, and
    - has spread or
    - your tumor cannot be removed by surgery (advanced gastric or GEJ).
- a kind of cancer called esophageal carcinoma
  - may be used with the chemotherapy medicines platinum and fluorouracil (FU) as your first treatment when your esophageal cancer:
    - has spread (advanced esophageal cancer), or
    - your tumor cannot be removed by surgery.
- a kind of cancer called triple-negative breast cancer in adults
  - may be used with chemotherapy medicines as treatment before surgery and then continued alone after surgery when you:
    - have early-stage breast cancer, **and**
    - are at high risk of your breast cancer coming back.
- a kind of cancer called triple negative breast cancer in adults:
  - tests positive for “PD-L1”, and
  - has returned and cannot be removed by surgery or has spread
- a kind of cancer called cervical cancer in adult women
  - may be used with the chemotherapy medicines, with or without the medicine bevacizumab, when your cervical cancer:
    - does not go away, has returned, or has spread,
    - and
    - tests positive for “PD-L1”
- a kind of bile duct or gallbladder cancer called biliary tract carcinoma in adults
  - may be used with chemotherapy medicines when your biliary tract cancer has spread or cannot be removed by surgery.

**What is a Notice of Compliance with Conditions (NOC/c)?**

A Notice of Compliance with Conditions (NOC/c) is a type of approval to sell a drug in Canada.

Health Canada only gives an NOC/c to a drug that treats, prevents, or helps identify a serious or life-threatening illness. The drug must show promising proof that it works well, is of high quality, and is reasonably safe. Also, the drug must either respond to a serious medical need in Canada, or be much safer than existing treatments.

Drug makers must agree in writing to clearly state on the label that the drug was given an NOC/c, to complete more testing to make sure the drug works the way it should, to actively monitor the drug's performance after it has been sold, and to report their findings to Health Canada.

Keytruda may be given in combination with other anti-cancer medicines. It is important that you also read the package leaflets for these other medicines. If you have any questions about these medicines, please ask your doctor.

Keytruda can be used only in children with classical Hodgkin lymphoma or primary mediastinal B-cell lymphoma less than 18 years of age, or in children 12 years and older with melanoma. It is not known if Keytruda is safe and effective in children less than 18 years of age for other pediatric diseases.

People get Keytruda when their cancer has spread or cannot be taken out by surgery.

People get Keytruda before surgery to treat triple-negative breast cancer and then continued after surgery to help prevent their cancer from coming back.

**How does Keytruda work?**

Keytruda works by helping your immune system fight your cancer.

**What are the ingredients in Keytruda?**

Medicinal ingredients: pembrolizumab

Non-medicinal ingredients: L-histidine; L-histidine monohydrochloride monohydrate; polysorbate-80; sucrose; and water for infusion.

**Keytruda comes in the following dosage forms:**

Solution for infusion 100 mg/4 mL vial

**Do not use Keytruda if:**

- you have had a severe allergic reaction to pembrolizumab or any other ingredients in Keytruda

**To help avoid side effects and ensure proper use, talk to your healthcare professional before you take Keytruda. Talk about any health conditions or problems you may have, including if you:**

- have an autoimmune disease (a condition where the body attacks its own cells), such as Crohn's disease, Ulcerative Colitis or Lupus;
- have pneumonia or inflammation of your lungs (called pneumonitis);
- were previously given ipilimumab, another medicine for treating melanoma, and experienced serious side effects because of that medicine;
- had an allergic reaction to other monoclonal antibody therapies;
- have or have had chronic viral infection of the liver, including hepatitis B (HBV) or hepatitis C (HCV);

- have human immunodeficiency virus (HIV) infection or acquired immune deficiency syndrome (AIDS);
- have liver damage or have had a liver transplant;
- have kidney damage or have had a kidney transplant;
- have had a solid organ transplant or a bone marrow (stem cell) transplant that used donor stem cells (allogeneic); or
- take other medicines that make your immune system weak. Examples of these may include steroids, such as prednisone.

#### **Other warnings you should know about:**

There are possible side effects of Keytruda treatment in people who have received a transplant.

- **Rejection of a transplanted organ.** People who have had an organ transplant may have an increased risk of organ transplant rejection. Your doctor should tell you what signs and symptoms you should report and monitor you, depending on the type of organ transplant that you have had.
- **Complications, including graft-versus-host-disease (GVHD) in people with bone marrow (stem cell) transplant that uses donor stem cells (allogeneic).** These complications can be severe and can lead to death. They may occur if you had this kind of transplant in the past or if you get it in the future. Your doctor will monitor you for the following signs and symptoms: skin rash; liver inflammation; abdominal pain; and diarrhea.

#### **Pregnancy**

- If you are pregnant, think you may be pregnant or are planning to have a baby, tell your doctor. Your healthcare provider should do a pregnancy test before you start treatment with Keytruda.
- Tell your healthcare provider right away if you become pregnant during treatment with Keytruda.
- Keytruda can cause harm or death to your unborn baby.
- You must use effective contraception while you are being treated with Keytruda and for at least 4 months after the last dose of Keytruda if you are a woman who could become pregnant.

#### **Breast-feeding**

- If you are breast-feeding, tell your doctor. You and your doctor should decide whether you will breast-feed or take Keytruda. You should not do both.
- Keytruda may pass into your breast milk. You should not breast-feed for at least 4 months after the last dose.
- **Females of Childbearing Potential:** Keytruda may cause fertility problems, which may affect the ability to have children. Talk to your healthcare provider if you have concerns about fertility.

#### **Driving and using machines**

If you experience side effects affecting your ability to concentrate or react, do not drive or use machines until you feel better.

**Tell your healthcare professional about all the medicines you take, including any drugs, vitamins, minerals, natural supplements or alternative medicines.**

#### **How you are given Keytruda:**

- Your doctor will give you Keytruda through an infusion into your vein (IV) for about 30 minutes.
- Most people get Keytruda every 3 weeks or every 6 weeks, depending on the dose you are given.
- Your doctor will decide how many treatments you need.

**Usual dose:**

The recommended dose is 200 mg or 400 mg in adults, depending on how often you are given a dose.

The recommended dose is 2 mg/kg (up to a maximum of 200 mg) in children treated for melanoma (12 years of age and older), classical Hodgkin lymphoma or primary mediastinal B-cell lymphoma.

**Overdose:**

If you think you, or a person you are caring for, have taken too much Keytruda, contact a healthcare professional, hospital emergency department, or regional poison control centre immediately, even if there are no symptoms.

**If you miss an appointment to get Keytruda:**

- Call your doctor right away to reschedule your appointment.
- It is very important that you do not miss a dose of this medicine.

**What are possible side effects from using Keytruda?**

When you get Keytruda, you can have some serious side effects. These side effects can sometimes become life-threatening and can lead to death. These side effects may happen anytime during treatment or even after your treatment has ended. You may experience more than one side effect at the same time. The following lists do not include all the possible side effects you may feel when taking Keytruda. If you experience any side effects not listed here, contact your healthcare professional.

**The following side effects have been reported in clinical trials when Keytruda is given alone:****Very common (may affect more than 1 in 10 people)**

- diarrhea, nausea;
- itching, rash;
- joint pain;
- feeling unusually tired or weak;
- low levels of thyroid hormone;
- high levels of thyroid hormone;
- fever;
- feeling less hungry;
- shortness of breath;
- patches of skin which have lost colour (vitiligo);
- increase in liver enzyme levels.

**Common (may affect more than 2 in 100 people and up to 1 in 10 people)**

- flu-like illness;
- dry mouth;
- dry eyes;
- headache;
- change in your sense of taste;
- cough;

- dehydration;
- feeling dizzy;
- excessive sweating;
- joint disorder;
- hair loss;
- lack of white blood cells;
- rapid heartbeat;
- cold sores;
- upper respiratory tract infection;
- stuffy nose;
- loss of appetite;
- stomach pain, constipation, vomiting, inflammation of the mucous membrane in the mouth;
- dry skin, redness of the skin, red raised skin rash; itchy patches of thick red skin with silvery scales (psoriasis); skin conditions resembling acne;
- back pain, muscle aches; pain in the upper and lower extremities;
- chills;
- swelling of the face, legs or arms;
- numbness, prickling, tingling or pain in the feet or hands;
- changes in test results:
  - decrease in the number of red blood cells
  - decrease in the number of white blood cells
  - decrease in hemoglobin
  - abnormal liver enzyme levels in the blood
  - decreased in bilirubin levels in the blood
  - decreased sodium levels in the blood
  - abnormal levels of thyroid stimulating hormone in the blood
  - increased level of sugar in the blood
  - decreased level of potassium in the blood
  - increased creatinine levels in the blood
  - weight loss
  - weight gain.

**The most common (may affect more than 1 in 10 children) side effects when Keytruda is given to children are:**

- fever;
- vomiting;
- headache;
- abdominal pain;
- decrease in number of red blood cells;
- cough;
- constipation;
- feeling tired;
- nausea;
- diarrhea;
- decreased appetite;
- abnormal liver enzyme levels in the blood;

- joint pain;
- feeling unusually tired or weak;
- back pain;
- pain in arms or legs;
- rash;
- decrease in white blood cell count.

**The following side effects have been reported in clinical trials when Keytruda is given in combination with chemotherapy.** Ask your doctor for more information regarding side effects of your chemotherapy.

**Very common (may affect more than 1 in 10 people)**

- decrease in red blood cell count;
- nausea;
- hair loss;
- decrease in neutrophils (a type of white blood cell);
- decrease in white blood cell count;
- fatigue;
- decrease in platelet count;
- swelling of the lining of the mouth, nose, eyes, throat, intestines, or vagina;
- vomiting;
- mouth sores;
- diarrhea;
- decreased appetite;
- increased liver enzyme levels in the blood;
- inflammation of the nerves causing numbness, weakness, tingling or burning pain of the arms and legs;
- constipation;
- weakness;
- rash;
- low levels of thyroid hormone;
- joint pain;
- eye tearing;
- weight loss;
- muscle pain;
- hiccups;
- increased creatinine levels in the blood;
- fever;
- change in your sense of taste;
- itching;
- decreased magnesium levels in the blood;
- high blood pressure;
- protein in urine;
- blisters or rash on the palms of your hands and soles of your feet.

**The following side effects of Keytruda have been reported in clinical trials when given with lenvatinib.** If you are taking Keytruda in combination with lenvatinib, then you should also read the Patient Medication Information for lenvatinib. It contains more information on the side-effects of lenvatinib.

**Very common (may affect more than 1 in 10 people)**

<ul style="list-style-type: none"> <li>• feeling tired or weak</li> <li>• high blood pressure</li> <li>• diarrhea</li> <li>• joint and muscle pain</li> <li>• decreased appetite</li> <li>• low or high levels of thyroid hormone</li> <li>• nausea</li> <li>• vomiting</li> <li>• mouth sores</li> <li>• weight loss</li> <li>• stomach-area (abdominal) pain</li> <li>• headache</li> <li>• constipation</li> <li>• urinary tract infection</li> <li>• bleeding</li> <li>• fever</li> <li>• swelling of legs or arms</li> <li>• upper respiratory tract infection</li> <li>• low magnesium level</li> <li>• blisters or rash on the palms of your hands and soles of your feet</li> <li>• shortness of breath</li> <li>• cough</li> </ul>	<ul style="list-style-type: none"> <li>• rash</li> <li>• protein in your urine</li> <li>• voice change</li> <li>• high level of amylase or lipase in your blood</li> <li>• itching</li> <li>• abnormal levels of thyroid stimulating hormone in the blood</li> <li>• change in your sense of taste</li> <li>• liver problems</li> <li>• kidney problems</li> <li>• indigestion</li> <li>• dry mouth</li> <li>• trouble sleeping</li> <li>• low level of platelets (cells that help blood clot)</li> <li>• anemia, a low number of red blood cells (that carry oxygen)</li> <li>• increase in liver enzyme levels</li> <li>• inflammation of the mucous membranes including in the mouth</li> </ul>
---	--

**The most common side effects when Keytruda is given in combination with axitinib are:**

- low or high levels of thyroid hormone;
- diarrhea;
- nausea;
- inflammation of the mucous membranes including in the mouth;
- feeling unusually tired or weak;
- fatigue;
- increase in liver enzyme levels;
- decreased appetite;
- joint pain;
- protein in urine;
- voice change;
- blisters or rash on the palms of your hands and soles of your feet;

- itching;
- rash;
- high blood pressure.

If you are being treated with Keytruda either alone or in combination with chemotherapy and have any of the following conditions, call or see your doctor right away. Your doctor may give you other medicines in order to prevent more severe complications and reduce your symptoms. Your doctor may withhold the next dose of Keytruda or stop your treatment with Keytruda.

Serious side effects and what to do about them		
Symptom / effect	Talk to your healthcare professional	
	Only if severe	In all cases
<b>COMMON</b>		
Inflammation of the lungs (pneumonitis) which can cause shortness of breath, chest pain, or coughing		√
Inflammation of the intestines (colitis) which can cause diarrhea or more bowel movements than usual, black, tarry, sticky stools or stools with blood or mucus, severe stomach pain or tenderness, nausea, vomiting		√
Inflammation of the pituitary or thyroid gland (hypophysitis, hypopituitarism, including secondary adrenal insufficiency; hyperthyroidism, hypothyroidism) which can cause rapid heartbeat, weight loss, increased sweating, weight gain, hair loss, feeling cold, constipation, voice getting deeper, muscle aches, dizziness or fainting, headaches that will not go away or unusual headache, feeling more hungry or thirsty, urinating more often than usual		√
Skin problems which can cause rash, itching; skin blistering, peeling, or sores; ulcers in mouth or in lining of nose, throat, or genital area		√
<b>UNCOMMON</b>		
Inflammation of the liver (hepatitis) which can cause nausea or vomiting, feeling less hungry, pain on the right side of stomach, yellowing of skin or whites of eyes, dark urine, bleeding or bruising more easily than normal		√
Inflammation of the kidneys (nephritis) which can cause changes in the amount or colour of your urine		√
Muscle problems, which can cause muscle pain or weakness, severe or persistent muscle or joint pains (myositis)		√
Muscle problems, which can cause weakness and rapid fatigue of muscles or weakness and tingling in arms and legs (myasthenia gravis or Guillain-Barré syndrome)		√
Low red blood cell count (anemia/hemolytic anemia)		√
Eye problems, which can cause changes in eyesight		√
Shortness of breath, irregular heartbeat, feeling tired, or		√

Serious side effects and what to do about them		
Symptom / effect	Talk to your healthcare professional	
	Only if severe	In all cases
chest pain (myocarditis)		
Blood sugar problems (type 1 diabetes mellitus) which can cause hunger or thirst, a need to urinate more often, or weight loss		√
Confusion, fever, memory problems, or seizures (encephalitis)		√
Swollen lymph nodes, rash or tender lumps on skin, cough, or eye pain (sarcoidosis)		√
Inflammation of the pancreas (pancreatitis), which can cause abdominal pain, nausea, and vomiting		√
Reactions related to the infusion such as shortness of breath, itching or rash, dizziness, or fever, wheezing, flushing, feeling like passing out		√
Pain, numbness, tingling, or weakness in the arms or legs; bladder or bowel problems including needing to urinate more frequently, urinary incontinence, difficulty urinating and constipation (myelitis)		√
Inflammation of blood vessels (vasculitis), symptoms include red skin lesions, numbness and weakness		√
Decreased function of the parathyroid gland, which may include muscle cramps or spasms, fatigue and weakness (hypoparathyroidism)		√
Inflammation of the stomach lining, which may include severe stomach pain or tenderness, nausea or vomiting (gastritis)		√
Pain in the upper right part of the stomach, swelling of the liver or spleen, fatigue, itching, or yellowing of the skin or the whites of eyes (sclerosing cholangitis)		√
<b>UNKNOWN</b>		
Insufficient production of new blood cells (aplastic anemia)		√

If you have a troublesome symptom or side effect that is not listed here or becomes bad enough to interfere with your daily activities, tell your healthcare professional.

### **Reporting Side Effects**

You can report any suspected side effects associated with the use of health products to Health Canada by:

- Visiting the Web page on Adverse Reaction Reporting (<https://www.canada.ca/en/health-canada/services/drugs-health-products/medeffect-canada.html>) for information on how to report online, by mail or by fax; or
- Calling toll-free at 1-866-234-2345.

*NOTE: Contact your health professional if you need information about how to manage your side effects. The Canada Vigilance Program does not provide medical advice.*

### **Storage:**

It is unlikely that you will be asked to store Keytruda yourself. It will be stored in the hospital or clinic where it is given to you.

Keep out of reach and sight of children.

Solution for Infusion: Store in a refrigerator (2°C to 8°C). Protect from light.

### **If you want more information about Keytruda:**

- Talk to your healthcare professional.
- Find the full product monograph that is prepared for healthcare professionals and includes this Patient Medication Information by visiting the Health Canada website: <https://www.canada.ca/en/health-canada/services/drugs-health-products/drug-products/drug-product-database.html>; the Merck Canada website [www.merck.ca](http://www.merck.ca) or by calling Merck Canada at 1-800-567-2594.

This leaflet was prepared by Merck Canada Inc.

Last Revised:

® Merck Sharp & Dohme LLC. Used under license.

\* All other trademarks are the property of their respective owner(s).

© 2015, 2024 Merck & Co., Inc., Rahway, NJ, USA and its affiliates. All rights reserved.