

PRODUCT MONOGRAPH  
INCLUDING PATIENT MEDICATION INFORMATION

**PrSTEQEYMA<sup>®</sup>**

ustekinumab injection

Solution for Subcutaneous Injection

45 mg/0.5 mL

90 mg/1.0 mL

**PrSTEQEYMA<sup>®</sup> I.V.**

ustekinumab for injection

Solution for Intravenous Infusion

130 mg/26 mL (5 mg/mL)

Selective Immunomodulating Agent

Celltrion, Inc.  
23 Academy-ro 51 beon-gil Yeonsu-gu, Incheon  
Republic of Korea  
22014

Date of Authorization:  
30 JUL 2024

Imported and distributed by  
Celltrion Healthcare Canada Limited.  
121 King Street West, Suite 1010, Toronto, Ontario M5H 3T9  
<https://celltrionhealthcare.ca/>  
Submission Control Number: 274939

**RECENT MAJOR LABEL CHANGES**

N/A	[YYYY-MM]
-----	-----------

**TABLE OF CONTENTS**

Sections or subsections that are not applicable at the time of authorization are not listed.

**RECENT MAJOR LABEL CHANGES ..... 2**

**TABLE OF CONTENTS ..... 2**

**PART I: HEALTH PROFESSIONAL INFORMATION..... 4**

**1 INDICATIONS..... 4**

    1.1 Pediatrics.....4

    1.2 Geriatrics .....5

**2 CONTRAINDICATIONS ..... 5**

**4 DOSAGE AND ADMINISTRATION ..... 5**

    4.1 Dosing Considerations .....5

    4.2 Recommended Dose and Dosage Adjustment .....5

    4.4 Administration.....7

    4.5 Missed Dose .....8

**5 OVERDOSAGE..... 8**

**6 DOSAGE FORMS, STRENGTHS, COMPOSITION AND PACKAGING ..... 8**

**7 WARNINGS AND PRECAUTIONS ..... 10**

    7.1 Special Populations .....13

        7.1.1 Pregnant Women .....13

        7.1.2 Breast-feeding.....13

        7.1.3 Pediatrics.....13

        7.1.4 Geriatrics.....13

**8 ADVERSE REACTIONS ..... 14**

    8.1 Adverse Reaction Overview.....14

    8.2 Clinical Trial Adverse Reactions .....14

    8.3 Less Common Clinical Trial Adverse Reactions .....20

    8.4 Abnormal Laboratory Findings: Hematologic, Clinical Chemistry and Other  
    Quantitative Data .....20

	8.5 Post-Market Adverse Reactions .....	21
<b>9</b>	<b>DRUG INTERACTIONS .....</b>	<b>21</b>
	9.2 Drug Interactions Overview .....	21
	9.3 Drug-Behavioural Interactions.....	21
	9.4 Drug-Drug Interactions .....	21
	9.5 Drug-Food Interactions .....	22
	9.6 Drug-Herb Interactions.....	22
	9.7 Drug-Laboratory Test Interactions .....	22
<b>10</b>	<b>CLINICAL PHARMACOLOGY .....</b>	<b>22</b>
	10.1 Mechanism of Action.....	22
	10.2 Pharmacodynamics .....	23
	10.3 Pharmacokinetics .....	23
<b>11</b>	<b>STORAGE, STABILITY AND DISPOSAL .....</b>	<b>26</b>
<b>12</b>	<b>SPECIAL HANDLING INSTRUCTIONS.....</b>	<b>26</b>
	<b>PART II: SCIENTIFIC INFORMATION .....</b>	<b>27</b>
<b>13</b>	<b>PHARMACEUTICAL INFORMATION.....</b>	<b>27</b>
<b>14</b>	<b>CLINICAL TRIALS .....</b>	<b>27</b>
	14.3 Clinical Trials - Reference Biologic Drug.....	27
<b>15</b>	<b>MICROBIOLOGY .....</b>	<b>53</b>
<b>16</b>	<b>NON-CLINICAL TOXICOLOGY .....</b>	<b>53</b>
<b>17</b>	<b>SUPPORTING PRODUCT MONOGRAPHS.....</b>	<b>56</b>
	<b>PATIENT MEDICATION INFORMATION.....</b>	<b>57</b>
	<b>PATIENT MEDICATION INFORMATION.....</b>	<b>69</b>

**Steqeyma®/Steqeyma® I.V. (ustekinumab) is a biosimilar to Stelara®/Stelara® I.V. (ustekinumab). A biosimilar is a biologic drug that was granted authorization based on a demonstration of similarity to a version previously authorized in Canada, known as the reference biologic drug.**

## **PART I: HEALTH PROFESSIONAL INFORMATION**

Ustekinumab administered subcutaneously will be referred to throughout the Product Monograph as Steqeyma.

Ustekinumab administered through intravenous infusion will be referred to throughout the Product Monograph as Steqeyma I.V.

### **1 INDICATIONS**

Indications have been granted on the basis of similarity between Steqeyma®/Steqeyma® I.V. and the reference biologic drug Stelara®.

Steqeyma®/Steqeyma® I.V. (ustekinumab) should be used only by physicians who have sufficient knowledge of plaque psoriasis, psoriatic arthritis, and/or Crohn's disease and who have fully familiarized themselves with the efficacy/safety profile of the drug.

#### **Plaque Psoriasis**

Steqeyma (ustekinumab) is indicated for:

- the treatment of chronic moderate to severe plaque psoriasis in adult patients who are candidates for phototherapy or systemic therapy

#### **Psoriatic Arthritis**

Steqeyma (ustekinumab) is indicated for the treatment of adult patients with active psoriatic arthritis. Steqeyma can be used alone or in combination with methotrexate (MTX).

#### **Crohn's Disease**

Steqeyma/Steqeyma I.V. (ustekinumab) is indicated for the treatment of adult patients with moderately to severely active Crohn's disease, who have had an inadequate response, loss of response to, or were intolerant to either immunomodulators or one or more tumour necrosis factor-alpha (TNF $\alpha$ ) antagonists, or have had an inadequate response, intolerance or demonstrated dependence on corticosteroids.

#### **1.1 Pediatrics**

**Pediatrics (< 18 years of age):** Health Canada has not authorized an indication for pediatric use.

## 1.2 Geriatrics

**Geriatrics (> 65 years of age):** No major age-related differences in clearance or volume of distribution were observed in clinical studies. Although no overall differences in safety and efficacy were observed between older and younger patients in clinical studies in approved indications, the number of patients aged 65 and over is not sufficient to determine whether they respond differently from younger patients (see [7.1.4 Geriatrics](#)).

## 2 CONTRAINDICATIONS

- Steqeyma/Steqeyma I.V. is contraindicated in patients who are hypersensitive to ustekinumab or to any ingredient in the formulation, including any non-medicinal ingredient, or component of the container (see [7 WARNINGS AND PRECAUTIONS, Sensitivity/Resistance, Hypersensitivity Reactions](#) and [6DOSAGE FORMS, STRENGTHS, COMPOSITION AND PACKAGING](#)).
- Steqeyma/Steqeyma I.V. is contraindicated in patients with severe infections such as sepsis, tuberculosis and opportunistic infections (see [7 WARNINGS AND PRECAUTIONS, General, Infections](#)).

## 4 DOSAGE AND ADMINISTRATION

### 4.1 Dosing Considerations

Steqeyma/Steqeyma I.V. (ustekinumab) is intended for use under the guidance and supervision of a physician.

### 4.2 Recommended Dose and Dosage Adjustment

#### Plaque Psoriasis

For the treatment of plaque psoriasis, Steqeyma is administered by subcutaneous injection.

#### Adults

The recommended dose of Steqeyma is 45 mg administered at Weeks 0 and 4, then every 12 weeks thereafter. Alternatively, 90 mg may be used in patients with a body weight greater than 100 kg. In patients weighing >100 kg, both 45 mg and 90 mg were shown to be efficacious. However, 90 mg was efficacious in a higher percentage of these patients than the 45 mg dose.

For patients who inadequately respond to dosing every 12 weeks, consideration may be given to treating as often as every 8 weeks.

Consideration should be given to discontinuing treatment in patients who have shown no response up to 12 weeks of treatment.

Re-treatment with a dosing regimen of Weeks 0 and 4 followed by 12-week dosing after interruption of therapy has been shown to be safe and effective (see [14.3 Clinical Trials - Reference Biologic Drug, Plaque Psoriasis – Adults, Efficacy of retreatment](#)).

#### Psoriatic Arthritis – Adults

For the treatment of psoriatic arthritis, Steqeyma is administered by subcutaneous injection. The recommended dose of Steqeyma is 45 mg administered at Weeks 0 and 4, then every 12 weeks thereafter. Alternatively, 90 mg may be used in patients with a body weight greater than 100 kg.

### **Crohn's Disease – Adults**

#### Intravenous induction dosing

In patients with Crohn's disease, the recommended induction treatment regimen is a single intravenous (IV) tiered dose of Steqeyma I.V. based on body weight (Table 1) (see [4.4 Administration, Intravenous Infusion \(Crohn's Disease\)](#)).

**Table 1: Initial dosing of Steqeyma I.V.**

<b>Body Weight of Patient at the time of dosing</b>	<b>Dose <sup>a</sup></b>	<b>Number of 130 mg Steqeyma I.V. vials</b>
≤ 55 kg	260 mg	2
> 55 kg to ≤ 85 kg	390 mg	3
> 85 kg	520 mg	4

<sup>a</sup> Recommended dose (approximately 6 mg/kg)

#### Subcutaneous maintenance dosing

The recommended maintenance dose of Steqeyma is 90 mg administered subcutaneously. The first subcutaneous dose should be given at week 8 following the intravenous induction dose. Subsequent doses should be given every 8 weeks thereafter.

In some patients, (e.g., those with low inflammatory burden) a single dose of Steqeyma I.V. followed by 90 mg subcutaneous dosing 8 weeks later, then every 12 weeks thereafter may be considered at the discretion of the treating physician. Patients should have their dose frequency adjusted to every 8 weeks if inadequate response occurs. Consideration should be given to discontinuing treatment in patients who show no evidence of therapeutic benefit 16 weeks after the IV induction dose (see [14 CLINICAL TRIALS](#)).

Immunomodulators and/or corticosteroids may be continued during treatment with Steqeyma/Steqeyma I.V. In patients who have responded to treatment with Steqeyma/Steqeyma I.V. corticosteroids may be reduced or discontinued in accordance with standard of care.

If therapy is interrupted, resumption of treatment with subcutaneous dosing every 8 weeks is safe and effective.

### **Special Populations**

#### Renal Insufficiency

Specific studies have not been conducted in patients with hepatic renal insufficiency.

## Hepatic Insufficiency

Specific studies have not been conducted in patients with hepatic insufficiency.

## 4.4 Administration

### Subcutaneous Administration

Steqeyma is supplied as 45 mg and 90 mg pre-filled syringes. . A patient may self-inject with Steqeyma if a physician determines that it is appropriate after proper training in subcutaneous injection technique and disposal (see [PATIENT MEDICATION INFORMATION, How to take Steqeyma:](#)).

Prior to subcutaneous administration, visually inspect the solution for particulate matter and discoloration. The product is colourless to pale yellow and may contain a few small translucent or white particles of protein. This appearance is not unusual for proteinaceous solutions. The product should not be used if solution is discoloured or cloudy, or if other particulate matter is present. Steqeyma does not contain preservatives; therefore, any unused product remaining in the vial or syringe should not be used.

Patients should be instructed to inject the prescribed amount of Steqeyma according to the directions provided in the [PATIENT MEDICATION INFORMATION](#) Section.

### Intravenous Infusion (Crohn's Disease)

Steqeyma I.V. is supplied in a 130 mg vial. The solution is clear to slightly opalescent, colourless to pale yellow with a pH of approximately 5.7. Intravenous infusion of Steqeyma I.V. should be administered by qualified health care professionals.

#### Instructions for dilution of Steqeyma I.V. (130 mg vial) Crohn's disease

Steqeyma I.V. must be diluted and prepared for IV infusion by a health professional using aseptic technique.

1. Calculate the dose and the number of Steqeyma I.V. vials needed based on patient's body weight (see Table 1). Each 26 ml vial of Steqeyma I.V. contains 130 mg of ustekinumab.
2. Withdraw, and then discard a volume of the 0.9% w/v sodium chloride solution from the 250 ml infusion bag equal to the volume of Steqeyma I.V. to be added. (26 mL for each vial of Steqeyma I.V. needed, for 2 vials - discard 52 mL, for 3 vials - discard 78 mL, for 4 vials - discard 104 mL). Alternatively, a 250 mL infusion bag containing 0.45% w/v sodium chloride solution may be used.
3. Withdraw 26 mL of Steqeyma I.V. from each vial needed and add it to the 250 ml infusion bag. The final volume in the infusion bag should be 250 ml. Gently mix.
4. Visually inspect the diluted solution before administration. Do not use if visibly opaque particles, discoloration or foreign particles are observed.
5. Infuse the diluted solution over a period of at least one hour. Once diluted, the infusion should be completed within 8 hours of the dilution in the infusion bag at room temperature.

6. Use only an infusion set with an in-line, sterile, non-pyrogenic, low protein-binding filter (pore size 0.2 micrometer).
7. Do not infuse Steqeyma I.V. concomitantly in the same intravenous line with other agents.
8. Steqeyma I.V. does not contain preservatives. Each vial is for single use only and any unused medicinal product should be disposed of in accordance with local requirements.

If necessary, the diluted infusion solution may be stored for up to 48 hours refrigerated at 2-8°C or for up to 8 hours at room temperature (up to 25°C). The infusion should be completed within 8 hours of the dilution infusion bag at room temperature. Do not freeze. Discard any unused portion of the infusion solution.

#### 4.5 Missed Dose

Patients who miss their scheduled dose of Steqeyma/Steqeyma I.V., should be advised to contact their health professional for guidance.

## 5 OVERDOSAGE

Single doses up to 6 mg/kg intravenously have been administered in clinical studies without dose limiting toxicity. In case of overdose, it is recommended that the patient be monitored for any signs or symptoms of adverse reactions or effects and appropriate symptomatic treatment be instituted immediately.

For management of a suspected drug overdose, contact your regional poison control centre.

## 6 DOSAGE FORMS, STRENGTHS, COMPOSITION AND PACKAGING

To help ensure the traceability of biologic products, including biosimilars, health professionals should recognise the importance of recording both the brand name and the non-proprietary (active ingredient) name as well as other product-specific identifiers such as the Drug Identification Number (DIN) and the batch/lot number of the product supplied.

**Table 2: Dosage Forms, Strengths, Composition and Packaging**

Route of Administration	Dosage Form / Strength/Composition	Non-medicinal Ingredients
Subcutaneous Injection	Sterile solution in single-use pre-filled syringe: 45 mg / 0.5 mL, 90 mg / 1.0 mL	L-histidine, L-histidine monohydrochloride monohydrate, polysorbate 80, sucrose, and water for injection.
Intravenous Infusion	Sterile solution in single-use vial 130 mg / 26 mL (5 mg/mL)	EDTA disodium salt dihydrate, L-histidine and L-histidine monohydrochloride



		monohydrate, L-methionine, polysorbate 80, sucrose, and water for injection
--	--	---

Steqeyma/Steqeyma I.V. (ustekinumab) is supplied in the following presentations:

**Steqeyma**

**Pre-filled Syringe:**

- 45 mg / 0.5 mL
- 90 mg / 1.0 mL

**Steqeyma I.V.**

**Single-use Vial:**

- 130 mg / 26 mL

**Steqeyma: 45 mg Pre-filled Syringe or 90 mg Pre-filled Syringe**

Steqeyma is supplied as a single-use, sterile solution for subcutaneous injection in a Type 1 glass syringe with a fixed 27G, half-inch needle and needle cover. The syringe is fitted with a needle guard. The syringe and its components are not made with natural rubber latex.

The solution is clear to slightly opalescent, colourless to pale yellow with a pH of approximately 5.7. Each mL of Steqeyma contains 90 mg of ustekinumab. Steqeyma does not contain preservatives.

There are two strengths of Steqeyma available: 45 mg of ustekinumab in 0.5 mL and 90 mg of ustekinumab in 1.0 mL.

Steqeyma is available in single unit packaging presentations.

**Steqeyma I.V.: 130 mg Vial**

Steqeyma I.V., 130 mg vial, is supplied as a sterile solution for intravenous infusion in a single-use (Type 1) glass vial. The vial and its components are not made with natural rubber latex.

The solution is clear to slightly opalescent, colourless to pale yellow with a pH of approximately 5.7. Each mL of Steqeyma I.V. contains 5.0 mg of ustekinumab. Steqeyma I.V. does not contain preservatives.

Steqeyma I.V. is available in one strength, 130 mg in 26 mL, and packaged as 1 single use vial.

**Description**

Ustekinumab is a fully human IgG1κ monoclonal antibody with an approximate molecular weight of 145,390 Daltons. Ustekinumab is produced by a recombinant cell line cultured by continuous perfusion and is purified by a series of steps that includes measures to inactivate and remove viruses.

## 7 WARNINGS AND PRECAUTIONS

### General

#### *Infections*

Ustekinumab is a selective immunomodulator and may have the potential to increase the risk of infections and reactivate latent infections.

Ustekinumab should not be given to patients with any clinically important active infection. If a patient develops a serious infection they should be closely monitored and ustekinumab should not be administered until the infection resolves or is adequately treated. Caution should be exercised when considering the use of ustekinumab in patients with a chronic infection or a history of recurrent infection. Patients should be instructed to seek medical advice if signs or symptoms suggestive of an infection occur.

Prior to initiating treatment with ustekinumab, patients should be evaluated for tuberculosis infection. ustekinumab should not be given to patients with active tuberculosis. Treatment of latent tuberculosis infection should be initiated prior to administering ustekinumab. Anti-tuberculosis therapy should also be considered prior to initiation of ustekinumab in patients with a past history of latent or active tuberculosis in whom an adequate course of treatment cannot be confirmed. In clinical studies, patients with latent tuberculosis who were concurrently treated with isoniazid did not develop tuberculosis. Patients receiving ustekinumab should be monitored closely for signs and symptoms of active tuberculosis during and after treatment.

In clinical studies, serious bacterial, fungal, and viral infections were observed in subjects receiving ustekinumab. Serious infections requiring hospitalization occurred in the psoriasis, psoriatic arthritis and Crohn's disease development programs. In the psoriasis and psoriatic arthritis programs serious infections included diverticulitis, cellulitis, pneumonia, appendicitis, cholecystitis and sepsis. In the Crohn's disease program, serious infections included anal abscess, gastroenteritis, pneumonia and sepsis. Other clinically important infections included listeria meningitis and ophthalmic herpes which were reported in one patient each (see [8 ADVERSE REACTIONS](#)).

### **Carcinogenesis and Mutagenesis**

#### *Malignancies*

Ustekinumab is a selective immunomodulator. Immunomodulating agents have the potential to increase the risk of malignancy. Some patients who received ustekinumab in clinical studies developed malignancies (see [8.2 Clinical Trial Adverse Reactions, Malignancies](#)).

Ustekinumab has not been studied in patients with a history of malignancy. Caution should be exercised when considering the use of ustekinumab in patients with a history of malignancy or when considering continuing treatment in patients who develop a malignancy.

All patients, in particular those greater than 60 years of age, those with a medical history of prolonged immunosuppressant therapy or those with a history of PUVA treatment, should be monitored for the appearance of skin cancer (see [8 ADVERSE REACTIONS](#)).

## **Hepatic/Biliary/Pancreatic**

Specific studies have not been conducted in patients with hepatic insufficiency.

## **Immune**

### ***Concomitant immunosuppressive therapy***

In the Phase 3 psoriasis studies, the safety and efficacy of ustekinumab in combination with immunosuppressive agents or phototherapy have not been evaluated. In the Phase 3 psoriatic arthritis studies, concomitant methotrexate did not appear to influence the safety of ustekinumab. In Crohn's disease studies, concomitant use of immunomodulators (6-mercaptopurine (6-MP), azathioprine (AZA), MTX) or corticosteroids did not appear to influence the overall safety of ustekinumab. Caution should be exercised when considering concomitant use of immunosuppressive agents and ustekinumab or when transitioning from other biologic agents (see [9.4 Drug-Drug Interactions, Immunosuppressants](#)).

### ***Immunization***

It is recommended that live viral or bacterial vaccines not be given concurrently with ustekinumab. No data are available on the secondary transmission of infection by live vaccines in patients receiving ustekinumab. Caution is advised when administering some live vaccines to household contacts of patients receiving ustekinumab because of the potential risk for shedding from the household contact and transmission to the patient. Patients receiving ustekinumab may receive concurrent inactivated or non-live vaccinations (see [9.4 Drug-Drug Interactions, Live Vaccines](#)).

Prior to initiating therapy with ustekinumab, patients should receive all immunizations appropriate for age as recommended by current immunization guidelines. Long term treatment with ustekinumab does not appear to suppress the immune response to pneumococcal polysaccharide or tetanus vaccines polysaccharide or tetanus vaccines. During the long-term extension of a Phase 3 psoriasis study (PHOENIX 2), patients treated with ustekinumab for at least 3.5 years mounted similar antibody responses to both pneumococcal polysaccharide and tetanus vaccines as a non-systemically treated psoriasis control group. Similar proportions of patients developed protective levels of anti-pneumococcal and anti-tetanus antibodies and antibody titers were similar among ustekinumab-treated and control patients. However, non-live vaccinations received during a course of ustekinumab may not elicit an immune response sufficient to prevent disease.

### ***Immunotherapy***

Ustekinumab has not been evaluated in patients who have undergone allergy immunotherapy. Ustekinumab may affect allergy immunotherapy. Caution should be exercised in patients receiving or who have received allergy immunotherapy particularly for anaphylaxis.

### ***Infant exposure in utero***

For infants exposed in utero to ustekinumab, a six month waiting period following birth is recommended before the administration of live vaccines. Administration of a live vaccine prior to 6 months of age may be considered if ustekinumab serum levels are undetectable in the infant, or the benefit of the vaccination clearly outweighs the risk of administration of live vaccines to the infant (see [7 WARNINGS](#)

[AND PRECAUTIONS, Immune, Immunization](#)).

## Neurologic

### ***Reversible Posterior Leukoencephalopathy Syndrome***

One case of reversible posterior leukoencephalopathy syndrome (RPLS) was observed during the clinical development programs which included 6709 ustekinumab-treated subjects. The subject, who had received 12 doses of ustekinumab over approximately two and a half years, presented with headache, seizures and confusion in the setting of alcohol abuse. No additional ustekinumab injections were administered and the subject fully recovered with appropriate treatment.

RPLS is a neurological disorder, which is not caused by demyelination or a known infectious agent. RPLS can present with headache, seizures, confusion and visual disturbances. Conditions with which it has been associated include preeclampsia, acute hypertension, cytotoxic agents, immunosuppressive therapy and alcohol abuse. Fatal outcomes have been reported.

If RPLS is suspected, administer appropriate treatment and discontinue ustekinumab.

## Renal

Specific studies have not been conducted in patients with renal insufficiency.

## Reproductive Health: Female and Male Potential

Women of Childbearing Potential: Women of childbearing potential initiating treatment with ustekinumab should use effective methods of contraception and should receive preconception counselling before planning a pregnancy in accordance with disease specific clinical guidelines. Ustekinumab remains in the circulation for approximately 15 weeks after treatment. In clinical trials, women of childbearing potential were required to use effective methods of contraception during treatment and for at least 15 weeks after treatment (see [7.1.1 Pregnant Women](#)).

## Sensitivity/Resistance

### ***Hypersensitivity Reactions***

#### Systemic

In post-marketing experience, serious allergic reactions, including anaphylaxis and angioedema, have been reported. If an anaphylactic or other serious allergic reaction occurs, institute appropriate therapy and discontinue administration of ustekinumab (see [8 ADVERSE REACTIONS](#)).

#### Respiratory

Cases of allergic alveolitis and eosinophilic pneumonia have been reported during post-approval use of ustekinumab. Clinical presentations included cough, dyspnoea, and interstitial infiltrates following one to three doses. Serious outcomes have included respiratory failure and prolonged hospitalisation. Improvement has been reported after discontinuation of ustekinumab and also, in some cases,

administration of corticosteroids. If infection has been excluded and diagnosis is confirmed, discontinue ustekinumab and institute appropriate treatment.

## 7.1 Special Populations

### 7.1.1 Pregnant Women

There is no evidence from animal studies of teratogenicity, birth defects or developmental delays at dose levels up to approximately 45-fold higher than the highest equivalent dose intended to be administered to patients with psoriasis and psoriatic arthritis (see [16 NON-CLINICAL TOXICOLOGY, Reproductive and Developmental Toxicology](#)). However, animal reproductive and developmental studies are not always predictive of human response.

It is not known whether ustekinumab can cause fetal harm when administered to a pregnant woman or whether it can affect reproductive capacity. While it is known that human IgG antibodies, like ustekinumab, cross the placenta, no adequate and well-controlled studies have been conducted to evaluate if ustekinumab can cross the human placenta in pregnant women. In developmental toxicity studies in monkeys, ustekinumab was detected in fetal serum following repeated dosing of pregnant monkeys during the period of organogenesis. Although ustekinumab crossed the monkey placenta there was no evidence of teratogenicity in these studies. The decision to continue ustekinumab during pregnancy should be carefully evaluated taking into consideration clinical practice guidelines to ensure the safety of the pregnant woman and the fetus. Ustekinumab should be given to a pregnant woman only if the benefit clearly outweighs the risk.

### 7.1.2 Breast-feeding

Limited data from published literature suggests that ustekinumab is excreted in human breast milk in small amounts and it is not known if ustekinumab is absorbed systemically after ingestion. Because of the potential for adverse reactions in nursing infants from ustekinumab, a decision should be made whether to discontinue nursing or to discontinue the drug.

### 7.1.3 Pediatrics

**Pediatrics (< 18 years of age):** Health Canada has not authorized an indication for pediatric use.

### 7.1.4 Geriatrics

**Geriatrics (> 65 years of age):** Of the 6709 patients exposed to ustekinumab in clinical trials, a total of 353 were 65 years or older (183 patients with psoriasis, 69 patients with psoriatic arthritis and 58 patients with Crohn's disease). No major age-related differences in clearance or volume of distribution were observed in clinical studies.

Although no overall differences in safety and efficacy were observed between older and younger patients in clinical studies in approved indications, the number of patients aged 65 and over is not

sufficient to determine whether they respond differently from younger patients.

Patients over 60 years of age should be closely monitored for skin cancer (see [7 WARNINGS AND PRECAUTIONS, Carcinogenesis and Mutagenesis](#)).

## 8 ADVERSE REACTIONS

The adverse drug reaction profiles reported in clinical studies that compared ustekinumab to the reference biologic drug were comparable. The description of adverse reactions in this section is based on clinical experience with the reference biologic drug.

### 8.1 Adverse Reaction Overview

The most common adverse reactions (> 5%) in controlled periods of the clinical studies with ustekinumab among all indications were nasopharyngitis, and headache. Most were considered to be mild and did not necessitate drug discontinuation. The overall safety profile of ustekinumab was similar for patients among all indications. Serious infections and malignancies were also reported in clinical studies (see [8.2 Clinical Trial Adverse Reactions, Infections and Malignancies](#)).

### 8.2 Clinical Trial Adverse Reactions

Clinical trials are conducted under very specific conditions. The adverse reaction rates observed in the clinical trials; therefore, may not reflect the rates observed in practice and should not be compared to the rates in the clinical trials of another drug. Adverse reaction information from clinical trials may be useful in identifying and approximating rates of adverse drug reactions in real-world use.

#### Adults

The safety data described below reflect exposure to ustekinumab in 14 Phase 2 and Phase 3 studies in 6709 patients (4135 with psoriasis and/or psoriatic arthritis and 1749 with Crohn's disease) including 4577 exposed for at least 6 months, 3253 exposed for at least 1 year, 1482 exposed for at least 4 years and 838 for at least 5 years.

#### Psoriasis and Psoriatic Arthritis

The safety data described below reflect exposure to ustekinumab in 7 phase 2 and phase 3 studies in 4135 adult patients with psoriasis and/or psoriatic arthritis, including 3256 exposed for at least 6 months, 1482 exposed for at least 4 years and 838 for at least 5 years.

Table 3 summarizes the adverse reactions that occurred at a rate of at least 1% in the ustekinumab group during the placebo-controlled period of the Phase 3 studies (PHOENIX 1, PHOENIX 2, PSUMMIT 1 and PSUMMIT 2).

**Table 3: Adverse reactions reported by > 1% of patients during the placebo controlled period of PHOENIX 1 and 2 and PSUMMIT 1 and 2\***

System Organ Class	Placebo	ustekinumab
--------------------	---------	-------------

Preferred Term		45 mg	90 mg
Patients treated	974	972	974
<b>General disorders and administration site conditions</b>			
Fatigue	16 (1.6%)	24 (2.5%)	24 (2.5%)
Injection site erythema	6 (0.6%)	8 (0.8%)	16 (1.6%)
<b>Infections and infestations</b>			
Nasopharyngitis	64 (6.6%)	72 (7.4%)	70 (7.2%)
Upper respiratory tract infection	44 (4.5%)	46 (4.7%)	40 (4.1%)
Dental Infection	2 (0.2%)	9 (0.9%)	10 (1.0%)
<b>Musculoskeletal and connective tissue disorders</b>			
Arthralgia	23 (2.4%)	30 (3.1%)	26 (2.7%)
Back pain	9 (0.9%)	12 (1.2%)	19 (2.0%)
Myalgia	5 (0.5%)	8 (0.8%)	11 (1.1%)
<b>Nervous system disorders</b>			
Headache	29 (3.0%)	48 (4.9%)	41 (4.2%)
Dizziness	9 (0.9%)	11 (1.1%)	13 (1.3%)
<b>Respiratory, thoracic and mediastinal disorders</b>			
Oropharyngeal pain	9 (0.9%)	16 (1.6%)	15 (1.5%)
<b>Gastrointestinal disorders</b>			
Diarrhea	15 (1.5%)	22 (2.3%)	18 (1.8%)
Nausea	10 (1.0%)	18 (1.9%)	15 (1.5%)
<b>Skin and subcutaneous tissue disorders</b>			
Pruritus	9 (0.9%)	14 (1.4%)	12 (1.2%)

\*Placebo controlled periods are through Week 12 in PHOENIX 1 AND 2 and through Week 16 in PSUMMIT 1 and 2.

Table 4 present the rates at which the ustekinumab ADRs occurred in treatment groups in the ACCEPT trial.

**Table 4: Adverse drug reactions reported by ≥ 1% of patients through Week 12 in ACCEPT**

System Organ Class Preferred Term	ENBREL® (etanercept)	ustekinumab	
		45 mg	90 mg
Patients treated	347	209	347
<b>General disorders and administration site conditions</b>			

Injection site erythema	51 (14.7%)	2 (1.0%)	2 (0.6%)
Fatigue	13 (3.7%)	8 (3.8%)	19 (5.5%)
<b>Infections and infestations</b>			
Nasopharyngitis	29 (8.4%)	21 (10.0%)	34 (9.8%)
Upper respiratory tract infection	20 (5.8%)	13 (6.2%)	22 (6.3%)
<b>Musculoskeletal and connective tissue disorders</b>			
Arthralgia	9 (2.6%)	11 (5.3%)	10 (2.9%)
Back pain	7 (2.0%)	14 (6.7%)	15 (4.3%)
Myalgia	7 (2.0%)	3 (1.4%)	7 (2.0%)
<b>Nervous system disorders</b>			
Headache	38 (11.0%)	31 (14.8%)	41 (11.8%)
Dizziness	8 (2.3%)	3 (1.4%)	6 (1.7%)
<b>Respiratory, thoracic and mediastinal disorders</b>			
Oropharyngeal pain	14 (4.0%)	5 (2.4%)	14 (4.0%)
<b>Gastrointestinal disorders</b>			
Diarrhea	9 (2.6%)	8 (3.8%)	9 (2.6%)
Nausea	8 (2.3%)	8 (3.8%)	10 (2.9%)
<b>Skin and subcutaneous tissue disorders</b>			
Pruritus	14 (4.0%)	12 (5.7%)	16 (4.6%)

### **Crohn's Disease**

In the three Phase 3 studies and two Phase 2 studies, 1749 subjects with Crohn's disease were exposed to ustekinumab, with 849 exposed for 6 months and 464 exposed for at least 1 year with a total 1106 subject-years of follow-up.

The safety of ustekinumab was assessed in three Phase 3 randomized, double-blind, placebo-controlled studies. Two 8-week IV induction studies (UNITI-1 and UNITI-2) were followed by a 44-week subcutaneous randomized withdrawal maintenance study (IM-UNITI) representing 52 weeks of therapy. The overall safety profile of ustekinumab was consistent with the safety profile seen in the psoriasis and psoriatic arthritis clinical studies with the exception of new adverse drug reactions of acne, asthenia, vomiting and vulvovaginal mycotic infections.

The safety profile remained generally consistent throughout the Week 272 safety analysis.

**Table 5: Adverse drug reactions reported by  $\geq 1\%$  of ustekinumab treated patients UNITI-1 and UNITI-2 Induction Studies through Week 8**

<b>Patients Treated</b>	<b>Placebo (n=466)</b>	<b>Ustekinumab I.V. ~6mg/kg<sup>‡</sup></b>



		(n=470)
<b>Treatment Emergent Adverse Events (SOC/preferred term)</b>		
<b>Gastrointestinal disorders</b>		
Nausea	22 (4.7%)	25 (5.3%)
Vomiting	12 (2.6%)	20 (4.3%)
<b>General disorders and administration site conditions</b>		
Asthenia	2 (0.4%)	7 (1.5%)
<b>Infections and infestations</b>		
Nasopharyngitis	23 (4.9%)	25 (5.3%)
<b>Musculoskeletal and connective tissue disorders</b>		
Arthralgia	22 (4.7%)	24 (5.1%)
Back Pain	9 (1.9%)	10 (2.1%)
<b>Skin and subcutaneous tissue disorders</b>		
Pruritus	2 (0.4%)	7 (1.5%)
Acne	2 (0.4%)	5 (1.1%)

# ≥ 1% and more frequently with ustekinumab than placebo

‡ tiered weight-based dose approximating 6 mg/kg (see 4 DOSAGE AND ADMINISTRATION, Table 2)

**Table 6: Adverse drug reactions reported by ≥ 1%‡ of patients in any ustekinumab-treated groups IM-UNITI study through Week 0 to Week 44 of maintenance**

Patients Treated	Placebo (n=133)	Ustekinumab 90 mg	
		Q12w (n=132)	Q8w (n=131)
<b>Treatment Emergent Adverse Events (SOC/preferred term)</b>			
<b>Gastrointestinal system disorders</b>			
Diarrhea	7 (5.3%)	11 (8.3%)	5 (3.8%)
Nausea	9 (6.8%)	10 (7.6%)	4 (3.1%)
<b>General disorders and administration site conditions</b>			
Fatigue	6 (4.5%)	8 (6.1%)	6 (4.6%)
Injection site erythema	0	1 (0.8%)	7 (5.3%)
Injection site pain	1 (0.8%)	2 (1.5%)	0
<b>Infections and Infestations</b>			
Nasopharyngitis	10 (7.5%)	17 (12.9%)	14 (10.7%)
Vulvovaginal mycotic infection (including candidiasis)	1 (0.8%)	1 (0.8%)	6 (4.6%)

<b>Musculoskeletal and connective tissue disorder</b>			
Arthralgia	19 (14.3%)	22 (16.7%)	18 (13.7%)
Back pain	6 (4.5%)	5 (3.8%)	6 (4.6%)
Myalgia	1 (0.8%)	5 (3.8%)	1 (0.8%)
<b>Nervous system disorder</b>			
Headache	15 (11.3%)	15 (11.4%)	16 (12.2%)
<b>Psychiatric disorders</b>			
Depression	2 (1.5%)	3 (2.3%)	2 (1.5%)
<b>Skin and subcutaneous tissue disorder</b>			
Pruritus	3 (2.3%)	2 (1.5%)	5 (3.8%)
Acne	1 (0.8%)	1 (0.8%)	2 (1.5%)

‡ ≥ 1% and more frequently with either Ustekinumab 90 mg q12w or Ustekinumab 90 mg q8w than placebo

### **Infections:**

In placebo-controlled studies of patients with psoriasis, psoriatic arthritis, and Crohn's disease, the rates of infection or serious infection were similar between ustekinumab-treated patients and those treated with placebo. In the placebo-controlled period of these clinical studies, the rate of infection was 1.36 per patient-year of follow-up in ustekinumab-treated patients, and 1.34 per patient-year of follow-up in placebo-treated patients. Serious infections occurred at a rate of 0.03 per patient-year of follow-up in ustekinumab-treated patients (30 serious infections in 930 patient-years of follow-up) and 0.03 per patient-year of follow-up in placebo-treated patients (15 serious infections in 434 patient-years of follow-up) (see [7 WARNINGS AND PRECAUTIONS](#)).

In the controlled and non-controlled portions of placebo-controlled psoriasis, psoriatic arthritis, and Crohn's disease clinical studies representing 11,581 patient-years of exposure in 6,709 patients, the median follow-up was 1.0 years; 1.1 years for psoriatic disease studies, and 0.6 year for Crohn's disease studies. The rate of infection was 0.91 per patient-year of follow-up in ustekinumab-treated patients. The rate of serious infections was 0.02 per patient-year of follow-up in ustekinumab-treated patients (199 serious infections in 11581 patient-years of follow-up) and included pneumonia, anal abscess, sepsis, cellulitis, diverticulitis, gastroenteritis and viral infections.

### **Malignancies:**

In the placebo-controlled period of the psoriasis, psoriatic arthritis, and Crohn's disease clinical studies, the incidence of non-melanoma skin cancer was 0.43 per 100 patient-years of follow-up for ustekinumab-treated patients (4 patients in 929 patient-years of follow-up) compared with 0.46 per 100 patient-years of follow-up for placebo-treated patients (2 patient in 433 patient-years of follow-up) during the placebo-controlled periods. In a Phase 3 clinical trial (ACCEPT) comparing ustekinumab and etanercept for the treatment of moderate to severe plaque psoriasis, 209 patients received ustekinumab 45 mg, 347 patients received ustekinumab 90 mg, and 347 patients received etanercept.

Through Week 12, three (0.5%) subjects in the ustekinumab groups had a non-melanoma skin cancer detected in areas of psoriasis that had cleared with treatment. No skin cancers were observed in the etanercept group but due to the short treatment period, the possible pre-existing malignancies and the differences in efficacy (see [14 CLINICAL TRIALS](#)), the clinical relevance has not been established.

The incidence of malignancies excluding non-melanoma skin cancer was 0.11 per 100 patient-years of follow-up for ustekinumab-treated patients (1 patient in 929 patient-years of follow-up) compared with 0.23 per 100 patient-years of follow-up for placebo-treated patients (1 patient in 434 patient-years of follow-up) during the placebo-controlled periods. In the ACCEPT trial, through Week 12, one subject (0.2%) with a familial history of breast cancer was diagnosed with breast cancer versus no malignancies in the etanercept group.

In the controlled and non-controlled periods of psoriasis, psoriatic arthritis, and Crohn's disease clinical studies representing 11,561 patient-years of exposure in 6709 patients, the median follow-up was 1.0 years; 1.1 years for psoriatic disease studies, and 0.6 year for Crohn's disease studies. Malignancies excluding non-melanoma skin cancers were reported in 62 patients in 11561 patient-years of follow-up. This represents an incidence of 0.54 per 100 patients-years of follow-up for ustekinumab-treated patients. This rate of malignancies reported in ustekinumab-treated patients was comparable to the rate expected in the general population (standardized incidence ratio = 0.93 [95% confidence interval: 0.71,1.20]). The most frequently observed malignancies, other than non-melanoma skin cancer, were prostate (16), colorectal (7), melanoma (6), and breast (5).

The incidence of non-melanoma skin cancer was 0.49 per 100 patient-years of follow-up for ustekinumab-treated patients (56 patients in 11545 patient-years of follow-up). The ratio of patients with basal versus squamous cell skin cancers (3:1) is comparable with the ratio expected in the general population.

Among 1569 patients exposed to Ustekinumab for at least 3 years, 0.9% (n= 14) of patients reported NMSC and 1.4% (n=22) of patients reported malignancies excluding NMSC. This represents an incidence of 0.18 and 0.29 per 100 patient-years of follow-up for NMSC and malignancies excluding NMSC, respectively.

### **Hypersensitivity and Infusion Reactions:**

#### **Subcutaneous Administration**

During the controlled periods of the psoriasis and psoriatic arthritis clinical studies of ustekinumab, rash and urticaria have each been observed in < 1% of patients.

In the maintenance Crohn's disease study, 1.7% of patients reported a placebo injection-site reaction and 3.0% reported a ustekinumab injection-site reaction.

#### **Intravenous Administration**

In Crohn's disease induction studies, no events of anaphylaxis or other serious infusion reactions were reported. In these studies, 2.2% of 785 placebo treated patients and 1.9% of 790 patients treated with the recommended dose of ustekinumab I.V. reported adverse events occurring during or within an hour of the infusion.

### **Immunogenicity:**

In psoriasis and psoriatic arthritis clinical studies, up to 12.4% of patients treated with ustekinumab developed antibodies to ustekinumab. In Crohn's disease clinical studies, 2.9% of patients developed antibodies to ustekinumab when treated with ustekinumab for approximately 1 year. No apparent association between the development of antibodies to ustekinumab and the development of injection site reactions was observed. 123 of 168 (73%) of psoriasis and psoriatic arthritis patients who were positive for antibodies to ustekinumab had neutralizing antibodies. Patients positive for antibodies to ustekinumab exhibited mean or median serum levels of ustekinumab that were consistently lower than those in patients negative or undetectable for antibodies to ustekinumab and tended to have lower efficacy; however, antibody positivity did not preclude a clinical response.

Immunogenicity tests are generally product-specific. Comparison of antibody rates to those from other products, or comparison of the incidence of antibodies between different tests without cross-validation is not appropriate.

### **8.3 Less Common Clinical Trial Adverse Reactions**

The following adverse reactions occurred at rates less than 1% during the controlled period of ustekinumab clinical trials:

**General disorders and administration site conditions:** injection site reactions (including swelling, pruritus, induration, hemorrhage, hematoma), asthenia

**Infections and infestations:** cellulitis, herpes zoster, viral upper respiratory tract infections, vulvovaginal mycotic infections, dental infections

**Psychiatric disorders:** depression

**Respiratory, thoracic and mediastinal disorders:** nasal congestion

**Skin and Subcutaneous tissue disorders:** acne

### **8.4 Abnormal Laboratory Findings: Hematologic, Clinical Chemistry and Other Quantitative Data**

During the placebo-controlled period of the Phase 2 and Phase 3 psoriasis studies (through week 12), an increase in non-fasting blood glucose levels was observed, as shown in Table 7. The clinical significance of these changes in glucose is unknown. No such increase in fasting blood glucose levels was observed in the same subjects.

**Table 7: Proportion of patients with elevated non-fasting blood glucose levels in clinical trials**

<b>Increase in non-fasting blood glucose levels</b>	<b>Placebo n(%)</b>	<b>Combined ustekinumab group n(%)</b>
Number of Patients	730	1580
Subjects with any abnormal value	49 (6.7%)	83 (5.3%)
Subjects with > 1 abnormal value	9 (1.2%)	35 (2.2 %)

## 8.5 Post-Market Adverse Reactions

Additional adverse events reported from worldwide post-marketing experience with ustekinumab are included in Table 8. Because these events are reported voluntarily from a population of uncertain size, it is not always possible to reliably estimate their frequency or establish a causal relationship to ustekinumab exposure.

**Table 8: Post-marketing Reports**

Immune system disorders	Hypersensitivity reactions (including rash, urticaria) Serious allergic reactions (including anaphylaxis and angioedema)
Infections and infestations	Lower respiratory tract infection
Respiratory, thoracic and mediastinal disorders	Allergic alveolitis, eosinophilic pneumonia
Skin and subcutaneous tissue disorders	Pustular psoriasis Exfoliative dermatitis, erythrodermic psoriasis, hypersensitivity vasculitis

## 9 DRUG INTERACTIONS

### 9.2 Drug Interactions Overview

Specific drug interaction studies have not been conducted with ustekinumab.

In population pharmacokinetic analysis, the effect of the most frequently used concomitant medications in patients with psoriasis (including paracetamol/acetaminophen, ibuprofen, acetylsalicylic acid, metformin, atorvastatin, naproxen, levothyroxine, hydrochlorothiazide, and influenza vaccine) on pharmacokinetics of ustekinumab was explored and none of the concomitant medications exerted significant impact. In psoriatic arthritis studies, concomitant MTX use did not appear to influence the pharmacokinetics of ustekinumab. In Crohn's disease induction studies, immunomodulators (6-MP, AZA, MTX) were used concomitantly in approximately 30% of patients and corticosteroids were used concomitantly in approximately 40% of Crohn's disease patients. Use of these concomitant therapies did not appear to influence the pharmacokinetics of ustekinumab.

### 9.3 Drug-Behavioural Interactions

The pharmacokinetics of ustekinumab were not impacted by the use of tobacco or alcohol.

### 9.4 Drug-Drug Interactions

#### Live Vaccines

Live vaccines should not be given concurrently with ustekinumab (see [7 WARNINGS AND PRECAUTIONS, Immune, Immunization](#)). Information regarding the administration of live vaccines in infants exposed to ustekinumab *in utero* is provided earlier in this product monograph (see [7 WARNINGS AND PRECAUTIONS, Immune, Infant exposure in utero](#)).

#### Immunosuppressants

The safety and efficacy of ustekinumab in combination with immunosuppressive agents or phototherapy have not been evaluated (see [7 WARNINGS AND PRECAUTIONS, Immune, Concomitant immunosuppressive therapy](#)).

### **CYP450 Substrates**

The effects of IL-12 or IL-23 on the regulation of CYP450 enzymes were evaluated in an in vitro study using human hepatocytes, which showed that IL-12 and/or IL-23 at levels of 10 ng/mL did not alter human CYP450 enzyme activities (CYP1A2, 2B6, 2C9, 2C19, 2D6, or 3A4). The clinical significance of this is not known, although these results do not suggest the need for dose adjustments in patients who are receiving concomitant CYP450 substrates.

### **9.5 Drug-Food Interactions**

Interactions with food have not been established.

### **9.6 Drug-Herb Interactions**

Interactions with herbal products have not been established.

### **9.7 Drug-Laboratory Test Interactions**

Interactions with laboratory tests have not been established.

## **10 CLINICAL PHARMACOLOGY**

### **10.1 Mechanism of Action**

Ustekinumab is a fully human IgG1 $\kappa$  monoclonal antibody, a first-in-class agent that binds with specificity to the shared p40 protein subunit of human cytokines interleukin IL-12 and IL-23.

Ustekinumab inhibits the bioactivity of human IL-12 and IL-23 by preventing p40 from binding to the IL-12R $\beta$ 1 receptor protein expressed on the surface of immune cells. Ustekinumab cannot bind to IL-12 or IL-23 that is already bound to IL-12R $\beta$ 1 cell surface receptors. Thus, ustekinumab is not likely to contribute to complement or antibody-mediated cytotoxicity of cells expressing IL-12 and/or IL-23 receptors.

IL-12 and IL-23 are heterodimeric cytokines secreted by activated antigen-presenting cells, such as macrophages and dendritic cells. IL-12 stimulates natural killer (NK) cells and drives the differentiation of CD4+ T cells toward the T helper 1 (Th1) phenotype and stimulates interferon gamma (IFN $\gamma$ ) production. IL-23 induces the T helper 17 (Th17) pathway and promotes secretion of IL-17A, IL-21, and IL-22. Levels of IL-12 and IL-23 are elevated in the skin and blood of patients with psoriasis, and serum IL12/23p40 distinguishes patients with psoriatic arthritis from healthy individuals, implicating IL-12 and IL-23 in the pathophysiology of psoriatic inflammatory diseases. Genetic polymorphisms in IL23A, IL23R, and IL-12B genes confer susceptibility to these disorders. Additionally, IL-12 and IL-23 are highly expressed in lesional psoriatic skin, and IL-12-mediated induction of IFN $\gamma$  correlates with psoriasis disease activity. IL-23 responsive T-cells have been found in the entheses in a mouse model of inflammatory arthritis, where IL-23 drives enthesal inflammation. In addition, there is pre-clinical

evidence implicating IL-23 and downstream pathways in bone erosion and destruction through up-regulation of receptor activator of nuclear factor- $\kappa$ B ligand (RANKL), which activates osteoclasts.

In patients with Crohn's disease, IL-12 and IL-23 are elevated in the intestines and lymph nodes.

By binding the shared p40 subunit of IL-12 and IL-23, ustekinumab may exert its clinical effects in psoriasis, psoriatic arthritis and Crohn's disease through interruption of the Th1 and Th17 cytokine pathways, which have been implicated as contributors in the pathology of these diseases.

## 10.2 Pharmacodynamics

Treatment with ustekinumab resulted in significant improvement in histological measures of psoriasis including epidermal hyperplasia and cell proliferation. These results are consistent with the clinical efficacy observed. In patients with psoriasis and/or psoriatic arthritis ustekinumab had no apparent effect on the percentages of circulating immune cell populations including memory and naive T-cell subsets or circulating cytokine levels. Systemic markers of inflammation were measurable in the serum at baseline and 4 markers (MDC, VEGF, MCSF-1 and YKL-40) showed modest differences in concentration post-treatment in ustekinumab-treated patients as compared to placebo.

Treatment with ustekinumab resulted in a decrease in the gene expression of its molecular targets IL-12 and IL-23 as shown by analyses of mRNA obtained from lesional skin biopsies of psoriatic patients at baseline and up to two weeks post-treatment. In addition, ustekinumab down-regulated the gene expression of inflammatory cytokines and chemokines such as MCP-1, TNF-alpha, IP-10 and IL-8 in lesional skin biopsies. These results are consistent with the significant clinical benefit observed with ustekinumab treatment.

In psoriasis and psoriatic arthritis studies, clinical response (improvement in PASI or ACR measurements, respectively) appeared to be related to serum ustekinumab levels. Patients with psoriasis with higher PASI response had higher median serum concentrations of ustekinumab than those with lower clinical responses. In psoriasis studies, the proportion of patients with psoriasis who achieved PASI 75 response increased with increasing serum levels of ustekinumab. The proportion of patients who achieved PASI 75 response at Week 28 increased with increasing serum ustekinumab trough levels at Week 28. In psoriatic arthritis studies, patients achieving an ACR 20 response had higher median serum concentrations of ustekinumab than ACR 20 non-responders. The proportion of patients who achieved ACR 20 and ACR 50 response increased with increasing serum levels of ustekinumab.

In patients with Crohn's disease, treatment with ustekinumab/ustekinumab for injection resulted in a significant decrease in inflammatory markers including C-Reactive Protein (CRP) and fecal calprotectin. In patients with Crohn's disease, decrease in gene expression for IL-12R $\beta$ 1 and IL-23 was observed in inflamed colon tissue in responders to ustekinumab treatment while no significant changes were observed in placebo treated patients at Week 6.

## 10.3 Pharmacokinetics

The median pharmacokinetic parameters of ustekinumab following a single SC administration in adult patients with psoriasis are shown in Table 9. The pharmacokinetic parameters of ustekinumab (CL/F,  $V_z/F$ , and  $t_{1/2}$ ) were generally comparable between 45 mg and 90 mg subcutaneous doses.

**Table 9: Summary of Pharmacokinetic Parameters of Ustekinumab Following a Single 45 mg or 90 mg Subcutaneous Administration in Adult Patients with Psoriasis**

PK parameter	45 mg			90 mg		
	N	Median (Range)	Mean ( $\pm$ SD)	N	Median (Range)	Mean ( $\pm$ SD)
C <sub>max</sub> (mcg/mL)	22	2.4 (1.0, 5.4)	2.7 ( $\pm$ 1.2)	24	5.3 (1.2, 12.3)	6.1 ( $\pm$ 3.6)
t <sub>max</sub> (day)	22	13.5 (1.9, 58.2)	15.3 ( $\pm$ 13.5)	24	7.0 (2.9, 27.1)	9.9 ( $\pm$ 7.4)
AUC (mcg·day/mL)	18	84.9 (31.2, 1261.9)	196.7 ( $\pm$ 298.2)	21	226.9 (57.1, 755.5)	274.9 ( $\pm$ 206.5)
t <sub>1/2</sub> (day)	18	19.8 (5.0, 353.6)	45.6 ( $\pm$ 80.2)	21	21.2 (13.6, 85.8)	26.7 ( $\pm$ 19.3)
CL/F (mL/day/kg)	18	5.3 (0.2, 12.9)	5.8 ( $\pm$ 3.5)	21	4.5 (1.5, 14.9)	5.7 ( $\pm$ 3.6)
V <sub>z</sub> /F (mL/kg)	18	154.2 (32.6, 280.5)	160.5 ( $\pm$ 64.5)	21	160.5 (37.3, 354.1)	178.7 ( $\pm$ 85.2)

Source data: C0379T04 CSR

**Dose Linearity:** The systemic exposure of ustekinumab (C<sub>max</sub> and AUC) increased in a linear manner following a single subcutaneous administration at doses ranging from approximately 24 mg to 240 mg in patients with psoriasis.

**Single Dose vs. Multiple Doses:** Serum concentration-time profiles of ustekinumab were generally predictable after single or multiple subcutaneous dose administrations on the basis of a one-compartment model. In patients with psoriasis, steady-state serum concentrations of ustekinumab were achieved by Week 28 after initial subcutaneous doses at Weeks 0 and 4 followed by doses every 12 weeks. The median steady-state trough concentration ranged from 0.21 mcg/mL to 0.26 mcg/mL (45 mg; n = 242 to 390) and from 0.47 mcg/mL to 0.49 mcg/mL (90 mg; n = 236 to 386) in patients with psoriasis. There was no apparent accumulation in serum ustekinumab concentration over time when given subcutaneously every 12 weeks.

#### Population Pharmacokinetic Analysis

Of the demographic factors (e.g., gender, race, age, body size), baseline patient physical or biochemical characteristics, medical or medication history, or concomitant medications evaluated in a population pharmacokinetic analysis, only body weight, diabetes comorbidity, and positive immune response to ustekinumab were found to be important covariates affecting the systemic exposure to ustekinumab in patients with moderate to severe psoriasis. Body weight and positive immune response to ustekinumab were also found to be important covariates affecting the systemic exposure to ustekinumab in subjects with psoriatic arthritis. Clinical relevance of the effects of these important



covariates, however, needs to be evaluated concurrently with clinical efficacy and safety data.

### **Absorption**

The median time to reach the maximum serum concentration ( $t_{max}$ ) was 8.5 days after a single 90 mg subcutaneous administration in healthy subjects ( $n = 30$ ). The median  $t_{max}$  values of ustekinumab following a single subcutaneous administration of either 45 mg or 90 mg in patients with psoriasis were comparable to that observed in healthy subjects.

The absolute bioavailability ( $F$ ) of ustekinumab following a single subcutaneous administration was estimated to be 57.2% in patients with psoriasis ( $n = 17$ ).

Following the recommended IV induction dose, median peak serum ustekinumab concentration was 126.1 mcg/mL (IQ range 106.1 – 146.2 mcg/mL) in patients with Crohn's disease. Starting at Week 8, subcutaneous maintenance dosing of 90 mg ustekinumab was administered every 8 or 12 weeks. Steady state ustekinumab concentration was achieved by the start of the second maintenance dose.

Following subcutaneous maintenance dosing of 90 mg ustekinumab every 8 weeks, median steady-state trough concentrations ranged from 1.97 mcg/mL to 2.24 mcg/mL in patients with Crohn's disease. Following subcutaneous maintenance dosing of 90 mg ustekinumab every 12 weeks, median steady state trough concentrations ranged from 0.61 mcg/mL to 0.76 mcg/mL in patients with Crohn's disease. The steady-state trough ustekinumab levels resulting from 90 mg ustekinumab every 8 weeks were associated with higher clinical remission rates as compared to the steady-state trough levels following 90 mg every 12 weeks.

### **Distribution**

The median apparent volume of distribution during the terminal phase ( $V_z/F$ ) following a single subcutaneous administration to patients with psoriasis ranged from 76 to 161 mL/kg ( $n = 4$  to 21).

In a population pharmacokinetic analysis of ustekinumab in patients with Crohn's disease, the total volume of distribution at steady-state was 4.62 L.

### **Metabolism**

The exact metabolic pathway for ustekinumab is unknown.

### **Elimination**

The median apparent clearance ( $CL/F$ ) following a single subcutaneous administration to patients with psoriasis ranged from 2.7 to 5.3 mL/day/kg. The median half-life ( $t_{1/2}$ ) of ustekinumab was approximately 3 weeks in patients with psoriasis and/or psoriatic arthritis, and Crohn's disease ranging from 15 to 32 days across all psoriasis and psoriatic arthritis studies ( $n = 4$  to 55).

In a population pharmacokinetic analysis, the clearance of ustekinumab was 0.19 L/day (95% CI: 0.185, 0.197) in patients with Crohn's disease with an estimated median terminal half-life of approximately 19 days in patients with Crohn's disease.

## Special Populations and Conditions

- **Pediatrics (< 18 years of age):** Health Canada has not authorized an indication for pediatric use.
- **Geriatrics (> 65 years of age):** No specific studies have been conducted in elderly patients. A population pharmacokinetic analysis indicated there were no apparent changes in CL/F and V/F estimates in patients  $\geq 65$  years.
- **Sex, Ethnic Origin and Genetic Polymorphism:** The apparent clearance of ustekinumab was not impacted by sex, age, or race.
- **Hepatic Insufficiency:** No pharmacokinetic data are available in patients with impaired hepatic function.
- **Renal Insufficiency:** No pharmacokinetic data are available in patients with renal insufficiency.
- **Obesity:**

### Impact of Weight on Pharmacokinetics:

Serum ustekinumab concentrations were affected by weight in patients with psoriasis and/or psoriatic arthritis. When given the same dose, patients of higher weight ( $> 100$  kg) had lower median serum ustekinumab concentrations compared with those in patients of lower weight ( $\leq 100$  kg). However, across doses, the median trough serum concentrations of ustekinumab in patients with higher weight ( $> 100$  kg) in the 90 mg group were comparable to those in patients with lower weight ( $\leq 100$  kg) in the 45 mg group.

## 11 STORAGE, STABILITY AND DISPOSAL

Steqeyma (ustekinumab) must be refrigerated at 2 to 8°C. Keep the product in the original carton to protect from light until the time of use. Do not freeze. Do not shake.

If needed, individual ustekinumab pre-filled syringes (or vials) may be stored at room temperature up to 30°C for a maximum single period of up to 31 days in the original carton with protection from light. Record the date when the pre-filled syringe (or vial) is first removed from the refrigerator and the new expiry date on the carton in the spaces provided. The new expiry date must not exceed the original expiry date printed on the carton. Once a syringe (or vial) has been stored at room temperature, it should not be returned to the refrigerator. Discard the syringe (or vial) if not used within 31 days at room temperature storage.

If necessary, the diluted Steqeyma I.V. infusion solution may be stored for up to 48 hours refrigerated at 2-8°C or for up to 8 hours at room temperature (up to 25°C). Do not freeze. Discard any unused portion of the infusion solution.

## 12 SPECIAL HANDLING INSTRUCTIONS

Following administration of Steqeyma/Steqeyma I.V., discard any unused portion. The syringe should be disposed of in a puncture-resistant container for syringes and needles. Patients or caregivers should be instructed in the technique as well as proper syringe and needle disposal, and not to reuse these items.

## **PART II: SCIENTIFIC INFORMATION**

### **13 PHARMACEUTICAL INFORMATION**

#### **Drug Substance**

Proper name: ustekinumab

Chemical name: ustekinumab

Molecular Formula and molecular mass: Ustekinumab is a fully human IgG1 $\kappa$  mAb, with an approximate molecular weight of 145,390 daltons.

Physicochemical properties: Steqeyma (ustekinumab) is clear to slightly opalescent, colourless to pale yellow with a pH of approximately 5.7. Steqeyma I.V. is clear to slightly opalescent with a pH of approximately 5.7.

#### **Product characteristics**

##### Steqeyma

Steqeyma (ustekinumab) is supplied as a single-use, sterile solution for subcutaneous injection in a Type 1 glass syringe with a fixed 27G, half-inch needle and needle cover. The syringe is fitted with a needle guard.

Steqeyma is supplied as 2 dosage presentations at 45 mg in 0.5 mL volume as a pre-filled syringe or at 90 mg in a 1 mL volume as a pre-filled syringe. Each 1 mL of Steqeyma solution contains 90 mg ustekinumab. No preservatives are present.

##### Steqeyma I.V.

Steqeyma I.V., 130 mg vial, is supplied as a sterile solution for intravenous infusion in a single-use (Type 1) glass vial.

#### **Viral Inactivation**

Ustekinumab is produced by a recombinant cell line cultured by continuous perfusion and is purified by a series of steps that includes measures to inactivate and remove viruses.

### **14 CLINICAL TRIALS**

#### **14.3 Clinical Trials - Reference Biologic Drug**

##### Plaque Psoriasis - Adults

The safety and efficacy of ustekinumab were assessed in two multicentre, randomized, double-blind, placebo-controlled studies (PHOENIX 1 and PHOENIX 2) in patients 18 years of age and older with chronic (> 6 months) plaque psoriasis who had a minimum body surface area (BSA) involvement of 10%, and Psoriasis Area and Severity Index (PASI) score  $\geq$  12 and who were candidates for phototherapy or systemic therapy. Patients with guttate, erythrodermic, or pustular psoriasis were excluded from the studies. No concomitant anti-psoriatic therapies were allowed during the study with the exception of low-potency topical corticosteroids on the face and groin after Week 12. A total of

1996 patients were enrolled in the two studies. The safety and efficacy of ustekinumab beyond 5 years have not been established.

In addition, a multicenter, randomized, active-controlled study (ACCEPT) compared the safety and efficacy of ustekinumab and etanercept in patients 18 years of age and older with chronic (> 6 months) plaque psoriasis who had a minimum BSA involvement of 10%, PASI score  $\geq$  12, Physician Global Assessment (PGA) score  $\geq$  3, who were candidates for phototherapy or systemic therapy, and who had had an inadequate response to, intolerance to, or contraindication to cyclosporine, methotrexate, or PUVA therapy. A total of 903 patients were enrolled in the study.

Baseline disease characteristics across PHOENIX 1 and 2 were similar (Table 10 and Table 11). In both studies, patients in all treatment groups had a median baseline PASI score ranging from 17 to 18. Approximately two-thirds of all patients had received prior phototherapy, 69% had received either prior conventional systemic or biologic therapy for the treatment of psoriasis, with 56% receiving prior conventional systemic therapy and 43% receiving prior biologic therapy. A total of 28% of study patients had a history of psoriatic arthritis. Similar disease characteristics were also seen in the ACCEPT trial (Table 10 and Table 11).

**Table 10: Summary of patient demographics for PHOENIX 1, PHOENIX 2 and ACCEPT**

Study #	Study design	Dosage, route of administration and duration	Study subjects (n)	Mean age (Range)	Sex
C0743T08 (PHOENIX 1)	Double-Blind Placebo-Controlled	Fixed doses: Placebo (N = 255) Placebo → 45 mg SC regimen <sup>a</sup> (N = 123) Placebo → 90 mg SC regimen <sup>a</sup> (N = 120) 45 mg SC Weeks 0, 4 then q12w (N = 255) 90 mg SC Weeks 0, 4 then q12w (N = 256)	N=766	45.3 (19,76)	M=531 F=235
C0743T09 (PHOENIX 2)	Double-Blind Placebo-Controlled	Fixed doses: Placebo (N = 410)-Placebo → 45 mg SC regimen <sup>a</sup> (N = 197) Placebo → 90 mg SC regimen <sup>a</sup> (N = 195) 45 mg SC Weeks 0, 4 then q12w (N = 409) 90 mg SC Weeks 0, 4 then q12w (N = 411)	N=1230	46.2 (18, 86)	M=840 F=390
C0743T12 (ACCEPT)	Assessor-Blind Active-Comparator Controlled	Fixed doses: Etanercept 50 mg (N=347) twice weekly through Week 12 Stelara 45 mg (N=209) at Week 0 and 4 Stelara 90 mg (N=347) at Week 0 and 4	N= 903	45.0 (18, 81)	M=613 F=290

<sup>a</sup> The placebo groups crossed over to receive Stelara (45 mg or 90 mg) at Weeks 12 and 16 then q12w

**Table 11: Baseline Disease Characteristics in PHOENIX 1, PHOENIX 2 and ACCEPT**

	PHOENIX 1		PHOENIX 2		ACCEPT	
	Placebo	ustekinumab	Placebo	ustekinumab	Etanercept	ustekinumab
Patients randomized at Week 0	N=255	N=511	N=410	N=820	N=347	N=556
Median BSA	22.0	21.0	20.0	21.0	19.0	20.0
BSA ≥ 20%	145 (57%)	276 (54%)	217 (53%)	445 (54%)	169 (49%)	289 (52%)
Median PASI	17.80	17.4	16.90	17.60	16.8	17.1
PASI ≥ 20	91 (36%)	169 (33%)	133 (32%)	300 (37%)	102 (29%)	205 (37%)
PGA of marked or severe	112 (44%)	223 (44%)	160 (39%)	328 (40%)	148 (43%)	242 (44%)
History of psoriatic arthritis	90 (35%)	168 (33%)	105 (26%)	200 (24%)	95 (27%)	157 (28%)
Prior phototherapy	150 (59%)	342 (67%)	276 (67%)	553 (67%)	224 (65%)	368 (66%)
Prior conventional systemic therapy excluding biologics <sup>a</sup>	142 (56%)	282 (55%)	241 (59%)	447 (55%)	199(57%)	311 (56%)
Prior conventional systemic or biologic therapy <sup>a</sup>	189 (74%)	364 (71%)	287 (70%)	536 (65%)	218(63%)	337 (61%)
Failed to respond to, had contraindication for, or intolerant to ≥ 1 conventional therapy <sup>a</sup>	139 (55%)	270 (53%)	254 (62%)	490 (60%)	347 (100%)	555 (100%)
Failed to respond to, had contraindication for, or intolerant to ≥ 3 conventional therapies <sup>a</sup>	30 (12%)	54 (11%)	66 (16%)	134 (16%)	52 (15%)	78 (14%)

<sup>a</sup> In PHOENIX 1 and 2, conventional systemic agents include acitretin, PUVA, methotrexate, and cyclosporine. In ACCEPT, conventional systemic agents included PUVA, methotrexate, and cyclosporine. All patients were required to be etanercept naïve at baseline in ACCEPT, but in PHOENIX 1 and 2 patients may have previously received etanercept.

PHOENIX 1 evaluated the safety and efficacy of ustekinumab versus placebo in 766 patients with plaque psoriasis. Patients were randomized in equal proportion to placebo, 45 mg or 90 mg of ustekinumab. Patients randomized to ustekinumab received 45 mg or 90 mg doses at Weeks 0 and 4

followed by the same dose every 12 weeks. Patients randomized to receive placebo at Weeks 0 and 4 crossed over to receive ustekinumab (either 45 mg or 90 mg) at Weeks 12 and 16 followed by the same dose every 12 weeks. To evaluate the efficacy of every 12-week dosing, patients who were PASI 75 responders at both Weeks 28 and 40 were re-randomized to either continue dosing of ustekinumab every 12 weeks or to placebo (i.e., withdrawal of therapy). Patients withdrawn from ustekinumab at Week 40 reinitiated ustekinumab at their original dosing regimen when they experienced at least a 50% loss of their PASI improvement obtained at Week 40. Patients were followed for at least 76 weeks.

PHOENIX 2 evaluated the safety and efficacy of ustekinumab versus placebo in 1230 patients with plaque psoriasis. This study design was identical to PHOENIX 1 through Week 28.

#### Dose Adjustment (every 8 weeks)

At Week 28, PHOENIX 1 patients who were nonresponders (< PASI 50 response) discontinued treatment and patients who were partial responders ( $\geq$  PASI 50 response and < PASI 75 response) were adjusted to every-8-week dosing. PASI 75 responders at Week 28 who became partial responders or nonresponders at Week 40 were adjusted to every-8-week dosing.

In PHOENIX 2, patients who were partial responders at Week 28 were re-randomized to either continue every 12 weeks dosing of ustekinumab or to switch to every 8 weeks dosing.

All patients were followed for up to 76 weeks in PHOENIX 1 and up to 52 weeks in PHOENIX 2 following first administration of study treatment.

In both studies, the primary endpoint was the proportion of patients who achieved a reduction in score of at least 75% from baseline at Week 12 by the PASI (PASI 75). Patients achieving  $\geq$  90% improvement in PASI from baseline (PASI 90) were considered PASI 90 responders and patients with  $\geq$  50% improvement in PASI from baseline (PASI 50) were considered PASI 50 responders. Another key efficacy assessment was the Physician's Global Assessment (PGA), a 6-category scale ranging from 0 (cleared) to 5 (severe) that indicates the physician's overall assessment of psoriasis focusing on plaque thickness/induration, erythema, and scaling.

The Dermatology Life Quality Index (DLQI), a dermatology-specific quality of life instrument designed to assess the impact of the disease on a patient's quality of life, was assessed in both PHOENIX 1 and PHOENIX 2. Other efficacy assessments included the Nail Psoriasis Severity Index (NAPSI), a physician-assessed score that measures the severity of nail involvement (PHOENIX 1); the Itch Visual Analog Scale (VAS), used to assess the severity of itch at the time of the assessment (PHOENIX 1); the Hospital Anxiety and Depression Scale (HADS), a self-rating tool developed to evaluate psychological measures in patients with physical ailments (PHOENIX 2); and the Work Limitations Questionnaire (WLQ), a 25-item, self-administered questionnaire that was used to measure the impact of chronic health conditions on job performance and work productivity among employed populations (PHOENIX 2).

The ACCEPT trial compared the efficacy of ustekinumab to etanercept and evaluated the safety of ustekinumab and etanercept in moderate to severe psoriasis patients. The active-controlled portion of the study was from Week 0 to Week 12, during which the efficacy and safety of etanercept and 2 dose levels of ustekinumab were evaluated. This trial was powered to test the superiority of each dose level to etanercept and the primary endpoint was the proportion of patients who achieved a PASI 75 at week 12.

## Study results

The results of PHOENIX 1 and PHOENIX 2 for key psoriasis clinical outcomes are presented in Table 12.

### Efficacy at the Primary Endpoint, PHOENIX 1 and PHOENIX 2

The onset of action with ustekinumab was rapid and improvement was seen within 2 weeks of the first dose. In both the PHOENIX 1 and PHOENIX 2 studies, a significantly greater proportion of patients randomized to treatment with ustekinumab were PASI 75 responders compared with placebo at Week 12 (Table 12). In the PHOENIX 1 study, 67% and 66% of patients receiving ustekinumab 45 mg and 90 mg, respectively, achieved a PASI 75 response at Week 12 compared with 3% of patients receiving placebo. In the PHOENIX 2 study, 67% and 76% of patients receiving ustekinumab 45 mg and 90 mg, respectively, achieved a PASI 75 response at Week 12 compared with 4% of patients receiving placebo.

All 3 components of the PASI (plaque thickness/induration, erythema, and scaling) contributed comparably to the improvement in PASI.

The efficacy of ustekinumab was significantly superior ( $p < 0.001$ ) to placebo across all subgroups defined by baseline demographics, clinical disease characteristics (including patients with a history of psoriatic arthritis) and prior medication usage. While pharmacokinetic modelling suggested a trend towards higher CL/F in patients with diabetes, a consistent effect on efficacy was not observed.

**Table 12: Clinical Outcomes - PHOENIX 1 and PHOENIX 2**

	PHOENIX 1			PHOENIX 2		
	Placebo	ustekinumab		Placebo	ustekinumab	
		45 mg	90 mg		45 mg	90 mg
<b>Week 12</b>						
Patients randomized	255	255	256	410	409	411
<b>PASI response</b>						
PASI 50 response <sup>a</sup>	26 (10%)	213 (84%)	220 (86%)	41 (10%)	342 (84%)	367 (89%)
PASI 75 response <sup>a</sup>	8 (3%)	171 (67%)	170 (66%)	15 (4%)	273 (67%)	311 (76%)
PASI 90 response <sup>a</sup>	5 (2%)	106 (42%)	94 (37%)	3 (1%)	173 (42%)	209 (51%)
PASI 100 response <sup>a</sup>	0 (0%)	33 (13%)	28 (11%)	0 (0%)	74 (18%)	75 (18%)
<b>PGA of Cleared or Minimal<sup>a</sup></b>	10 (4%)	151 (59%)	156 (61%)	18 (4%)	277 (68%)	300 (73%)
<b>Week 28</b>						
Patients evaluated	--	250	243	--	397	400
<b>PASI response</b>						
PASI 50 response	--	228 (91%)	234 (96%)	--	369 (93%)	380 (95%)

PASI 75 response	--	178 (71%)	191 (79%)	--	276 (70%)	314 (79%)
PASI 90 response	--	123 (49%)	135 (56%)	--	178 (45%)	217 (54%)
PASI 100 response	--	52 (21%)	71(29 %)	--	74(19%)	118 (30%)
<b>PGA of Cleared or Minimal</b>	--	146 (58%)	160 (66%)	--	241(61%)	279 (70%)

<sup>a</sup> p < 0.001 for 45 mg or 90 mg comparison with placebo.

### Other efficacy measures at Week 12

In both PHOENIX 1 and PHOENIX 2, compared with placebo, significantly greater proportions of patients randomized to 45 mg or 90 mg ustekinumab achieved a cleared or minimal PGA score, and significantly greater proportions of patients randomized to 45 mg or 90 mg ustekinumab were PASI 50, PASI 90 and PASI 100 responders at Week 12 (Table 12). In the PHOENIX 1 study, 60% and 62% of the patients treated with 45 mg and 90 mg ustekinumab, respectively, achieved PGA scores of cleared or minimal compared with 4% of placebo-treated patients. In PHOENIX 2, 68% and 73% of patients receiving 45 mg or 90 mg ustekinumab, respectively, had cleared or minimal PGA scores compared with 5% of the placebo patients. In PHOENIX 1, PASI 90 was achieved by 42% and 37% of the patients treated with 45 mg and 90 mg ustekinumab, respectively, compared with 2% of placebo-treated patients. In addition, a significantly higher proportion of subjects treated with either 45 mg (13%) or 90 mg (11%) achieved a PASI of 0 (i.e., PASI 100 response) compared with the placebo group (0.0%; p<0.001). In PHOENIX 2, the percentage of patients achieving PASI 100 and PASI 90 was 18% and 42%, respectively, in the 45 mg ustekinumab group, and 18% and 51%, respectively, in the 90 mg ustekinumab group versus 1% in the placebo group. The percentage of patients achieving PASI 50 in PHOENIX 1 was 84% and 86% in the 45 mg and 90 mg ustekinumab groups, respectively, compared with 10% in the placebo group.

Similarly, 84% of patients treated with 45 mg ustekinumab, 89% of patients treated with 90 mg ustekinumab and 10% of patients treated with placebo reached PASI 50 in PHOENIX 2 (Table 12).

### Response over time

In PHOENIX 1, significantly greater proportions of ustekinumab -treated patients had PASI 50 responses (9% and 10% for the 45 mg and 90 mg groups, respectively) compared with placebo (2%) by Week 2 (p<0.001). Significantly greater proportions of patients treated with ustekinumab achieved PASI 75 responses (9% and 12% for the 45 mg and 90 mg ustekinumab groups, respectively) compared with placebo (0.4%) by Week 4 (p<0.001). Maximum response was generally achieved by Week 24 in the 45 mg and 90 mg ustekinumab treatment groups, and response rates were generally sustained through Week 36 (Figure 1). In PHOENIX 1, PASI 75 rates at Week 24 were 76% for the 45 mg group, and 85% for the 90 mg group. Higher response rates were observed in patients receiving ustekinumab 90 mg than in those receiving ustekinumab 45 mg by Week 16 and these higher response rates were sustained through Week 36 (Figure 1). Similar results were observed in the PHOENIX 2 study through Week 28.



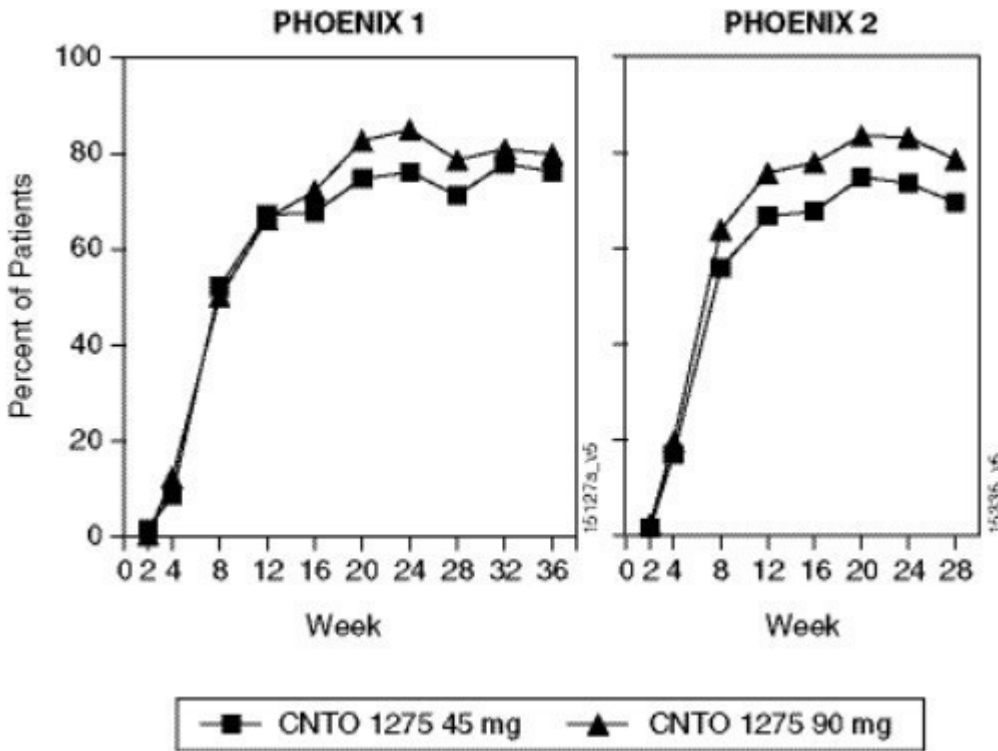


Figure 1: PASI 75 response over time in PHOENIX 1 and 2

In prespecified analyses of efficacy by body weight in PHOENIX 1 and PHOENIX 2, no consistent pattern of dose response was seen in patients  $\leq 100$  kg. In patients who weighed  $> 100$  kg, higher PASI 75 response rates were seen with 90 mg dosing compared with 45 mg dosing, and a higher proportion of patients receiving 90 mg dosing had PGA scores of cleared or minimal compared with patients receiving 45 mg dosing (Table 13).

Table 13: Clinical Outcomes by Weight – PHOENIX 1 and PHOENIX 2

Week 12						
	PHOENIX 1			PHOENIX 2		
	Placebo	ustekinumab		Placebo	ustekinumab	
		45 mg	90 mg		45 mg	90 mg
Patients randomized at Week 0	255	255	256	410	409	411
PASI 75 response by weight						
$\leq 100$ kg						
N	166	168	164	290	297	289
PASI 75 response	6 (4%)	124 (74%)	107 (65%)	12 (4%)	218 (73%)	225 (78%)
$>100$ kg						

N	89	87	92	120	112	121
PASI 75 response	2 (2%)	47 (54%)	63 (68%)	3 (3%)	55 (49%)	86 (71%)
PGA of Cleared or Minimal by weight						
≤ 100 kg						
N	166	168	164	290	297	289
PGA response	7 (4%)	110 (65%)	104 (63%)	16 (6%)	219 (74%)	217 (75%)
> 100 kg						
N	89	87	92	120	112	121
PGA response	3 (3%)	44 (51%)	54 (59%)	4 (3%)	59 (53%)	85 (70%)
<b>Week 28</b>						
	<b>PHOENIX 1</b>		<b>PHOENIX 2</b>			
	<b>ustekinumab</b>		<b>ustekinumab</b>			
	<b>45 mg</b>	<b>90 mg</b>	<b>45 mg</b>	<b>90 mg</b>		
N	250	243	397	400		
PASI 75 response by weight						
≤ 100 kg						
N	164	153	287	280		
PASI 75 response	130 (79%)	124 (81%)	217 (76%)	226 (81%)		
> 100 kg						
N	86	90	110	119		
PASI 75 response	48 (56%)	67 (74%)	59 (54%)	88 (74%)		
PGA of Cleared or Minimal by weight						
≤ 100 kg						
N	164	153	287	280		
PGA response	107 (65%)	107 (70%)	194 (68%)	208 (74%)		
> 100 kg						
N	86	90	110	119		
PGA response	40 (47%)	54 (60%)	49 (45%)	71 (60%)		

Therapeutic benefit of long-term continuous use

At Week 40 in PHOENIX 1, among patients who were PASI 75 responders at both weeks 28 and 40, 162 patients were re-randomized to receive ustekinumab at 45 mg and 90 mg given every 12 weeks (maintenance treatment) and 160 were re-randomized to receive placebo (treatment withdrawal). Maintenance of PASI 75 was significantly superior with continuous maintenance treatment compared with treatment withdrawal ( $p < 0.001$ ) through at least 1.5 years of follow-up. Similar results were seen with each dose of ustekinumab.

At 1 year (Week 52), 89% of patients re-randomized to maintenance treatment were PASI 75 responders compared with 63% of patients re-randomized to placebo (treatment withdrawal) ( $p < 0.001$ ) (Table 14). At Week 76, 84% of patients re-randomized to maintenance treatment were PASI 75 responders compared with 19% of patients re-randomized to placebo (treatment withdrawal) ( $p < 0.001$ ). Through 18 months (Week 76), the proportion of subjects in the combined maintenance treatment group who were PASI 50 responders remained consistently at greater than 95%. By contrast, the proportion of PASI 50 responders in the combined withdrawal group progressively decreased over time such that by Weeks 52 and 76, only 50% and 31% remained as PASI 50 responders respectively. Among patients withdrawn from treatment, the rates of loss of the various PASI responses (PASI 50, 75, 90) were generally comparable in all groups regardless of dose. No rebound of psoriasis occurred in patients who were randomized to treatment withdrawal. Among the patients who reached PASI 75 response at weeks 28 and 40 and were re-randomized to maintenance treatment, 82% were PASI 75 responders at 3 years (Week 148). At 5 years (Week 244), 80% of patients (112/140) re-randomized to maintenance treatment were PASI 75 responders.

**Table 14: Summary of PASI response from Week 40 through Week 76 in subjects randomized at Week 40 in PHOENIX 1**

	ustekinumab		ustekinumab		ustekinumab	
	45 mg		90 mg		Combined	
	Placebo	q12 wks	Placebo	q12 wks	Placebo	q12 wks
Patients randomized at Week 40	73	77	87	85	160	162
Week 52 N	73	77	86	85	159	162
≥ 90% improvement	27 (37.0%)	45 (58.4%)	33 (38.4%)	60 (70.6%)	60 (37.7%)	105 (64.8%)
≥ 75% improvement	47 (64%)	67 (87.0%)	53 (61.6%)	77 (90.6%)	100 (62.9%)	144 (88.9%)
≥ 50% improvement	63 (86%)	75 (97.4%)	71 (82.6%)	83 (97.6%)	134 (84.3%)	158 (97.5%)
Week 76 N	71	77	85	82	156	159
≥ 90% improvement	5 (7.0%)	38 (49.4%)	4 (4.7%)	52 (63.4%)	9 (5.8%)	90 (56.6%)
≥ 75% improvement	14 (19.7%)	63 (81.8%)	15 (17.6%)	71 (86.6%)	29 (18.6%)	134 (84.3%)
≥ 50% improvement	22 (31.0%)	74 (96.1%)	27 (31.8%)	79 (96.3%)	49 (31.4%)	153 (96.2%)

### Efficacy of retreatment

In PHOENIX 1, after randomized withdrawal from therapy at week 40, patients reinitiated their original ustekinumab treatment regimen after a loss of  $\geq 50\%$  of PASI improvement. Retreatment with ustekinumab resulted in 71% of evaluated patients regaining PASI 75 response within 8 weeks after reinitiating therapy and 85% of evaluated patients regaining PASI 75 response within 12 weeks after reinitiating therapy.

### Dosing interval adjustment

In PHOENIX 1, Week 28 and Week 40 partial responders and Week 40 nonresponders were adjusted from every-12-week to every-8-week dosing. Approximately 40%-50% of Week 28 partial responders to every-12-week dosing achieved PASI 75 response after adjustment to every-8-week dosing and this proportion of PASI 75 responders was maintained through Week 52. A similar proportion of patients who were PASI 75 responders at Week 28 and subsequently became partial responders or nonresponders at Week 40 achieved PASI 75 response following a dosing interval adjustment to every 8 weeks.

In PHOENIX 2, among patients initially randomized to 90 mg dosing who were partial responders at Week 28, dosing adjustment to every 8 weeks resulted in consistently superior efficacy as compared with continued every 12 weeks dosing: Partial responders randomized to 90 mg every 8 weeks achieved PASI 75 response at more visits between Weeks 40 and 52 than partial responders randomized to continue 90 mg every 12 weeks ( $p = 0.014$ ), and a higher proportion of subjects achieved a PASI 75 response at Week 52 (68.8% with every 8 weeks dosing versus 33.3% with every 12 weeks dosing;  $p = 0.004$ ). Among patients initially randomized to 45 mg dosing who were partial responders at Week 28, response rates were not higher among patients in whom dosing was adjusted to every 8 weeks compared with patients who continued every 12 weeks dosing.

### Quality of life

In PHOENIX 1 and 2, the mean baseline DLQI scores ranged from 11 to 12. In PHOENIX 1, the mean baseline SF-36 Physical Component ranged from 47-49 and the mean baseline SF-36 Mental Component was approximately 50. Quality of life improved significantly in patients randomized to 45 mg or 90 mg ustekinumab compared with patients randomized to placebo as evaluated by DLQI in PHOENIX 1 and 2 and SF-36 in PHOENIX 1. Quality of life improvements were significant as early as 2 weeks in patients treated with ustekinumab ( $p < 0.001$ ) and these improvements were maintained over time with continued dosing.

In PHOENIX 1, 65% and 71% of patients treated with 45 mg and 90 mg of ustekinumab, respectively, showed a clinically meaningful reduction (5 or more points) in DLQI from baseline at week 12 compared to 18% in placebo group ( $p < 0.001$  for both groups compared with placebo).

Furthermore, 33% and 34% of patients treated with 45 mg and 90 mg of ustekinumab, respectively, showed a DLQI score of 0 compared to 1% in the placebo group ( $p < 0.001$  for both groups compared with placebo), indicating no impairment in QOL from disease or treatment in these patients. In PHOENIX 2, 72% and 77% of patients treated with 45 mg and 90 mg of ustekinumab, respectively, showed a clinically meaningful reduction (5 or more points) in DLQI from baseline at Week 12 compared to 21% in placebo group ( $p < 0.001$  for both groups compared with placebo). In addition, 37%

and 39% of patients treated with 45 mg and 90 mg of ustekinumab, respectively, showed a DLQI score of 0 compared to 1% in the placebo group ( $p < 0.001$  for both groups compared with placebo).

In PHOENIX 1, the median baseline NAPSI score for nail psoriasis was 4.0 and the median number of fingernails involved with psoriasis was 8.0. Nail psoriasis improved significantly in patients randomized to 45 mg or 90 mg ustekinumab compared with patients randomized to placebo when measured by the NAPSI score ( $p \leq 0.001$ ). Improvements in physical and mental component summary scores of the SF-36 and in the Itch Visual Analogue Scale (VAS) were also significant in each ustekinumab treatment group compared with placebo ( $p < 0.001$ ). In PHOENIX 2, the Hospital Anxiety and Depression Scale (HADS) and Work Limitations Questionnaire (WLQ) were also significantly improved in each ustekinumab treatment group compared with placebo ( $p < 0.001$ ).

### ACCEPT

Significantly greater proportions of subjects treated with ustekinumab 45 mg (67%;  $p = 0.012$ ) or 90 mg (74%;  $p < 0.001$ ) were PASI 75 responders at Week 12 compared with the etanercept group (56.8%). PASI 90 response was observed in 36% and 45 % of patients in the ustekinumab 45 mg and 90 mg groups, respectively, compared with 23% of patients receiving etanercept ( $p < 0.001$  for each comparison versus etanercept). PASI 100 response was observed in 12% and 21% of patients in the ustekinumab 45 mg and 90 mg groups, respectively, compared to 6% of patients receiving etanercept (Table 15). In addition, a greater proportion of patients in the ustekinumab 45 mg and 90 mg treatment groups achieved a PGA score of “cleared” or “minimal” (65 % and 71 %, respectively) compared with patients in the etanercept treatment group (49 %) ( $p < 0.001$  for each comparison versus etanercept).

**Table 15: Clinical outcomes at Week 12: ACCEPT**

	ACCEPT		
	Etanercept (50mg twice a week)	ustekinumab (at week 0 and week 4)	
		45 mg	90 mg
Patients randomized	347	209	347
<b>PASI response</b>			
PASI 50 response	286 (82%)	181 (87%)	320 (92%) <sup>a</sup>
PASI 75 response	197 (57%)	141 (67%) <sup>b</sup>	256 (74%) <sup>a</sup>
PASI 90 response	80 (23%)	76 (36%) <sup>a</sup>	155 (45%) <sup>a</sup>
PASI 100 response	22 (6%)	25 (12%) <sup>c</sup>	74 (21%) <sup>a</sup>
<b>PGA of Cleared or Minimal<sup>a</sup></b>	170 (49%)	136 (65%) <sup>a</sup>	245 (71%) <sup>a</sup>
<b>PASI 75 RESPONSE BY WEIGHT</b>			
≤ 100 kg			
N	251	151	244
PASI 75 response	154 (61%)	109 (72%)	189 (77%)
> 100 kg			

N	96	58	103
PASI 75 response	43 (45%)	32 (55%)	67 (65%)
<b>PGA of Cleared or Minimal by weight</b>			
≤ 100 kg			
N	251	151	244
PGA response	131 (52%)	110 (73%)	185 (76%)
> 100 kg			
N	96	58	103
PGA response	39 (41%)	26 (45%)	60 (58%)

<sup>a</sup> p <0.001 for ustekinumab 45 mg or 90 mg comparison with etanercept.

<sup>b</sup> p =0.012 for ustekinumab 45 mg comparison with etanercept.

<sup>c</sup> p =0.020 for ustekinumab 45 mg comparison with etanercept.

Greater proportions of subjects in the ustekinumab 45 mg and 90 mg groups achieved PASI 75 responses when compared with subjects in the etanercept group regardless of a subject's previous psoriasis medication history.

### Psoriatic Arthritis

The safety and efficacy of ustekinumab was assessed in two multicenter, randomized, double-blind, placebo-controlled, phase 3 studies, PSUMMIT I and PSUMMIT II, in patients with active psoriatic arthritis. Patients were randomized to receive treatment with either ustekinumab 45 mg, 90 mg, or placebo subcutaneous injections at Weeks 0 and 4 followed by every 12 week (q12w) dosing. The primary endpoint in these studies was the reduction in the signs and symptoms of psoriatic arthritis (PsA) as measured by the percentage of ACR 20 responders at Week 24. Secondary endpoints included change from baseline in Disability Index of the Health Assessment Questionnaire (HAQ-DI), PASI 75, ACR 50, ACR 70 and change from baseline in total radiographic scores of the hands and feet at Week 24. Efficacy data were collected and analyzed through Week 52.

These studies included 927 adult patients (≥18 years) who had active psoriatic arthritis (≥5 swollen joints and ≥5 tender joints, despite disease modifying antirheumatic (DMARD) and/or nonsteroidal anti-inflammatory (NSAID) therapy. Methotrexate (MTX) use was allowed during the studies but was not mandatory. Approximately 50% of patients continued on stable doses of MTX (≤25 mg/week). In PSUMMIT I and PSUMMIT II, 80% and 86% of the patients, respectively, had been previously treated with DMARDs.

In PSUMMIT I patients, who had been previously treated with anti-TNFα therapy, prior to the first study dose, were excluded. In PSUMMIT II, the majority of patients (58%, n=180) had been previously treated with one or more an anti-TNFα agent(s) for at least 8 weeks (14 weeks with infliximab) or had discontinued anti-TNFα for intolerance at any time. Among the patients who had been previously treated with an anti-TNFα agent, over 70% had discontinued their anti-TNFα treatment for lack of efficacy or intolerance.

Patients with each subtype of psoriatic arthritis were enrolled, including polyarticular arthritis with no evidence of rheumatoid nodules (39%, N=362), spondylitis with peripheral arthritis (28%, N=255), asymmetric peripheral arthritis (21%, N=193), distal interphalangeal (DIP) arthritis (12%, N=112) and arthritis mutilans (0.5%, N=5). Over 70% and 40% of the patients in both studies had enthesitis and dactylitis at baseline, respectively.

**Table 16: Summary of patient demographics in PSUMMIT I and PSUMMIT II**

Study #	Study design	Dosage, route of administration and duration	Study subjects (n)	Mean age (Range)	Sex
CNTO1275 PSA3001 (PSUMMIT I)	Double-Blind Placebo- Controlled	Placebo SC (n=206): Placebo SC at Weeks 0, 4,16, and 20 Placebo→45 mg SC at Weeks 24 and 28 followed by q12w dosing through Week 88  45 mg SC (n=205): 45 mg SC at Weeks 0 and 4 followed by q12w dosing through Week 88  90 mg SC (n=204): 90 mg SC at Weeks 0 and 4 followed by q12w dosing through Week 88	615	47.1 (18, 81)	M=330 F=285
CNTO1275 PSA3002 (PSUMMIT II)	Double-Blind Placebo- Controlled	Placebo SC (n=104): Placebo SC at Weeks 0, 4, 16, and 20 45 mg SC at Weeks 24 and 28 followed by q12w dosing through Week 40  45 mg SC (n=103): 45 mg SC at Weeks 0 and 4 followed by q12w dosing through Week 40  90 mg SC (n=105): 90 mg SC at Weeks 0 and 4 followed by q12w dosing through Week 40	312	48.0 (19, 75)	M=148 F=164

## Study Results

### Reduction in Signs and Symptoms

In both studies, a significantly greater proportion of patients achieved ACR 20 and ACR 50 responses at Week 24 in the ustekinumab 45 mg and 90 mg groups compared to placebo (Table 17). In PSUMMIT I, a significantly greater proportion of patients and in PSUMMIT II, a numerically greater proportion of patients (p=NS) achieved ACR 70 responses in the ustekinumab 45 mg and 90 mg groups compared to placebo (Table 17).

**Table 17: Number of patients who achieved ACR 20, ACR 50 and ACR 70 at Week 24**

	PSUMMIT I			PSUMMIT II		
	Placebo (N=206)	ustekinumab		Placebo (N=104)	ustekinumab	
		45 mg (N= 205)	90 mg (N= 204)		45 mg (N= 103)	90 mg (N= 105)
ACR 20	47 (23%)	87 (42%) <sup>a</sup>	101 (50%) <sup>a</sup>	21 (20%)	45 (44%) <sup>a</sup>	46 (44%) <sup>a</sup>
ACR 50	18 (9%)	51 (25%) <sup>a</sup>	57 (28%) <sup>a</sup>	7 (7%)	18 (17%) <sup>b</sup>	24 (23%) <sup>a</sup>
ACR 70	5 (2%)	25 (12%) <sup>a</sup>	29 (14%) <sup>a</sup>	3 (3%)	7 (7%) <sup>c</sup>	9 (9%) <sup>c</sup>

<sup>a</sup> p<0.001, <sup>b</sup> p<0.05, <sup>c</sup> p= NS

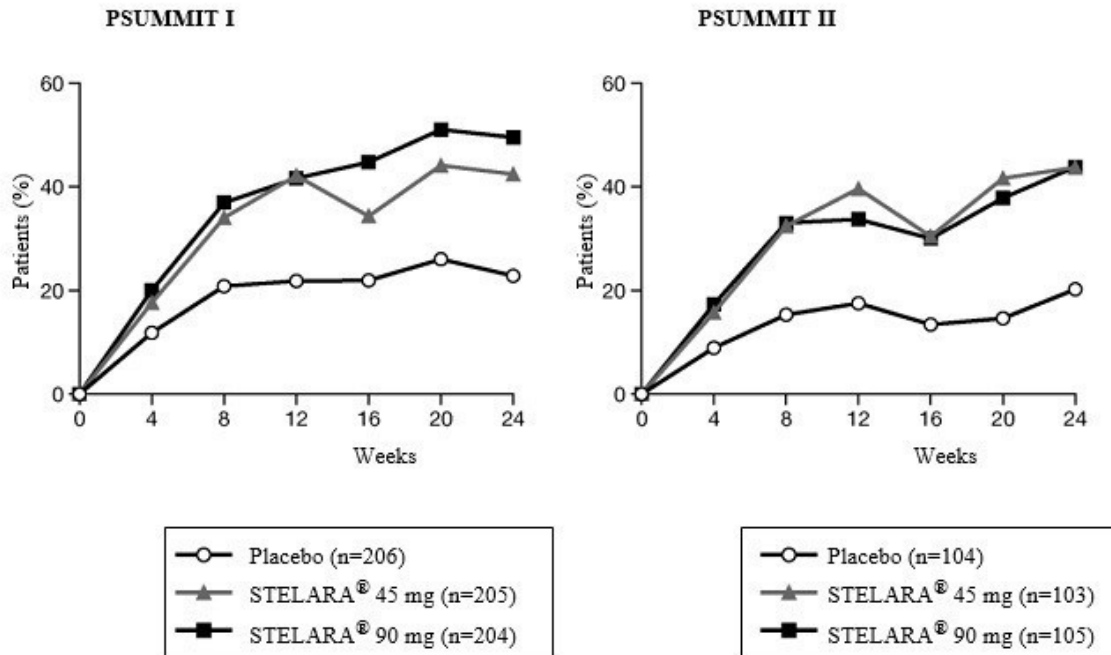
An ACR 20 response (Felson et al, 1995) was defined as:

1. 20% improvement in swollen joint count (66 joints) and tender joint count (68 joints); and
2. 20% improvement in ≥3 of the following 5 assessments:
  - Patient’s assessment of pain [Visual Analog Scale (VAS)]
  - Patient’s global assessment of disease activity (VAS)
  - Physician’s global assessment of disease activity (VAS)
  - Patient’s assessment of physical function as measured by the HAQ-DI
  - CRP

ACR 50 or ACR 70 are similarly defined.

The time course for ACR 20 response rates during the first 24 weeks in both studies for patients receiving ustekinumab or placebo are summarized in Figure 2. During the controlled phase of the studies, ACR 20 responses showed improvement at the first assessment (Week 4) and maximum responses were achieved at Week 20 or 24. ACR 20, 50 and 70 responses continued to improve or were maintained through Week 52.





**Figure 2: Percent of patients achieving ACR 20 response through Week 24**

In PSUMMIT I, of 205 subjects randomized to ustekinumab 45 mg, 153 continued the same dose and were available for evaluation at Week 52. Among those, ACR 20, 50 and 70 responses were achieved by 99 (64.7%), 57 (37.3%) and 34 (22.2%) subjects respectively. Of 204 subjects randomized to ustekinumab 90 mg, 185 were available for evaluation at Week 52. Among those, ACR 20, 50 and 70 responses were achieved by 120 (64.9%), 74 (40%) and 41 (22.2%) subjects respectively.

In PSUMMIT II, of 103 subjects randomized to ustekinumab 45 mg, 68 continued the same dose and were available for evaluation at Week 52. Among those, ACR 20, 50, and 70 responses were achieved by 41 (60.3%), 23 (33.8%) and 11 (16.2%) subjects respectively. Of 105 subjects randomized to ustekinumab 90 mg, 83 were available for evaluation at Week 52. Among those, ACR 20, 50 and 70 responses were achieved by 49 (59%), 26 (31.3%) and 17 (20.5%) subjects respectively.

Additionally, within each weight group ( $\leq 100$  kg and  $> 100$  kg), ACR 20, ACR 50 and ACR 70 responses were consistently higher in the ustekinumab 45 mg and 90 mg groups than in the placebo group (Table 18).

**Table 18: Number of patients who achieved ACR 20, ACR 50 and ACR 70 responses by weight at Week 24**

	PSUMMIT I			PSUMMIT II		
	Placebo (N=206)	ustekinumab		Placebo (N=104)	ustekinumab	
		45 mg (N=205)	90 mg (N=204)		45 mg (N=103)	90 mg (N=105)
Patients randomized with weight ≤100 kg at baseline	154	153	154	74	74	73
ACR 20	39 (25%)	67 (44%)	78 (51%)	17 (23%)	32 (43%)	34 (47%)
ACR 50	14 (9%)	38 (25%)	48 (31%)	6 (8%)	15 (20%)	21 (29%)
ACR 70	5 (3%)	20 (13%)	26 (17%)	3 (4%)	6 (8%)	8 (11%)
Patients randomized with weight >100 kg at baseline	52	52	50	30	29	31
ACR 20	8 (15%)	20 (38%)	23 (46%)	4 (13%)	13 (45%)	12 (39%)
ACR 50	4 (8%)	13 (25%)	9 (18%)	1 (3%)	3 (10%)	3 (10%)
ACR 70	0	5 (10%)	3 (6%)	0	1 (3%)	1 (3%)

Ustekinumab treatment resulted in significantly greater improvement compared with placebo for each ACR component at week 24 (Table 19).

**Table 19: Median percent improvement from baseline in ACR components at Week 24**

	PSUMMIT I			PSUMMIT II		
	Placebo (N=206)	ustekinumab		Placebo (N=104)	ustekinumab	
		45 mg (N=205)	90 mg (N=204)		45 mg (N=103)	90 mg (N=105)
Number of swollen joints <sup>d</sup>	21.54	58.82 <sup>a</sup>	60.00 <sup>a</sup>	0.00	52.94 <sup>b</sup>	50.00 <sup>c</sup>
Number of tender joints <sup>e</sup>	13.61	45.45 <sup>a</sup>	51.51 <sup>a</sup>	0.00	33.33 <sup>a</sup>	35.00 <sup>c</sup>
Patient's assessment of Pain <sup>f</sup>	0.00	31.33 <sup>a</sup>	42.58 <sup>a</sup>	0.00	24.19 <sup>a</sup>	24.29 <sup>a</sup>
Patient global assessment <sup>f</sup>	4.11	32.84 <sup>a</sup>	42.44 <sup>a</sup>	0.00	21.25 <sup>a</sup>	22.54 <sup>a</sup>
Physician global assessment <sup>f</sup>	17.64	48.39 <sup>a</sup>	55.91 <sup>a</sup>	0.83	36.67 <sup>a</sup>	36.11 <sup>a</sup>
Disability index (HAQ-DI) <sup>g</sup>	0.00	22.22 <sup>a</sup>	32.46 <sup>a</sup>	0.00	12.50 <sup>a</sup>	14.29 <sup>a</sup>
CRP (mg/dL) <sup>h</sup>	0.00	38.56 <sup>a</sup>	48.30 <sup>a</sup>	0.00	25.61 <sup>c</sup>	33.69 <sup>a</sup>

<sup>a</sup> p<0.001

<sup>b</sup> p<0.05

<sup>c</sup> p<0.01

<sup>d</sup> Number of swollen joints counted (0-66)

<sup>e</sup> Number of tender joints counted (0-68)

<sup>f</sup> Visual analogue scale; 0=best, 10=worst.

<sup>g</sup> Disability Index of the Health Assessment Questionnaire; 0=best, 3=worst, measures the patient's ability to perform the following: dress/groom, arise, eat, walk, reach, grip, maintain hygiene, and maintain daily activity.

<sup>h</sup> CRP: (Normal Range 0.0-1.0 mg/dL)

In PSUMMIT I and PSUMMIT II, the proportion of subjects with good or moderate Disease Activity Index Score 28 using C-reactive protein (DAS28-CRP) responses and the proportion of subjects in DAS28 remission were greater in both ustekinumab -treated groups compared to placebo at Week 24. DAS28-CRP responses were maintained through Week 52.

### **Methotrexate Use**

The proportion of patients achieving ACR responses were consistently greater in patients treated with ustekinumab than those treated with placebo regardless of concomitant MTX use. Responses observed in the ustekinumab groups were similar in patients receiving or not receiving concomitant MTX. ACR responses were maintained through Week 52 (Table 20).

**Table 20: Summary of patients achieving ACR 20, ACR 50 and ACR 70 responses through Week 24 by methotrexate usage**

PSUMMIT I						
	Receiving MTX at baseline			Not receiving MTX at baseline		
		ustekinumab			ustekinumab	
	Placebo (N=206)	45 mg (N=205)	90 mg (N=204)	Placebo (N=206)	45 mg (N=205)	90 mg (N=204)
Patients randomized	96	99	101	110	106	103
ACR 20	25 (26%)	43 (43%)	46 (46%)	22 (20%)	44 (42%)	55 (53%)
ACR 50	8 (8%)	23 (23%)	27 (27%)	10 (9%)	28 (26%)	30 (29%)
ACR 70	2 (2%)	11 (11%)	13 (13%)	3 (3%)	14 (13%)	16 (16%)
PSUMMIT II						
	Receiving MTX at baseline			Not receiving MTX at baseline		
		ustekinumab			ustekinumab	
	Placebo	45 mg	90 mg	Placebo	45 mg	90 mg

	(N=104)	(N=103)	(N=105)	(N=104)	(N=103)	(N=105)
Patients randomized	49	54	52	55	49	53
ACR 20	14 (29%)	27 (50%)	21 (40%)	7 (13%)	18 (37%)	25 (47%)
ACR 50	4 (8%)	10 (19%)	12 (23%)	3 (5%)	8 (16%)	12 (23%)
ACR 70	2 (4%)	4 (7%)	3 (6%)	1 (2%)	3 (6%)	6 (11%)

### **Prior Anti-TNF $\alpha$ therapy**

PSUMMIT II evaluated 180 patients who were previously treated with one or more anti-TNF $\alpha$  agents for at least 8 weeks (14 weeks with infliximab), or had documented intolerance of anti-TNF $\alpha$  therapy at any time in the past.

Among patients previously treated with anti-TNF $\alpha$  agents, a greater proportion of ustekinumab-treated patients in both the 45 mg and 90 mg groups achieved an ACR 20 response at Week 24 compared to placebo (37% and 34% vs 15%). ACR 20 response was generally maintained through Week 52.

### **Enthesitis and Dactylitis**

For patients with enthesitis and/or dactylitis at baseline, in PSUMMIT I, greater improvement in enthesitis and dactylitis score was observed in the ustekinumab 45 mg and 90 mg groups compared to placebo. For enthesitis, the median improvement was 43% and 50% for each dose group respectively, compared to 0% for placebo. For dactylitis, the median improvement was 75% and 71% for each dose group respectively, compared to 0% for placebo. In PSUMMIT II, a greater improvement was observed in enthesitis score in both doses and in dactylitis score in the 90 mg group compared with the placebo group. In both studies, improvement in enthesitis score and dactylitis score were maintained at Week 52.

### **Psoriasis Skin Response**

In PSUMMIT I and PSUMMIT II, the proportion of patients with psoriasis involvement of  $\geq 3\%$  BSA at baseline who achieved a  $\geq 75\%$  improvement in the PASI assessment at Week 24 was significantly greater in the ustekinumab 45 mg and 90 mg groups compared with the placebo group (Table 21). In both studies the proportion of patients achieving the PASI 75 response was maintained through Week 52.

**Table 21: Number of patients who achieved PASI 75, PASI 90 and PASI 100 responses at Week 24**

	PSUMMIT I			PSUMMIT II		
	Placebo (N=206)	ustekinumab <sup>a</sup>		Placebo (N= 104)	ustekinumab <sup>a</sup>	
		45 mg (N=205)	90 mg (N=204)		45 mg (N=103)	90 mg (N=105)
Patients with $\geq 3\%$ BSA psoriasis skin	146	145	149	80	80	81

involvement at baseline						
PASI 75	16 (11%)	83 (57%)	93 (62%)	4 (5%)	41 (51%)	45 (56%)
PASI 90	4 (3%)	60 (41%)	65 (44%)	3 (4%)	24 (30%)	36 (44%)
PASI 100	2 (1%)	29 (20%)	41 (28%)	1 (1%)	13 (16%)	17 (21%)

<sup>a</sup> p<0.001 for 45 mg or 90 mg comparison with placebo.

Additionally, within each weight group ( $\leq 100$  kg and  $> 100$  kg), PASI 75, 90 and 100 responses were consistently higher in the ustekinumab 45 mg and 90 mg groups than in the placebo group. In both studies, the proportion of patients who achieved a PASI 75 response at Week 24 was consistently higher in ustekinumab 45 mg and 90 mg groups compared with placebo regardless of concomitant MTX use. PASI 75 responses were maintained through Week 52.

### Radiographic Response

Structural damage in both hands and feet was assessed by readers unaware of treatment group and order of visits, and expressed as change in total van der Heijde-Sharp score (vdH-S score), modified for PsA by addition of hand distal interphalangeal (DIP) joints, compared to baseline. A pre-specified major secondary endpoint based on the integrated analysis combining data from 927 subjects in both PSUMMIT I and PSUMMIT II was performed. At Week 24, based on this integrated analysis, patients treated with either ustekinumab 45 mg (n=308, mean change in total vdH-S score=0.40) or 90 mg (n=309, mean change=0.39) demonstrated significantly less progression of structural damage compared to placebo (n=310, mean change=0.97),  $p<0.05$  and  $p<0.001$  for the 45 mg and 90 mg groups, respectively. This effect was demonstrated irrespective of concomitant MTX use, and was maintained through Week 52.

Similar results were seen in PSUMMIT I for patients treated with either ustekinumab 45 mg (n=205, mean change=0.28) or 90 mg (n=204, mean change=0.17) compared to placebo (n=206, mean change=1.20). In PSUMMIT II, the mean change was 0.66 for 45 mg (n=103), 0.81 for 90 mg (n=105) and 0.51 for placebo (n=104).

### Physical Function and Health-Related Quality of Life

In PSUMMIT I and PSUMMIT II, physical function and health-related quality of life were assessed using the Disability Index of the Health Assessment Questionnaire (HAQ-DI) and the SF-36 health survey.

Patients treated with ustekinumab 45 mg and 90 mg showed significant improvement in physical function as assessed by the HAQ-DI at Week 24 as compared to placebo in both PSUMMIT I and PSUMMIT II. The proportion of patients achieving a clinically meaningful  $\geq 0.3$  improvement in HAQ-DI score from baseline at Week 24 was also significantly greater in the ustekinumab groups when compared with placebo. Improvement was observed at the first assessment (Week 4), reached maximum at Week 12 and was maintained through Week 24. In both studies the improvement in HAQ-DI at Week 24 was consistently greater in the ustekinumab 45 mg and 90 mg groups compared with placebo regardless of concomitant MTX use. Improvement in HAQ-DI score from baseline was maintained at Week 52 (Table 22).

**Table 22: Improvement in physical function as measured by HAQ-DI at Week 24**

	PSUMMIT I			PSUMMIT II		
	ustekinumab			ustekinumab		
	Placebo (N=206)	45 mg (N=205)	90 mg (N=204)	Placebo (N=104)	45 mg (N=103)	90 mg (N=105)
HAQ-DI Baseline Score						
N	204	205	204	104	103	104
Mean (SD)	1.24 (0.647)	1.22 (0.610)	1.22 (0.634)	1.25 (0.723)	1.34 (0.704)	1.29 (0.666)
Median	1.25	1.25	1.25	1.25	1.38	1.25
Improvement in HAQ-DI						
N <sup>c</sup>	206	205	204	104	103	105
Mean (SD)	0.10 (0.390)	0.31 (0.521)	0.40 (0.514)	0.03 (0.380)	0.21 (0.461)	0.22 (0.436)
Median	0.00	0.25 <sup>a</sup>	0.25 <sup>a</sup>	0.00	0.13 <sup>b</sup>	0.25 <sup>a</sup>
HAQ-DI Responders*	58 (28%)	98 (48%) <sup>a</sup>	97 (48%) <sup>a</sup>	17 (16%)	35 (34%) <sup>b</sup>	40 (38%) <sup>a</sup>

<sup>a</sup> p<0.001<sup>b</sup> p<0.01<sup>c</sup> Includes all randomized subjects

\* achieving a ≥ 0.3 improvement from baseline

In PSUMMIT I, of 205 subjects randomized to ustekinumab 45 mg, 153 continued the same dose and were available for evaluation at Week 52. Among those, the HAQ-DI response was achieved by 83 (54.2%) subjects. Of 204 subjects randomized to ustekinumab 90 mg, 185 were available for evaluation at Week 52. Among those, HAQ-DI response was achieved by 102 (55.1%) subjects.

In PSUMMIT II, of 103 subjects randomized to ustekinumab 45 mg, 68 continued the same dose and were available for evaluation at Week 52. Among those, the HAQ-DI response was achieved by 29 (42.6%) subjects. Of 105 subjects randomized to ustekinumab 90 mg, 83 were available for evaluation at Week 52. Among those, HAQ-DI response was achieved by 44 (53%) subjects.

In both PSUMMIT I and PSUMMIT II, at Week 24, the change from baseline in the SF-36 physical component summary (PCS) scores was significantly greater in the ustekinumab 45 mg and 90 mg groups compared with the placebo group. In both studies, the change from baseline in the SF-36 mental component summary (MCS) scores at Week 24 was greater in both ustekinumab groups compared with the placebo group. In both studies, the change from baseline in the SF-36 PCS and MCS scores was maintained at Week 52.

The DLQI was assessed by comparing the change in DLQI scores from baseline for those patients with ≥3% BSA at baseline. In both studies at Week 24, there was a greater improvement from baseline in DLQI scores in both the ustekinumab 45 mg and 90 mg groups as compared with placebo and the improvement was maintained at Week 52.

In PSUMMIT II, the improvement from baseline in Functional Assessment of Chronic Illness Therapy-Fatigue (FACIT-F) scores at Week 24 was greater in the ustekinumab 45 mg and 90 mg groups compared with the placebo group. Similarly, the percentage of patients with clinically meaningful improvement in fatigue from baseline (4 points in FACIT-F) was greater in both dose groups compared with the placebo group. The change from baseline in the FACIT-F scores was maintained at Week 52.

### **Crohn's Disease**

The safety and efficacy of ustekinumab were evaluated in three randomized, double-blind, placebo-controlled clinical trials in adult patients with moderately to severely active Crohn's disease (Crohn's Disease Activity Index [CDAI] score of 220 to 450). The clinical development program consisted of two 8-week IV induction studies (UNITI-1 and UNITI-2) followed by a 44-week subcutaneous randomized withdrawal maintenance study (IM-UNITI) representing 52 weeks of therapy (Table 23).

**Table 23: Summary of controlled clinical trials supporting safety and efficacy in patients with CD**

Study #	Study Design	Dosage: Route of Administration and Duration	Study Subjects (n)	Median Age (Range)	Sex
<b>UNITI-1 (Induction)</b>	Multicentre, double-blinded, randomized, placebo-controlled	IV administration at Week 0	741	36 (18, 71)	M: 317, 43 F: 424, 57
		Placebo	247		
		Ustekinumab I.V. 130 mg	245		
		Ustekinumab I.V. ~6 mg/kg <sup>a</sup>	249		
<b>UNITI-2 (Induction)</b>	Multicentre, double-blinded, randomized, placebo-controlled	IV administration at Week 0	628	37.0 (18, 77)	M:293, 47 F:335, 53
		Placebo	210		
		Ustekinumab I.V. 130 mg	209		
		Ustekinumab I.V. ~6 mg/kg <sup>a</sup>	209		
<b>IM-UNITI (Maintenance)</b>	Multicentre, double-blinded, placebo-controlled randomized-withdrawal,	SC administration at Week 0 <sup>b</sup> , and then q8w or q12w for 44 weeks	397	36.0 (18, 75)	M:173, 44 F: 224, 56
		placebo	133		
		Ustekinumab 90 mg q8w	132		
		Ustekinumab 90 mg q12 w	132		

<sup>a</sup> tiered weight-based dose approximating 6 mg/kg (see 4 DOSAGE AND ADMINISTRATION)

<sup>b</sup> 8 weeks following the intravenous dose of Stelara I.V.

### **Induction Studies: UNITI-1 and UNITI-2**

UNITI-1 and UNITI-2 studies included 1409 (UNITI-1, n=769; UNITI-2 n=640) patients. Of these subjects, 1368 (UNITI-1, n=741; UNITI-2, n=627) patients are included in the final efficacy analysis. In both studies, patients were permitted to concomitantly receive oral 5-ASA compounds, immunomodulators, corticosteroids, and/or antibiotics. Patients were randomized to receive a single IV administration of

either 130 mg ustekinumab I.V., or approximately 6 mg/kg ustekinumab I.V. designed as a tiered dose based on patient body weight (Table 2) or placebo at Week 0.

The primary endpoint for UNITI-1 and UNITI-2 was clinical response defined as a reduction in CDAI score of  $\geq 100$  points or CDAI score  $< 150$  (for subjects with a baseline CDAI score of  $\geq 220$  to  $\leq 248$ ) at Week 6. Secondary endpoints included clinical remission (CDAI score of  $< 150$  points) at Week 8, clinical response at Week 8, 70-point response at Week 3, and 70-point response at Week 6. Efficacy data were collected and analyzed through Week 8 for both studies.

In UNITI-1, patients had failed or were intolerant to prior anti-TNF $\alpha$  therapy. At baseline, patients had a median (min, max) baseline CDAI score of 317 (198, 515), and approximately 46% (n=340) patients were receiving corticosteroids (including budesonide) and 31.4% of patients were receiving immunomodulators. Approximately 48% had failed 1 prior anti-TNF $\alpha$  therapy and 52% had failed 2 or 3 prior anti-TNF $\alpha$  therapies (40.8% and 10.4%, respectively). In this study, 29.1% patients had an inadequate initial response (primary non-responders), 69.4% responded but subsequently lost response (secondary non-responders), and 36.4% were intolerant to anti-TNF $\alpha$  therapies.

Patients in UNITI-2 had failed at least one conventional therapy (corticosteroids or immunomodulators) and were either anti-TNF $\alpha$  naïve (68.6%) or had previously received but not failed anti-TNF $\alpha$  therapy (31.4%). At baseline, patients had a median (min, max) baseline CDAI score of 292.5 (198, 608), and approximately 40% patients were receiving corticosteroids (including budesonide) and 35% patients were receiving immunomodulators.

#### Maintenance: IM-UNITI

The maintenance study (IM-UNITI) evaluated 388 patients who achieved clinical response ( $\geq 100$  point reduction in CDAI score or CDAI score  $< 150$  [patients with a baseline CDAI score of  $\geq 220$  to  $\leq 248$ ]) at Week 8 of induction with ustekinumab I.V. in UNITI-1 or UNITI-2 out of 397 patients who were randomized into the study. Of those, approximately 60% of the patients entered the maintenance study in remission. Patients were randomized to receive a subcutaneous maintenance regimen of either 90 mg ustekinumab every 8 weeks, 90 mg ustekinumab every 12 weeks or placebo for an additional 44 weeks. Patients who completed the maintenance study through Week 44 were eligible to continue treatment through Week 272. An efficacy analysis was performed at Week 92 of the extension study.

Concomitant doses of oral 5-ASA compounds, immunomodulators, corticosteroids and antibiotics were permitted. At baseline, 45.6% of patients were receiving corticosteroids and 35% of patients were receiving immunomodulators. Corticosteroids were tapered at the start of the maintenance trial and during the trial in patients in clinical response. The primary endpoint was clinical remission (CDAI  $< 150$ ) at Week 44 of maintenance. Secondary endpoints assessed at Week 44 of maintenance included clinical response, clinical remission among ustekinumab treated patients in clinical remission after induction, corticosteroid-free remission, and clinical remission in the subset of patients who were refractory or intolerant to anti-TNF $\alpha$  treatment. Other endpoints and planned analyses included evaluations for inflammatory markers, such as C-reactive protein and fecal calprotectin, fistula response, and patient reported outcomes.



## Study Results

### Induction of Response and Remission

In these induction studies, efficacy was higher and better sustained in the tiered dose group compared to the 130 mg dose group, and tiered dosing is therefore the recommended IV induction dose. In both UNITI-1 and UNITI-2, a significantly greater proportion of patients were in clinical response at Week 6 and remission at Week 8 in the group treated with ustekinumab I.V. compared to placebo (Table 24, Figure 3). Clinical response and remission were observed as early as Week 3 in ustekinumab I.V. treated patients and continued to improve through Week 8 (Figure 3)

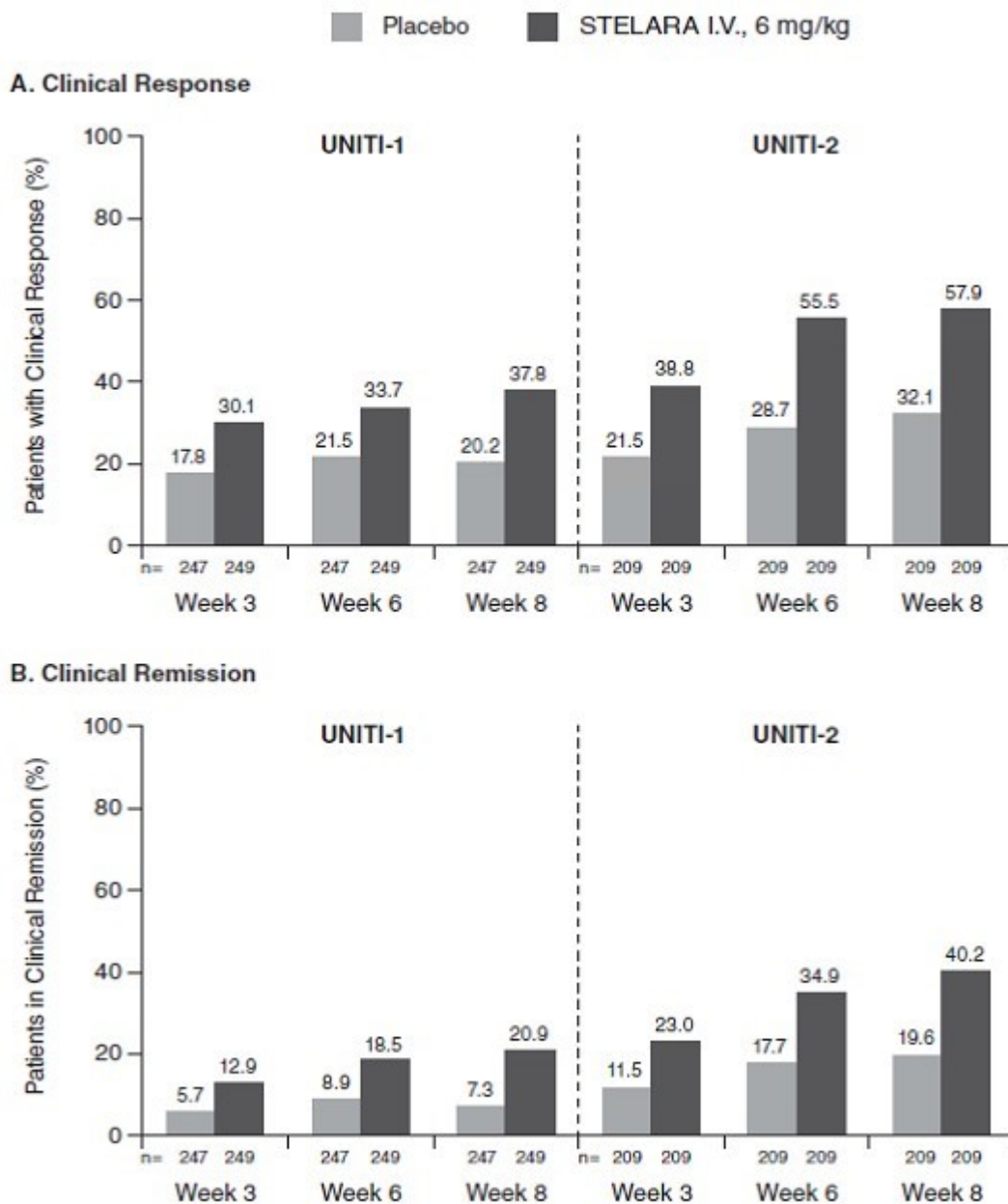
**Table 24: Induction of Clinical Response and Remission in UNITI-1\* and UNITI 2\*\***

	UNITI-1			UNITI-2		
	Placebo N=247	Ustekinumab I.V. N=249	Treatment difference, 95% CI and p- value	Placebo N=209	Ustekinumab I.V. N=209	Treatment difference, 95% CI and p- value
Clinical Response Week 6 <sup>c</sup>	53 (21.5%)	84 (33.7%)	12% (4%, 20%) p = 0.003 <sup>ab</sup>	60 (28.7%)	116 (55.5%)	27% (18%, 36%) p < 0.001 <sup>ab</sup>
Clinical Remission, Week 8 <sup>c</sup>	18 (7.3%)	52 (20.9%)	14% (8%, 20%) p < 0.001 <sup>ab</sup>	41 (19.6%)	84 (40.2%)	21% (12%, 29%) p < 0.001 <sup>ab</sup>
Clinical Response Week 8 <sup>c</sup>	50 (20.2%)	94 (37.8%)	18% (10%, 25%) p < 0.001 <sup>ab</sup>	67 (32.1%)	121 (57.9%)	26% (17%, 35%) p < 0.001 <sup>ab</sup>
70 Point Response, Week 6 <sup>c</sup>	75 (30.4%)	109 (43.8%)	13% (5%, 22%) p = 0.002 <sup>ab</sup>	81 (38.8%)	135 (64.6%)	19% (10%, 28%) p < 0.001 <sup>ab</sup>
70 Point Response, Week 3 <sup>c</sup>	67 (27.1%)	101 (40.6%)	13% (5%, 22%) p < 0.001 <sup>ab</sup>	66 (31.6%)	106 (50.7%)	26% (17%, 35%) p < 0.001 <sup>ab</sup>
Clinical remission is defined as CDAI score < 150; Clinical response is defined as reduction in CDAI score by at least 100 points or being in clinical remission (for subjects with a baseline CDAI score of ≥ 220 to ≤ 248).						
70 point response is defined as reduction in CDAI score by at least 70 points						
* Patients who failed or were intolerant to anti-TNF α agents						
** Patients who failed or were intolerant to corticosteroids or immunomodulators. Patients may have previously received but not failed an anti- TNF α agent or were never treated with an anti-TNF α agent						
<sup>a</sup> Based on a Cochran-Mantel-Haenszel chi-square test, stratified by study region (Asia, Eastern Europe,						

or Rest of World), CDAI score ( $\leq 300$  or  $> 300$ ), and initial response to TNF antagonist therapy (yes or no; CRD3001 only)

<sup>b</sup> To control the overall Type I error rate at the 0.05 significance level, the endpoints were tested in the hierarchical order presented in this table

<sup>c</sup> Subjects who had a prohibited Crohn's disease-related surgery, had prohibited concomitant medication changes, or had insufficient data to determine response and remission status were considered to not be in response or remission.



**Figure 3: Proportion of ustekinumab I.V. treated patients in clinical response (A) and remission (B) through Week 8 in UNITI-1 and UNITI-2 studies**

Anti-TNF $\alpha$  Naïve group

UNITI-2 evaluated 246 patients (69% of the UNITI-2 population) who have had an inadequate response, loss of response or were intolerant to conventional therapy but have never been exposed to anti-TNF  $\alpha$  agents. Among this subgroup of patients, 56.3% of ustekinumab I.V.-treated patients and 32.6% of patients treated with placebo achieved a clinical response at Week 6.

Maintenance of Response and Remission

In IM-UNITI, significantly higher proportions of patients maintained clinical remission and response in the ustekinumab treated groups as compared to placebo at Week 44 of maintenance (Table 25).

**Table 25: Maintenance of Clinical Response and Remission in IM-UNITI (Week 44; 52 weeks from initiation of the induction dose)**

	Placebo* N=131†	90 mg Ustekinumab every 12 weeks N=129†	Treatment difference, 95% CI and p- value	90 mg Ustekinumab every 8 weeks N=128†	Treatment difference, 95% CI and p- value
Clinical Remission <sup>c</sup> n (%)	47 (35.9%)	63 (48.8%)	13% (1%, 25%) p = 0.040 <sup>ab</sup>	68 (53.1%)	17% (5%, 29%) p = 0.005 <sup>ab</sup>
Clinical Response <sup>c</sup> n (%)	58 (44.4%)	75 (58.1%)	14% (2%, 26%) p = 0.033 <sup>ab</sup>	76 (59.4%)	15% (3%, 27%) p = 0.018 <sup>ab</sup>
Clinical Remission in patients in remission at the start of maintenance therapy <sup>c</sup> n/N (%)	36/79 (45.6%)	44/78 (56.4%)	10.8% (-5%, 26%) p = 0.189 <sup>abd</sup>	52/78 (66.7%)	21% (6%, 36%) p = 0.007 <sup>ab</sup>

Clinical remission is defined as CDAI score < 150; Clinical response is defined as reduction in CDAI of at least 100 points or being in clinical remission (for subjects with a baseline CDAI score of  $\geq$  220 to  $\leq$  248)

\* The placebo group consisted of patients who were in response to ustekinumab and were randomized to receive placebo at the start of maintenance therapy.

† Patients who achieved a clinical response to ustekinumab I.V. at start of maintenance therapy

<sup>a</sup> Based on a Cochran-Mantel-Haenszel chi-square test, stratified by clinical remission status at Week 0 (yes or no), ustekinumab I.V. induction dose (130 mg or tiered doses approximating ustekinumab 6 mg/kg), and induction study (UNITI-1 or UNITI-2)

<sup>b</sup> To control the overall Type I error rate at the 0.05 significance level, the endpoints were tested in the hierarchical order presented in this table for the q8w dosing regimen and then in the same hierarchical order for the q12w regimen.

<sup>c</sup> Subjects who had a prohibited Crohn's disease-related surgery, had a loss of response, had prohibited

concomitant medication changes, discontinued study agent due to lack of efficacy or due to an adverse event indicated to be of worsening Crohn's disease, or had insufficient data to determine the response and remission status were considered to not be in response or remission.

<sup>d</sup> p-value is not significant at the 0.05 level of significance.

Patients who were not in clinical response 8 weeks after ustekinumab I.V. induction were not included in the primary efficacy analysis for IM-UNITI; however, these patients were eligible to receive a 90 mg subcutaneous injection of ustekinumab upon entry in IM-UNITI. Of these patients, 236/467 (50.5%) achieved clinical response eight weeks later and were followed for the duration of the study.

In IM-UNITI, patients who did not maintain response to ustekinumab when treated every 12 weeks were allowed to increase the frequency of dosing and receive ustekinumab every 8 weeks.

In these patients (n=29), 55% and 41% achieved clinical response and clinical remission respectively 16 weeks after dosing frequency adjustment.

Of the randomized patients in clinical remission at Week 44 who entered the long-term extension, 57/69 (83%) and 52/65 (80%) of patients who received ustekinumab q8w and q12w respectively were in clinical remission at Week 92. Of the randomized patients in clinical response at Week 44 who entered the long-term extension, 64/78 (82%) and 69/82 (84%) of patients who received ustekinumab q8w and q12w respectively were in clinical response at Week 92.

#### Corticosteroid Use in Maintenance

At Week 44, 47% and 43% of patients who received ustekinumab q8w and q12w respectively were corticosteroid-free and in clinical remission compared to 30% of patients in the placebo group. In the subgroup of patients who were on corticosteroids at baseline, 30% of subjects in the ustekinumab treated groups were corticosteroid free and in clinical remission at Week 44, compared to 15% in the placebo group.

#### Endoscopic Assessment of Bowel Mucosa

Mucosal disease of the bowel (ileum and colon) was evaluated in 252 patients with baseline endoscopic disease activity in a substudy. At Week 8, after a single IV induction dose, the reduction in Simplified Endoscopic Activity Score for Crohn's Disease (SES-CD) was -3.0 in patients treated with ustekinumab I.V. (n=83), compared -0.7 in patients treated with placebo (n=97).

#### Other Health Related Outcomes

Health-related quality of life was assessed by the disease specific instrument, Inflammatory Bowel Disease Questionnaire (IBDQ). In UNITI-1, the median change from baseline in the IBDQ score at Week 8 was 20 in the group treated with ustekinumab I.V. compared with 7 in the placebo group. The corresponding changes in UNITI-2 are 29 in the group treated with ustekinumab I.V. compared with 9 in the placebo group. At Week 44, the median change in IBDQ scores from Week 0 of the maintenance study was -2.5 in the ustekinumab q12w dose group and -2.0 in the ustekinumab q8w dose group, compared with -14.5 in the placebo group.

## 15 MICROBIOLOGY

No microbiological information is required for this drug product.

## 16 NON-CLINICAL TOXICOLOGY

The toxicity of ustekinumab was specifically evaluated in a number of nonclinical studies. An overview of these toxicity studies is provided in Table 26.

**General Toxicology:** In repeated-dose toxicity studies in cynomolgus monkeys, ustekinumab was well tolerated following IV doses up to 45 mg/kg/week for up to 1 month and following twice-weekly SC doses up to 45 mg/kg for 6 months. There were no ustekinumab-related findings in the immunotoxicity and cardiovascular safety pharmacology evaluations. In histopathology evaluations there were no preneoplastic changes observed. No evidence of ustekinumab-related local intolerance was observed in examinations of subcutaneous injection sites in a local tolerance study and in the chronic subcutaneous toxicity study.

The 45 mg/kg dose is approximately 45-fold higher than the highest equivalent dose intended to be administered to patients with psoriasis (based on administration of a 90 mg SC dose to a 90 kg patient) and the average C<sub>max</sub> value observed following the last SC 45 mg/kg dose in the 6-month chronic toxicity study in cynomolgus monkeys was approximately 118-fold higher than the median C<sub>max</sub> value of ustekinumab observed following 4 weekly 90 mg SC doses in psoriasis patients.

### Carcinogenicity

The carcinogenic potential has not been evaluated.

### Genotoxicity

The genotoxic potential has not been evaluated.

### Reproductive and Developmental Toxicology

Three developmental toxicity studies were conducted in cynomolgus monkeys. No ustekinumab-related maternal toxicity, abortions, still- births, embryotoxicity, developmental delays, malformations or birth defects were observed at doses up to 45 mg/kg following weekly or twice weekly administration of ustekinumab via the IV or SC routes, respectively. In neonates born from pregnant monkeys treated with ustekinumab, no adverse effects on growth or functional development were observed and no deficits were observed in immunotoxicity evaluations. In a male fertility study in cynomolgus monkeys, no ustekinumab-related effects on mating behaviour, sperm parameters, or serum concentrations of male hormones were observed following twice weekly subcutaneous administration of ustekinumab at doses up to 45 mg/kg.

A female fertility toxicity study was conducted in mice using an analogous antibody that binds to and

inhibits IL-12 and IL-23 activity in mice. Twice weekly subcutaneous administration of the anti-mouse IL-12/23 antibody was well tolerated at doses up to 50 mg/kg and no adverse effects on female fertility parameters were observed.

**Table 26: Non-Clinical Toxicology Studies with ustekinumab**

Study	Species/ Strain	Route	Duration of Dosing	Doses (mg/kg)	Results
<b>Repeat-Dose Toxicity</b>					
Subchronic toxicity	Monkey/ Cynomolgus	IV	1 month	9, 45 weekly	No treatment-related signs of toxicity.
Subchronic toxicity	Monkey/ Cynomolgus	IV	1 month	9, 45 weekly	No treatment-related signs of toxicity.
Chronic toxicity	Monkey/ Cynomolgus	SC	6 months	22.5, 45 twice weekly	No treatment-related signs of toxicity. No preneoplastic changes observed on histopathology.
<b>Reproductive and Developmental Toxicity</b>					
Embryofetal Development	Monkey/ Cynomolgus	IV	Pregnant females: gestation day 20 to gestation day 50	9, 45 weekly	No maternal or fetal abnormalities were observed.
Embryofetal Development	Monkey/ Cynomolgus	SC	Pregnant females: gestation day 20 – gestation day 51	22.5, 45 twice weekly	A statistically significant increase in maternal 17 $\beta$ -estradiol levels relative to the control group was observed on days 80 and 100 of gestation in the 22.5 and 45 mg/kg groups. However, foetal 17 $\beta$ -estradiol levels were not affected, and there were no other treatment-related maternal or foetal abnormalities observed at either dose level.
Male fertility	Monkey/	SC	Males: 13 weeks	22.5, 45 twice	No changes in fertility

Study	Species/ Strain	Route	Duration of Dosing	Doses (mg/kg)	Results
	Cynomolgus			weekly	parameters observed.
Female fertility	Mouse/Crl CD-1	SC	Beginning 15 days before cohabitation and continuing through day 7 of presumed gestation	25, 50 twice weekly	No maternal or fetal abnormalities were observed.
Embryofetal and pre- and postnatal development	Monkey/ Cynomolgus	SC	Pregnant females: gestation day 20 – postpartum day 30	22.5, 45 twice weekly	No effects on pregnancy or delivery; or morphological, functional and immunological developmental parameters of offspring.  Ustekinumab was detected in the milk of lactating monkeys.
<b>Local Tolerance</b>					
Pharmacokinetics and injection site irritation	Monkey/ Cynomolgus	SC	18 days	45 twice weekly	Minimal signs of local irritation at injection sites were observed, with no associated histopathologic findings.
<b>Other Toxicity Studies</b>					
Tissue cross- reactivity	Human Tissues	In vitro		1.13,11.3, 113, 225 mg/mL	No binding to nontarget normal human tissues.
Tissue cross- reactivity	Human Tissues	In vitro		1.13,11.3, 113, 225 mg/mL	No binding to nontarget normal human tissues
Asthma model	Monkey/ Cynomolgus	IV	Single dose	9, 45	No exacerbation of pulmonary function or cellular responses.
Asthma model	Monkey/ Cynomolgus	IV	1 week	45	No exacerbation of pulmonary function or cellular responses.

## 17 SUPPORTING PRODUCT MONOGRAPHS

1. <sup>Pr</sup>STELARA® (ustekinumab injection) / <sup>Pr</sup>STELARA® I.V. (ustekinumab for injection), Submission Control No: 267288, Product Monograph, Janssen Inc. January 5, 2023.



## PATIENT MEDICATION INFORMATION

### READ THIS FOR SAFE AND EFFECTIVE USE OF YOUR MEDICINE

<sup>Pr</sup>Steqeyma<sup>®</sup>

**ustekinumab**

This Patient Medication Information is written for the person who will be taking **Steqeyma**. This may be you or a person you are caring for. Read this information carefully. Keep it as you may need to read it again.

This Patient Medication Information is a summary. It will not tell you everything about this medication. If you have questions about the condition this medication is for or want more information about **Steqeyma**, talk to a health professional.

**Steqeyma** is a biosimilar biologic drug (biosimilar) to the reference biologic drug Stelara. A biosimilar is authorized based on its similarity to a reference biologic drug that was already authorized for sale.

#### What is Steqeyma used for?

- **Adults with Plaque Psoriasis**

Steqeyma is a prescription medicine that is approved for adults with moderate to severe plaque psoriasis that is chronic (doesn't go away).

- **Adults with Psoriatic Arthritis**

Steqeyma is a prescription medicine that is approved for adults with active psoriatic arthritis.

Psoriatic arthritis is an inflammatory disease of the joints, usually accompanied by psoriasis. If you have active psoriatic arthritis, you will be given Steqeyma by injection under the skin, alone or in combination with methotrexate, to reduce signs and symptoms of your arthritis, help improve your ability to perform daily activities (such as dressing, walking and climbing stairs) and improve your psoriasis.

- **Adults with Crohn's disease**

Steqeyma/Steqeyma I.V. is a prescription medicine that is approved for adults with moderately to severely active Crohn's disease. For patients with Crohn's disease, the first dose, Steqeyma I.V., is given by an intravenous infusion, through a needle placed in a vein. Subsequent doses of Steqeyma are given by injection under the skin.

Crohn's disease (CD) is a chronic inflammatory bowel disorder. If you have moderately to severely active Crohn's disease that has not responded to other medications and you are an adult, you may be given Steqeyma/Steqeyma I.V. to help relieve your symptoms and keep the disease under control.

Steqeyma/Steqeyma I.V. may help reduce or stop the use of your corticosteroid medication.

#### How does Steqeyma work?

Steqeyma blocks the action of two proteins in your body called interleukin 12 (IL-12) and interleukin 23 (IL-23). In people with psoriasis, psoriatic arthritis or Crohn's disease, their immune system may attack parts of their body and that attack uses IL-12 and IL-23.

Ustekinumab can block the IL-12 and IL-23 from causing the immune system to attack the skin, nails, joints or the digestive tract.

### **What are the ingredients in Steqeyma?**

Medicinal ingredients: ustekinumab

Non-medicinal ingredients: L-histidine, L-histidine monohydrochloride monohydrate, polysorbate 80, sucrose and water for injection. No preservatives are present.

### **Steqeyma comes in the following dosage forms:**

#### **Pre-filled Syringe:**

- 45 mg / 0.5 mL
- 90 mg / 1.0 mL

### **Do not use Steqeyma if:**

- you have a serious infection such as tuberculosis, infections caused by bacteria or fungi, and bacterial infections that have spread throughout the body (sepsis).
- you have had an allergic reaction to Steqeyma, Steqeyma I.V., or any of the other ingredients in Steqeyma. See below for a complete list of ingredients in Steqeyma.
- after the expiration date on the label.
- the seal is broken.
- the liquid is discoloured, cloudy or you can see other particulate matter floating in it.
- you know or think that it may have been exposed to extreme temperatures (such as accidentally frozen or heated).

You should not receive a live vaccine while taking Steqeyma.

If you used Steqeyma while pregnant, tell your baby's health professional about your Steqeyma use before the baby receives any vaccine, including live vaccines, such as the BCG vaccine (used to prevent tuberculosis), rotavirus vaccine, or any other live vaccines.

Always keep medicine out of the reach of children.

### **To help avoid side effects and ensure proper use, talk to your health professional before you take Steqeyma. Talk about any health conditions or problems you may have, including if you:**

- ever had an allergic reaction to Steqeyma or Steqeyma I.V. Ask your health professional if you are not sure.
- have any kind of infection even if it is very minor.
- have an infection that won't go away or a history of infection that keeps coming back.
- have burning when you urinate.
- have diarrhea or abdominal pain.

- have had TB (tuberculosis), notice blood in your phlegm or if you have recently been near anyone who might have TB.
- have or have had any type of cancer.
- have any new or changing skin lesions.
- have recently received or are scheduled to receive a vaccine. Tell your health professional if anyone in your house needs a vaccine. The viruses in some vaccines can spread to people with a weakened immune system and can cause serious problems.
- are receiving or have received “allergy shots”, especially for serious allergic reactions.
- are pregnant, think you might be pregnant, planning to become pregnant, or breast-feeding. Steqeyma may pass into your breast milk in small amounts.

**Contact your health professional immediately:**

- if you develop signs of a serious allergic reaction such as skin rash, swollen face, lips, mouth, throat, wheezing, dizziness, trouble swallowing or breathing.
- if you develop headache, vision problems, seizures or change in mental status (for example, confusion).

There is limited experience with Steqeyma in pregnant and breast-feeding women. If you are a woman of childbearing potential, you should use effective contraception when starting Steqeyma and talk to your health professional before planning to conceive a child. If you are pregnant or breast-feeding, your health professional will help you decide whether or not to use Steqeyma.

**Tell your health professional about all the medicines you take, including any drugs, vitamins, minerals, natural supplements or alternative medicines.**

Know the medicines you take. Keep a list of your medicines and show them to your health professionals when you get a new medicine.

**The following may (also) interact with Steqeyma:**

- Steqeyma may change the way the body responds to live vaccines.
- Steqeyma may interact with other medications that decrease the activity of the immune system.

Your health professional will assess your health before each treatment.

If you have questions, ask your health professional.

**How to take Steqeyma:**

**Instructions for injecting Steqeyma under the skin yourself:**

Steqeyma may be injected by your health professional. However, your health professional may decide that it is right for you or your caregiver to learn how to inject Steqeyma under the skin (subcutaneously) yourself. Before you self-inject Steqeyma, you must be trained by a health professional. If you or your caregiver have not been trained, please contact your health professional to schedule a training session. Call your health professional if you have any questions about giving yourself an injection. Steqeyma is not to be mixed with other liquids for injection.

## INSTRUCTIONS FOR INJECTING Steqeyma USING A PRE-FILLED SYRINGE

At the start of treatment, your health professional will assist you with your first injection. However, you and your doctor may decide that you may inject Steqeyma yourself. If this happens, you will get training on how to inject Steqeyma. Talk to your doctor if you have any questions about giving yourself an injection.

- **Do not** mix Steqeyma with other liquids for injection.
- **Do not** shake Steqeyma pre-filled syringes. This is because strong shaking may damage the medicine. **Do not** use the medicine if it has been shaken strongly.

Figure A shows what the pre-filled syringe looks like

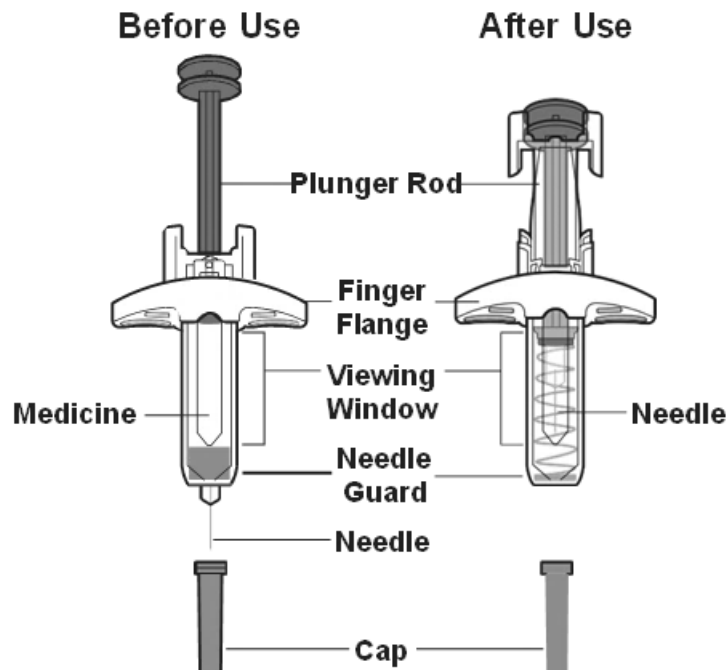


Figure A

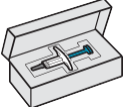



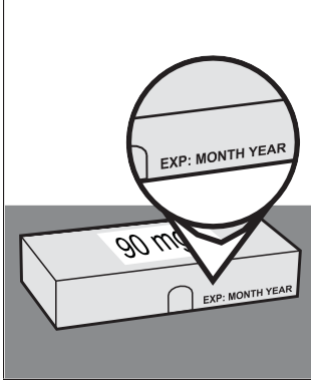
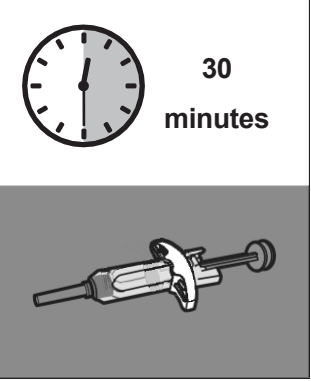
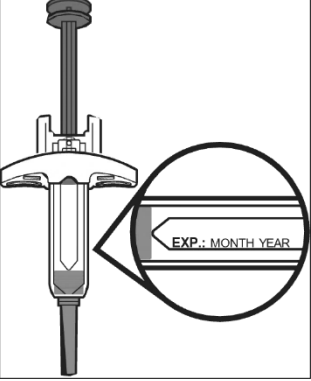
 <p>Carton containing pre-filled syringe</p>	 <p>Cotton ball or gauze and alcohol swab</p>	<p><b>1. Gather the supplies for the injection</b></p> <ol style="list-style-type: none"><li>Prepare a clean, flat surface, such as a table or counter top, in a well-lit area.</li><li>Take the carton(s) containing the pre-filled syringe(s) needed to administer your prescribed dose out of the refrigerator.</li><li>Make sure you have the following supplies (see Figure B)<ul style="list-style-type: none"><li>- Carton containing pre-filled syringe</li></ul></li></ol>
 <p>Adhesive bandage</p>	 <p>Sharps disposal container</p>	

Figure B

 <p><b>Figure C</b></p>	<p>- Alcohol swab</p> <p><b>2. Check the expiration date on the carton (see Figure C).</b></p> <ul style="list-style-type: none"> <li>• <b>Do not</b> use it if the expiration date has passed. If the expiration date has passed, return the entire pack to the pharmacy.</li> </ul>
 <p><b>Figure D</b></p>	<p><b>3. Wait 30 minutes.</b></p> <ol style="list-style-type: none"> <li>Open the carton. Gripping from the syringe body, lift the pre-filled syringe from the carton.</li> <li>Let the pre-filled syringe stand outside the box for about 30 minutes at room temperature (20°C to 25°C) to allow it to warm up (see <b>Figure D</b>). <ul style="list-style-type: none"> <li>• <b>Do not</b> warm the pre-filled syringe using heat sources such as hot water or a microwave.</li> <li>• This will let the liquid come to a comfortable temperature for injection (room temperature).</li> <li>• <b>Do not</b> hold by the plunger head, plunger rod, needle guard wings, or needle cover</li> <li>• <b>Do not</b> pull back on the plunger rod at any time.</li> </ul> </li> </ol>
 <p><b>Figure E</b></p>	<p><b>4. Inspect the pre-filled syringe.</b></p> <ol style="list-style-type: none"> <li>Look at the pre-filled syringe and make sure you have the correct medicine (Steqeyma) and dosage.</li> <li>Check the pre-filled syringe(s) to make sure the number of pre-filled syringes and strength is correct: <ul style="list-style-type: none"> <li>• If your dose is 45 mg you will get one 45 mg pre-filled syringe of Steqeyma.</li> <li>• If your dose is 90 mg you will get one 90 mg pre-filled syringe of Steqeyma.</li> </ul> </li> <li>Look at the pre-filled syringe and make sure it is not cracked or damaged.</li> <li>Check the expiration date on the label of the pre-filled syringe (see <b>Figure E</b>). <ul style="list-style-type: none"> <li>• <b>Do not</b> use if the expiration date has passed.</li> <li>• <b>Do not</b> shake the pre-filled syringe.</li> </ul> </li> </ol>

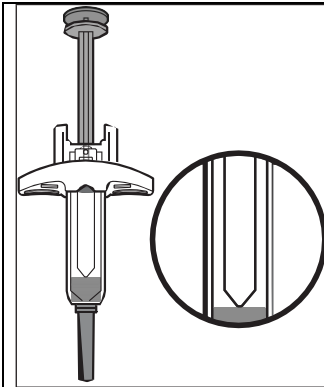


Figure F

**5. Inspect the medicine.**

- a. Look at the medicine and confirm that the liquid is clear to slightly opalescent and colourless to pale yellow. (see **Figure F**).
  - **Do not** use the pre-filled syringe if the liquid is discoloured or cloudy.
  - You may see air bubbles in the liquid. This is normal.

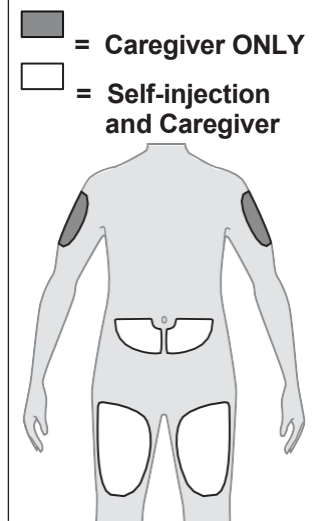


Figure G

**6. Choose an appropriate injection site (see Figure G).**

- a. You may inject into:
  - Your upper thighs.
  - Your lower abdomen except for the 5 cm around the belly button (navel).
  - The outer area of the upper arm if you are a caregiver.
  - **Do not** inject into moles, scars, bruises, or areas where the skin is tender, red, hard, or if there are breaks in the skin. If possible, do not use areas of skin that show signs of psoriasis.
  - **Do not** inject through your clothes.
- b. Choose a different injection site for each new injection at least 2.5 cm away from the area used for the last injection.

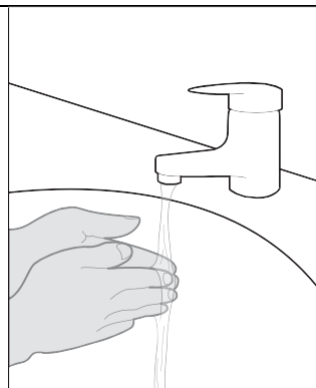


Figure H

**7. Wash your hands.**

- a. Wash your hands with soap and water and dry them thoroughly (see **Figure H**).

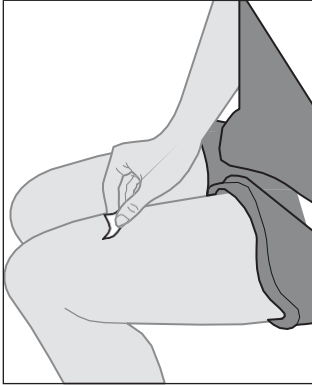


Figure I

**8. Clean the injection site.**

- a. Clean the injection site with an alcohol swab using a circular motion (see **Figure I**).
- b. Let the skin dry before injecting.
  - **Do not** blow on or touch the injection site again before giving the injection.

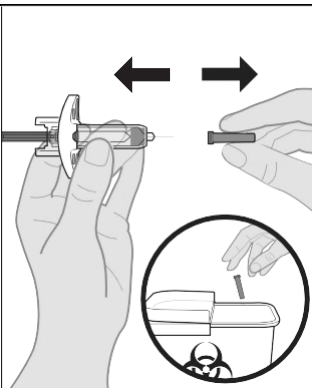


Figure J

**9. Remove the cap.**

- a. Remove the needle cover when you are ready to inject your Steqeyma by holding the body of the pre-filled syringe in one hand between the thumb and index fingers (see **Figure J**).
  - **Do not** hold the plunger while removing the cap.
  - You may notice an air bubble in the pre-filled syringe or a drop of liquid at the tip of needle. This is normal.
- b. Dispose of the cap right away in a sharps disposal container (see **Step 14** and **Figure J**).
  - **Do not** use the pre-filled syringe if it is dropped without the needle cover in place. If this happens, please contact your doctor or pharmacist.
  - Inject the dose promptly after removing the needle cover.
  - **Do not** re-cap the pre-filled syringe.
  - **Do not** touch the needle. Doing so may result in a needle stick injury.

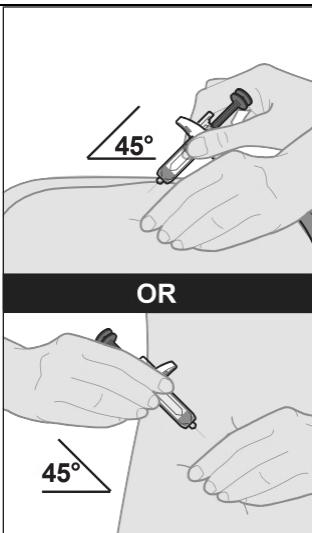
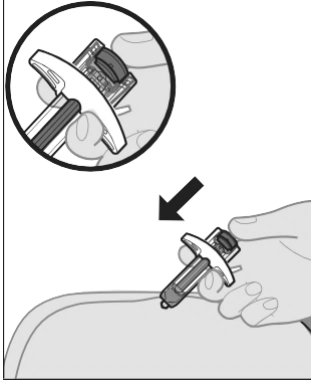
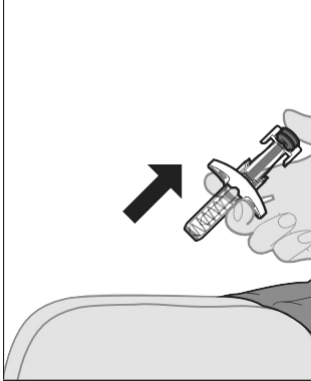
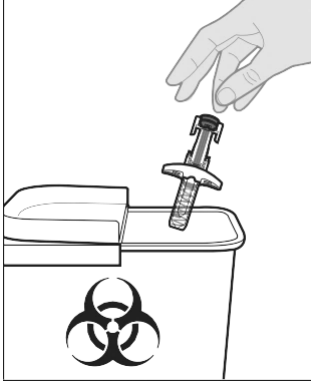


Figure K

**10. Insert the pre-filled syringe into the injection site.**

- a. Hold the body of the pre-filled syringe in one hand between the thumb and index fingers.
- b. Use the other hand to gently pinch the cleaned skin between your thumb and index finger. **Do not** squeeze it tightly.
 

*Note:* Pinching the skin is important to make sure that you inject under the skin (into the fatty area) but not any deeper (into muscle).
- c. With a quick and dart-like motion, insert the needle completely into the fold of skin at a 45-degree angle (see **Figure K**).
  - **Do not** pull back on the plunger rod at any time.

 <p><b>Figure L</b></p>	<p><b>11. Give the injection.</b></p> <ol style="list-style-type: none"> <li>After the needle is inserted, release the pinch.</li> <li>Slowly push the plunger rod <b>all the way down</b> until the full dose of medicine gets injected, and the syringe is empty (see <b>Figure L</b>). <ul style="list-style-type: none"> <li><b>Do not</b> change the position of the pre-filled syringe after the injection has started.</li> <li>If the plunger rod is not fully pressed, the needle guard will not extend to cover the needle when it is removed.</li> </ul> </li> </ol>
 <p><b>Figure M</b></p>	<p><b>12. Remove the pre-filled syringe from the injection site.</b></p> <ol style="list-style-type: none"> <li>After the pre-filled syringe is empty, as the needle is being taken out, slowly remove the needle by lifting your thumb from the plunger rod until the needle is completely covered by the needle guard (see <b>Figure M</b>). <ul style="list-style-type: none"> <li>If the needle is not covered, proceed carefully to dispose of the syringe (see <b>Step 14. Dispose of Steqeyma</b>).</li> <li><b>Do not</b> reuse the pre-filled syringe.</li> <li><b>Do not</b> rub the injection site.</li> </ul> </li> </ol>
<p><b>13. Care for the injection site.</b></p> <ol style="list-style-type: none"> <li>If some bleeding occurs, treat the injection site by gently pressing, not rubbing, a cotton ball or gauze to the site and apply an adhesive bandage if needed.</li> </ol>	
 <p><b>Figure N</b></p>	<p><b>14. Dispose of Steqeyma.</b></p> <ol style="list-style-type: none"> <li>Put the used pre-filled syringe in a sharps disposal container right away after use (see <b>Figure N</b>).</li> <li>Do not throw away (dispose of) the pre-filled syringe in your household trash. <ul style="list-style-type: none"> <li>If you do not have a sharps disposal container, you may use a household container that is closable and puncture resistant.</li> <li>For the safety and health of you and others, needles and used syringes must never be reused. Any unused medicinal product or waste material should be disposed of in accordance with local requirements.</li> <li><b>Do not</b> throw away any medicines via wastewater or household waste. Ask your pharmacist how to throw away medicines you no longer use. These measures will help protect the environment.</li> </ul> </li> </ol>

**Usual dose:**

Psoriasis



For treatment of psoriasis, Steqeyma is given by injection under the skin.

Adults:

The recommended dose of Steqeyma is 45 mg at Weeks 0 and 4 then every 12 weeks thereafter. Your health professional may consider treating you as often as every 8 weeks.

90 mg may be used in patients with a body weight greater than 100 kg.

### Psoriatic Arthritis

For treatment of psoriatic arthritis, Steqeyma is given by injection under the skin. The recommended dose of Steqeyma is 45 mg at Weeks 0 and 4 then every 12 weeks thereafter. Alternatively, 90 mg may be used in patients with a body weight greater than 100 kg.

### Crohn's disease

For treatment of Crohn's disease, the recommended dose is a single intravenous dose of Steqeyma I.V. based on body weight (as shown below) followed by 90 mg Steqeyma given by injection under the skin (subcutaneous).

Weight	Recommended Dose of Steqeyma I.V.
≤ 55 kg	260 mg
> 55 kg to ≤ 85 kg	390 mg
> 85 kg	520 mg

The recommended dosing schedule for Crohn's disease is as follows:

Treatment number	Time of treatment Route of administration
Treatment 1	Week 0 Intravenous infusion (Steqeyma I.V.)
Treatment 2	8 weeks after Treatment 1 Subcutaneous injection (Steqeyma)
Further treatment	Every 8 weeks* Subcutaneous injection (Steqeyma)

\*your health professional will decide whether the treatment interval between injections should be maintained at every 8 weeks or may be extended to every 12 weeks

### **Overdose:**

Call your health professional if you accidentally inject Steqeyma more frequently than instructed.

If you think you, or a person you are caring for, have taken too much Steqeyma, contact a health professional, hospital emergency department, or regional poison control centre immediately, even if there are no symptoms.

**Missed dose:**

If you miss a dose, contact your health professional for guidance.

**What are possible side effects from using Steqeyma?**

These are not all the possible side effects you may have when taking Steqeyma. If you have any side effects not listed here, tell your health professional.

The most common side effects of Steqeyma are:

- Upper respiratory tract infections such as the common cold
- Infection of the nose and throat
- Dizziness
- Headache
- Sore throat
- Diarrhea
- Nausea
- Vomiting
- Itching
- Back pain
- Muscle aches
- Joint pain
- Feeling very tired
- Redness of the skin where the injection is given
- Pain where the injection is given
- Sinus infection

Steqeyma is a medicine that affects your immune system. It can increase your risk of getting serious side effects including:

**Serious Infections**

- Steqeyma may lower your ability to fight infections. Some infections could become serious and lead to hospitalization. If you have an infection or have any open cuts, tell your health professional before you start using Steqeyma. If you get an infection, have any sign of an infection such as fever, feel very tired, cough, flu-like symptoms, or warm, red, or painful skin or sores on your body, tell your health professional right away. These may be signs of infections such as chest infections, or skin infections or shingles that could have serious complications.
- Your health professional will examine you for tuberculosis (TB) and perform a test to see if you have TB. If your health professional feels that you are at risk for TB, you may be treated with medicine for TB before you begin treatment with Steqeyma and during treatment with Steqeyma.

**Cancers**

- Steqeyma may decrease the activity of your immune system, and increase the risk for certain types of cancer. Tell your health professional if you notice any unusual changes to your skin or health status while receiving Steqeyma treatment.

**Serious Skin Conditions**

Shedding of skin – increase in redness and shedding of skin over a larger area of the body may be symptoms of erythrodermic psoriasis or exfoliative dermatitis, which are serious skin conditions. You should contact your health professional immediately if you notice any of these signs.

<b>Serious side effects and what to do about them</b>			
<b>Symptom / effect</b>	<b>Talk to your health professional</b>		<b>Stop taking drug and get immediate medical help</b>
	<b>Only if severe</b>	<b>In all cases</b>	
<b>VERY COMMON (&gt;10%)</b>			
Infected nose, sinuses or throat (cold)	✓		
<b>COMMON (≥1% and &lt;10%)</b>			
Sore throat, nasal congestion	✓		
Allergic reaction (skin rash)		✓	
<b>UNCOMMON (≥0.1% and &lt;1%)</b>			
Cellulitis (skin infection)		✓	
Vaginal yeast infections	✓		
Tooth abscess/tooth infection		✓	
<b>RARE (≥0.01% and &lt;0.1%)</b>			
Serious allergic reactions (e.g.: swollen face or trouble breathing; symptoms such as cough, shortness of breath, and fever may also be a sign of an allergic lung reaction)			✓
Increase in redness and shedding of skin		✓	

If you have a troublesome symptom or side effect that is not listed here or becomes bad enough to interfere with your daily activities, tell your health professional.

#### **Reporting Side Effects**

You can report any suspected side effects associated with the use of health products to Health Canada by:

- Visiting the Web page on Adverse Reaction Reporting (<https://www.canada.ca/en/health-canada/services/drugs-health-products/medeffect-canada.html>) for information on how to report online, by mail or by fax; or
- Calling toll-free at 1-866-234-2345.

*NOTE: Contact your health professional if you need information about how to manage your side effects. The Canada Vigilance Program does not provide medical advice.*

#### **Storage:**

- Steqeyma must be stored in the original package in the refrigerator at 2-8°C (36-46°F) before use. Steqeyma should not be frozen. Keep the product in its original carton to protect from light until the time of use. Do not shake. It must be kept out of the reach and sight of children.
- If needed, individual Steqeyma pre-filled syringes may also be stored at room temperature up to 30°C for a maximum single period of up to 31 days in the original carton in order to protect from light. Record the date when the pre-filled syringe is first removed from the refrigerator and the discard date in the spaces provided on the outer carton. The discard date must not exceed the original expiry date printed on the carton. Once a pre-filled syringe has been stored at room temperature (up to 30°C), it should not be returned to the refrigerator. Discard the pre-filled syringe if not used within 31 days at room temperature storage or by the original expiry date, whichever is earlier.

**If you want more information about Steqeyma:**

- Talk to your health professional
- Find the full product monograph that is prepared for health professionals and includes this Patient Medication Information by visiting the Health Canada website; <https://health-products.canada.ca/dpd-bdpp/>

This leaflet was prepared by Celltrion, Inc.

Last Revised:

## **PATIENT MEDICATION INFORMATION**

### **READ THIS FOR SAFE AND EFFECTIVE USE OF YOUR MEDICINE**

**<sup>Pf</sup>Steqeyma® I.V.**

**ustekinumab**

This Patient Medication Information is written for the person who will be taking **Steqeyma I.V.**. This may be you or a person you are caring for. Read this information carefully. Keep it as you may need to read it again.

This Patient Medication Information is a summary. It will not tell you everything about this medication. If you have questions about the condition this medication is for or want more information about **Steqeyma I.V.**, talk to a health professional.

**Steqeyma I.V.** is a biosimilar biologic drug (biosimilar) to the reference biologic drug Stelara I.V.. A biosimilar is authorized based on its similarity to a reference biologic drug that was already authorized for sale.

#### **What is Steqeyma I.V. used for?**

- **Adults with Crohn's disease**

Steqeyma I.V./Steqeyma is a prescription medicine that is approved for adults with moderately to severely active Crohn's disease. For patients with Crohn's disease, the first dose, Steqeyma I.V. is given by an intravenous infusion, through a needle placed in a vein. Subsequent doses of Steqeyma are given by injection under the skin.

Crohn's disease (CD) is a chronic inflammatory bowel disorder. If you have moderately to severely active Crohn's disease that has not responded to other medications and you are an adult, you may be given Steqeyma I.V./Steqeyma to help relieve your symptoms and keep the disease under control.

Steqeyma I.V./Steqeyma may help reduce or stop the use of your corticosteroid medication.

#### **How does Steqeyma I.V. work?**

Steqeyma I.V. blocks the action of two proteins in your body called interleukin 12 (IL-12) and interleukin 23 (IL-23). In people with Crohn's disease, their immune system may attack parts of their body and that attack uses IL-12 and IL-23. Ustekinumab can block the IL-12 and IL-23 from causing the immune system to attack the digestive tract.

#### **What are the ingredients in Steqeyma I.V.?**

Medicinal ingredients: ustekinumab

Non-medicinal ingredients: EDTA disodium salt dihydrate, L-histidine and L-histidine monohydrochloride monohydrate, L-methionine, polysorbate 80 and sucrose. No preservatives are present.

#### **Steqeyma I.V. comes in the following dosage forms:**

Steqeyma I.V. is available as a sterile solution in single-use vials. Each vial contains 130 mg ustekinumab in 26 mL.

**Do not use Steqeyma I.V. if:**

- you have a serious infection such as tuberculosis, infections caused by bacteria or fungi, and bacterial infections that have spread throughout the body (sepsis).
- you have had an allergic reaction to Steqeyma I.V. or Steqeyma or any of the other ingredients in Steqeyma I.V. See below for a complete list of ingredients in Steqeyma I.V.
- after the expiration date on the label.
- the seal is broken.
- the liquid is discoloured, cloudy or you can see other particulate matter floating in it.
- you know or think that it may have been exposed to extreme temperatures (such as accidentally frozen or heated).

You should not receive a live vaccine when taking Steqeyma I.V.

If you used Steqeyma I.V. while pregnant, tell your baby's health professional about your Steqeyma I.V. use before the baby receives any vaccine, including live vaccines, such as the BCG vaccine (used to prevent tuberculosis), rotavirus vaccine, or any other live vaccines.

**To help avoid side effects and ensure proper use, talk to your health professional before you take Steqeyma I.V. Talk about any health conditions or problems you may have, including if you:**

- ever had an allergic reaction to Steqeyma I.V. or Steqeyma. Ask your health professional if you are not sure.
- have any kind of infection even if it is very minor.
- have an infection that won't go away or a history of infection that keeps coming back.
- have burning when you urinate.
- have diarrhea or abdominal pain.
- have had TB (tuberculosis), notice blood in your phlegm or if you have recently been near anyone who might have TB.
- have or have had any type of cancer.
- have any new or changing skin lesions.
- have recently received or are scheduled to receive a vaccine. Tell your health professional if anyone in your house needs a vaccine. The viruses in some vaccines can spread to people with a weakened immune system and can cause serious problems.
- are receiving or have received "allergy shots", especially for serious allergic reactions.
- are pregnant, think you might be pregnant, planning to become pregnant, or breast-feeding. Steqeyma I.V. may pass into your breast milk in small amounts.

**Contact your health professional immediately:**

- if you develop signs of a serious allergic reaction such as skin rash, swollen face, lips, mouth, throat, wheezing, dizziness, trouble swallowing or breathing.

- if you develop headache, vision problems, seizures or change in mental status (for example, confusion).

There is limited experience with Steqeyma I.V./Steqeyma in pregnant and breast-feeding women. If you are a woman of childbearing potential, you should use effective contraception when starting Steqeyma I.V. and talk to your health professional before planning to conceive a child. If you are pregnant or breast-feeding, your health professional will help you decide whether or not to use Steqeyma I.V./Steqeyma.

**Tell your health professional about all the medicines you take, including any drugs, vitamins, minerals, natural supplements or alternative medicines.**

Know the medicines you take. Keep a list of your medicines and show them to your health professionals when you get a new medicine.

**The following may interact with Steqeyma I.V.:**

- Steqeyma I.V. may change the way the body responds to live vaccines.
- Steqeyma I.V. may interact with other medications that decrease the activity of the immune system.

Your health professional will assess your health before each treatment.

If you have questions, ask your health care professional.

**How to take Steqeyma I.V.:**

**Usual dose:**

Crohn's disease

For treatment of Crohn's disease, the recommended dose is a single intravenous dose of Steqeyma I.V. based on body weight (as shown below) followed by 90 mg Steqeyma given by injection under the skin (subcutaneous).

Weight	Recommended Dose of Steqeyma I.V.
≤ 55 kg	260 mg
> 55 kg to ≤ 85 kg	390 mg
> 85 kg	520 mg

The recommended dosing schedule for Crohn's disease is as follows:

Treatment number	Time of treatment Route of administration
Treatment 1	Week 0 Intravenous infusion (Steqeyma I.V.)
Treatment 2	8 weeks after Treatment 1 Subcutaneous injection (Steqeyma)
Further treatment	Every 8 weeks* Subcutaneous injection (Steqeyma)

\* your health professional will decide whether the treatment interval between injections should be maintained at every 8 weeks or may be extended to every 12 weeks.

The initial dose of Steqeyma I.V. for intravenous infusion for Crohn's disease will be given over a period of at least one hour.

### **Overdose:**

In case of overdosage, it is recommended that the patient be monitored for any signs or symptoms of adverse effects and appropriate symptomatic treatment be instituted immediately.

If you think you, or a person you are caring for, have taken too much Steqeyma I.V., contact a health professional, hospital emergency department, or regional poison control centre immediately, even if there are no symptoms.

### **What are possible side effects from using Steqeyma I.V.?**

These are not all the possible side effects you may have when taking Steqeyma. If you have any side effects not listed here, tell your health professional.

The most common side effects of Steqeyma I.V. are:

- Upper respiratory tract infections such as the common cold
- Infection of the nose and throat
- Dizziness
- Headache
- Sore throat
- Diarrhea
- Nausea
- Vomiting
- Itching
- Back pain
- Muscle aches
- Joint pain
- Feeling very tired
- Redness of the skin where the injection is given
- Pain where the injection is given
- Sinus infection

Steqeyma I.V. is a medicine that affects your immune system. It can increase your risk of getting serious side effects including:

#### **Serious Infections**

- Steqeyma I.V. may lower your ability to fight infections. Some infections could become serious and lead to hospitalization. If you have an infection or have any open cuts, tell your health



professional before you start using Steqeyma I.V. If you get an infection, have any sign of an infection such as fever, feel very tired, cough, flu-like symptoms, or warm, red, or painful skin or sores on your body, tell your health professional right away. These may be signs of infections such as chest infections, or skin infections or shingles that could have serious complications.

- Your health professional will examine you for tuberculosis (TB) and perform a test to see if you have TB. If your health professional feels that you are at risk for TB, you may be treated with medicine for TB before you begin treatment with Steqeyma I.V.

#### Cancers

- Steqeyma I.V. may decrease the activity of your immune system, and increase the risk for certain types of cancer. Tell your health professional if you notice any unusual changes to your skin or health status while receiving Steqeyma I.V. treatment.

#### Serious Skin Conditions

Shedding of skin – increase in redness and shedding of skin over a larger area of the body may be symptoms of erythrodermic psoriasis or exfoliative dermatitis, which are serious skin conditions. You should contact your health professional immediately if you notice any of these signs.

Serious side effects and what to do about them			
Symptom / effect	Talk to your health professional		Stop taking drug and get immediate medical help
	Only if severe	In all cases	
<b>VERY COMMON (&gt;10%)</b>			
Infected nose, sinuses or throat (cold)	✓		
<b>COMMON (≥1% and &lt;10%)</b>			
Sore throat, nasal congestion	✓		
Allergic reaction (skin rash)		✓	
<b>UNCOMMON (≥0.1% and &lt;1%)</b>			
Cellulitis (skin infection)		✓	
Vaginal yeast infections	✓		
Tooth abscess/tooth infection		✓	
<b>RARE (≥0.01% and &lt;0.1%)</b>			
Serious allergic reactions (e.g.: swollen face or trouble breathing; symptoms such as cough, shortness of breath, and fever may also be a sign of an allergic lung reaction)			✓
Increase in redness and shedding of skin		✓	

If you have a troublesome symptom or side effect that is not listed here or becomes bad enough to interfere with your daily activities, tell your health professional.

#### **Reporting Side Effects**

You can report any suspected side effects associated with the use of health products to Health Canada by:

- Visiting the Web page on Adverse Reaction Reporting (<https://www.canada.ca/en/health-canada/services/drugs-health-products/medeffect-canada.html>) for information on how to report online, by mail or by fax; or
- Calling toll-free at 1-866-234-2345.

*NOTE: Contact your health professional if you need information about how to manage your side effects. The Canada Vigilance Program does not provide medical advice.*

#### **Storage:**

- Steqeyma I.V. must be stored in the original package in the refrigerator at 2-8°C (36-46°F) before use. Steqeyma I.V. should not be frozen. Keep the product in its original carton to protect from light until the time of use. Do not shake. It must be kept out of the reach and sight of children.
- If needed, individual Steqeyma vials may also be stored at room temperature up to 30°C for a maximum single period of up to 31 days in the original carton in order to protect from light. Record the date when the vials are first removed from the refrigerator and the discard date in the spaces provided on the outer carton. The discard date must not exceed the original expiry date printed on the carton. Once a vial has been stored at room temperature (up to 30°C), it should not be returned to the refrigerator. Discard the vial if not used within 31 days at room temperature storage or by the original expiry date, whichever is earlier.

#### **If you want more information about Steqeyma I.V.:**

- Talk to your health professional
- Find the full product monograph that is prepared for health professionals and includes this Patient Medication Information by visiting the Health Canada website; <https://health-products.canada.ca/dpd-bdpp/>

This leaflet was prepared by Celltrion, Inc.

Last Revised: