

PRODUCT MONOGRAPH
INCLUDING PATIENT MEDICATION INFORMATION

PrESTRADOT®25

estradiol 17 β

Patch, 25 mcg/day, Transdermal

PrESTRADOT®37.5

estradiol 17 β

Patch, 37.5 mcg/day, Transdermal

PrESTRADOT®50

estradiol 17 β

Patch, 50 mcg/day, Transdermal

PrESTRADOT®75

estradiol 17 β

Patch, 75 mcg/day, Transdermal

PrESTRADOT®100

estradiol 17 β

Patch, 100 mcg/day, Transdermal

Transdermal Therapeutic System

Estrogen

Sandoz Canada Inc.
110 Rue de Lauzon
Boucherville
Quebec, Canada
J4B 1E6

Date of Initial Approval:

JUN 6, 2001

Date of Revision:

SEP 27, 2024

Submission Control Number: 286712

ESTRADOT is a registered trademark

RECENT MAJOR LABEL CHANGES

Not applicable.

TABLE OF CONTENTS

Sections or subsections that are not applicable at the time of authorization are not listed.

RECENT MAJOR LABEL CHANGES 2

TABLE OF CONTENTS 2

PART I: HEALTH PROFESSIONAL INFORMATION..... 4

1 INDICATIONS..... 4

 1.1 Pediatrics:..... 4

 1.2 Geriatrics: 4

2 CONTRAINDICATIONS 4

3 SERIOUS WARNINGS AND PRECAUTIONS BOX 5

4 DOSAGE AND ADMINISTRATION 6

 1.1 Dosing Considerations 6

 1.2 Recommended Dose and Dosage Adjustment 6

 4.4 Administration..... 7

 4.5 Missed Dose 8

5 OVERDOSAGE..... 8

6 DOSAGE FORMS, STRENGTHS, COMPOSITION AND PACKAGING 9

7 WARNINGS AND PRECAUTIONS 10

 7.1 Special Populations..... 19

 7.1.1 Pregnant women 19

 7.1.2 Breast-feeding 19

 7.1.3 Pediatrics 19

 7.1.4 Geriatrics 19

8	ADVERSE REACTIONS	19
8.1	Adverse Reaction Overview.....	19
8.2	Clinical Trial Adverse Reactions	21
8.3	Less Common Clinical trial Adverse Reactions (<1%).....	22
8.4	Abnormal Laboratory Findings: Hematologic, Clinical Chemistry and Other Quantitative Data Clinical Trial Findings.....	23
8.5	Post-Market Adverse Reactions	24
9	DRUG INTERACTIONS	25
9.2	Drug Interactions Overview.....	25
9.3	Drug-Behavioural Interactions:.....	25
9.4	Drug-Drug Interactions.....	25
9.5	Drug-Food Interactions.....	28
9.6	Drug-Herb Interactions.....	28
9.7	Drug-Laboratory Tests Interactions.....	28
10	CLINICAL PHARMACOLOGY	29
10.1	Mechanism of Action	29
10.2	Pharmacodynamics.....	29
10.3	Pharmacokinetics.....	30
11	STORAGE, STABILITY AND DISPOSAL	32
12	SPECIAL HANDLING INSTRUCTIONS	32
PART II: SCIENTIFIC INFORMATION		33
13	PHARMACEUTICAL INFORMATION	33
14	CLINICAL TRIALS	34
14.1	Trial Design and Study Demographic	34
14.2	Study results	36
14.3	Comparative Bioavailability Studies.....	37
15	MICROBIOLOGY	37
16	NON-CLINICAL TOXICOLOGY	38
PART III: CONSUMER INFORMATION		Error! Bookmark not defined.

PART I: HEALTH PROFESSIONAL INFORMATION

1 INDICATIONS

ESTRADOT® (estradiol-17 β) is indicated for:

- the relief of menopausal and postmenopausal symptoms occurring in naturally or surgically induced estrogen deficiency states.
- the prevention of osteoporosis in naturally occurring or surgically induced estrogen-deficiency states in addition to other important therapeutic measures such as adequate diet, calcium and vitamin D intake, cessation of smoking and regular weight-bearing exercise. In postmenopausal women already diagnosed as having osteoporosis and vertebral fractures, treatment with ESTRADOT may retard further bone loss. ESTRADOT is to be considered in the light of other available therapies for osteoporosis prevention and therapy should only be continued as long as the benefits outweigh the risks for the individual. (see [3 SERIOUS WARNINGS AND PRECAUTIONS BOX](#))

In women with intact uteri, ESTRADOT should always be supplemented by sequential administration of a progestin whose role is to prevent endometrial hyperplasia/carcinoma.

1.1 Pediatrics:

ESTRADOT is not indicated for use in children.

1.2 Geriatrics:

No clinical studies were conducted to evaluate the effect of ESTRADOT on women more than 65 years old.

2 CONTRAINDICATIONS

- Known or suspected hypersensitivity to this drug or to any ingredient in the formulation or to any component of the patch. For a complete listing, see [6 DOSAGE FORMS, STRENGTHS, COMPOSITION AND PACKAGING](#) section.
- Known or suspected estrogen-dependent malignant neoplasia such as endometrial cancer.
- Endometrial hyperplasia
- Known, suspected or past history of breast cancer
- Known or suspected pregnancy
- Active or past history of confirmed venous thromboembolism (such as deep venous thrombosis or pulmonary embolism) or active thrombophlebitis
- Known thrombophilic disorders

- Liver dysfunction or disease as long as liver function tests have failed to return to normal.
- Undiagnosed abnormal genital bleeding
- Active or past history of arterial thromboembolic disease (e.g. stroke, myocardial infarction, coronary heart disease)
- Porphyria
- Partial or complete loss of vision from ophthalmic vascular disease
- Classical Migraine
- Breast feeding

3 SERIOUS WARNINGS AND PRECAUTIONS BOX

Serious Warnings and Precautions

The Women's Health Initiative (WHI) trial examined the health benefits and risks of oral combined *estrogen plus progestin* therapy (n=16,608) and oral *estrogen-alone* therapy (n=10,739) in postmenopausal women aged 50 to 79 years.^{57, 8, 52}

The *estrogen plus progestin* arm of the WHI trial (mean age 63.3 years) indicated an increased risk of *myocardial infarction* (MI), *stroke*, *invasive breast cancer*, *pulmonary emboli* and *deep vein thrombosis* in postmenopausal women receiving treatment with combined conjugated equine estrogens (CEE, 0.625 mg/day) and medroxyprogesterone acetate (MPA, 2.5 mg/day) for 5.2 years compared to those receiving placebo.⁵⁷

The *estrogen-alone* arm of the WHI trial (mean age 63.6 years) indicated an increased risk of *stroke* and *deep vein thrombosis* in hysterectomized women treated with CEE-alone (0.625 mg/day) for 6.8 years compared to those receiving placebo.⁵²

Therefore, the following should be given serious consideration at the time of prescribing:

- Estrogens with or without progestins **should not** be prescribed for primary or secondary prevention of cardiovascular diseases.
- Estrogens with or without progestins should be prescribed at **the lowest effective dose** for the approved indication.
- For the prevention of osteoporosis, ESTRADOT should be considered in light of other available therapies.
- Estrogens with or without progestins should be prescribed for **the shortest period** possible for the approved indication.

4 DOSAGE AND ADMINISTRATION

1.1 Dosing Considerations

- For all therapeutic indications, the lowest effective dose should be used for maintenance therapy (see [Coadministration of Progestins](#)).
- Hormone replacement therapy (HRT) involving either estrogen alone or estrogen-progestogen combined therapy should only be continued as long as the benefits outweigh the risks for the individual.
- In women who are not currently taking oral estrogens, treatment with ESTRADOT (estradiol-17 β) can be initiated at once. In women who are currently taking oral estrogens, treatment with ESTRADOT can be initiated on reappearance of menopausal symptoms, following discontinuation of oral therapy.
- ESTRADOT is administered as continuous therapy (uninterrupted application). ESTRADOT should be applied twice weekly i.e., the patch should be changed once every 3-4 days.
- In women with intact uteri, a progestin should be sequentially coadministered for 12 to 14 days per cycle to avoid overstimulation of the endometrium. The addition of sufficient progestin to induce secretory transformation of the endometrium during estrogen replacement therapy is mandatory.
- Abnormal vaginal bleeding, due to its prolongation, irregularity or heaviness, in any patient receiving hormone replacement therapy requires institution of prompt diagnostic measures like endometrial biopsy or curettage to rule out the possibility of uterine malignancy.
- The short term effects of progestin coadministration may include vaginal bleeding during or after progestin treatment, breast tenderness, and mood and weight changes. The long-term effects generally depend on the dosage and type of progestin used. The lowest effective dose of estrogen and progestin should be prescribed (see [Coadministration of Progestins](#)).
- ESTRADOT should be prescribed with an appropriate dosage of a progestin for women with intact uteri in order to prevent endometrial hyperplasia/carcinoma. Progestin therapy is not required as part of hormone replacement therapy in women who have had a previous hysterectomy.

See [7 WARNINGS AND PRECAUTIONS](#) section on the examination of the patient before ESTRADOT administration.

1.2 Recommended Dose and Dosage Adjustment

1. Menopausal symptoms

Treatment of menopausal symptoms is usually initiated with a patch that releases 50 mcg estradiol-17 β per day i.e. ESTRADOT 50. Thereafter the dosage should be adapted to the needs of the individual.

Breast discomfort, breakthrough or heavy vaginal bleeding, water retention, bloating or nausea (if persisting for more than six weeks), are generally signs that the estrogen dose is too high and needs to be lowered. If on the other hand, the selected dose fails to eliminate the signs and symptoms of estrogen deficiency, a higher dose may be considered.

For maintenance therapy one should always use the lowest dose that still proves effective. The requirement for hormone replacement therapy for menopausal symptoms should be reassessed periodically. Attempts to taper or discontinue the medication should be made at 3 to 6 month intervals.

2. Prevention of post-menopausal osteoporosis

For optimal prevention of postmenopausal bone loss in women for whom the drug is indicated, therapy should be initiated as soon as possible after diagnosis of menopause. The dosage of estradiol-17 β may require adjustment according to the patient's clinical status, the plasma estradiol-17 β levels and the results of bone mineral density studies. Ideally, plasma estradiol-17 β levels should be maintained at 183 pM/L (50 picogram/mL).

Discontinuation of hormone replacement therapy may reestablish the natural rate of bone loss.

Special Populations

Patients with renal and / or hepatic impairment

No studies were performed in the patients with renal and hepatic impairment.

All estrogen preparations are contraindicated in the patients with severe hepatic impairment.

Pediatric population

ESTRADOT is not indicated for use in children.

4.4 Administration

Patch Application

The physician should discuss the most appropriate placement of the patch with the patient. Immediately after removal of a patch from the pouch and removal of the protective liner, the

adhesive side of the ESTRADOT patch should be placed on a clean, dry area of intact skin. The area selected should not be oily, damaged or irritated, and not exposed to the sun. The site selected should also be one at which little wrinkling of the skin occurs during movement of the body, preferably the buttocks, lower abdomen or hip. The patch may also be placed on the side or lower back. The patch should be placed consistently on the same area of the body with each application (i.e., either the buttocks, lower abdomen, hip, side or lower back). Experience to date has shown that less irritation of the skin occurs on the buttocks than on other sites of application. Therefore, it is advisable to apply ESTRADOT to the buttocks. The waistline should be avoided, since tight clothing may dislodge the patch. The patch should be pressed firmly in place with the palm of the hand, making sure there is good contact, especially around the edges. In the event that a patch should fall off, it can be reapplied. If it fails to adhere then a new patch may be applied. In either case, the original treatment schedule should be continued. Patches should not be applied to the same skin site twice in succession.

ESTRADOT must not never be applied to, or near, the breasts to avoid potentially harmful effects on the breast tissue.

Coadministration of Progestins

Studies have reported that the addition of a progestin for 10 or more days of a cycle of estrogen administration greatly lowers the incidence of endometrial hyperplasia, and thereby irregular bleeding and endometrial carcinoma, compared to estrogen treatment alone. This applies to women with intact uteri and not to those who have had hysterectomies.

4.5 Missed Dose

Patients who miss applying a patch of ESTRADOT, should apply a new patch as soon as possible. The subsequent patch should be applied according to the original treatment schedule. The interruption of treatment might increase the likelihood of recurrence of symptoms.

5 OVERDOSAGE

For management of a suspected drug overdose, contact your regional Poison Control Center.

Symptoms of overdose

Numerous reports of ingestion of large doses of estrogen products and estrogen-containing oral contraceptives by young children have not revealed acute serious ill effects. Overdosage with estrogen may cause nausea, breast discomfort, fluid retention, bloating or vaginal bleeding in women.

Treatment of overdose

Owing to the mode of administration (transdermal), plasma levels of estradiol-17 β can be rapidly reduced by removal of the patch. Symptomatic treatment should be given.

6 DOSAGE FORMS, STRENGTHS, COMPOSITION AND PACKAGING

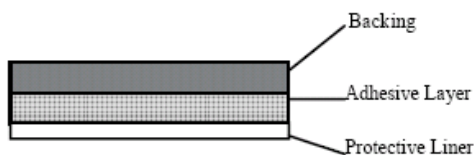
Tableau 1: Dosage Forms, Strengths, Composition and Packaging

Route of Administration	Dosage Form / Strength/Composition	Non-medicinal Ingredients
Transdermal	Patch 25, 37.5, 50, 75 and 100 mcg	Cellulose compounds, ethanol, ethylene-vinyl acetate copolymer, light mineral oil, polyester and polyisobutylene.

The ESTRADOT patch is thin, rounded rectangular, multilayer, transparent transdermal therapeutic system, i.e., an adhesive patch, containing estradiol 17 β that is designed for application to an area of intact skin.

Proceeding from the visible surface toward the surface attached to the skin, the ESTRADOT patch is comprised of three layers:

1. a translucent polyolefin film
2. an adhesive formulation containing estradiol, acrylic adhesive, silicone adhesive, oleyl alcohol, povidone and dipropylene glycol
3. a polyester release liner which is attached to the adhesive surface and must be removed before the system can be used.



The active component of the patches is estradiol 17 β .

The matrix provides a source for continuous delivery of drug for up to 4 days. ESTRADOT is available in 5 strengths; the composition per unit area in each strength is identical. (see [4 DOSAGE AND ADMINISTRATIONS](#) section).

ESTRADOT (estradiol-17 β) is available in the following strengths in patient packs containing 8 patches:

	ESTRADOT 25	ESTRADOT 37.5	ESTRADOT 50	ESTRADOT 75	ESTRADOT 100
Estradiol-17 β Dosage nominal <i>in vivo</i> delivery	25 mcg/day	37.5 mcg/day	50 mcg/day	75 mcg/day	100 mcg/day
Total Estradiol-17 β content	0.39 mg	0.585 mg	0.78 mg	1.17 mg	1.56
Drug-Releasing Area	2.5 cm ²	3.75 cm ²	5 cm ²	7.5 cm ²	10 cm ²
Shape of Patch	Rounded rectangle	Rounded rectangle	Rounded rectangle	Rounded rectangle	Rounded rectangle

7 WARNINGS AND PRECAUTIONS

Carcinogenesis and Mutagenesis

Breast Cancer

Available epidemiological data indicate that the use of combined *estrogen plus progestin* by postmenopausal women is associated with an increased risk of invasive breast cancer.

In the *estrogen plus progestin* arm of the WHI trial, among 10,000 women over a one-year period, there were:

- 8 more cases of invasive breast cancer (38 on combined HRT versus 30 on placebo).⁵⁷

The WHI study also reported that the invasive breast cancers diagnosed in the *estrogen plus progestin* group were similar in histology but were larger (mean (SD), 1.7 cm (1.1) vs. 1.5 cm (0.9), respectively; P=0.04) and were at a more advanced stage compared with those diagnosed in the placebo group. The percentage of women with abnormal mammograms (recommendations for short-interval follow-up, a suspicious abnormality, or highly suggestive of malignancy) was significantly higher in the *estrogen plus progestin* group versus the placebo group. This difference appeared at year one and persisted in each year thereafter.⁸

In the *estrogen-alone* arm of the WHI trial, there was no statistically significant difference in the rate of invasive breast cancer in hysterectomized women treated with conjugated equine estrogens versus women treated with placebo.⁵²

It is recommended that estrogens not be given to women with existing breast cancer or those with a previous history of the disease. (see [2 CONTRAINDICATIONS](#))

There is a need for caution in prescribing estrogens for women with known risk factors associated with the development of breast cancer, such as strong family history of breast cancer (first degree relative) or who present a breast condition with an increased risk (breast nodules, fibrocystic disease of the breast, abnormal mammograms and/or atypical hyperplasia at breast biopsy).

Other known risk factors for the development of breast cancer such as nulliparity, obesity, early menarche, late age at first full term pregnancy and at menopause should also be evaluated.

It is recommended that women undergo mammography prior to the start of HRT treatment and at regular intervals during treatment, as deemed appropriate by the treating physician and according to the perceived risks for each patient.

The overall benefits and possible risks of hormone replacement therapy should be fully considered and discussed with patients. It is important that the modest increased risk of being diagnosed with breast cancer after 4 years of treatment with combined estrogen plus progestin HRT (as reported in the results of WHI-trial) be discussed with the patient and weighed against its known benefits.

Instructions for regular self-examination of the breasts should be included in this counseling.

Endometrial Hyperplasia & Endometrial Carcinoma

Estrogen should be prescribed with an appropriate dosage of a progestin for women with intact uteri in order to prevent endometrial hyperplasia/carcinoma.

Estrogen-only hormonal therapy in postmenopause is recommended for women without uteri only to avoid unnecessary exposure to progestins. The focus of the clinical program with VIVELLE®/ESTRADOT was the demonstration of efficacy in the treatment of postmenopausal symptoms and in the prevention of postmenopausal osteoporosis. Some clinical trials included non-hysterectomized patients who were treated with concomitant progestogen therapy

according to the best medical practice at the time, with different dosages, regimens and types of progestin. In addition, endometrial sampling after treatment was not consistently performed and in most cases no baseline data were available to assess the relationship and the effects of the progestogen treatment on the endometrium.

The risk of endometrial hyperplasia/carcinoma in users of unopposed estrogens who have intact uteri is greater than in non-users and appears to depend on the duration of treatment and the estrogen dose. The greatest risk appears to be associated with prolonged use. It has been shown that adequate concomitant progestogen therapy lowers the incidence of endometrial hyperplasia and therefore the potential risk of endometrial carcinoma associated with prolonged use of estrogen therapy (see [4 DOSAGE AND ADMINISTRATION-Coadministration Of Progestins](#)).

Ovarian Cancer

Some recent epidemiologic studies have found that the use of hormone replacement therapy (estrogen-alone and estrogen plus progestin therapies), in particular for five or more years, has been associated with an increased risk of ovarian cancer. Epidemiologic evidence from a meta-analysis suggests that while the risk of ovarian cancer diminishes over time after discontinuation, the risk is still significantly increased more than five years (median time of 10 years since last use) after stopping long duration hormone therapy (median duration of treatment of nine years) for serous or endometrioid tumours.

Hepatocellular Carcinomas

Hepatocellular carcinoma has also been reported in women taking estrogen-containing oral contraceptives. The causal relationship of this malignancy to these drugs is not known.

Cardiovascular

The results of the Heart and Estrogen/progestin Replacement Studies (HERS and HERS II) and the Women's Health Initiative (WHI) trial indicate that the use of *estrogen plus progestin* is associated with an increased risk of coronary heart disease (CHD) in postmenopausal women.^{57, 25, 23} The results of the WHI trial indicate that the use of *estrogen-alone* and *estrogen plus progestin* is associated with an increased risk of stroke in postmenopausal women.^{57, 52}

WHI trial findings

In the combined *estrogen plus progestin* arm of the WHI trial, among 10,000 women over a one-year period, there were:

- 8 more cases of stroke (29 on combined HRT versus 21 on placebo)
- 7 more cases of CHD (37 on combined HRT versus 30 on placebo).⁵⁷

In the *estrogen-alone* arm of the WHI trial of women with prior hysterectomy, among 10,000 women over a one-year period, there were/was:

- 12 more cases of stroke (44 on *estrogen-alone* therapy versus 32 on placebo)
- no statistically significant difference in the rate of CHD.⁵²

HERS and HERS II findings

In the Heart and Estrogen/progestin Replacement Study (HERS) of postmenopausal women with documented heart disease (n=2763, average age 66.7 years), a randomized placebo-controlled clinical trial of secondary prevention of coronary heart disease (CHD), treatment with 0.625 mg/day oral conjugated equine estrogen (CEE) plus 2.5 mg medroxyprogesterone acetate (MPA) demonstrated no cardiovascular benefit. Specifically, during an average follow-up of 4.1 years, treatment with CEE plus MPA did not reduce the overall rate of CHD events in postmenopausal women with established coronary heart disease. There were more CHD events in the hormone-treated group than in the placebo group in year 1, but not during the subsequent years.²⁵

From the original HERS trial, 2321 women consented to participate in an open label extension of HERS, known as HERS II. Average follow-up in HERS II was an additional 2.7 years, for a total of 6.8 years overall. After 6.8 years, hormone therapy did not reduce the risk of cardiovascular events in women with CHD.²³

Blood pressure

Women using hormone replacement therapy sometimes experience increased blood pressure. Blood pressure should be monitored with HRT use. Elevation of blood pressure in previously normotensive or hypertensive patients should be investigated and HRT may have to be discontinued.

Ear/Nose/Throat

Otosclerosis

Estrogens should be used with caution in patients with otosclerosis.

Endocrine and Metabolism

Glucose and lipid metabolism

A worsening of glucose tolerance and lipid metabolism have been observed in a significant percentage of peri- and post-menopausal patients. Therefore, diabetic patients or those with a predisposition to diabetes should be observed closely to detect any alterations in carbohydrate or lipid metabolism, especially in triglyceride blood levels.

Women with familial hyperlipidemias or porphyria need special surveillance. Lipid-lowering measures are recommended additionally, before treatment is started.

Calcium and phosphorus metabolism

Because the prolonged use of estrogens influences the metabolism of calcium and phosphorus, estrogens should be used with caution in patients with metabolic and malignant bone diseases associated with hypercalcemia and in patients with renal insufficiency.

Hypothyroidism

Patients who require thyroid hormone replacement therapy and who are also taking estrogen should have their thyroid function monitored regularly to assure that thyroid hormone levels remain in an acceptable range. (see [Drug-Laboratory Tests Interactions](#))

Genitourinary

Vaginal bleeding

Abnormal vaginal bleeding, due to its prolongation, irregularity or heaviness, occurring during therapy should prompt appropriate diagnostic measures to rule out the possibility of uterine malignancy and the treatment should be re-evaluated.

Uterine leiomyomata

Pre-existing uterine leiomyomata may increase in size during estrogen use. Growth, pain or tenderness of uterine leiomyomata requires discontinuation of medication and appropriate investigation.

Endometriosis

Symptoms and physical findings associated with a previous diagnosis of endometriosis may reappear or become aggravated with estrogen use.

Hematologic

Venous Thromboembolism

Available epidemiological data indicate that the use of estrogen with or without progestin by postmenopausal women is associated with an increased risk of developing venous thromboembolism (VTE).

In the estrogen plus progestin arm of the WHI trial, among 10,000 women on combined HRT over a one-year period, there were 18 more cases of venous thromboembolism, including 8 more cases of pulmonary embolism.⁵⁷

In the *estrogen-alone* arm of the WHI trial, among 10,000 women on estrogen therapy over a one-year period, there were 7 more cases of venous thromboembolism, although there was no statistically significant difference in the rate of pulmonary embolism.⁵²

Generally recognized risk factors for VTE include a personal history, a family history (the occurrence of VTE in a direct relative at a relatively early age may indicate genetic predisposition), severe obesity (body mass index > 30 kg/m²) and systemic lupus erythematosus. The risk of VTE also increases with age and smoking.

A history of recurrent spontaneous abortions should be investigated to exclude thrombophilic predisposition. In patients in whom thrombophilia is confirmed, the use of ESTRADOT is viewed as contraindicated.

The risk of VTE may be temporarily increased with prolonged immobilization, major surgery or trauma. In women on HRT, attention should be given to prophylactic measures to prevent VTE following surgery. Also, patients with varicose veins should be closely supervised. The physician should be alert to the earliest manifestations of thrombotic disorders (thrombophlebitis, retinal thrombosis, cerebral embolism and pulmonary embolism). If these occur or are suspected, hormone therapy should be discontinued immediately given the risks of long-term disability or fatality.

If feasible, estrogens should be discontinued at least 4 weeks before major surgery which may be associated with an increased risk of thromboembolism, or during periods of prolonged immobilization. The treatment should not be restarted until the woman is completely mobile.

Hepatic/ Biliary/ Pancreatic

Benign Hepatic Adenomas

Benign hepatic adenomas have been associated with the use of combined estrogen and progestin oral contraceptives. Although benign and rare, these tumours may rupture and cause death from intra-abdominal hemorrhage. Such lesions have not yet been reported in association with other estrogen or progestin preparations, but they should be considered if abdominal pain and tenderness, abdominal mass, or hypovolemic shock occurs in patients receiving estrogen.

Gallbladder Diseases

A 2- to 4-fold increase in the risk of gallbladder disease requiring surgery in women receiving postmenopausal estrogens has been reported.

Hepatic hemangiomas

Particular caution is indicated in women with hepatic hemangiomas, as estrogen may cause an exacerbation of this condition.

Jaundice

Caution is advised in patients with a history of liver and/or biliary disorders. If cholestatic jaundice develops during treatment, the treatment should be discontinued and appropriate investigations carried out.

Liver function tests

Liver function tests should be done periodically in subjects who are suspected of having hepatic disease. For information on endocrine and liver function tests, see the section under [Monitoring and Laboratory Tests](#).

Immune

Severe anaphylactic/anaphylactoid reactions and angioedema

Cases of anaphylactic/anaphylactoid reactions, which developed anytime during the course of estradiol treatment and required emergency medical management, have been reported in the post marketing setting. Involvement of skin (urticaria, pruritus, swelling of the face, throat, lips, tongue, skin and periorbital edema) and either respiratory tract (respiratory compromise) or gastrointestinal tract (abdominal pain, vomiting) has been noted.

Estrogens may induce or exacerbate symptoms of angioedema, in particular in women with hereditary angioedema. Angioedema requiring medical intervention involving eye/eyelid, face,

larynx, pharynx, tongue and extremity (hands, legs, ankles, and fingers) with or without urticaria has occurred in the post marketing experience of using estradiol. If angioedema involves the tongue, glottis, or larynx, airway obstruction may occur. Patients who develop angioedema after treatment with estradiol should not receive ESTRADOT again.

Systemic lupus erythematosus

Particular caution is indicated in women with systemic lupus erythematosus-

Monitoring and Laboratory Tests

Before ESTRADOT (estradiol-17 β) is administered, the patient should have a complete physical examination including a blood pressure determination. Breasts and pelvic organs should be appropriately examined and a Papanicolaou smear should be performed. Endometrial biopsy should be done only when indicated. Baseline tests should include mammography, measurements of blood glucose, calcium, triglycerides and cholesterol, and liver function tests.

The first follow-up examination should be done within 3-6 months after initiation of treatment to assess response to treatment. Thereafter, examinations should be made at intervals at least once a year. Appropriate investigations should be arranged at regular intervals as determined by the physician.

The importance of regular self-examination of the breasts should be discussed with the patient.

Women should be advised that changes in their breasts should be reported to their doctor or nurse.

Neurologic

Cerebrovascular insufficiency

Patients who develop visual disturbances, classical migraine, transient aphasia, paralysis or loss of consciousness should discontinue medication.

Patients with a previous history of classical migraine and who develop a recurrence or worsening of migraine symptoms should be reevaluated.

Dementia

Available epidemiological data indicate that the use of combined *estrogen plus progestin* in women age 65 and over may increase the risk of developing probable dementia.

The Women's Health Initiative Memory Study (WHIMS), a clinical sub-study of the WHI, was designed to assess whether postmenopausal hormone replacement therapy (oral *estrogen plus progestin* or oral *estrogen-alone*) reduces the risk of dementia in women aged 65 and over (age range 65-79 years) and free of dementia at baseline.^{44, 45}

In the *estrogen plus progestin* arm of the WHIMS (n=4532), women with intact uteri were treated with daily 0.625 mg conjugated equine estrogens (CEE) plus 2.5 mg medroxyprogesterone acetate (MPA) or placebo for an average of 4.05 years. The results, when extrapolated to 10,000 women treated over a one-year period showed:

- 23 more cases of probable dementia (45 on combined HRT versus 22 on placebo).⁴⁴

In the *estrogen-alone* arm of the WHIMS (n=2947), women with prior hysterectomy were treated with daily 0.625 mg CEE or placebo for an average of 5.21 years. The results, when extrapolated to 10,000 women treated over a one-year period showed:

- 12 more cases of probable dementia (37 on *estrogen-alone* versus 25 on placebo), although this difference did not reach statistical significance.⁴⁵

When data from the *estrogen plus progestin* arm of the WHIMS and the *estrogen alone* arm of the WHIMS were combined, as per the original WHIMS protocol, in 10,000 women over a one-year period, there were:

- 18 more cases of probable dementia (41 on *estrogen plus progestin* or *estrogen-alone* versus 23 on placebo).⁴⁵

For transdermal estrogen-only or estrogen-progestogen combined products, no large randomized clinical trials have assessed the HRT-associated risk of probable dementia to date. Therefore there are no data to support the conclusion that the frequency of probable dementia is different with ESTRADOT.

Epilepsy

Particular caution is indicated in women with epilepsy, as estrogen, with or without progestins, may cause an exacerbation of this condition.

Renal

Fluid retention

Estrogens may cause fluid retention. Therefore, particular caution is indicated in cardiac or renal dysfunction or asthma. If, in any of the above-mentioned conditions, a worsening of the underlying disease is diagnosed or suspected during treatment, the benefits and risks of treatment should be reassessed based on the individual case.

Skin

Contact Sensitization

Contact sensitization is known to occur with topical applications. Although it is extremely rare, patients who develop contact sensitization to any component of the patch should be warned that a severe hypersensitivity reaction may occur with continuing exposure to the causative agent.

7.1 Special Populations

7.1.1 Pregnant women

ESTRADOT must not be used during pregnancy. Both estrogens and progestogens may cause fetal harm when administered to a pregnant woman (see [2 CONTRAINDICATIONS](#)).

7.1.2 Breast-feeding

ESTRADOT must not be used while breastfeeding (see [2 CONTRAINDICATIONS](#)).

7.1.3 Pediatrics

ESTRADOT is not indicated for use in children.

7.1.4 Geriatrics

No clinical studies were conducted to evaluate the effect of ESTRADOT on women more than 65 years old.

8 ADVERSE REACTIONS

8.1 Adverse Reaction Overview

See [7 WARNINGS AND PRECAUTIONS](#) regarding potential induction of malignant neoplasms and adverse effects similar to those of oral contraceptives.

The following adverse reactions have been reported with estrogen/progestin combinations in general.

Blood and lymphatic system disorders

Altered coagulation tests (see [7 WARNINGS AND PRECAUTIONS](#) and [9 DRUG INTERACTIONS-Drug-Laboratory Tests Interactions](#))

Cardiac disorders

Palpitations; increase in blood pressure (see [7 WARNINGS AND PRECAUTIONS](#)), coronary thrombosis.

Endocrine disorders

Increased blood sugar levels; decreased glucose tolerance.

Eye disorders

Neuro-ocular lesions (e.g., retinal thrombosis, optic neuritis), visual disturbances; steepening of the corneal curvature; intolerance to contact lenses, (dry eyes and tear film compositions changes).

Gastrointestinal disorders

Nausea; vomiting; abdominal discomfort (cramps, pressure, pain; bloating).

General disorders and administration site conditions

Fatigue; changes in appetite; changes in body weight; change in libido.

Hepatobiliary disorders

Gallbladder disorder; asymptomatic impaired liver function; cholestatic jaundice.

Musculoskeletal and connective tissue disorders

Musculoskeletal pain including leg pain not related to thromboembolic disease (usually transient, lasting 3-6 weeks) may occur.

Nervous system disorders

Aggravation of migraine episodes; headaches; dizziness; neuritis.

Psychiatric disorders

Mental depression; nervousness; irritability.

Renal and urinary disorders

Cystitis; dysuria; sodium retention; edema.

Reproductive system and breast disorders

Breakthrough bleeding; spotting; change in menstrual flow; dysmenorrhea; vaginal itching/discharge; dyspareunia ; endometrial hyperplasia; pre-menstrual-like syndrome; reactivation of endometriosis; changes in cervical erosion and amount of cervical secretion; breast swelling and tenderness.

Skin and subcutaneous tissue disorders

Loss of scalp hair; chloasma or melasma, which may persist when drug is discontinued; erythema nodosum; erythema multiforme; hemorrhagic skin eruptions; hirsutism, acne.

Vascular disorders

Isolated cases of thrombophlebitis; thromboembolic disorders and cerebrovascular accident.

8.2 Clinical Trial Adverse Reactions

Clinical trials are conducted under very specific conditions. The adverse reaction rates observed in the clinical trials; therefore, may not reflect the rates observed in practice and should not be compared to the rates in the clinical trials of another drug. Adverse reaction information from clinical trials may be useful in identifying and approximating rates of adverse drug reactions in real-world use.

The following adverse reactions have been reported with estrogen/progestin combinations in general.

The most commonly reported adverse reaction to VIVELLE[®] (estradiol-17 β), another matrix patch, in clinical trials in patients treated for post-menopausal symptoms was redness and irritation at the application site. This caused approximately 0.8% of patients to discontinue therapy. In a

comparative clinical trial, ESTRADOT was found to be less irritating than VIVELLE®.

In a 2-year controlled trial in patients with post-menopausal osteoporosis, back pain was reported in 13% of patients treated with the VIVELLE® patch and 4.5% of patients treated with placebo. Local application site reactions (patch site erythema, itching, rash, burning, irritation) were reported in approximately 9% of patients treated with active patch and 10% of patients treated with placebo. In most cases the local application site reactions were considered mild; none was considered severe. Two patients out of 259 were discontinued from the trial due to local application site reactions.

Frequency estimate: very common ≥10%, common ≥ 1% to < 10%; uncommon ≥ 0.1% to < 1%; rare ≥ 0.01% to < 0.1%; very rare < 0.01%; with unknown frequency.

Table 2 Most Common Adverse Drug Reactions (≥1%)

Psychiatric disorders	
Common:	Depression
Nervous system disorders	
Common:	Headache, Migraine, Dizziness
Gastrointestinal disorders	
Common:	Nausea, Abdominal pain, Abdominal distension
Reproductive system and breast disorders	
Very common:	Breast tenderness
Common:	Menstrual disorders, Metrorrhagia, Cervical discharge, Breast enlargement
General disorders and administration site conditions	
Very common:	Application site reaction*
Common:	Weight fluctuation, Oedema, Pruritus and rash

*Application site reactions include localized bleeding, bruising, burning, discomfort, dryness, eczema, edema, erythema, inflammation, irritation, pain, papules, paraesthesia, pruritus, rash, skin discolouration, skin pigmentation, swelling, urticaria, and vesicles.

8.3 Less Common Clinical trial Adverse Reactions (<1%)

Gastrointestinal disorders:

Uncommon: Vomiting

General disorders and administration site conditions:

Uncommon: Libido increased or decreased

Neoplasms benign, malignant and unspecified (including cysts and polyps):

Uncommon: Breast cancer

Reproductive system and breast disorders:

Uncommon: Genital candidiasis, Uterine leiomyoma

Skin and subcutaneous tissue disorders:

Uncommon: Alopecia, Hirsutism

8.4 Abnormal Laboratory Findings: Hematologic, Clinical Chemistry and Other Quantitative Data Clinical Trial Findings

Table 3 Abnormal hematologic and clinical chemistry

Laboratory parameters	Effect
Antithrombin III	↓
Coagulation factors VII, VIII, IX, X	↑
Corticosteroid binding globulin (CBG)	CBG ↑ in serum → increased circulating corticosteroids. free or biologically active hormone concentrations are unchanged
Fibrinogen and fibrinogen activity	↑ levels
Folate	↓ serum concentration
T ₃	↓ Resin uptake , reflecting the elevated TBG
Free T ₄	concentration unaltered
Glucose	impaired glucose tolerance
METOPIRONE test	Reduced response
Norepinephrine-induced platelet aggregability	↑
Partial thromboplastin time	↓
Sex-hormone binding globulin (SHBG)	SHBG ↑ in serum due to increased circulating estrogen
Sulfobromophthalein	↑ retention
Triglyceride and Phospholipid	↑ serum concentration
Thyroxin-binding globulin (TBG)	↑ → increased circulating total thyroid hormone (T ₄) as

	measured by column or radioimmunoassay
--	--

If adverse symptoms persist, the prescription of HRT should be re-considered.

8.5 Post-Market Adverse Reactions

Adverse Drug Reactions with unknown frequency

Cardiac disorders:	Embolism, hypertension
Gastrointestinal disorders:	Cholelithiasis, liver function tests abnormal, diarrhoea
Immune system disorders:	Anaphylactic reaction, anaphylactoid reaction, hypersensitivity
Musculoskeletal and connective tissue disorder	Back pain, pain in extremities
Reproductive system and breast disorders:	Endometrial hyperplasia, breast discomfort, breast pain, dysmenorrhea, fibrocystic breast disease, breast discharge
Skin and subcutaneous tissue disorders:	Angioedema, erythema nodosum, erythema multiforme, rash generalised, pruritus generalized, urticaria, contact dermatitis, chloasma. Hypersensitivity, including allergic contact dermatitis and isolated cases of anaphylactoid reactions (some of the patients had a history of previous allergy or allergic disorders). Reversible post-inflammatory pigmentation <u>and</u> precipitation or aggravation of porphyria cutanea tarda in predisposed individuals
Nervous system disorders	chorea.
Psychiatric disorders	Nervousness, affect liability
Vascular disorders	varicose veins

9 DRUG INTERACTIONS

9.2 Drug Interactions Overview

- Estrogens may diminish the effectiveness of anticoagulant, antidiabetic and antihypertensive agents.
- Preparations inducing liver enzymes (e.g. barbiturates, hydantoins, carbamazepine, meprobamates, phenylbutazone rifampicin, rifabutin, nevirapine and efavirenz) may interfere with the activity of orally administered estrogens.
- Estradiol is predominantly metabolized by CYP3A4; concomitant administration of inhibitors of CYP3A4 such as ketoconazole, erythromycin or ritonavir may therefore result in an increase of approximately 50% in estradiol exposure.

9.3 Drug-Behavioural Interactions:

Specific drug-behavioural interaction studies have not been conducted with ESTRADOT.

Acute alcohol ingestion during HRT may lead to elevations in circulating estradiol levels.

9.4 Drug-Drug Interactions

The following section contains information on drug interactions with ethinyl estradiol-containing products (specifically, oral contraceptives) that have been reported in the public literature. It is unknown whether such interactions occur with drug products containing other types of estrogens.

Table 4 **Established or Potential Drug-Drug Interactions**

Drug	Ref	Effect	Clinical Comment
Anticonvulsants (phenobarbital, phenytoin, carbamazepin)	T	↑ metabolism of ethinyl estradiol	↓ plasma concentration of estradiol

Acetaminophen	T	<p>↑ AUC and/or plasma concentration of ethinyl estradiol</p> <p>↓ plasma concentration of acetaminophen</p>	Therapeutic monitoring is recommended
Acid ascorbic	T	<p>↑ AUC and/or plasma concentration of ethinyl estradiol</p>	Therapeutic monitoring is recommended
Aminoglutethimide with medroxyprogesterone acetate (MPA)	T	↓ bioavailability of MPA	Therapeutic monitoring is recommended
Atorvastatin	T	↑ AUC values for ethinyl estradiol by 20 %	Therapeutic monitoring is recommended
Clofibric acid		↑ clearance of clofibric acid	Therapeutic monitoring is recommended
Cyclosporin	T	↑ plasma concentration of cyclosporine.	Therapeutic monitoring is recommended

Lamotrigine	T	↓ plasma concentration of lamotrigine	Although the potential interaction between hormone replacement therapy and lamotrigine has not been studied, concomitant administration of lamotrigine with estradiol has been shown to significantly decrease plasma concentrations of lamotrigine when co-administered due to induction of lamotrigine glucuronidation. This may lead to a reduction in seizure control among women taking both medicinal products together.
Morphine	T	↑ clearance of morphine	Therapeutic monitoring is recommended
Prednisolone	T	↑ plasma concentration of prednisolone	Therapeutic monitoring is recommended
Rifampicin^a	T	↑ metabolism of ethinyl estradiol	↓ plasma concentration of estradiol
Salicylic acid	T	↑ clearance of salicylic acid	Therapeutic monitoring is recommended
Temazepam	T	↑ clearance of temazepam	Therapeutic monitoring is recommended
Theophylline	T	↑ plasma concentration of theophylline	Therapeutic monitoring is recommended
Troglitazone	T	↓ plasma concentrations of ethinyl estradiol by 30 %	Therapeutic monitoring is recommended

Legend: C = Case Study; CT = Clinical Trial; T = Theoretical

^a Clinical pharmacokinetics studies have not demonstrated any consistent effect of antibiotics (other than rifampicin) on plasma concentrations of synthetic steroids.

9.5 Drug-Food Interactions

The interaction of ESTRADOT with food has not been studied.

9.6 Drug-Herb Interactions

It was found that some herbal products (e.g., St. John's wort) which are available as over-the-counter (OTC) products might interfere with steroid metabolism, and therefore, alter the efficacy and safety of estrogen/progestin products.

Physicians and other health care providers should be made aware of other non-prescription products concomitantly used by the patient, including herbal and natural products obtained from the widely spread health stores.

9.7 Drug-Laboratory Tests Interactions

The results of certain endocrine and liver function tests may be affected by estrogen-containing products:

- decreased partial thromboplastin time; increased levels of fibrinogen and fibrinogen activity; increased coagulation factors VII, VIII, IX, X; increased norepinephrine-induced platelet aggregability; decreased antithrombin III;
- increased thyroxine-binding globulin (TBG), leading to increased circulating total thyroid hormone (T₄) as measured by column or radioimmunoassay; T₃ resin uptake is decreased, reflecting the elevated TBG; free T₄ concentration is unaltered;
- other binding proteins may be elevated in serum i.e., corticosteroid binding globulin (CBG), sex-hormone binding globulin (SHBG), leading to increased circulating corticosteroids and sex steroids respectively; free or biologically active hormone concentrations are unchanged;
- impaired glucose tolerance;
- increased serum triglyceride and phospholipid concentration.

(See also [table 2 in Abnormal hematologic, clinical chemistry and Other Quantitative Data section](#))

With ESTRADOT, no effect on fibrinogen, antithrombin III, TBG, CBG or SHBG and decreases in serum triglycerides have been observed.

The results of the above laboratory tests should not be considered reliable unless therapy has been discontinued for two to four weeks. The pathologist should be informed that the patient is receiving estrogen therapy when relevant specimens are submitted.

10 CLINICAL PHARMACOLOGY

10.1 Mechanism of Action

ESTRADOT is designed to deliver daily estradiol-17 β , a physiologic hormone, transdermally into the systemic circulation. Due to the transdermal route of administration, the estradiol-17 β does not undergo first-pass liver metabolism. Resultant estradiol-17 β plasma levels are comparable to those seen in premenopausal women in the early follicular phase of the menstrual cycle. Estradiol-17 β stimulates target tissues such as the uterus, breast and vagina (see [10 PHARMACOLOGY](#)).

ESTRADOT delivers estradiol-17 β via the skin, which metabolizes estradiol only to a small extent. In comparison, orally administered estrogens are rapidly metabolized by the liver to estrone and its conjugates, giving rise to higher circulating levels of estrogens than transdermal estradiol. Therefore, transdermal administration of estradiol produces therapeutic plasma levels with lower circulating levels of estrone conjugates and requires smaller total doses than does oral therapy.

10.2 Pharmacodynamics

Estradiol

The active substance in ESTRADOT, 17beta-estradiol, is chemically and biologically identical to the endogenous human 17beta-estradiol and is classified as a natural estrogen. It compensates for the decreasing estrogen production in menopausal women and alleviates menopausal symptoms. Estradiol prevents bone loss after the menopause or after an ovariectomy.

Hormone Replacement Therapy

ESTRADOT (estradiol-17 β) provide continuous, controlled transdermal delivery of estradiol-17 β such that estradiol-17 β levels as well as the E₂/E₁ ratio in postmenopausal women are restored to those seen in the earlier follicular phase of the premenopausal range (see [Pharmacokinetics](#)). ESTRADOT thus alleviate the symptoms of estradiol-17 β deficiency in menopausal women.

10.3 Pharmacokinetics

Absorption

Studies in postmenopausal women using other estradiol-17 β matrix patches (VIVELLE[®]) which provide 37.5, 50, 75 and 100 mcg of exogenous estradiol-17 β per day, showed increased blood levels within 4 hours. These levels were linearly proportional to the size of the dose and maintained respective mean serum estradiol-17 β levels of 92, 173, 217 and 308 pM/L (25, 47, 59 and 84 picogram/mL) above baseline (typically 37 pM/L). At the same time, increases in estrone serum concentration averaged only 44, 111, 81 and 207 pM/L (12, 30, 22 and 56 picogram/mL) above baseline, respectively, providing an average E₂/E₁ ratio between 1.6 and 2.7, well within the premenopausal range. Serum concentrations of estradiol-17 β and estrone returned to pre-application levels within 24 hours after removal of the patch.

Distribution

Mean plasma clearance rates of estradiol-17 β and estrone in women have been estimated to be 735 L/day per m² and 1213 L/day per m², respectively. Hence, based on studies with VIVELLE[®], for women with a body surface area of 1.4-1.9 m², (weight, 48-86 kg; average height 157 cm) VIVELLE[®] patches which provide 37.5, 50, 75 and 100 mcg/day should maintain mean steady state serum concentrations as follows:

Patch	Estradiol Dosage (mcg per day)	Expected Increase in Serum Levels of Estradiol (pM/L) Above Baseline (typically 37 pM/L)
VIVELLE 37.5	37.5	66-106
VIVELLE 50	50	88-147
VIVELLE 75	75	132-228
VIVELLE 100	100	176-312

Estradiol-17 β delivered by the transdermal route results in an E₂/E₁ ratio of approximately 1. By comparison, typical E₂/E₁ ratios following oral estrogen therapy are 0.1 to 0.3 because estrone levels increase to a greater extent than estradiol-17 β levels. The extensive first-pass liver metabolism leads to supraphysiological plasma concentrations of estrone and, in patients on prolonged treatment, to accumulation of estrone and estrone sulphate. Only 2% is free and biologically active.

Metabolism

Metabolism and plasma levels of estradiol-17 β delivered transdermally are similar to those of endogenous hormone in premenopausal women. Estradiol-17 β is metabolised primarily in the liver to estrone, then later to estriol, epiestriol and catechol estrogens, which are then conjugated to sulphates and glucuronides, which are far less active than estradiol-17 β . Cytochrome 450 isoforms CYP1A2 and CYP3A4 catalyze the hydroxylation of estradiol-17 β forming estriol. Estriol is glucuronidated by UGT1A1 and UGT2B7 in humans. Estrogen metabolites are excreted by the kidneys but are also subject to enterohepatic circulation. The skin metabolizes estradiol-17 β only to a small extent.

Elimination

The daily urinary output of estradiol-17 β conjugates increased 3 to 10 times the baseline values and returned to near baseline values within 2 days after removal of the patch. Multiple-application studies yielded similar results, with urinary output of estradiol-17 β conjugates returning to baseline within 3 days of patch removal.

The plasma elimination half-life of estradiol-17 β is approximately 1 hour. The short half-life and rapid clearance of estradiol-17 β permit a rapid cessation of estrogen therapy when cycling is desirable. The bulk of the metabolites is excreted in the urine as glucuronides and sulphates.

Special Populations and Conditions

- **Pediatrics:** ESTRADOT is not indicated for use in children
- **Geriatrics:** No clinical studies were conducted to evaluate the effect of estradiol on women more than 65 years old.
- **Sex:** ESTRADOT should be used in women only.

Estrogen pharmacology

Estradiol-17 β is the major estrogenic hormone secreted by the human ovary. Among numerous effects, estradiol-17 β is largely responsible for the development and maintenance of the female reproductive system and of secondary sexual characteristics. It promotes growth and development of the vagina, uterus, fallopian tubes, and breasts. Estradiol-17 β contributes to the shaping of the skeleton, to the maintenance of tone and elasticity of urogenital structures, to changes in the epiphyses of the long bones that allow for the pubertal growth spurt and its termination, to the growth of axillary and pubic hair, and to the pigmentation of the nipples and genitals. Estradiol-17 β also affects the release of pituitary gonadotropins.

After menopause, when the ovaries have ceased to function, only small amounts of estradiol-17 β are still produced, i.e., from the aromatization of androstenedione to estrone and to a lesser

extent, testosterone to estradiol-17 β . Estrone is transformed to estradiol-17 β by the enzyme 17 β -hydroxysteroid-dehydrogenase. Both enzymes prevail in fat, liver and muscle tissue.

In premenopausal women, the ratio of estradiol-17 β (E₂) to estrone (E₁) (i.e., E₂/E₁ ratio) in the plasma is in the range of 0.5 to 2, depending on the phase of the menstrual cycle. The E₂/E₁ ratio for untreated postmenopausal women is below 0.5.

Loss of the ovarian estradiol-17 β production after menopause can result in the following: instability of thermoregulation causing hot flushes associated with sleep disturbance and excessive sweating; accelerated loss of bone matrix and mineral; alterations in lipid metabolism; urogenital atrophy, causing dyspareunia and urinary incontinence.

The protection against endometrial hyperplasia in women with intact uteri is necessary during long-term therapy. Published data suggest that 12 to 14 days of sequential progestin treatment during estrogen replacement therapy reduces the occurrence of endometrial hyperplasia, and thereby irregular bleeding and endometrial carcinoma, compared to estrogen treatment alone.

11 STORAGE, STABILITY AND DISPOSAL

Store ESTRADOT patches between 2°C-30°C. Do not freeze.

Each patch is individually sealed in a separate pouch. Do not store out of the pouch. Apply immediately upon removal from the protective pouch. Patches should be applied in whole.

Keep ESTRADOT out of the reach and sight of children and pets both before use and when disposing of used patches.

Do not use any ESTRADOT pack that is damaged or shows signs of tampering.

12 SPECIAL HANDLING INSTRUCTIONS

See [4 DOSAGE AND ADMINISTRATION](#)- Patch Application section.

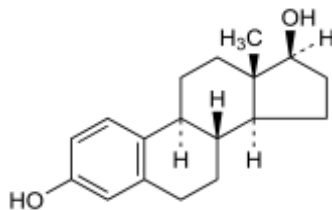
PART II: SCIENTIFIC INFORMATION

13 PHARMACEUTICAL INFORMATION

Drug Substance

Proper name	Estradiol-17 β
Chemical name	estra-1,3,5 (10)-triene-3,17 β -diol
Molecular formula	C ₁₈ H ₂₄ O ₂
Molecular mass	290.4 g/Mol

Structural formula



Physicochemical properties

Estradiol is a white crystalline powder. Estradiol is practically insoluble in water; soluble 1 in 28 of alcohol and soluble 1 in 17 of acetone

14 CLINICAL TRIALS

14.1 Trial Design and Study Demographic

Relief of menopausal symptoms

Efficacy and safety of another estradiol-17 β matrix patch (VIVELLE[®]) in the relief of menopausal and postmenopausal symptoms have been studied in two multicenter, double-blind, placebo-controlled pivotal studies. A total of 356 healthy menopausal women aged 30-65 years (mean 50.5 years) with moderate to severe vasomotor symptoms, a minimum of 6 hot flushes/day, plasma estradiol levels \leq 20 picogram/mL and plasma FSH levels \geq 50 mU/mL were enrolled in the studies. A total of 266 women were randomized to VIVELLE[®] patches (37.5, 50, 75 or 100 mcg/day) and 90 were randomized to placebo patches. Over 3 months (3 cycles), the patches were applied to a clear, non-oily area of the abdomen below the waist and were changed twice a week. The evaluable groups consisted of 239 active and 80 placebo patients.

Table 5 Summary of patient demographics for clinical trials in Relief of menopausal symptoms

Study #	Trial design	Dosage, route of administration and duration	Study subjects (n=356)	Mean age (Range)	Gender
Studies 1003-A and 1003-B combined	two multicenter, double-blind, placebo-controlled pivotal safety and efficacy trials	-patch 37.5 mcg/day (n=79), twice a week for 3 months - patch 50 mcg/day (n=44), twice a week for 3 months - patch 75 mcg/day (n=40), twice a week for 3 months - patch 100 mcg/day (n=76), twice a week for 3 months	ESTRADOT: 266 women randomised to VIVELLE [®] patches (37.5,50,75 or 100 mcg/day)	30-65 years (mean 50.5 years)	Women
		Patch placebo (n=80), twice a week for 3 months	Placebo: 80 women randomized to placebo patches		

Prevention of osteoporosis

Efficacy and safety of another estradiol-17 β matrix patch (VIVELLE[®]) in the prevention of postmenopausal osteoporosis have been studied in a 2-year double-blind, randomized, placebo-controlled, parallel group study. A total of 261 hysterectomized (161) and non-hysterectomized (100), surgically or naturally menopausal women (within 5 years of menopause), with no evidence of osteoporosis (lumbar spine bone mineral density within 2 standard deviation of average peak bone mass, i.e., ≥ 0.827 g/cm²) were enrolled in this study; 194 patients were randomized to one of the four doses of VIVELLE[®] (100, 50, 37.5 or 25 mcg/day) and 67 patients to placebo. Over 2 years, study systems were applied to the buttock or the abdomen twice a week. Non-hysterectomized women received oral medroxy progesterone acetate (2.5 mg/day) throughout the study.

The study population comprised naturally (82%) or surgically (18%) menopausal, hysterectomized (61%) or nonhysterectomized (39%) women with a mean age of 52.0 years (range 27 to 62 years; the mean duration of menopause was 31.7 months (range 2 to 72 months). Two hundred thirty nine (92%) of randomized subjects (178 on active drug, 61 on placebo) contributed data to the analysis of percent change from baseline in bone mineral density (BMD) of the AP lumbar spine, the primary efficacy variable.

Table 6 Summary of patient demographics for clinical trials in Prevention of osteoporosis

Study #	Trial design	Dosage, route of administration and duration	Study subjects (n=261)	Mean age (Range)	Gender
035	2-year double-blind, randomized, placebo-controlled, parallel group study	-patch 25 mcg/day twice a week for 2 years - patch 37.5 mcg/day twice a week for 2 years - patch 50 mcg/day twice a week for 2 years - patch 100 mcg/day twice a week for 2 years	ESTRADOT: 194 patients were randomized to one of the four doses of VIVELLE [®] (100, 50, 37.5 or 25 mcg/day)	27-62 years (mean 52.0 years)	Women
		Patch placebo twice a week for 2 years	Placebo: 67 women randomized to placebo patches		

14.2 Study results

Relief of menopausal symptoms

The primary efficacy variable for both studies was the change in the number of hot flushes at the end of the third treatment cycle compared to baseline values. VIVELLE® was found to be statistically and clinically superior to placebo at all four doses (Table 6). In addition, VIVELLE® significantly reduced the severity of hot flushes, sweating and insomnia compared to placebo.

Table 7 Mean reduction in number of hot flushes - Studies 1003-A and 1003-B combined

Treatment	N	Baseline	N	Cycle 3
37.5 mcg/day	79	10.3	77	-7.1*
50 mcg/day	44	12.5	43	-7.6*
75 mcg/day	40	13.0	37	-9.1*
100 mcg/day	76	11.2	68	-9.0*
Placebo	80	10.8	72	-3.0

*p<0.0001

Prevention of osteoporosis

There was an increase in BMD of the AP lumbar spine in all VIVELLE® dose groups; in contrast to this a decrease in AP lumbar spine BMD was observed in placebo patients. All VIVELLE® doses were significantly superior to placebo (p<0.05) at all time points with the exception of VIVELLE® 50 mcg/day at 6 months, implying bone preservation for all treatment groups, as opposed to bone loss for placebo.

Analysis of percent change from baseline in femoral neck BMD also showed similar results; all doses of VIVELLE® were significantly superior to placebo (p<0.05) at 24 months.

Serum osteocalcin (a marker of bone formation) and urinary excretion of cross-link N-telopeptides of type 1 collagen (a marker of bone resorption) generally decreased in active

treatment groups, suggesting a decrease in bone turnover. However, the differences were not statistically significant.

14.3 Comparative Bioavailability Studies

A comparative, multiple dose, cross-over pharmacokinetic study in 30 healthy postmenopausal women demonstrated that the ESTRADOT 5 cm² (50 mcg/day) and the VIVELLE[®] 14.5 cm² (50 mcg/day) patches produced comparable serum concentrations of estradiol at steady state. Each patch was administered for four 84-hour dosing periods with a 7-day washout period between treatments. Statistical analyses also demonstrated equivalence between the two patches for estradiol pharmacokinetic parameters.

Table 8 Mean Observed Pharmacokinetic Parameters for Estradiol (E₂) Obtained After Treatments with Two Different Transdermal Estradiol Systems (n=30)

Parameter	ESTRADOT 5.0 cm ² patch Mean (SD)	VIVELLE [®] 14.5 cm ² patch Mean (SD)
C _{max} (pg/mL)	56.7 (30.7)	52.7 (20.0)
T _{max} (h)	30.7 (15.6)	22.0 (13.5)
C _{trough} (pg/mL)	28.1 (19.5)	29.4 (12.3)
% Fluctuation	158.0 (190.8)	89.2 (59.4)
AUC ₀₋₈₄ (pg·h/mL)	3088 (1721)	2886 (1147)
AUC ₀₋₉₆ (pg·h/mL)	3268 (1865)	3051 (1191)
k _e (h ⁻¹)	0.138 (0.079)	0.132 (0.056)
t _½ (h)	7.7 (7.1)	6.3 (2.7)

15 MICROBIOLOGY

No microbiological information is required for this drug product.

16 NON-CLINICAL TOXICOLOGY

Preclinical safety data

The toxicity profile of estradiol is well established in the literature. Long-term continuous administration of natural and synthetic estrogens in certain animal species increases the frequency of carcinomas of the breast, uterus, cervix, vagina, testis and liver.

At low physiological doses of estradiol (similar to those delivered by ESTRADOT), neoplastic potential is negligible in experimental animals. Most of the documented effects of exogenously administered estradiol in animal studies have been consequences of the administration of supraphysiological doses and are consistent with an exaggerated pharmacological response (most notably the promotion of tumours in oestrogen-responsive tissues). However, long-term unopposed treatment with physiological doses of estradiol may lead to hyperplastic changes in oestrogen-dependent reproductive organs like the uterus.

In local tolerability studies in rabbits, some skin irritation was observed.

PATIENT MEDICATION INFORMATION

READ THIS FOR SAFE AND EFFECTIVE USE OF YOUR MEDICINE

PrESTRADOT®25

PrESTRADOT®37.5

PrESTRADOT®50

PrESTRADOT®75

PrESTRADOT®100

estradiol-17 β patch

Read this carefully before you start taking **ESTRADOT** and each time you get a refill. This leaflet is a summary and will not tell you everything about this drug. Talk to your healthcare professional about your medical condition and treatment and ask if there is any new information about **ESTRADOT**.

Serious Warnings and Precautions

The Women's Health Initiative (WHI) trial is a large clinical study that assessed the benefits and risks of oral combined *estrogen plus progestin* therapy and oral *estrogen-alone* therapy compared with placebo (a pill with no active ingredients) in postmenopausal women.

The WHI trial indicated an increased risk of myocardial infarction (heart attack), stroke, breast cancer, pulmonary emboli (blood clots in the lungs) and deep vein thrombosis (blood clots in the large veins) in postmenopausal women taking oral combined *estrogen plus progestin*.

The WHI trial indicated an increased risk of stroke and deep vein thrombosis in postmenopausal women with prior hysterectomy (surgical removal of the uterus) taking oral *estrogen-alone*.

Therefore, you should highly consider the following:

- There is an increased risk of developing invasive breast cancer, heart attack, stroke and blood clots in both lungs and large veins with the use of estrogen plus progestin therapy.
- There is an increased risk of stroke and blood clots in the large veins with the use of estrogen-alone therapy.
- Estrogens with or without progestins should not be used for the prevention of heart disease or stroke.
- Estrogens with or without progestins should be used at **the lowest effective dose** and for **the shortest period of time** possible. Regular medical follow-up is advised.

What is ESTRADOT used for?

- The relief of menopausal and postmenopausal symptoms.

- The prevention of osteoporosis due to a lack of estrogens occurring naturally or caused by a surgery (removal of uterus). In postmenopausal women already diagnosed as having osteoporosis and vertebral fractures, treatment with ESTRADOT may delay further bone loss.

ESTRADOT should not be used in women who still have their uterus unless it is taken with a progestin. Some women are more likely to develop osteoporosis after menopause than others. If you have been prescribed ESTRADOT only for the prevention of osteoporosis you should discuss other alternative therapies with your healthcare professional. These include adequate diet, calcium and vitamin D intake, cessation of smoking and regular physical weight-bearing exercise.

You should carefully discuss the risks and benefits of hormone replacement therapy (HRT) with your healthcare professional. You should regularly talk with your healthcare professional about whether you still need treatment with HRT.

How does ESTRADOT work?

The main estrogen produced by your ovaries prior to menopause is estradiol, and this is the same estrogen that is in ESTRADOT. When applied to the skin, the ESTRADOT patch continually releases small, controlled quantities of estradiol, which pass through your skin and into your bloodstream. This offers relief from menopausal symptoms. It also slows down bone loss and may prevent bones from breaking. The amount of estrogen prescribed depends on your body's needs. Your healthcare professional can adjust the amount you get by prescribing different patch sizes.

Your body normally makes estrogens and progesterone (female hormones) mainly in the ovaries. Between ages 45 and 55, the ovaries gradually stop making estrogens. This leads to a decrease in body estrogen levels and a natural menopause (the end of monthly menstrual periods). If both ovaries are removed during an operation before natural menopause takes place, the sudden decrease in estrogen levels causes "surgical menopause".

Menopause is not a disease - it is a natural life event and different women experience menopause and its symptoms differently. Not all women suffer obvious symptoms of estrogen deficiency. When the estrogen levels begin decreasing, some women develop very uncomfortable symptoms, such as feelings of warmth in the face, neck, and chest, or sudden intense episodes of heat and sweating ("hot flashes" or "hot flushes"). Using estrogen drugs can help the body adjust to lower estrogen levels and reduce these symptoms.

Osteoporosis: The bones of both men and women start to thin after about age 40, but women lose bone faster after menopause. Using estrogens after menopause slows down bone thinning and may prevent bones from breaking.

What are the ingredients in ESTRADOT?

Medicinal ingredient: Estradiol-17 β

Non-medicinal ingredients: cellulose compounds, ethanol, ethylene-vinyl acetate copolymer, light mineral oil, polyester and polyisobutylene.

ESTRADOT comes in the following dosage forms:

ESTRADOT is a patch that is applied to the skin. It is available in five sizes, each containing and releasing different amounts of estradiol, as follows:

- ESTRADOT 25: 2.5 cm² patch, containing 0.39 mg estradiol (as hemihydrate) and releasing around 25 mcg estradiol per day.
- ESTRADOT 37.5: 3.75 cm² patch, containing 0.585 mg estradiol (as hemihydrate) and releasing around 37.5 mcg estradiol per day.
- ESTRADOT 50: 5 cm² patch, containing 0.78 mg estradiol (as hemihydrate) and releasing around 50 mcg estradiol per day.
- ESTRADOT 75: 7.5 cm² patch, containing 1.17 mg estradiol (as hemihydrate) and releasing around 75 mcg estradiol per day.
- ESTRADOT 100: 10 cm² patch, containing 1.56 mg estradiol (as hemihydrate) and releasing around 100 mcg estradiol per day.

Do not use ESTRADOT if:

- you are allergic to estradiol or any of the non-medicinal ingredients in ESTRADOT or a component of the container (see **What are the ingredients in ESTRADOT?**)
- you are pregnant or think you may be pregnant. Since pregnancy may be possible early in menopause while you are still having spontaneous periods, you should talk to your healthcare professional about using non-hormonal birth control. If you take estrogen during pregnancy, there is a small risk of your unborn child having birth defects.
- you are breastfeeding. Talk to your healthcare professional about how to feed your baby.
- you have or have a history of cancer of the breast, uterus or endometrium (lining of the womb) or any other cancer which is sensitive to estrogens
- you have been diagnosed with an overgrowth of the lining of the uterus (endometrial hyperplasia)
- you have unusual vaginal bleeding without a known reason
- you have inflamed varicose veins (thrombophlebitis)
- you have or have a history of blood clots in the legs or somewhere else in your body
- you have or have a history of heart attack, stroke or coronary heart disease (including angina pectoris)
- you have serious liver disease
- you have or have a history of migraines
- you have had partial or complete loss of vision due to blood vessel disease in the eye
- you have a disease of blood pigment called porphyria

To help avoid side effects and ensure proper use, talk to your healthcare professional before you take ESTRADOT. Talk about any health conditions or problems you may have, including if you:

- have a history of severe allergic reaction or intolerance to any medications or other substances
- have been told that you have a condition called hereditary or acquired angioedema of if you have had episodes of rapid swelling of the hands, feet, face, lips, eyes, tongue, throat (airway blockage) or digestive tract
- have a history of breast disease (including breast lumps) and/or breast biopsies, or a family history of breast cancer
- have uterine fibroids or endometriosis
- have or have a history of liver disease or liver tumours, jaundice (yellowing of the eyes and/or skin) or itching related to estrogen use or during pregnancy
- have high blood pressure
- have a family history of blood clots, heart disease or stroke
- have inflamed varicose veins (phlebitis)
- have kidney problems
- have asthma
- have a history of bone disease (this includes certain metabolic conditions or cancers that can affect blood levels of calcium and phosphorus)
- have or have a family history of diabetes
- have systemic lupus erythematosus. This is a disease of the immune system that affects the joints, skin, kidneys, blood cells, brain, heart and lungs.
- have gall bladder disease
- have a history of depression
- have hearing loss due to otosclerosis. This is a condition caused by abnormal bone growth in the middle ear.
- have a history of epilepsy (seizures) or other neurological disorders
- have high cholesterol or high triglycerides
- have had a hysterectomy (surgical removal of the uterus)
- smoke
- are undergoing surgery or need long bed rest
- have had several miscarriages
- have hypothyroidism. This is a condition in which your thyroid gland does not produce enough thyroid hormone.

Other warnings you should know about:

Cancer:

- **Breast cancer:** The results of the WHI trial indicated an increased risk of breast cancer in post-menopausal women taking combined *estrogen plus progestin* compared to women taking placebo.

The results of the WHI trial indicated no difference in the risk of breast cancer in postmenopausal women with prior hysterectomy taking *estrogen-alone* compared to women taking placebo.

Estrogens should not be taken by women who have a personal history of breast cancer.

In addition, women with a family history of breast cancer or women with a history of breast lumps, breast biopsies or abnormal mammograms (breast x-rays) should talk to their healthcare professional before starting hormone replacement therapy (HRT).

Women should have a mammogram before starting HRT and at regular intervals during treatment as recommended by their healthcare professional.

Regular breast examinations by a healthcare professional and regular breast self-examination are recommended for all women. You should review techniques for breast self-examination with your healthcare professional.

- **Ovarian cancer:** In some studies, the use of *estrogen-alone* and *estrogen plus progestin* therapies for 5 or more years has been associated with an increased risk of ovarian cancer.

Overgrowth of the lining of the uterus and cancer of the uterus:

The use of estrogen-alone therapy by post menopausal women who still have a uterus increases the risk of developing endometrial hyperplasia (overgrowth of the lining of the uterus), which increases the risk of endometrial cancer (cancer of the lining of the uterus).

If you still have your uterus, you should take a progestin medication (another hormone drug) regularly for a certain number of days of each month to reduce the risk of endometrial hyperplasia.

You should discuss progestin therapy and risk factors for endometrial hyperplasia and endometrial carcinoma with your healthcare professional. You should also report any unexpected or unusual vaginal bleeding to your healthcare professional.

If you have had your uterus removed, you are not at risk of developing endometrial hyperplasia or endometrial carcinoma. Progestin therapy is therefore not generally required in women who have had a hysterectomy.

Heart disease and Stroke:

The results of the WHI trial indicated an increased risk of stroke and coronary heart disease in post-menopausal women taking combined *estrogen plus progestin* compared to women taking placebo.

The results of the WHI trial indicated an increased risk of stroke, but no difference in the risk of coronary heart disease in post-menopausal women with prior hysterectomy taking *estrogen alone* compared to women taking placebo.

Abnormal blood clotting:

The results of the WHI trial indicated an increased risk of blood clots in the lungs and large veins in post-menopausal women taking combined *estrogen plus progestin* compared to women taking placebo.

The results of the WHI trial indicated an increased risk of blood clots in the large veins, but no difference in the risk of blood clots in the lungs in post-menopausal women with prior hysterectomy taking *estrogen-alone* compared to women taking placebo.

The risk of blood clots increases with age, if you or a family member has had blood clots, if you smoke or if you are severely overweight. The risk of blood clots is also temporarily increased if you are immobilized for long periods of time and following major surgery. You should discuss risk factors for blood clots with your healthcare professional since blood clots can be life-threatening or cause serious disability.

Gallbladder disease:

The use of estrogens by postmenopausal women has been associated with an increased risk of gallbladder disease requiring surgery.

Dementia:

The Women's Health Initiative Memory Study (WHIMS) was a sub-study of the WHI trial and indicated an increased risk of dementia (loss of memory and intellectual function) in post-menopausal women age 65 and over taking oral combined *estrogen plus progestin* compared to women taking placebo.

The WHIMS indicated no difference in the risk of dementia in post-menopausal women age 65 and over with prior hysterectomy taking oral *estrogen-alone* compared to women taking placebo.

Check-ups and Tests:

ESTRADOT should be used only under the supervision of a healthcare professional, with regular follow-up visits, at least once a year, to check for side effects associated with its use. Your first follow-up visit should be within 3 to 6 months of starting treatment. Your visit may include a blood pressure check, a breast exam, a Pap smear and pelvic exam. You should have a mammogram before starting treatment and at regular intervals as recommended by your healthcare professional. Your healthcare professional may recommend some blood tests.

Tell your healthcare professional about all the medicines you take, including any drugs, vitamins, minerals, natural supplements or alternative medicines.

The following may interact with ESTRADOT:

- medicines used to help you relax or sleep such as barbiturates, meprobamate, temazepam
- medicines used for the treatment of epilepsy such as phenobarbital, phenytoin, carbamazepine, lamotrigine
- medicines used to treat fever, pain or inflammation such as phenylbutazone, acetaminophen, salicylic acid
- medicines used to treat bacterial infections such as erythromycin
- medicines used in the treatment of tuberculosis such as rifampicin, rifabutin

- herbal products containing St John’s wort (*Hypericum perforatum*) used to treat depression and other conditions
- medicines used to treat fungal infections such as ketoconazole
- medicines used for the treatment of HIV and AIDS such as nevirapine, efavirenz, ritonavir
- some nutritional supplements such as vitamin C
- aminoglutethimide with medroxyprogesterone acetate (MPA), often used together for the treatment of breast cancer
- medicines used to lower cholesterol such as atorvastatin, clofibric acid
- medicines used to prevent organ rejection such as cyclosporin
- morphine, used for the treatment of severe pain
- prednisolone, a corticosteroid used to treat a variety of conditions including allergies and inflammation
- medicines used to treat lung and breathing problems such as theophylline
- insulin and other medicines used to treat diabetes such as troglitazone
- medicines used to thin the blood and prevent blood clots
- medicines used to lower high blood pressure
- alcohol

Tell your healthcare professional that you are being treated with ESTRADOT if you are going to have laboratory tests. Some laboratory tests, such as tests for glucose tolerance or thyroid function, may be affected by ESTRADOT therapy.

How to use ESTRADOT:

1. Preparing the Skin

In order for the patch to stick, the skin should be clean, dry and free of creams, lotions or oils. If you wish, you may use body lotion after the patch has been properly applied to the skin. The skin should not be irritated or broken, since this may alter the amount of hormone you get. Contact with water (bath, pool, or shower) won't affect the patch, although very hot water or steam may loosen it and therefore should be avoided (**see Helpful Hints**).

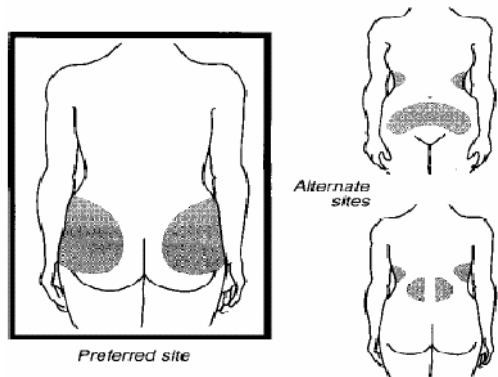
2. Where to Apply the ESTRADOT Patch

The ESTRADOT patch is rounded rectangular. **ESTRADOT patches should always be applied whole.**

The buttock is the preferred place to apply the patch. The patches may also be applied to the sides, hip, lower back or lower abdomen (see Figure 1). Change the site of application each time you put a patch on. You can use the same spot more than once but **not twice in a row**.

Each time you apply a patch you should always apply it to the same area of your body (i.e., if the patch is applied to the buttocks, move the patch from right side to left side, twice a week or more often if there is any redness under the patch).

Figure 1



Avoid areas of the skin where clothing may rub the patch off or areas where the skin is very hairy or folded. Also avoid areas where the patch is likely to be exposed to the sun since this may affect how the patch works.

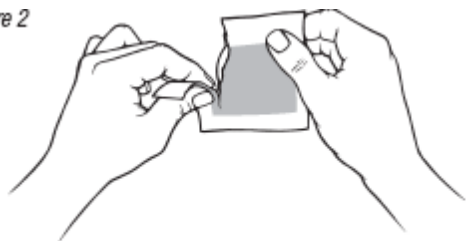
DO NOT APPLY ESTRADOT TO YOUR BREAST, since this may cause unwanted effects and discomfort.

3. Opening the Pouch

Each ESTRADOT patch is individually sealed in a protective pouch. **Tear** open this pouch at the indented notch and remove the patch (see Figure 2). Do not use scissors, as you may accidentally cut and destroy the patch. There may or may not be bubbles in the patch, this is normal.

Figure 2

Figure 2



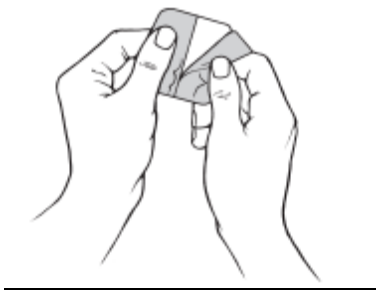
4. Removing the Liner

Make sure that you have removed your old patch before applying the new one.

One side of the patch has the adhesive that sticks to your skin. The adhesive is covered by a protective liner that must be removed.

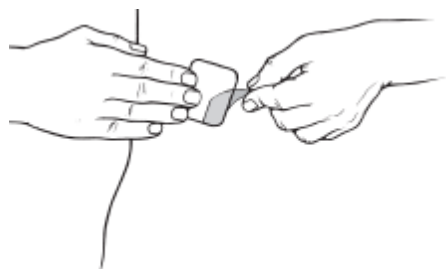
To separate the patch from the liner, hold the patch with the protective liner facing you. Peel off one half of the protective liner and discard it (see Figure 3). Try to avoid touching the sticky side of the patch with your fingers.

Figure 3



Using the other half of the liner as a handle, apply the sticky side of the patch to a dry area of intact skin on the trunk of the body. Press the sticky side on the skin and smooth down. Fold back the remaining side of the patch. Grasp the straight edge of the protective backing and pull it off the patch (see Figure 4). Avoid touching the adhesive.

Figure 4



Don't worry if the patch buckles slightly. You can flatten it out after the liner has been removed. Apply the patch soon after opening the pouch and removing the liner.

5. Applying the ESTRADOT Patch

Apply the adhesive side to the spot you have chosen. Press it firmly in place with the palm of your hand for about 10 seconds, then run your finger around the edge, making sure there is good contact with the skin.

ESTRADOT should be worn continuously until it is time to replace it with a new patch. You may wish to experiment with different locations when applying a new patch, to find sites that are most comfortable for you, where clothing will not rub against the patch.

6. When and How to Remove the Patch

The ESTRADOT patch should be changed twice weekly. Always change it on the same 2 days of the week. If you forget to change it at the scheduled time, there is no cause for alarm. Just change it as soon as possible and **continue** to follow your usual schedule.

After you remove the patch fold it in half with the adhesive sides inwards. **Throw it away, safely out of the reach and sight of children or pets.**

Any adhesive left on your skin should rub off easily. You can also use mineral oil, baby oil or rubbing alcohol to remove adhesive from the skin. Apply a new ESTRADOT patch on a different spot of clean, dry skin.

The medicine in your patch is contained in the adhesive and not in a special reservoir.

Helpful Hints

What to do if the patch falls off

Should a patch fall off in a very hot bath or shower, shake the water off the patch. Dry your skin completely and reapply the patch (to a different area of skin) and continue your regular schedule. Make sure you choose a clean, lotion-free area of the skin. If it still does not stick completely to your skin, then use a **new** patch. No matter what day this happens, go back to changing the patch on the same days as the initial schedule.

If hot baths, saunas or whirlpools are something you enjoy and you find that the patch is falling off, you may consider removing the patch **temporarily** while you are in the water. If you do remove the patch temporarily, the adhesive side of the patch should be placed on the protective liner that was removed when originally applying the patch. Wax paper may be used as an alternate to the liner. This prevents the contents of the patch from emptying by evaporation while you are not wearing it.

In addition to exposure to very hot water, there are some other causes for the patch failing to stick. If you are having patches fall off regularly, this could be happening as a result of:

- using any type of bath oil
- using soaps with a high cream content
- using skin moisturizers before applying the patch

Patch adhesion may be improved if you avoid using these products, and by cleansing the site of application with rubbing alcohol before you apply the patch.

What to do if your skin becomes red or irritated under or around the patch

As with any product that covers the skin for a period of time (such as bandages), the ESTRADOT patch can produce some skin irritation. This varies according to the sensitivity of your skin.

Usually this redness does not pose any health concern to you, but to reduce this problem, there are some things that you may do:

- choose the buttock as the site of application
- change the site of application of the ESTRADOT patch every time a new patch is applied, usually twice weekly

Experience with another matrix patch (VIVELLE®) has shown that if you allow the patch to be exposed to the air for approximately 10 seconds after the protective liner has been removed, skin redness may not occur.

If redness and/or itching continues, you should talk to your healthcare professional.

Usual dose:

Follow all instructions given to you by your healthcare professional carefully. Your healthcare professional will explain when to start using ESTRADOT. ESTRADOT is used as continuous therapy. You will need to wear a patch all the time.

The ESTRADOT patch is worn continuously for the 4 weeks of the cycle (see Figure 5). The ESTRADOT patches are applied twice weekly on the same days of each week. Each patch should be worn continuously for 3 to 4 days.

Figure 5

Week 1	○	○	ESTRADOT patch for the 4 weeks of the cycle
Week 2	○	○	
Week 3	○	○	
Week 4	○	○	

The next treatment cycle is started immediately after removal of the last ESTRADOT patch. Irregular uterine bleeding may occur particularly in the first 6 months, but generally decreases with time.

Each box contains eight ESTRADOT patches. If your treatment is for less than 28 days of estrogen (cyclical therapy), you will have one or two patches left over which can be used for the next month.

It is important that you use ESTRADOT as your healthcare professional has prescribed. Do not discontinue or change your therapy without talking to your healthcare professional.

Overdose

If you think you, or a person you are caring for, have used too much ESTRADOT, remove the patch and contact a healthcare professional, hospital emergency department, or regional poison control centre immediately, even if there are no symptoms.

Missed Dose:

If you forget to change a patch, replace it with a new patch as soon as you remember. No matter what day that happens, go back to changing this patch on the same day as your initial schedule.

What are possible side effects from using ESTRADOT?

These are not all the possible side effects you may have when taking ESTRADOT. If you experience any side effects not listed here, tell your healthcare professional.

Side effects may include:

- change in weight
- vaginal bleeding or spotting, changes in vaginal discharge
- vaginal infection
- menstrual cramps

- headache
- dizziness
- nausea, abdominal pain and swelling, vomiting
- diarrhea
- tender breasts, breast enlargement
- change in your sex drive
- hair loss or excessive hairiness
- fibroids (benign growths in the uterus, may have painful and/or heavy periods)
- easy bruising, excessive nose bleeds
- darkening of the skin, particularly on the face or abdomen (chloasma), purple skin patches
- acne
- decline of memory or mental ability
- rapid mood changes, nervousness
- contact lens discomfort, dry eyes
- back pain, pain in the extremities
- uncontrollable jerky movements (chorea)
- varicose veins

Serious side effects and what to do about them			
Symptom / effect	Talk to your healthcare professional		Stop taking drug and get immediate medical help
	Only if severe	In all cases	
COMMON			
Application site reaction: persistent irritation, redness, rash or itching of the skin after the patch has been removed, bleeding, bruising, burning, discomfort, dryness, skin boils, inflammation, irritation, pain, tiny solid skin bumps, skin discolouration, hives, blisters	X		
Migraine: severe headache often accompanied by nausea, vomiting and sensitivity to light			X
Depression: persistent sad mood that won't go away			X
Edema: unusual swelling of the arms, legs or abdomen		X	
UNCOMMON			
Breast changes (breast lumps/breast cancer): pain and			X

Serious side effects and what to do about them			
Symptom / effect	Talk to your healthcare professional		Stop taking drug and get immediate medical help
	Only if severe	In all cases	
tenderness, lumps, nipple discharge			
Myocardial infarction (heart attack): crushing chest pain or chest heaviness, pressure or squeezing pain in the chest, jaw, left arm, between the shoulder blades or upper abdomen, shortness of breath, dizziness, fatigue, light-headedness, clammy skin, sweating, indigestion, anxiety, feeling faint, irregular heartbeat			X
Deep vein thrombosis (blood clot in the leg): pain or swelling in the leg, difficulty standing or walking, feeling of warmth in the leg, red or discoloured skin			X
Pulmonary embolism (blood clot in the lung): sharp pain in the chest, coughing blood or sudden shortness of breath			X
Blood clot in the eye: sudden partial or complete loss of vision			X
Stroke: sudden severe headache or worsening of headache, vomiting, dizziness, fainting, disturbance of vision or speech, weakness or numbness in the face, arm or leg			X
Unexpected or excessively heavy vaginal bleeding		X	
Liver problems: yellowing of the skin or eyes (jaundice), dark urine, light coloured stool, itching all over your body			X
Allergic reaction: rash, itching, hives, breathlessness or			X

Serious side effects and what to do about them			
Symptom / effect	Talk to your healthcare professional		Stop taking drug and get immediate medical help
	Only if severe	In all cases	
difficulty breathing, wheezing or coughing, light-headedness, dizziness, changes in levels of consciousness, low blood pressure, skin reddening, swelling of the face, throat, lips, tongue, skin and eyes, rash with painful red lumps, pain in joints and muscles swelling, blistering of lips, eyes, skin peeling			
Hypertension (high blood pressure): shortness of breath, fatigue, dizziness or fainting, chest pain or pressure, swelling in your ankles and legs, bluish colour to your lips and skin, racing pulse or heart palpitations		X	
Gallbladder disease: nausea, vomiting, pain on the upper right side of the abdomen, especially after meals, loss of appetite, fever		X	

If you have a troublesome symptom or side effect that is not listed here or becomes bad enough to interfere with your daily activities, tell your healthcare professional.

Reporting Side Effects

You can report any suspected side effects associated with the use of health products to Health Canada by:

- Visiting the Web page on Adverse Reaction Reporting (<https://www.canada.ca/en/health-canada/services/drugs-health-products/medeffect-canada.html>) for information on how to report online, by mail or by fax; or
- Calling toll-free at 1-866-234-2345.

NOTE: Contact your health professional if you need information about how to manage your side effects. The Canada Vigilance Program does not provide medical advice.

Storage:

Store ESTRADOT patches between 2°C-30°C. Do not freeze. Store in the original package.

ESTRADOT patches should be kept out of the reach and sight of children and pets before use and when disposing of used patches.

Do not use ESTRADOT after the expiry date shown on the pack.

Do not use any ESTRADOT pack that is damaged or shows signs of tampering.

If you want more information about ESTRADOT:

- Talk to your healthcare professional
- Find the full product monograph that is prepared for healthcare professionals and includes this Patient Medication Information by visiting the Health Canada website: (<https://www.canada.ca/en/health-canada/services/drugs-health-products/drug-products/drug-product-database.html>); the manufacturer's website www.sandoz.ca, or by calling 1-800-361-3062.

This leaflet was prepared by Sandoz Canada Inc.

Last revised: SEP 27, 2024

ESTRADOT is a registered trademark