

PRODUCT MONOGRAPH
INCLUDING PATIENT MEDICATION INFORMATION

NASAL SPRAY ALLERGY 24HR

Triamcinolone Acetonide Aqueous Nasal Spray
Aqueous Nasal Spray, 55 mcg / Metered Spray, Nasal
Apotex Standard
Corticosteroid for Nasal Use

APOTEX INC.
150 Signet Drive
Toronto, Ontario
M9L 1T9

Date of Authorization:
MAR 20, 2025

Submission Control Number: 290848

RECENT MAJOR LABEL CHANGES

7 WARNINGS AND PRECAUTIONS	03/2025
--	---------

TABLE OF CONTENTS

Sections or subsections that are not applicable at the time of authorization are not listed.

RECENT MAJOR LABEL CHANGES 2

TABLE OF CONTENTS 2

PART I: HEALTH PROFESSIONAL INFORMATION..... 4

1 INDICATIONS 4

 1.1 Pediatrics4

 1.2 Geriatrics4

2 CONTRAINDICATIONS..... 4

4 DOSAGE AND ADMINISTRATION 4

 4.1 Dosing Considerations4

 4.2 Recommended Dose and Dosage Adjustment5

 4.4 Administration..... 5

 4.5 Missed Dose6

5 OVERDOSAGE 6

6 DOSAGE FORMS, STRENGTHS, COMPOSITION AND PACKAGING 6

7 WARNINGS AND PRECAUTIONS..... 7

 7.1 Special Populations.....10

 7.1.1 Pregnant Women10

 7.1.2 Breast-feeding10

 7.1.3 Pediatrics10

8 ADVERSE REACTIONS..... 10

 8.1 Adverse Reaction Overview10

 8.2 Clinical Trial Adverse Reactions11

 8.2.1 Clinical Trial Adverse Reactions – Pediatrics13

 8.5 Post-Market Adverse Reactions14

9 DRUG INTERACTIONS 15

9.4	Drug-Drug Interactions.....	15
9.5	Drug-Food Interactions.....	15
9.6	Drug-Herb Interactions.....	15
9.7	Drug-Laboratory Test Interactions.....	15
10	CLINICAL PHARMACOLOGY.....	15
10.1	Mechanism of Action.....	15
10.2	Pharmacodynamics	16
10.3	Pharmacokinetics	16
11	STORAGE, STABILITY AND DISPOSAL.....	18
	PART II: SCIENTIFIC INFORMATION	19
13	PHARMACEUTICAL INFORMATION	19
14	CLINICAL TRIALS	19
14.1	Trial Design and Study Demographics	19
14.2	Study Results	20
14.3	Comparative Bioavailability Studies.....	20
15	MICROBIOLOGY.....	21
16	NON-CLINICAL TOXICOLOGY.....	21
17	SUPPORTING PRODUCT MONOGRAPHS	22
	PATIENT MEDICATION INFORMATION.....	23

PART I: HEALTH PROFESSIONAL INFORMATION

1 INDICATIONS

Adults and children 12 years of age and older: NASAL SPRAY ALLERGY 24HR (triamcinolone acetonide aqueous nasal spray) is indicated for the temporary relief of multi-symptoms of perennial and seasonal allergic rhinitis such as:

- nasal congestion
- runny nose
- sneezing
- itchy nose

Regular usage is essential since maximum relief may not be obtained until after 2 to 3 days of treatment (see [4 DOSAGE AND ADMINISTRATION, 4.4 Administration](#) section).

1.1 Pediatrics

NASAL SPRAY ALLERGY 24HR is not indicated for children less than 12 years of age.

1.2 Geriatrics

No data are available to Health Canada; therefore, Health Canada has not authorized an indication for geriatric use.

2 CONTRAINDICATIONS

Hypersensitivity to any of the ingredients of NASAL SPRAY ALLERGY 24HR and in patients with active or quiescent tuberculosis, or untreated fungal, bacterial, and viral infection.

4 DOSAGE AND ADMINISTRATION

4.1 Dosing Considerations

Patients should be informed that the full effect of NASAL SPRAY ALLERGY 24HR therapy is not achieved until 2 to 3 days of treatment have been completed. Treatment of seasonal rhinitis should, if possible, start before the exposure to allergens. (See [7 WARNINGS AND PRECAUTIONS](#) section).

NASAL SPRAY ALLERGY 24HR is available without a prescription for adults and children 12 years of age and older.

Careful attention must be given to patients previously treated for prolonged periods with

systemic corticosteroids when transferred to NASAL SPRAY ALLERGY 24HR. Initially, NASAL SPRAY ALLERGY 24HR and the systemic corticosteroid must be given concomitantly, while the dose of the latter is gradually decreased. The usual rate of withdrawal of the systemic steroid is the equivalent of 2.5 mg of prednisone every four days if the patient is under close supervision. If continuous supervision is not feasible, the withdrawal of the systemic steroid should be slower, approximately 2.5 mg of prednisone (or equivalent) every ten days. If withdrawal symptoms appear, the previous dose of the systemic steroid should be resumed for a week before further decrease is attempted.

4.2 Recommended Dose and Dosage Adjustment

Adults and children 12 years of age and older:

The recommended starting dose of NASAL SPRAY ALLERGY 24HR is 220 mcg as two sprays in each nostril once daily.

It is always desirable to titrate an individual patient to the minimum effective dose to reduce the possibility of side effects. Therefore, when the maximum benefit has been achieved and symptoms have been controlled, reducing the dose to 110 mcg (one spray in each nostril once daily) has been shown to be effective in maintaining control of the allergic rhinitis symptoms in patients who were initially controlled at 220 mcg/day. (See [7 WARNINGS AND PRECAUTIONS](#), [8 ADVERSE REACTIONS](#) & [NASAL SPRAY ALLERGY 24HR PART III: PATIENT MEDICATION INFORMATION](#) sections).

4.4 Administration

The therapeutic effects of corticosteroids, unlike those of decongestants, are not immediate. Since the effect of NASAL SPRAY ALLERGY 24HR depends on its regular use, patients must be instructed to take the nasal inhalations at regular intervals and not as with other decongestant nasal sprays, as they feel necessary.

In the presence of excessive nasal mucus secretion or edema of the nasal mucosa, the drug may fail to reach the site of action. In such cases it is advisable to use a nasal vasoconstrictor for two to three days prior to NASAL SPRAY ALLERGY 24HR therapy. Patients should be instructed on the correct method of use, which is to blow the nose, then insert the nozzle firmly into the nostril, compress the opposite nostril and actuate the spray while inspiring through the nose, with the mouth closed.

Adults and children 12 years of age and older:

An improvement of symptoms usually becomes apparent within a few days after the start of therapy. NASAL SPRAY ALLERGY 24HR should not be continued beyond one week in the absence of significant symptomatic improvement.

4.5 Missed Dose

Take the regular dose, which you are on, if a missed dose is no longer than an hour from the designated time. If a dose is missed for over an hour, do not take the dose. Continue the regular dosing schedule on the next day, that is, after 24 hours. Do not exceed the maximum daily dose (2 sprays in each nostril once daily).

5 OVERDOSAGE

Like any other nasally administered corticosteroid, acute overdosing is unlikely in view of the total amount of active ingredient present. In the event that the entire contents of the bottle were administered all at once, via either oral or nasal application, clinically significant systemic adverse events would most likely not result. The patient may experience some gastrointestinal upset if taken orally.

However, when used chronically in excessive doses or in conjunction with other corticosteroid formulations, systemic corticosteroid effects such as hypercorticism and adrenal suppression may appear. If such changes occur, the dosage of NASAL SPRAY ALLERGY 24HR should be discontinued slowly consistent with accepted procedures for discontinuation of chronic steroid therapy (See [4 DOSAGE AND ADMINISTRATION](#) section).

The restoration of hypothalamic-pituitary axis may be slow; during periods of pronounced physical stress (i.e. severe infections, trauma, surgery) a supplement with systemic steroids may be advisable.

For management of a suspected drug overdose, contact your regional poison control centre.

6 DOSAGE FORMS, STRENGTHS, COMPOSITION AND PACKAGING

Table – Dosage Forms, Strengths, Composition and Packaging

Route of Administration	Dosage Form / Strength / Composition	Non-medicinal Ingredients
Nasal	Aqueous Nasal Spray 55 mcg / Metered Spray	Benzalkonium chloride, dextrose monohydrate, edetate disodium dihydrate, hydrochloric acid (pH adjuster), microcrystalline cellulose and carboxymethylcellulose sodium, polysorbate 80, purified water and sodium hydroxide (pH adjuster). (hydrochloric acid or sodium hydroxide may be added to adjust the pH to between 4.9 and 5.1)

Composition

NASAL SPRAY ALLERGY 24HR is a white, milky suspension, unscented, thixotropic, water-based metered-dose pump spray formulation unit containing a microcrystalline suspension of triamcinolone acetonide (9.075 mg triamcinolone acetonide / bottle) in an aqueous medium.

Dosage forms and packaging

NASAL SPRAY ALLERGY 24HR is supplied as a non-chlorofluorocarbon (CFC) containing-metered dose pump spray which will provide 120 actuations. It is supplied with a nasal adapter and patient instructions.

Each bottle contains 9.075 mg triamcinolone acetonide. Each actuation releases approximately 55 mcg triamcinolone acetonide from the nasal actuator to the patient. There are at least 120 actuations in one NASAL SPRAY ALLERGY 24HR bottle. After 120 actuations or 2 months after starting treatment, the amount delivered per actuation may not be consistent and the unit should be discarded.

In the [NASAL SPRAY ALLERGY 24HR Part III: Patient Medication Information](#), patients are provided with a check-off form to track usage.

7 WARNINGS AND PRECAUTIONS

General

The replacement of a systemic steroid with NASAL SPRAY ALLERGY 24HR has to be gradual and carefully supervised by the physician. The guidelines under "Dosage and Administration" should be followed in all such cases.

Patients should be informed that the full effect of NASAL SPRAY ALLERGY 24HR therapy is not achieved until 2 to 3 days of treatment have been completed. Treatment of seasonal rhinitis should, if possible, start before the exposure to allergens.

Patients should be advised to inform subsequent physicians of prior use of corticosteroids.

Systemic absorption of intranasal corticosteroids may occur (especially when used for a prolonged duration). The risk may vary as per the potency, dosage form and pharmacokinetic properties (lipophilicity, volume of distribution and elimination half-life) of the steroid.

To ensure the proper dosage and administration of the drug, the patient should be instructed to read the consumer package insert (see [NASAL SPRAY ALLERGY 24HR Part III: Patient Medication Information](#) section).

Dependence/Tolerance

Treatment with NASAL SPRAY ALLERGY 24HR should not be stopped abruptly but tapered off gradually. The risks associated with sudden discontinuation of all corticosteroids after prolonged use may include exacerbation or recurrence of the underlying disease, adrenocortical insufficiency, or steroid withdrawal syndrome. Typical signs and symptoms can be either systemic (e.g., arthralgia, myalgia, tremors, weight loss and anxiety) or localized (e.g., nasal bleeding, nasal drip). In patients previously on prolonged periods or high doses of systemic steroids, the replacement with a topical corticosteroid can be accompanied by symptoms of withdrawal, e.g. joint and/or muscular pain, lassitude, and depression; in severe cases, adrenal insufficiency may occur, necessitating the temporary resumption of systemic steroid therapy. These patients should be carefully monitored for acute adrenal insufficiency in response to stress. Careful attention must be given to patients with asthma or other clinical conditions in whom a rapid decrease in systemic steroids may cause a severe exacerbation of their symptoms.

Ear/Nose/Throat

Because of the inhibitory effect of corticosteroids on wound healing, in patients who have had recent nasal surgery or trauma, a nasal corticosteroid should be used with caution until healing has occurred. As with other nasally inhaled corticosteroids, nasal septal perforations have been reported in rare instances.

The possibility of atrophic rhinitis and/or pharyngeal candidiasis should be kept in mind.

In clinical studies with triamcinolone acetonide aqueous nasal spray, the development of localized infections of the nose and pharynx with *Candida albicans* has rarely occurred. When such an infection develops it may require treatment with appropriate local or systemic therapy and temporary discontinuation of treatment with NASAL SPRAY ALLERGY 24HR. Therefore, patients using NASAL SPRAY ALLERGY 24HR over several months or longer should be examined periodically for evidence of *Candida* infection or other signs of adverse effects on the nasal mucosa.

Endocrine and Metabolism

No apparent evidence of hypothalamic-pituitary-adrenal (HPA) axis suppression was observed in clinical studies following treatment with triamcinolone acetonide aqueous nasal spray at recommended doses. When intranasal steroids are used at higher than recommended dosages or in susceptible individuals at recommended dosages, systemic corticosteroid effects may occur, such as hypercorticism, suppression of HPA function and/or reduction of growth velocity in children or teenagers. Children should be maintained on the lowest dose which delivers adequate symptom control (see [4 DOSAGE AND ADMINISTRATION](#) section).

A one-year double-blind, placebo-controlled parallel group study in 298 treated pediatric

patients (3 to 9 years of age) was conducted to assess the effect of triamcinolone acetonide aqueous nasal spray (once-daily dose of 110 microgram) on growth velocity using stadiometry. From the primary analysis of evaluable patients (134 triamcinolone acetonide aqueous nasal spray and 133 placebo), the estimated growth velocity in the triamcinolone acetonide aqueous nasal spray group was 0.45 cm/year lower than that in the placebo group with 95% CI ranging between 0.11 to 0.78 cm/year lower than placebo. The clinical long-term relevance of this change in growth velocity associated with nasal corticosteroids is not known. Physicians should closely follow the growth of children and adolescents taking corticosteroids, by any route, and weigh the benefits of corticosteroid therapy against the possibility of growth suppression. Therapy should be managed with the aim of reducing the dose of nasal corticosteroid if possible, to the lowest dose at which effective control of symptoms is maintained.

Osteoporosis is a possible adverse effect associated with a long-term use of large doses of corticosteroids.

Immune

Corticosteroids may mask some signs of infection and new infections may appear. A decreased resistance to localized infections has been observed during corticosteroid therapy; this may require treatment with appropriate therapy or stopping the administration of NASAL SPRAY ALLERGY 24HR.

Patients who are on immunosuppressant drugs are more susceptible to infections than healthy individuals. Chickenpox and measles, for example, can have a more serious or even fatal course in children or adults on immunosuppressant doses of corticosteroids. In such children, or in adults who have not had these diseases, particular care should be taken to avoid exposure. If exposed, therapy with varicella zoster immune globulin (VZIG) or pooled intravenous immunoglobulin (IVIG), as appropriate, may be indicated. If chickenpox develops, treatment with antiviral agents may be considered.

Monitoring and Laboratory Tests

During long-term therapy, pituitary-adrenal function and hematological status should be assessed.

Ophthalmologic

Visual disturbance may be associated with systemic and topical corticosteroid use. If a patient presents with symptoms such as blurred vision or other visual disturbances, the patient should be considered for referral to an ophthalmologist for evaluation of possible causes which may include cataract, glaucoma or rare disease such as central serous chorioretinopathy (CSCR). Close monitoring is warranted in patients with a history of increased intraocular pressure, glaucoma, and/or cataract.

Sensitivity/Resistance

There is an enhanced effect of corticosteroids on patients with hypothyroidism and in those with cirrhosis. Acetylsalicylic acid should be used cautiously in conjunction with corticosteroids in patients with hypothermia.

The use of NASAL SPRAY ALLERGY 24HR with alternate day systemic prednisone could increase the likelihood of HPA suppression compared to a therapeutic dose of either one alone. Therefore, NASAL SPRAY ALLERGY 24HR should be used with caution in patients already receiving alternate-day prednisone treatment for any disease.

7.1 Special Populations

7.1.1 Pregnant Women

The safety of triamcinolone acetonide aqueous nasal spray in pregnancy has not been established. If used, the expected benefits should be weighed against the potential hazard to the fetus, particularly during the first trimester of pregnancy.

Like other glucocorticosteroids, triamcinolone acetonide is teratogenic to rodents and non-human primates (see [16 NON-CLINICAL TOXICOLOGY](#) section). The relevance of these findings to humans has not yet been established. Infants born of mothers who have received substantial doses of glucocorticosteroids during pregnancy should be carefully observed for hypoadrenalism.

7.1.2 Breast-feeding

Glucocorticosteroids are excreted in human milk. It is not known whether triamcinolone acetonide would be secreted in human milk, but it is suspected to be likely. The use of NASAL SPRAY ALLERGY 24HR in nursing mothers requires that the possible benefits of the drug be weighed against the potential hazards to the infant.

7.1.3 Pediatrics

Oral corticosteroids have been shown to cause growth suppression in children and teenagers, particularly with higher doses over extended periods. If a child or teenager on any corticosteroids appears to have growth suppression, the possibility that they are particularly sensitive to this effect of steroids should be considered.

8 ADVERSE REACTIONS

8.1 Adverse Reaction Overview

Systemic and local corticosteroid use may result in the following:

- Epistaxis, ulcerations, *Candida albicans* infection, nasal septal perforation, impaired wound healing (see [7 WARNINGS AND PRECAUTIONS](#) section)
- Glaucoma and Cataracts (see [7 WARNINGS AND PRECAUTIONS](#) section)
- Immunosuppression (see [7 WARNINGS AND PRECAUTIONS](#) section)
- Hypothalamic-pituitary-adrenal (HPA) axis effects, including reduction of growth velocity (see [7 WARNINGS AND PRECAUTIONS](#) section)

8.2 Clinical Trial Adverse Reactions

Clinical trials are conducted under very specific conditions. The adverse reaction rates observed in the clinical trials; therefore, may not reflect the rates observed in practice and should not be compared to the rates in the clinical trials of another drug. Adverse reaction information from clinical trials may be useful in identifying and approximating rates of adverse drug reactions in real-world use.

In placebo-controlled, double-blind and open-label clinical studies, 1483 adults and children 12 years and older received treatment with triamcinolone acetonide aqueous nasal spray. These patients were treated for an average duration of 50.7 days. In the controlled, seasonal trials (2 to 5 weeks duration) from which the following adverse reaction data is derived, 1394 patients were treated with triamcinolone acetonide aqueous nasal spray for an average of 18.7 days. In the long-term, open-label study, the 172 patients enrolled received treatment for an average of 286 days duration.

The most commonly reported adverse reactions included those involving mucous membranes of the nose and throat. The three most prevalent adverse reactions considered to be at least possibly drug-related in adults and children 12 years and older were rhinitis (1.5%), headache (0.7%), and pharyngitis (0.3%), and in children 4 to 12 years were epistaxis (3.1%), rhinitis (1.4%) and headache (1.2%).

The incidence of specific nasopharyngeal-related adverse reactions considered drug related is summarized as follows:

Table 1: Nasopharyngeal Adverse Reactions

	Placebo (N=176)	Triamcinolone Acetonide Aqueous Nasal Spray 110 mcg (N=179)	Triamcinolone Acetonide Aqueous Nasal Spray 220 mcg (N=187)	Placebo (N=626)	Triamcinolone Acetonide Aqueous Nasal Spray 400 mcg (N=1068)
Nasal AEs (overall)	15 (8.5%)	8 (4.5%)	12 (6.4%)	20 (3.2%)	31 (2.9%)

	Placebo (N=176)	Triamcinolone Acetonide Aqueous Nasal Spray 110 mcg (N=179)	Triamcinolone Acetonide Aqueous Nasal Spray 220 mcg (N=187)	Placebo (N=626)	Triamcinolone Acetonide Aqueous Nasal Spray 400 mcg (N=1068)
Dry mucous membranes	0	0	0	2 (0.3%)	3 (0.3%)
Epistaxis	9 (5.1%)	6 (3.4%)	6 (3.2%)	3 (0.5%)	17 (1.6%)
Nasal irritation	5 (2.8%)	0	2 (1.1%)	3 (0.5%)	9 (0.8%)
Naso-sinus congestion	0	1 (0.6%)	1 (0.5%)	1 (0.2%)	2 (0.2%)
Sneezing	1 (0.6%)	0	2 (1.1%)	6 (1.0%)	2 (0.2%)
Throat discomfort	1 (0.6%)	1 (0.6%)	1 (0.5%)	6 (1.0%)	3 (0.3%)

These adverse reactions, with the exception of epistaxis (in adults), were reported at approximately the same or lower incidence as placebo treated patients. Only 1% of the patients in the controlled trials discontinued treatment (e.g. pharyngitis, headache). Overall, these studies found the adverse experience profile for triamcinolone acetonide aqueous nasal spray to be similar to placebo.

The following tables summarize the adverse events (% of patients) present in at least 5% of patients in the double-blind and open label phase studies in adults.

Table 2: Adverse Events in Adults

VARIABLES	STUDIES IN ADULTS		
	Double-Blind		Open Label
	Placebo N=90	Triamcinolone Acetonide Aqueous Nasal Spray 220 mcg N=88	Triamcinolone Acetonide Aqueous Nasal Spray 220/110 mcg N=172
Flu Syndrome	5 (5.6%)	5 (5.7%)	17 (9.9%)
Headache	12 (13.3%)	6 (6.8%)	38 (22.1%)
Epistaxis	1 (1.1%)	6 (6.8%)	31 (18.0%)
Pharyngitis	5 (5.6%)	13 (14.8%)	55 (32.0%)
Rhinitis	5 (5.6%)	6 (6.8%)	49 (28.5%)
Injury Accident	--	--	20 (11.6%)
Back Pain	--	--	13 (7.6%)
Cough Increased	--	--	14 (8.1%)
Sinusitis	--	--	27 (15.7%)
Pain	--	--	10 (5.8%)

VARIABLES	STUDIES IN ADULTS		
	Double-Blind		Open Label
	Placebo N=90	Triamcinolone Acetonide Aqueous Nasal Spray 220 mcg N=88	Triamcinolone Acetonide Aqueous Nasal Spray 220/110 mcg N=172
Diarrhea	--	--	10 (5.8%)

In the event of accidental overdose, an increased potential for these adverse experiences may be expected, but systemic adverse experiences are unlikely (see [5 OVERDOSAGE](#) section).

Hypersensitivity reactions including skin rash and edema of the face or tongue have been reported with other intranasal corticosteroids.

When patients are transferred to NASAL SPRAY ALLERGY 24HR from a systemic steroid, allergic conditions such as asthma or eczema may be unmasked (see [7 WARNINGS AND PRECAUTIONS](#) section).

8.2.1 Clinical Trial Adverse Reactions – Pediatrics

Children 4 to 12 years of age (n= 622) were studied in 3 controlled clinical trials. Of these, 179 received 110 mcg/day and 215 received 220 mcg/day of triamcinolone acetonide aqueous nasal spray in two, six, or twelve week trials. The longest average duration of treatment for patients receiving 110 mcg/day was 76.3 days and 79.6 days for those receiving 220 mcg/day.

The following tables summarize the adverse events (% of patients) present in at least 5% of patients in controlled studies in children 4 to 12 years of age.

Table 3: Adverse Events in Children

	STUDIES IN CHILDREN 4-12 YEARS OF AGE			
	Placebo N=202	Triamcinolone Acetonide Aqueous Nasal Spray 110 mcg N=179	Triamcinolone Acetonide Aqueous Nasal Spray 220 mcg N=215	Triamcinolone Acetonide Aqueous Nasal Spray 440 mcg N=26
Fever	11 (5.4%)	8 (4.5%)	12 (5.6%)	2 (7.7%)
Flu syndrome	15 (7.4%)	16 (8.9%)	4 (1.9%)	0
Headache	22 (10.9%)	18 (10.1%)	16 (7.4%)	4 (15.4%)
Infection	15 (7.4%)	13 (7.3%)	16 (7.4%)	0
Injury accidental	3 (1.5%)	3 (1.7%)	4 (1.9%)	2 (7.7%)
Cough increased	13 (6.4%)	15 (8.4%)	15 (7.0%)	0

	STUDIES IN CHILDREN 4-12 YEARS OF AGE			
	Placebo N=202	Triamcinolone Acetonide Aqueous Nasal Spray 110 mcg N=179	Triamcinolone Acetonide Aqueous Nasal Spray 220 mcg N=215	Triamcinolone Acetonide Aqueous Nasal Spray 440 mcg N=26
Epistaxis	14 (6.9%)	8 (4.5%)	10 (4.7%)	1 (3.8%)
Pharyngitis	13 (6.4%)	14 (7.8%)	16 (7.4%)	2 (7.7%)
Rhinitis	18 (8.9%)	18 (10.1%)	18 (8.4%)	0
Sinusitis	16 (6.4%)	7 (3.9%)	7 (3.3%)	0

In addition, the most frequent (frequencies $\geq 2\%$) adverse reactions in adults and children greater than 6 years are: Headache, epistaxis, cough, bronchitis, dyspepsia, rhinitis, pharyngitis, flu syndrome, and tooth disorder.

Additional adverse reactions in pediatric patients:

Reduction of growth velocity (see [7 WARNINGS AND PRECAUTIONS – Endocrine and Metabolism](#) section)

In patients aged 2 to 5 years, the following adverse reactions have been observed (frequency $\geq 2\%$): Headache, pharyngolaryngeal pain, nasopharyngitis, excoriation, diarrhea, and upper abdominal pain.

These adverse reactions, with the exception of nasal congestion and sneezing (in children) were reported at approximately the same or lower incidence as placebo treated patients. In children, no patient receiving 110 mcg/day discontinued due to a serious adverse event and one patient receiving 220 mcg/day discontinued due to a serious event that was considered not drug related. Overall, these studies found the adverse experience profile for triamcinolone acetonide to be similar to placebo.

8.5 Post-Market Adverse Reactions

The following additional adverse reactions have been reported during post-marketing experience; they are derived from spontaneous reports and therefore, the frequency of these adverse reactions is not known: nasal irritation, dry mucous membrane, nasal congestion, sneezing alterations of taste and smell, nausea, insomnia, dizziness, fatigue, dyspnea, decreased blood cortisol, blurred vision, cataract, increased ocular pressure, glaucoma, chorioretinopathy, pruritus, rash, hypersensitivity, and steroid withdrawal syndrome. As with other nasally inhaled corticosteroids, nasal septum perforations have been reported in rare instances.

9 DRUG INTERACTIONS

9.4 Drug-Drug Interactions

Interactions with other drugs have not been established.

9.5 Drug-Food Interactions

Interactions with food have not been established.

9.6 Drug-Herb Interactions

Interactions with herbal products have not been established.

9.7 Drug-Laboratory Test Interactions

Interactions with laboratory tests have not been established.

10 CLINICAL PHARMACOLOGY

10.1 Mechanism of Action

Triamcinolone acetonide is a potent anti-inflammatory steroid with strong topical and weak systemic activity. Triamcinolone acetonide is a more potent derivative of triamcinolone. Although triamcinolone itself is approximately one to two times as potent as prednisone in animal models of inflammation, triamcinolone acetonide is approximately 8 times more potent than prednisone.

When administered intranasally in therapeutic doses, it has a direct anti-inflammatory action on the nasal mucosa, the mechanism of which is not yet completely defined. The minute amount absorbed in therapeutic doses has not been shown to exert any apparent clinical systemic effects.

Corticosteroids are very effective. However, when allergic symptoms are very severe, local treatment with recommended doses (microgram) of any available topical corticosteroid are not as effective as treatment with larger doses (milligram) of oral or parenteral formulations. Corticosteroids do not have an immediate effect on allergic signs and symptoms.

Adults and children 12 years of age and older:

An improvement of symptoms may be seen as early as the first day after initiation of treatment and full benefit may be expected in 3 to 4 days. NASAL SPRAY ALLERGY 24HR should not be continued beyond one week in the absence of significant symptomatic improvement.

10.2 Pharmacodynamics

Triamcinolone acetonide is a potent derivative of triamcinolone. Although triamcinolone itself is approximately 1 to 2 times as potent as prednisone in animal models of inflammation, triamcinolone acetonide is much more potent. In cotton oil-induced ear inflammation, triamcinolone acetonide topically applied was 59 times more active than hydrocortisone when given by mouth in equivalent doses. Comparable effects were obtained in rats with cotton and asbestos pellet induced granuloma.

Thymolytic potency was essentially equivalent, when given by the subcutaneous, intramuscular, intravenous and intraperitoneal routes. It was, however, 3 to 4 times more potent when given orally. Neither triamcinolone nor triamcinolone acetonide produced sodium retention in adrenalectomized rats or androgenic effects in castrated rats.

The precise mechanism of action of the intranasal drug is unknown. However, clinical studies utilizing nasal administration have demonstrated effective local steroid activity with no evidence of systemic effects. Smears of the nasal mucosa obtained during clinical studies demonstrated marked reductions in nasal eosinophils, which are known to release highly active chemical mediators.

10.3 Pharmacokinetics

Absorption

Triamcinolone acetonide aqueous administered intranasally has been shown to be minimally absorbed into the systemic circulation in humans. Patients with active rhinitis showed absorption similar to that found in normal volunteers.

In order to determine if systemic absorption plays a role in triamcinolone acetonide aqueous nasal spray treatment of allergic rhinitis symptoms, a two week double-blind placebo-controlled clinical study was conducted comparing triamcinolone acetonide aqueous nasal spray, orally ingested triamcinolone acetonide, and placebo in 297 patients with seasonal allergic rhinitis. The study demonstrated that the therapeutic efficacy of triamcinolone acetonide aqueous nasal spray can be attributed to the topical effects of triamcinolone acetonide.

In order to evaluate the effects of systemic absorption on the Hypothalamic-Pituitary-Adrenal (HPA) axis, a clinical study was performed comparing 220 mcg or 440 mcg triamcinolone acetonide aqueous nasal spray, or 10 mg prednisone to placebo for 42 days. Adrenal response to a 6-hour cosyntropin stimulation test clearly indicated that triamcinolone acetonide aqueous nasal spray administered at doses of 220 mcg and 440 mcg had no effect on HPA activity versus placebo. Conversely, oral prednisone at 10 mg/day significantly reduced the response to ACTH.

A six week study was conducted in 80 pediatric patients to evaluate the effect of 220 mcg or

440 mcg of triamcinolone acetonide aqueous nasal spray versus placebo on HPA function. No evidence of adrenal axis suppression was observed in the pediatric patients exposed to systemic levels of triamcinolone acetonide higher than the systemic levels observed following administration of the maximum recommended dose of triamcinolone acetonide aqueous nasal spray.

In a 6-week randomized, double-blind, placebo-controlled clinical study evaluating the effect of triamcinolone acetonide aqueous nasal spray (once-daily dose of 110 micrograms or 220 micrograms) on HPA axis function (as measured by 24-hour serum cortisol AUC) in 140 children (2 to 11 years of age), no statistically significant difference from placebo was observed. The ratio of triamcinolone acetonide aqueous nasal spray to placebo was 0.966, 95% CI (0.892, 1.045).

Distribution:

Pharmacokinetics studies with radiolabelled triamcinolone acetonide have been carried out by the oral, pulmonary, and intravenous routes in several species. The pharmacokinetic behaviour of the triamcinolone acetonide was similar in all species within each route of administration. The results of studies in which triamcinolone acetonide was administered as an aerosol showed rapid disappearance of radioactivity from lungs, comparable to that observed following oral administration.

Metabolism:

Peak blood levels occurred in one to two hours. Virtually no radioactivity was present in the lungs and trachea 24 hours after dosing. Three major metabolites of triamcinolone acetonide have been identified. They are 6-hydroxy-triamcinolone acetonide (much less biologically active than triamcinolone acetonide), 21-carboxytriamcinolone acetonide and 21-carboxy-6-hydroxytriamcinolone acetonide. The latter two metabolites would also be expected to be substantially less active than the parent compound due to:

- a) the dependence of anti-inflammatory activity on the presence of the 21-hydroxyl group,
- b) the decreased activity observed upon 6-hydroxylation, and
- c) the markedly increased water solubility that favours rapid elimination.

There appeared to be some qualitative differences in the metabolites among the species. No differences were detected in the metabolic pattern as a function of route of administration.

Based upon intravenous dosing of triamcinolone acetonide phosphate ester, the half-life of triamcinolone acetonide was reported to be 88 minutes. The volume of distribution (Vd) reported was 99.5 L (SD \pm 27.5) and clearance was 45.2 L/hour (SD \pm 9.1) for triamcinolone acetonide. The plasma half-life of corticosteroids does not correlate well with the biologic half-life.

Pharmacokinetic characterization of the triamcinolone acetonide aqueous nasal spray formulation was determined in both normal adult subjects and patients with allergic rhinitis. Single dose intranasal administration of 220 mcg of triamcinolone acetonide aqueous nasal spray in normal adult subjects and patients demonstrated minimal absorption of triamcinolone acetonide. The mean peak plasma concentration was approximately 0.5 ng/mL (range: 0.1 to 1.0 ng/mL) and occurred at 1.5 hours post dose. The mean plasma drug concentration was less than 0.06 ng/mL at 12 hours and below the assay detection limit at 24 hours. The average terminal half-life was 3.1 hours. Dose proportionality was demonstrated in normal subjects and in patients following a single intranasal dose of 110 mcg or 220 mcg triamcinolone acetonide aqueous nasal spray.

Elimination

Studies completed utilizing radiolabelled triamcinolone acetonide given via oral and intravenous routes in several species show the major portion of the drug is eliminated in the feces, irrespective of the route of administration, with only one species (rabbit) showing significant urinary excretion of radioactivity.

11 STORAGE, STABILITY AND DISPOSAL

Store at room temperature 15°C to 30°C.

PART II: SCIENTIFIC INFORMATION

13 PHARMACEUTICAL INFORMATION

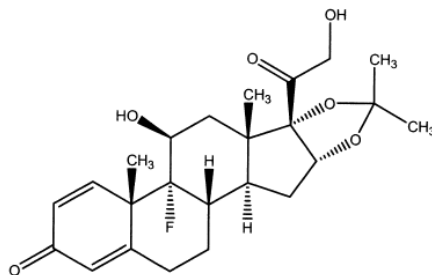
Drug Substance

Proper name: Triamcinolone Acetonide USP

Chemical name: 1) 9-Fluoro-11 β , 16 α , 17,21-tetrahydroxypregna-1,4-diene-3,20-dione cyclic 16,17-acetal with acetone
2) 9-Fluoro-11 β , 21-dihydroxy-16 α , 17-1-methylethylidenedioxy)pregna-1,4-diene-3,20-dione
3) Pregna-1,4-diene-3,20-dione, 9-fluoro-11,21-dihydroxy-16,17-[(1-methylethylidene)bis (oxy)]-, (11 β ,16 α)

Molecular formula and molecular mass: C₂₄H₃₁FO₆; 434.50 g/mol

Structural formula:



Physicochemical properties:

Physical description:	White to almost white microcrystalline powder.
Solubility:	Practically insoluble in water, sparingly soluble in methanol, ethanol and chloroform, very slightly soluble in ether.
Melting range/point:	Melts between 285°C and 295°C with decomposition.

14 CLINICAL TRIALS

14.1 Trial Design and Study Demographics

The safety and efficacy of triamcinolone acetonide aqueous nasal spray has been evaluated in 10 double-blind, placebo-controlled clinical trials in adults and children 12 years and older with seasonal or perennial allergic rhinitis. The number of patients treated with triamcinolone acetonide aqueous nasal spray in these studies was 1204; of these patients, 668 were males

and 536 were females.

The safety and efficacy of triamcinolone acetonide aqueous nasal spray, at doses of 110 mcg or 220 mcg once daily, has also been studied in two double blind placebo controlled trials of two and twelve weeks duration in children ages 4 through 12 years with seasonal and perennial allergic rhinitis. These trials included 355 males and 183 females.

14.2 Study Results

Overall, in double-blind clinical trials of two to four weeks duration, analysis of the clinical studies has demonstrated that triamcinolone acetonide aqueous nasal spray 220 mcg once daily (2 sprays in each nostril) when compared to placebo provides statistically significant relief of nasal symptoms including sneezing, stuffiness, discharge, and itching.

In children, triamcinolone acetonide aqueous nasal spray administered at either dose resulted in statistically significant reductions of allergic rhinitis symptoms.

14.3 Comparative Bioavailability Studies

A randomized, single dose, 2-way crossover comparative bioavailability study, conducted under fasting conditions, was performed on healthy male and female volunteers (21 males and 8 females). The rate and extent of absorption of triamcinolone acetonide was measured and compared following a 220 mcg dose (4 x 55 mcg/actuation, 2 sprays into each nostril) of NASACORT® AQ (triamcinolone acetonide) Nasal Spray (Sanofi-Aventis, USA) and NASAL SPRAY ALLERGY 24HR Nasal Spray (Apotex Inc.) in 29 volunteers. The results from measured data are summarized in the following table:

SUMMARY TABLE OF COMPARATIVE BIOAVAILABILITY DATA

Summary Table of the Comparative Bioavailability Data Triamcinolone Acetonide 220 mcg (4 x 55 mcg/actuation, 2 sprays into each nostril) From Measured Data / Fasting Conditions Geometric Mean Arithmetic Mean (CV%)				
Parameter	NASAL SPRAY ALLERGY 24HR Nasal Spray (Apotex Inc.) (Canada)	NASACORT® AQ Nasal Spray[€] (Sanofi-Aventis) (USA)	Ratio of Geometric Means (%)	90% Confidence Interval (%)
AUC _{0-t} (ng·h/mL)	1.80 1.90 (33.36)	1.77 1.87 (34.82)	101.70	95.50 – 108.32
AUC _{0-inf} (ng·h/mL)	1.90 2.03 (34.52)	1.85 1.97 (36.13)	102.62	96.22 – 109.43

Summary Table of the Comparative Bioavailability Data Triamcinolone Acetonide 220 mcg (4 x 55 mcg/actuation, 2 sprays into each nostril) From Measured Data / Fasting Conditions Geometric Mean Arithmetic Mean (CV%)				
Parameter	NASAL SPRAY ALLERGY 24HR Nasal Spray (Apotex Inc.) (Canada)	NASACORT® AQ Nasal Spray [€] (Sanofi-Aventis) (USA)	Ratio of Geometric Means (%)	90% Confidence Interval (%)
C _{max} (ng/mL)	0.47 0.50 (33.76)	0.46 0.48 (30.87)	103.32	96.10 – 111.08
T _{max} [§] (h)	0.66 (72.84)	0.64 (66.78)		
T _{half} [§] (h)	2.96 (30.65)	2.94 (43.37)		
For the AUC _{0-inf} and T _{half} parameters, N=28 for NASAL SPRAY ALLERGY 24HR and N=29 for NASACORT® AQ Nasal Spray. [§] Expressed as arithmetic mean (CV%) only. [€] NASACORT® AQ Nasal Spray is manufactured for Sanofi-Aventis and was purchased in the USA.				

15 MICROBIOLOGY

No microbiological information is required for this drug product.

16 NON-CLINICAL TOXICOLOGY

General Toxicology: Acute toxicity studies in mice and rats and subacute toxicity studies in rats, rabbits and dogs were done by conventional routes of administration. The findings in these studies were typically those seen following the administration of potent glucocorticosteroids. Subacute toxicity studies in rats and dogs and chronic studies in rats and monkeys were conducted by inhalation of aerosolized triamcinolone acetonide. A one-month intranasal toxicity study in dogs with triamcinolone acetonide aqueous nasal formulation revealed no toxicity other than that expected from triamcinolone acetonide. The findings in these studies generally were minimal and the same as in studies carried out by conventional routes of administration, with changes typical of those seen with potent glucocorticoids. There were no gross histopathological or ultrastructural findings suggestive of untoward effects on the respiratory tract.

An eye irritation study conducted in rabbits with triamcinolone acetonide aqueous nasal formulation revealed only a slight reversible irritation of the conjunctiva and iris.

Carcinogenicity: A recent literature report of a chronic bioassay conducted with several corticosteroids (budesonide, prednisolone, triamcinolone acetonide) indicated that all caused slightly increased incidence of liver tumors at toxic doses over a two-year study period.

However, no evidence of treatment-related carcinogenicity was demonstrated after two years of once daily oral administration of triamcinolone acetonide at a maximum daily dose of 1.0 mcg/kg/day (6.1 mcg/m²/day) in male or female rats and 3.0 mcg/kg/day (12.9 mcg/m²/day) in male or female mice.

Reproductive and Developmental Toxicology: Teratology studies have been conducted in rats and rabbits by the subcutaneous route and by aerosol inhalation. The known teratogenic effects of glucocorticoids were found to occur following both routes of administration. Triamcinolone acetonide has been shown to be teratogenic in rats and rabbits. Teratogenic effects in both species at 0.02, 0.04 and 0.08 mg/kg/day (approximately 135, 270 and 540 mcg/m²/day in the rat and 320, 640 and 1280 mcg/m²/day in the rabbit, as calculated on a surface area basis), included low incidence of cleft palate and/or internal hydrocephaly and axial skeletal defects. Teratogenic effects, including CNS and cranial malformation have also been observed in non-human primates at 0.5 mg/kg/day (approximately 6.7 mg/m²/day). The doses of 0.02, 0.04, 0.08 and 0.5 mg/kg/day used in these toxicology studies are approximately 12.8, 25.5, 51 and 318.2 times the minimum recommended dose of 110 mcg of triamcinolone acetonide aqueous nasal spray per day and 6.4, 12.7, 25.5 and 159.1 times the maximum recommended dose of 220 mcg of triamcinolone acetonide aqueous nasal spray per day based on a patient body weight of 70 kg.

Administration by aerosol inhalation to pregnant rats and rabbits produced embryotoxic and fetotoxic effects which were comparable to those produced by administration by other routes.

Male and female rats which were administered oral triamcinolone acetonide at doses as high as 15 mcg/kg/day (110 mcg/m²/day, as calculated on a surface area basis) exhibited no evidence of impaired fertility. The maximum human dose, for comparison, is 6.3 mcg/kg/day (240 mcg/m²/day). However, a few female rats which received maternally toxic doses of 8 or 15 mcg/kg/day (60 mcg/m²/day or 110 mcg/m²/day, respectively, as calculated on a surface area basis) exhibited dystocia and prolonged delivery. Developmental toxicity, which included increases in fetal resorptions and stillbirths and decreases in pup body weight and survival, also occurred at the maternally toxic doses (2.5 to 15.0 mcg/kg/day or 20 to 110 mcg/m²/day, as calculated on a surface area basis). Reproductive performance of female rats and effects on fetuses and offspring were comparable between groups that received placebo and nontoxic or marginally toxic doses (0.5 and 1.0 mcg/kg/day or 3.8 mcg/m²/day and 7.0 mcg/m²/day).

17 SUPPORTING PRODUCT MONOGRAPHS

1. NASACORT® Allergy 24HR (Triamcinolone Acetonide Nasal Spray, 55 mcg / Metered Spray), submission control 261449, Product Monograph, Sanofi Consumer Health Inc. (AUG 25, 2022)

PATIENT MEDICATION INFORMATION

READ THIS FOR SAFE AND EFFECTIVE USE OF YOUR MEDICINE

NASAL SPRAY ALLERGY 24HR

Triamcinolone Acetonide Aqueous Nasal Spray

Read this carefully before you start taking **NASAL SPRAY ALLERGY 24HR** and each time you get a refill. This leaflet is a summary and will not tell you everything about this drug. Talk to your healthcare professional about your medical condition and treatment and ask if there is any new information about **NASAL SPRAY ALLERGY 24HR**.

What is NASAL SPRAY ALLERGY 24HR used for?

NASAL SPRAY ALLERGY 24HR is indicated in adults and children 12 years of age and older for the temporary relief of multi-symptoms of perennial and seasonal allergic rhinitis such as:

- Nasal congestion
- Runny nose
- Sneezing
- Itchy nose

How does NASAL SPRAY ALLERGY 24HR work?

NASAL SPRAY ALLERGY 24HR belongs to a group of medicines called corticosteroids. NASAL SPRAY ALLERGY 24HR reduces the irritation and inflammation in the lining of the nose and nasal passages caused by allergies so it relieves the blocked up feeling in the nose, the runny nose, itching and sneezing. It helps some people within the first day of treatment; however, for other people, it may take 2 to 3 days to feel a relief.

What are the ingredients in NASAL SPRAY ALLERGY 24HR?

Medicinal ingredients: Triamcinolone Acetonide

Non-medicinal ingredients: Benzalkonium chloride, dextrose monohydrate, edetate disodium dihydrate, hydrochloric acid (pH adjuster), microcrystalline cellulose and carboxymethylcellulose sodium, polysorbate 80, purified water and sodium hydroxide (pH adjuster).

NASAL SPRAY ALLERGY 24HR comes in the following dosage forms:

Nasal spray: 55 mcg per metered spray

Do not use NASAL SPRAY ALLERGY 24HR if:

- You are allergic to triamcinolone acetonide or any of the ingredients of NASAL SPRAY ALLERGY 24HR
- You have active or dormant tuberculosis, or untreated fungal, bacterial and viral infection

To help avoid side effects and ensure proper use, talk to your healthcare professional before you take NASAL SPRAY ALLERGY 24HR. Talk about any health conditions or problems you may have, including if you:

- Are using an asthma medicine or prescription steroid medicine;
- Are taking any other prescription or;
- Are taking non-prescription (over-the-counter) medicines;
- Have already taken NASAL SPRAY ALLERGY 24HR or any other corticosteroids and developed an allergy or intolerance to any of them;
- Are allergic to any other substances, such as food, preservatives or dyes;
- Have had recent nasal ulcers, nasal surgery or nasal injury that have not healed;
- Have recently has nasal infection with *Candida albicans* (a fungal infection);
- Currently have an eye infection;
- Have or had glaucoma (elevated pressure inside the eye ball) or cataracts (clouding of the lens of the eye);
- Have hypothyroidism (a condition where the thyroid isn't making enough hormone);
- Have cirrhosis (a damaged liver).

Other warnings you should know about:

Slower rate of growth has been reported in some children receiving treatment. You and your doctor should monitor your child's growth.

Nasal and inhaled corticosteroids use may result in the development of glaucoma (increase in eye pressure that causes visual problem), cataracts (clouding of the lens of the eye) and/or retinal disorders. If you notice any visual problems such as blurred vision, talk to your doctor.

If you are pregnant or breast-feeding, you should not use this medicine unless your doctor has advised you that the benefits of using it are higher than the possible risk to your baby.

If you take NASAL SPRAY ALLERGY 24HR for a prolonged period, you may experience symptoms of withdrawal (joint and muscle pain, lack of energy, depression, shaking, weight loss, anxiety, nasal drip, and bleeding from the nose), low cortisol levels or return of the symptoms you are trying to treat. If you need to stop taking NASAL SPRAY ALLERGY 24HR suddenly after prolonged use, talk to your healthcare professional before stopping the medication.

Stop use and ask a doctor or pharmacist if:

- You have an allergic reaction, such as rash, problems swallowing or breathing, swelling of your lips, face or tongue. Seek medical help right away;
- You have come into contact with someone who has chickenpox, measles or tuberculosis;
- You have, or develop symptoms of an infection such as persistent fever;
- You have any change in vision;
- You have severe or frequent nosebleeds.

Tell your healthcare professional about all the medicines you take, including any drugs, vitamins, minerals, natural supplements or alternative medicines.

The following may interact with NASAL SPRAY ALLERGY 24HR:

NASAL SPRAY ALLERGY 24HR has no known drug interactions.

How to take NASAL SPRAY ALLERGY 24HR:

This medicine is only intended for use by inhalation through the nose and should not be taken by mouth.

Follow the INSTRUCTIONS FOR USE included. If you have any problems, tell your doctor or pharmacist.

Usual dose:

Adults and children 12 years of age and older: Once daily, spray 2 times into each nostril, while sniffing gently. Once allergy symptoms improve, you may reduce to 1 spray in each nostril per day. Follow a regular dosing schedule. Do not use more than directed. Do not share this bottle with anyone else as this may spread germs. Do not use continuously for more than six months without consulting your doctor.

In some people, symptom improvement can start within the first day of treatment; however, for other people, it may take 2 to 3 days to feel a relief. It may take up to one week for 24-hour relief; that is why it is important that you use it daily. Treatment of seasonal rhinitis should, if possible, start before the exposure to allergens. If your symptoms have not improved after one week of treatment with NASAL SPRAY ALLERGY 24HR, see your doctor.

Overdose:

If you think you, or a person you are caring for, have taken too much NASAL SPRAY ALLERGY 24HR, contact a healthcare professional, hospital emergency department, or regional poison control centre immediately, even if there are no symptoms.

Missed Dose:

Take the regular dose, which you are on, if a missed dose is no longer than a hour from the designated time. If a dose is missed for over an hour, do not take the dose. Continue the regular dosing schedule on the next day, that is, after 24 hours. Do not exceed the maximum daily dose (2 sprays in each nostril once daily).

What are possible side effects from using NASAL SPRAY ALLERGY 24HR?

These are not all the possible side effects you may have when taking NASAL SPRAY ALLERGY 24HR. If you experience any side effects not listed here, tell your healthcare professional.

- Heartburn or indigestion
- Experience unpleasant taste or smell
- Painful throat or severe nosebleed after use
- Flu syndrome (fever, muscle pain, weakness and/or fatigue)

Serious side effects and what to do about them			
Symptom / effect	Talk to your healthcare professional		Stop taking drug and get immediate medical help
	Only if severe	In all cases	
COMMON			
Nasal Infection (yellow/green discharge from nose)		✓	
Inflammation/irritation of the airways, cough, shortness of breath		✓	
Feeling unwell, sick (nausea), dizzy, tired, have sleeping problems or any other problems		✓	
Blurred vision or other visual disturbance		✓	
Sneezing, headaches, or burning, dryness or other irritation inside the nose	✓		
RARE			
Damage to middle part of the inside of nose		✓	
UNKNOWN FREQUENCY			
Cataracts: clouding of the lens in the eye, blurry vision, and/or eye pain		✓	
Glaucoma (increase pressure in your eyes): eye and head pain, swelling or redness in or around the eye, changes in vision, hazy or blurred vision, sudden sight loss			✓
Slowed growth in children and adolescents		✓	

If you have a troublesome symptom or side effect that is not listed here or becomes bad enough to interfere with your daily activities, tell your healthcare professional.

Reporting Side Effects

You can report any suspected side effects associated with the use of health products to Health Canada by:

- Visiting the Web page on Adverse Reaction Reporting (<https://www.canada.ca/en/health-canada/services/drugs-health-products/medeffect-canada/adverse-reaction-reporting.html>) for information on how to report online, by mail or by fax; or
- Calling toll-free at 1-866-234-2345.

NOTE: Contact your health professional if you need information about how to manage your side effects. The Canada Vigilance Program does not provide medical advice.

Storage:

Store at room temperature 15°C to 30°C.

Keep out of reach and sight of children.

Do not use NASAL SPRAY ALLERGY 24HR after the expiry date which is stated on the carton and the bottle after “EXP”.

After 120 actuations or 2 months after starting treatment, the amount delivered per spray may not be consistent and the bottle should be discarded.

If you want more information about NASAL SPRAY ALLERGY 24HR:

- Talk to your healthcare professional
- REMEMBER this medicine is for YOU. Never give it to others. It may harm them even if their symptoms are the same as yours.
- You may want to read this leaflet again. Please DO NOT THROW IT AWAY until you have finished your medicine.
- Find the full product monograph that is prepared for healthcare professionals and includes this Patient Medication Information by visiting the Health Canada website: (<https://www.canada.ca/en/health-canada/services/drugs-health-products/drug-products/drug-product-database.html>); the manufacturer’s website (<http://www.apotex.ca/products>), or by calling 1-800-667-4708.

This leaflet was prepared by Apotex Inc., Toronto, Ontario, M9L 1T9.

Date of Authorization: MAR 20, 2025

INSTRUCTIONS FOR USE

It is important to shake the bottle gently before each use. Also, after 120 sprays or 2 months after starting treatment, the amount delivered per spray may not be consistent and the bottle should be discarded. Do not transfer any remaining suspension to another bottle.

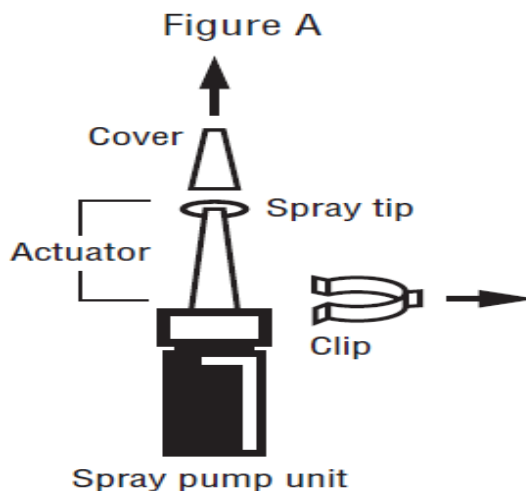
1. IMPORTANT INFORMATION

- Read this insert for complete instructions on how to get a bottle ready (primed), how to use the spray bottle and how to clean the spray nozzle.
- Keep this insert as it contains important information.
- NASAL SPRAY ALLERGY 24HR is for nasal use only.
- Do not use more than directed.
- Do not share this bottle with anyone else as this may spread germs.

2. STEPS TO GET A NEW BOTTLE READY FOR USE (PRIMED)

A. Before first use, a new bottle must be primed.

- Remove cover and clip (*Figure A*).
- Shake the bottle gently before use.
- Hold the bottle upright. Point the spray away from you while doing this. Press and release actuator until a fine mist is produced, taking care not to spray into eyes or face (*as shown in Figure B*). If you get the spray in your eyes, rinse well with water.
- The spray is now ready to use.



B. If NASAL SPRAY ALLERGY 24HR has not been used for more than 2 weeks, prime bottle again. Repeat steps "a" through "c" above.

3. USE INSTRUCTIONS

- Blow nose gently to clear nostrils.
- Remove cover and clip, then shake the bottle gently.
- Hold the bottle with thumb under bottle and spray nozzle between your fingers (*as shown in Figure B*).
- Close off one nostril with your finger.






Figure B



- Aim nozzle toward back of nose (*Figure C*).

Figure C

Figure D

<p>DO NOT spray toward nasal septum (the wall between the 2 nostrils) (<i>Figure D</i>).</p>	 <p>Correct Position</p>	 <p>Wrong Position</p>
<p>f. While sniffing gently, spray.</p> <p><i>For complete dosing instructions, see section above “PROPER USE OF THIS MEDICATION”.</i></p> <p>g. Repeat steps “d” through “f” for the other nostril.</p> <p>h. After using the nasal spray, wipe nozzle with a tissue and replace cap.</p> <p><i>NOTE: Avoid blowing nose for 15 minutes after use.</i></p> <p><i>If nozzle does not spray properly, see cleaning instructions below.</i></p>		
<p>4. IF PUMP DOES NOT SPRAY PROPERLY, THE NOZZLE MAY BE BLOCKED</p>		
<p>a. Never try to unblock nozzle or enlarge the tiny spray hole with a pin or other sharp objects. This is because it can stop the spray from working. (<i>Figure E</i>).</p> <p>b. Clean the nozzle as shown below.</p>	<p>Figure E</p> 	
<p>5. CLEANING INSTRUCTIONS</p>		
<p>a. Remove the cover.</p> <p>b. Gently pull off the spray nozzle away from bottle (<i>Figure F</i>).</p>	<p>Figure F</p> 	
<p>c. Rinse SPRAY NOZZLE ONLY under warm water (<i>Figure G</i>).</p> <p>d. Shake or tap to remove any water that is left.</p> <p>e. Re-attach spray nozzle to bottle.</p> <p>f. Press and release spray nozzle until a fine spray is produced, taking care not to spray in your eyes or face. If you get the spray in your eyes, rinse well with water.</p> <p>g. Replace the cover over the nozzle.</p> <p>NASAL SPRAY ALLERGY 24HR is now ready to use</p>	<p>Figure G</p> 	

We have included a convenient check-off chart to assist you in keeping track of medication sprays used. This will help assure that you receive the 120 "full sprays" of medication present. Please note that the bottle has been filled with extra solution to accommodate the initial priming activity. Please also note that any additional repriming (i.e. other than initial priming) should be accounted for as a full spray.

NASAL SPRAY ALLERGY 24HR Spray Check-Off

(Include treatment inhalations and repriming sprays)

Check off one square for one spray.

After 120 sprays or 2 months after starting treatment, the amount delivered per spray may not be consistent and the bottle should be discarded.

Do not transfer any remaining suspension to another bottle.

1	2	3	4	5	6	7	8
9	10	11	12	13	14	15	16
17	18	19	20	21	22	23	24
25	26	27	28	29	30	31	32
33	34	35	36	37	38	39	40
41	42	43	44	45	46	47	48
49	50	51	52	53	54	55	56
57	58	59	60	61	62	63	64
65	66	67	68	69	70	71	72
73	74	75	76	77	78	79	80
81	82	83	84	85	86	87	88
89	90	91	92	93	94	95	96
97	98	99	100	101	102	103	104
105	106	107	108	109	110	111	112
113	114	115	116	117	118	119	120

Date of Authorization: MAR 20, 2025