

PRODUCT MONOGRAPH

INCLUDING PATIENT MEDICATION INFORMATION

<sup>Pr</sup>**APO-AZELASTINE/FLUTICASONE**

Azelastine Hydrochloride and Fluticasone Propionate Suspension Nasal Spray

Suspension Spray, 137 mcg/50 mcg per metered spray, Intranasal

Antihistamine and Corticosteroid Agent

Apotex Inc.  
150 Signet Drive  
Toronto, Ontario  
M9L 1T9

Date of Initial Authorization:  
SEP 01, 2023

Date of Revision:  
July 22, 2025

Submission Control Number: 297912

**RECENT MAJOR LABEL CHANGES**

<a href="#">7 WARNINGS AND PRECAUTIONS</a>	06/2025
--	---------

**TABLE OF CONTENTS**

**Sections or subsections that are not applicable at the time of authorization are not listed.**

**RECENT MAJOR LABEL CHANGES ..... 2**

**TABLE OF CONTENTS ..... 2**

**PART I: HEALTH PROFESSIONAL INFORMATION ..... 4**

**1 INDICATIONS..... 4**

    1.1 Pediatrics..... 4

**2 CONTRAINDICATIONS..... 4**

**4 DOSAGE AND ADMINISTRATION..... 4**

    4.1 Dosing Considerations ..... 4

    4.2 Recommended Dose and Dosage Adjustment ..... 4

    4.4 Administration ..... 5

    4.5 Missed Dose ..... 6

**5 OVERDOSAGE..... 6**

**6 DOSAGE FORMS, STRENGTHS, COMPOSITION AND PACKAGING ..... 7**

**7 WARNINGS AND PRECAUTIONS..... 7**

    7.1 Special Populations ..... 11

        7.1.1 Pregnant Women ..... 11

        7.1.2 Breast-feeding..... 12

        7.1.3 Pediatrics..... 12

        7.1.4 Geriatrics..... 12

        7.1.5 Hepatic Impairment ..... 12

**8 ADVERSE REACTIONS..... 12**

    8.1 Adverse Reaction Overview ..... 12

    8.2 Clinical Trial Adverse Reactions ..... 13

        8.2.1 Clinical Trial Adverse Reactions – Pediatrics..... 14

    8.3 Less Common Clinical Trial Adverse Reactions..... 14

    8.5 Post-Market Adverse Reactions..... 16

<b>9</b>	<b>DRUG INTERACTIONS .....</b>	<b>17</b>
9.2	Drug Interactions Overview .....	17
9.3	Drug-Behavioural Interactions.....	18
9.4	Drug-Drug Interactions .....	18
9.5	Drug-Food Interactions.....	19
9.6	Drug-Herb Interactions .....	19
9.7	Drug-Laboratory Test Interactions.....	19
<b>10</b>	<b>CLINICAL PHARMACOLOGY .....</b>	<b>19</b>
10.1	Mechanism of Action .....	19
10.2	Pharmacodynamics.....	20
10.3	Pharmacokinetics.....	20
<b>11</b>	<b>STORAGE, STABILITY AND DISPOSAL .....</b>	<b>22</b>
<b>12</b>	<b>SPECIAL HANDLING INSTRUCTIONS.....</b>	<b>22</b>
<b>PART II: SCIENTIFIC INFORMATION .....</b>		<b>23</b>
<b>13</b>	<b>PHARMACEUTICAL INFORMATION.....</b>	<b>23</b>
<b>14</b>	<b>CLINICAL TRIALS .....</b>	<b>24</b>
14.1	Clinical Trials by Age.....	24
14.2	Comparative Bioavailability Studies .....	29
<b>15</b>	<b>MICROBIOLOGY.....</b>	<b>32</b>
<b>16</b>	<b>NON-CLINICAL TOXICOLOGY .....</b>	<b>32</b>
<b>17</b>	<b>SUPPORTING PRODUCT MONOGRAPHS.....</b>	<b>35</b>
<b>PATIENT MEDICATION INFORMATION .....</b>		<b>36</b>

## PART I: HEALTH PROFESSIONAL INFORMATION

### 1 INDICATIONS

APO-AZELASTINE/FLUTICASONE (azelastine hydrochloride and fluticasone propionate suspension nasal spray) is indicated for:

- the symptomatic treatment of moderate to severe seasonal allergic rhinitis (SAR) and associated ocular symptoms in adults, adolescents, and children aged 6 years and older.

#### 1.1 Pediatrics

**Pediatrics (< 6 years of age):** APO-AZELASTINE/FLUTICASONE is not recommended for use in children less than 6 years of age as safety and efficacy have not been established in this age group.

### 2 CONTRAINDICATIONS

APO-AZELASTINE/FLUTICASONE is contraindicated in patients who:

- are hypersensitive to this drug or to any ingredient in the formulation or component of the container (see the [6 DOSAGE FORMS, STRENGTHS, COMPOSITION AND PACKAGING](#) for a complete listing).
- have untreated fungal, bacterial, or tuberculosis infections of the respiratory tract.

### 4 DOSAGE AND ADMINISTRATION

#### 4.1 Dosing Considerations

- A relief of nasal allergic symptoms is observed within 30 to 45 minutes after administration of APO-AZELASTINE/FLUTICASONE. However, since the full effect of APO-AZELASTINE/FLUTICASONE depends on its regular use, patients must be instructed to take the nasal inhalation at regular intervals.

#### 4.2 Recommended Dose and Dosage Adjustment

- **Adults, Adolescents, and Children (6 Years of Age and Older):** The recommended dose of APO-AZELASTINE/FLUTICASONE is one actuation in each nostril twice daily (morning and evening).
- **Special Populations:**
  - **Pregnant Women**

APO-AZELASTINE/FLUTICASONE Nasal Spray should be used during pregnancy only if the potential benefit outweighs the potential risk to the foetus particularly during the first trimester of pregnancy (see [7 WARNINGS AND PRECAUTIONS, 7.1 Special Populations](#) and [16 NON-CLINICAL TOXICOLOGY](#)).

- **Nursing Women**

APO-AZELASTINE/FLUTICASONE Nasal Spray should be used during lactation only if the potential benefit outweighs the potential risk to the newborns/infant (see [7 WARNINGS AND PRECAUTIONS, 7.1 Special Populations](#) and [16 NON-CLINICAL TOXICOLOGY](#)).

- **Geriatrics**

Based on the available data for azelastine hydrochloride and fluticasone propionate suspension nasal spray, no adjustment of dosage of APO-AZELASTINE/FLUTICASONE in geriatric patients is warranted (see [7 WARNINGS AND PRECAUTIONS, 7.1 Special Populations](#)). In general, dose selection for an elderly patient should be cautious, usually starting at the low end of the dosing range, reflecting the greater frequency of decreased hepatic, renal, or cardiac function, and of concomitant disease or other drug therapy.

- **Children less than 6 Years**

APO-AZELASTINE/FLUTICASONE Nasal Spray is not recommended for use in children less than 6 years of age as safety and efficacy have not been established in this age group.

- **Hepatic impairment**

No dosage adjustment is required for patients with hepatic impairment. Formal pharmacokinetic trials using azelastine hydrochloride and fluticasone propionate suspension nasal spray have not been conducted in subjects with hepatic impairment. Since fluticasone propionate is predominantly cleared by hepatic metabolism, caution should be exercised when dosing patients with hepatic impairment as they may be more at risk of systemic adverse reactions associated with corticosteroids. Therefore, patients with hepatic disease should be closely monitored. (see [7 WARNINGS AND PRECAUTIONS](#) and [10 CLINICAL PHARMACOLOGY](#)).

- **Renal or cardiac impairment**

No specific studies in patients with renal or cardiac impairment were conducted.

#### **4.4 Administration**

APO-AZELASTINE/FLUTICASONE is for administration by the nasal route only. Contact with the

eyes should be avoided.

The patients should be advised that the bottle should be shaken gently before use until no residue is observed at the bottom of the bottle and the protective cap be removed afterwards. Prior to first use APO-AZELASTINE/FLUTICASONE must be primed by pressing down and releasing the pump 6 times away from the face. If APO-AZELASTINE/FLUTICASONE has not been used for more than 7 days it must be re-primed by pressing down and releasing the pump a sufficient number of times until a fine mist is produced.

After each use, the patient should wipe the spray tip with a clean tissue or cloth and then replace the protective cap.

#### **4.5 Missed Dose**

If a single dose is missed, the next dose should be taken when it is due. A double dose should not be taken at the same time.

### **5 OVERDOSAGE**

APO-AZELASTINE/FLUTICASONE Nasal Spray contains both azelastine hydrochloride and fluticasone propionate; therefore, the risks associated with overdosage for the individual components described below apply to APO-AZELASTINE/FLUTICASONE Nasal Spray.

#### ***Azelastine hydrochloride:***

In the event of overdose after incidental oral uptake, disturbances of the central nervous system (including drowsiness, confusion, coma, tachycardia and hypotension) caused by azelastine hydrochloride are to be expected based on the results of animal experiments. General supportive measures should be employed if overdosage occurs.

There is no known antidote to azelastine hydrochloride and fluticasone propionate suspension nasal spray. Oral ingestion of antihistamines has the potential to cause serious adverse effects in children. Accordingly, APO-AZELASTINE/FLUTICASONE Nasal Spray should be kept out of the reach of children.

#### ***Fluticasone propionate:***

Intranasal administration of 2 milligrams fluticasone propionate (10 times the recommended daily dose) twice daily for seven days to healthy human volunteers has no effect on hypothalamo-pituitary-adrenal (HPA) axis function.

However, when used chronically in excessive doses or in conjunction with other corticosteroid formulations, systemic corticosteroid effects such as hypercorticism and adrenal suppression may appear. If such changes occur, the dosage of fluticasone propionate should be

discontinued slowly, consistent with accepted procedures for discontinuation of chronic steroid therapy (see [4 DOSAGE AND ADMINISTRATION](#)).

The restoration of HPA axis function may be slow. During periods of pronounced physical stress (i.e. severe infections, trauma, surgery) a supplement with systemic steroids may be advisable.

Treatment of these disorders must be symptomatic. Depending on the amount swallowed, gastric lavage is recommended. There is no known antidote to azelastine hydrochloride and fluticasone propionate suspension nasal spray.

For management of a suspected drug overdose, contact your regional poison control centre.

## 6 DOSAGE FORMS, STRENGTHS, COMPOSITION AND PACKAGING

**Table 1 – Dosage Forms, Strengths, Composition and Packaging**

<b>Route of Administration</b>	<b>Dosage Form / Strength / Composition</b>	<b>Non-medicinal Ingredients</b>
Intranasal	Suspension for nasal spray / 137 mcg of azelastine hydrochloride and 50 mcg of fluticasone propionate per metered spray	Benzalkonium chloride, edetate disodium dihydrate, glycerol/glycerin, microcrystalline cellulose and carboxymethylcellulose sodium, phenylethyl alcohol, polysorbate 80 and purified water

APO-AZELASTINE/FLUTICASONE is a white suspension in an amber glass vial with a metering nasal pump and white actuator with translucent cap intended for intranasal administration containing 0.1% (w/w) azelastine hydrochloride and 0.037% (w/w) fluticasone propionate as the active ingredients

APO-AZELASTINE/FLUTICASONE is available in one strength. After priming, each metered spray/actuation delivers a mean volume of 0.137 mL containing 137 mcg of azelastine hydrochloride and 50 mcg of fluticasone propionate. The drug product is filled into Type I amber glass bottles of 25 mL are filled with 23.0 g of the drug product and contain at least 120 actuations.

APO-AZELASTINE/FLUTICASONE contains 0.01% benzalkonium chloride and each actuation delivers 0.014 mg benzalkonium chloride.

Each bottle is fitted with a spray pump, a nasal applicator and a dust cap.

## 7 WARNINGS AND PRECAUTIONS

## General

Systemic effects with nasal corticosteroids have been reported, particularly at high doses prescribed for prolonged periods. These effects are less likely to occur than with oral corticosteroids and may vary in individual patients and between different corticosteroid preparations. Potential systemic effects may include Cushing's syndrome, Cushingoid features, adrenal suppression, growth retardation in children and adolescents, reduction in bone density, cataract, and glaucoma.

Although systemic effects have been minimal with recommended doses of fluticasone propionate, potential risk increases with larger doses. Therefore, larger than recommended doses of APO-AZELASTINE/FLUTICASONE nasal spray should be avoided.

### Driving and Operating Machinery:

- **Somnolence**

In clinical trials, the occurrence of somnolence has been reported in some patients (7 of 1006 adult and adolescent patients and 2 of 416 children) taking azelastine hydrochloride and fluticasone propionate suspension nasal spray (see [8 ADVERSE REACTIONS](#)). Patients should be cautioned against engaging in hazardous occupations requiring complete mental alertness and motor coordination such as operating machinery or driving a motor vehicle after administration of APO-AZELASTINE/FLUTICASONE Nasal Spray. Concurrent use of APO-AZELASTINE/FLUTICASONE Nasal Spray with alcohol or other central nervous system depressants should be avoided because additional reductions in alertness and additional impairment of central nervous system performance may occur (see [9 DRUG INTERACTIONS, 9.3 Drug-Behavioural Interactions](#)).

### Ear/Nose/Throat:

- **Local Nasal Effects**

In clinical trials of 2 weeks' duration, epistaxis was observed more frequently in patients treated with azelastine hydrochloride and fluticasone propionate suspension nasal spray than those who received placebo (see [8 ADVERSE REACTIONS](#)).

Instances of nasal ulceration and nasal septal perforation may occur in patients following the intranasal application of corticosteroids.

APO-AZELASTINE/FLUTICASONE contains benzalkonium chloride. Benzalkonium chloride may cause irritation or swelling inside the nose, especially if used for a long time.

- **Wound Healing**

Because of the inhibitory effect of corticosteroids on wound healing, patients who have experienced recent nasal ulcers, nasal surgery, or nasal trauma should not use APO-AZELASTINE/FLUTICASONE Nasal Spray until healing has occurred.

- **Candida Infections**

In clinical trials with fluticasone propionate administered intranasally, the development of localized infections of the nose and pharynx with *Candida albicans* has occurred. When such an infection develops, it may require treatment with appropriate local therapy and discontinuation of treatment with APO-AZELASTINE/FLUTICASONE Nasal Spray. Patients using APO-AZELASTINE/FLUTICASONE Nasal Spray over several months or longer should be examined periodically for evidence of *Candida* infection or other signs of adverse effects on the nasal mucosa.

### **Endocrine and Metabolism:**

- **HPA Axis Effects**

Use of excessive doses of corticosteroids may lead to signs or symptoms of hypercorticism and/or suppression of HPA function. The concomitant use of intranasal corticosteroids with other inhaled corticosteroids could increase the risk of signs or symptoms of hypercorticism and/or suppression of the HPA axis.

- **Effects on Growth**

Reduced growth velocity has been observed in children treated with intranasal corticosteroids. Therefore, children and adolescents should be maintained on the lowest dose at which effective control of symptoms is maintained.

Physicians should closely follow the growth of children and adolescents taking corticosteroids, by any route, and weigh the benefits of corticosteroid therapy against the possibility of growth suppression if growth appears slowed.

- **Steroid Replacement**

The replacement of a systemic steroid with fluticasone propionate must be gradual and carefully supervised by the physician. The guidelines under "[4 DOSAGE AND ADMINISTRATION](#)" should be followed in all such cases.

If there is any reason to believe that adrenal function is impaired, care must be taken when transferring patients from systemic steroid treatment to APO-AZELASTINE/FLUTICASONE.

### **Hepatic/Biliary/Pancreatic**

Fluticasone propionate undergoes extensive first-pass metabolism by the liver enzyme cytochrome P450 3A4 (CYP3A4), therefore the systemic exposure of APO-AZELASTINE/FLUTICASONE in patients with liver disease may be increased. This may result in a higher frequency of systemic adverse events. Caution is advised when treating these patients. (see [4 DOSAGE AND ADMINISTRATION](#) and [10 CLINICAL PHARMACOLOGY](#)).

Ritonavir (a highly potent CYP 3A4 inhibitor) can greatly increase fluticasone propionate plasma concentrations, resulting in markedly reduced serum cortisol concentrations (see [9 DRUG INTERACTIONS](#) and [10 CLINICAL PHARMACOLOGY](#)). During postmarketing use of fluticasone propionate, there have been reports of clinically significant drug interactions in patients receiving fluticasone propionate and ritonavir, resulting in systemic corticosteroid effects. Co-treatment with other CYP 3A4 inhibitors, including cobicistat-containing products, is also expected to increase the risk of systemic side-effects. Therefore, concomitant use of APO-AZELASTINE/FLUTICASONE and strong CYP 3A4 inhibitors should be avoided unless the benefit outweighs the increased risk of systemic corticosteroid side-effects, in which case patients should be monitored for systemic corticosteroid side-effects.

### **Immune**

Patients who are on drugs that suppress the immune system, such as corticosteroids, are more susceptible to infections than healthy individuals. Chickenpox and measles, for example, can have a more serious or even fatal course in nonimmune patients on corticosteroids. In such patients who have not had these diseases, particular care should be taken to avoid exposure. How the dose, route, and duration of corticosteroid administration affects the risk of developing a disseminated infection is not known. The contribution of the underlying disease and/or prior corticosteroid treatment to the risk is also not known. If exposed to chickenpox, prophylaxis with varicella zoster immune globulin (VZIG) may be indicated. If exposed to measles, prophylaxis with pooled intramuscular immunoglobulin (IG), as appropriate, may be indicated. If chickenpox develops, treatment with antiviral agents may be considered.

Corticosteroids may mask some signs of infection and new infections may appear. A decreased resistance to localized infections has been observed during corticosteroid therapy; this may require treatment with appropriate therapy or stopping the administration of APO-AZELASTINE/FLUTICASONE nasal spray. APO-AZELASTINE/FLUTICASONE nasal spray should not be used in patients with tuberculosis of the respiratory tract (see [2 CONTRAINDICATIONS](#)), and should be used with caution, if at all, in patients with untreated local or systemic fungal or bacterial infections, systemic viral or parasitic infections or ocular herpes simplex because of the potential for worsening of these infections.

### **Ophthalmologic**

Dryness and irritation of the eyes, conjunctivitis, blurred vision, and rare instances of glaucoma, cataracts and increased intra-ocular pressure have been reported following administration of

intranasal corticosteroids, as a class effect.

Visual disturbance may be reported with systemic and topical (including intranasal, inhaled and intraocular) corticosteroid use. If a patient presents with symptoms such as blurred vision or other visual disturbances, the patient should be considered for referral to an ophthalmologist for evaluation of possible causes which may include cataract, glaucoma or rare diseases such as central serous chorioretinopathy (CSCR) which have been reported after use of systemic and topical corticosteroids.

Close monitoring is warranted in patients with a change in vision or with a history of increased ocular pressure, glaucoma, and/or cataracts.

Glaucoma and cataract formation were evaluated with intraocular pressure measurements and slit lamp examinations in a controlled 12-month study in 612 adolescent and adult patients aged 12 years and older with perennial allergic or vasomotor rhinitis (VMR). Of the 612 patients enrolled in the study, 405 were randomized to receive azelastine hydrochloride and fluticasone propionate suspension nasal spray (1 spray per nostril twice daily) and 207 were randomized to receive fluticasone propionate nasal spray (2 sprays per nostril once daily). In the azelastine hydrochloride and fluticasone propionate suspension nasal spray group, one patient had increased intraocular pressure at month 6. In addition, three patients had evidence of posterior subcapsular cataract at month 6 and one at month 12 (end of treatment). In the fluticasone propionate group, three patients had evidence of posterior subcapsular cataract at month 12 (end of treatment).

## **Psychiatric**

Although rare, there is a potential of psychological and behavioural effects (particularly in children) including psychomotor hyperactivity, sleep disorders, anxiety, depression or aggression which have been reported for intranasal corticosteroids.

## **7.1 Special Populations**

### **7.1.1 Pregnant Women**

There are no or limited amount of data from the use of azelastine hydrochloride and fluticasone propionate suspension nasal spray in pregnant women. Therefore, APO-AZELASTINE/FLUTICASONE Nasal Spray should be used during pregnancy only if the potential benefit outweighs the potential risk to the foetus (see [16 NON-CLINICAL TOXICOLOGY](#)) particularly during the first trimester of pregnancy.

Like other glucocorticosteroids, fluticasone propionate is teratogenic to rodent species (see [16 NON-CLINICAL TOXICOLOGY](#)). Adverse effects typical of potent corticosteroids are only seen at high systemic exposure levels; direct intranasal application ensures minimal systemic exposure. The relevance of these findings to humans has not yet been established.

Infants born of mothers who have received substantial doses of glucocorticosteroids during pregnancy should be carefully observed for hypoadrenalism.

### **7.1.2 Breast-feeding**

Glucocorticosteroids are excreted in human milk. It is unknown whether nasally administered azelastine hydrochloride/metabolites or Fluticasone propionate/metabolites are excreted in human breast milk. APO-AZELASTINE/FLUTICASONE Nasal Spray should be used during lactation only if the potential benefit outweighs the potential risk to the newborns/infant (see [16 NON-CLINICAL TOXICOLOGY](#)).

### **7.1.3 Pediatrics**

**Pediatrics (<6 years of age):** APO-AZELASTINE/FLUTICASONE is not recommended for use in children below 6 years of age as safety and efficacy have not been established in this age group.

### **7.1.4 Geriatrics**

**Geriatrics (>65 years of age):** Clinical trials of azelastine hydrochloride and fluticasone propionate suspension nasal spray included a small number of patients 65 years of age or older. Based on the available data for azelastine hydrochloride and fluticasone propionate suspension nasal spray, no adjustment of dosage of APO-AZELASTINE/FLUTICASONE in geriatric patients is warranted (see [4 DOSAGE AND ADMINISTRATION, 4.2 Recommended Dose and Dosage Adjustment, Special Populations](#)).

### **7.1.5 Hepatic Impairment**

Formal pharmacokinetic trials using azelastine hydrochloride and fluticasone propionate suspension nasal spray have not been conducted in subjects with hepatic impairment. However, systemic exposure to inhaled fluticasone furoate increased by up to 3-fold in subjects with mild, moderate and severe hepatic impairment compared with healthy subjects. Patients should be monitored for corticosteroid-related side effects (see [4 DOSAGE AND ADMINISTRATION](#) and [10 CLINICAL PHARMACOLOGY](#)).

## **8 ADVERSE REACTIONS**

### **8.1 Adverse Reaction Overview**

Adverse reactions in controlled clinical studies with azelastine hydrochloride and fluticasone propionate suspension nasal spray have been primarily associated with irritation of the nasal or throat mucous membranes, and are consistent with those expected from application of a topical medication to an already inflamed membrane. In general, adverse events (AEs) occurred with similar frequencies in patients treated with azelastine hydrochloride and fluticasone

propionate compared with either azelastine or fluticasone alone.

Commonly, dysgeusia, a substance-specific unpleasant taste, may be experienced after administration (often due to incorrect method of application, namely tilting the head too far backwards during administration).

## 8.2 Clinical Trial Adverse Reactions

Clinical trials are conducted under very specific conditions. The adverse reaction rates observed in the clinical trials; therefore, may not reflect the rates observed in practice and should not be compared to the rates in the clinical trials of another drug. Adverse reaction information from clinical trials may be useful in identifying and approximating rates of adverse drug reactions in real-world use.

### *Adults and Adolescents 12 Years of Age and Older*

The clinical trial safety database for azelastine hydrochloride and fluticasone propionate suspension nasal spray consists of a total of 1006 patients (97 adolescents and 909 adults) treated with azelastine hydrochloride and fluticasone propionate suspension nasal spray twice per day per nostril, in four (three pivotal and one non-pivotal) 2-week, randomised, double-blind placebo-controlled studies in patients with Seasonal Allergic Rhinitis (SAR).

Treatment emergent AEs for azelastine hydrochloride and fluticasone propionate suspension nasal spray and the other treatment arms were pooled across the four clinical studies.

[Table 2](#) presents an overview of the pooled treatment emergent adverse event safety data from this pool of 2-week Phase III studies. The percentage of subjects with any AE was low in all treatment groups. Across all treatment groups, the majority of AEs were mild in nature. A total of 35 subjects withdrew due to AEs (11 subjects in the azelastine hydrochloride and fluticasone propionate group and 10 subjects in the placebo group). Three subjects (2 subjects azelastine hydrochloride and fluticasone propionate; 1 subject placebo) had SAEs; none of these events were considered to be related to study drug administration. The occurrence of AEs in the pooled population was generally similar to the occurrence of AEs in each individual study.

**Table 2 Treatment Emergent Adverse Events with an Incidence  $\geq$  1.0 % in Azelastine Hydrochloride and Fluticasone Propionate Suspension Nasal Spray Treatment Group in Adults and Adolescents, by Decreasing Order of Frequency (MP4001, MP4002, MP4004, and MP4006)**

Preferred Term	Azelastine Hydrochloride and Fluticasone Propionate Suspension Nasal Spray N = 1006 n (%)	Placebo N = 1012 n (%)	AZE* N = 851 n (%)	FLU** N = 846 n (%)
Dysgeusia	41 (4.1)	2 (0.2)	44 (5.2)	4 (0.5)
Epistaxis	22 (2.2)	20 (2.0)	14 (1.6)	14 (1.7)
Headache	22 (2.2)	12 (1.2)	20 (2.4)	20 (2.4)

\* Azelastine hydrochloride in azelastine hydrochloride and fluticasone propionate vehicle

\*\* Fluticasone propionate in azelastine hydrochloride and fluticasone propionate vehicle

### 8.2.1 Clinical Trial Adverse Reactions – Pediatrics

#### Pediatric Patients 6 to 11 Years of Age

The safety data described below in children 6 to 11 years of age reflect exposure to azelastine hydrochloride and fluticasone propionate suspension nasal spray in 152 patients with seasonal allergic rhinitis (SAR) treated with 1 spray per nostril twice daily in one 2-week, randomized, double-blind, placebo-controlled study.

[Table 3](#) contains the most frequently reported adverse reactions ( $\geq 1\%$  in any treatment group) considered by the investigator to be potentially related to azelastine hydrochloride and fluticasone propionate suspension nasal spray or placebo in the SAR controlled clinical trial.

**Table 3 Treatment Related Adverse Events with an Incidence  $\geq 1.0\%$  in any Treatment Group in Children 6 to 11 Years of Age, by Decreasing Order of Frequency (MP4008)**

Preferred Term	Azelastine hydrochloride and Fluticasone propionate suspension nasal spray N=152 n (%)	Placebo N=152 n (%)
Dysgeusia	6 (3.9%)	0 (0.0%)
Epistaxis	6 (3.9%)	3 (2.0%)

### 8.3 Less Common Clinical Trial Adverse Reactions

This section includes additional adverse events from the pooled data of the 4 placebo-controlled studies in adults and adolescents, and from the placebo-controlled study in children 6 to 11 years of age, that

- were reported by at least 1 patient using azelastine hydrochloride and fluticasone propionate suspension nasal spray and considered by the investigator to be potentially related to the study drug, or
- were reported by at least 3 patients using azelastine hydrochloride and fluticasone propionate suspension nasal spray and occurred at a greater incidence than placebo.

**Ear and labyrinth disorders:** Tinnitus

**Eye disorders:** Eye irritation

**Gastrointestinal disorders:** Dry mouth, Nausea, Abdominal discomfort, Abdominal pain upper, Vomiting

**General disorders and administration site conditions:** Mucosal erosion, Fatigue, Product taste abnormal, Mucosal ulceration

**Infections and infestations:** Upper respiratory tract infection, Acute sinusitis, Laryngitis, Pharyngitis, Viral upper respiratory tract infection

**Metabolism and nutrition disorders:** Polydipsia

**Nervous systems disorders:** Somnolence, Dizziness, Hypogeusia, Lethargy, Parosmia

**Psychiatric disorders:** Disorientation

**Respiratory, thoracic and mediastinal disorders:** Nasal discomfort, Cough, Oropharyngeal pain, Sneezing, Throat irritation, Nasal dryness, Rhinalgia, Rhinorrhoea, Upper-airway cough syndrome, Dry throat, Nasal congestion, Nasal mucosal disorder, Nasal septum ulceration

**Skin and subcutaneous tissue disorders:** Dry skin, Pruritus, Rash popular

**Long-Term (12-month) Safety Trial in Adults and Adolescents 12 Years of Age and Older**

In the 12-month, open-label, active-controlled, long-term safety trial, 404 patients (28 adolescents and 376 adults) with perennial allergic rhinitis (PAR) or vasomotor rhinitis were treated with azelastine hydrochloride and fluticasone propionate suspension nasal spray 1 spray per nostril twice daily and 207 patients were treated with fluticasone propionate nasal spray, 2 sprays per nostril once daily. Overall, at least one treatment-emergent adverse event was mentioned by 47% of the subjects in the azelastine hydrochloride and fluticasone propionate suspension nasal spray treatment group and 44% of the subjects in the fluticasone propionate nasal spray group. At least one adverse event that was considered by the investigator to be potentially related to the study drug was reported by 9% of the subjects in the azelastine hydrochloride and fluticasone propionate suspension nasal spray treatment

group and 11% of the subjects in the fluticasone propionate nasal spray group. The most frequently reported treatment-emergent adverse events ( $\geq 2\%$ ) with azelastine hydrochloride and fluticasone propionate suspension nasal spray were headache, pyrexia, cough, nasal congestion, rhinitis, dysgeusia, viral infection, upper respiratory tract infection, pharyngitis, pain, diarrhea, and epistaxis. Of these adverse events the investigator considered headache, pyrexia, cough, nasal congestion, rhinitis, dysgeusia and epistaxis as potentially related to the study drug. In the azelastine hydrochloride and fluticasone propionate suspension nasal spray treatment group, 7 patients (2%) had mild epistaxis and 1 patient ( $<1\%$ ) had moderate epistaxis. In the fluticasone propionate nasal spray treatment group 1 patient ( $<1\%$ ) had mild epistaxis. No patients had reports of severe epistaxis. Focused nasal examinations were performed and no nasal ulcerations or septal perforations were observed. Eleven of 404 patients (2.7%) treated with azelastine hydrochloride and fluticasone propionate suspension nasal spray and 6 of 207 patients (2.9%) treated with fluticasone propionate nasal spray discontinued from the trial due to adverse events.

### **Long-Term (3-Month) Safety Trial in Pediatric Patients 6 to 11 Years of Age**

In the 3-month, open label, active-controlled safety trial in pediatric patients 6 to 11 years of age, 264 patients with allergic rhinitis (AR) were treated with azelastine hydrochloride and fluticasone propionate suspension nasal spray, 1 spray per nostril twice daily and 89 patients were treated with fluticasone propionate nasal spray, 1 spray per nostril twice daily. Overall, treatment-emergent adverse events were 40% in the azelastine hydrochloride and fluticasone propionate suspension nasal spray treatment group and 36% in the fluticasone propionate nasal spray group. The most frequently reported treatment-emergent adverse events ( $\geq 2\%$ ) with azelastine hydrochloride and fluticasone propionate suspension nasal spray were epistaxis, headache, oropharyngeal pain, vomiting, upper abdominal pain, cough, pyrexia, otitis media, upper respiratory tract infection, diarrhea, nausea, otitis externa, and urticaria. In the azelastine hydrochloride and fluticasone propionate suspension nasal spray treatment group 23 patients (9%) had mild epistaxis and 3 patients (1%) had moderate epistaxis. In the fluticasone propionate nasal spray treatment group 8 patients (9%) had mild epistaxis. No patients had reports of severe epistaxis. Focused nasal examinations were performed and no ulcerations or septal perforations were observed. Four of 264 patients (2%) treated with azelastine hydrochloride and fluticasone propionate suspension nasal spray and 3 of 89 (3%) treated with fluticasone propionate nasal spray discontinued from the trial due to adverse events.

### **8.5 Post-Market Adverse Reactions**

In addition to adverse drug reactions reported from clinical trials, the following reactions have been identified from post-market experiences with azelastine hydrochloride and fluticasone propionate suspension nasal spray (frequencies cannot be estimated):

**Ear and labyrinth disorders:** vertigo

**Cardiac disorders:** palpitations

**Eye disorders:** vision blurred

**Gastrointestinal disorders:** diarrhoea

**General disorders and administration site conditions:** chest pain, pain, therapeutic response unexpected

**Immune system disorders:** hypersensitivity

**Investigations:** drug screen false positive, heart rate increased, weight decreased

**Nervous systems disorders:** burning sensation, anosmia, ageusia, sedation

**Psychiatric disorders:** anxiety, initial insomnia, restlessness, thinking abnormal, psychomotor hyperactivity, depression

**Respiratory, thoracic and mediastinal disorders:** nasal septum perforation, dyspnoea, nasal obstruction, nasal ulcers

**Skin and subcutaneous tissue disorders:** rash, swelling face, urticaria

## 9 DRUG INTERACTIONS

### 9.2 Drug Interactions Overview

Specific pharmacokinetic drug interaction studies have not been performed with azelastine hydrochloride and fluticasone propionate suspension nasal spray. The drug interactions of the combination are expected to reflect those of the individual components. The following section outlines the interactions observed with the individual components of azelastine hydrochloride and fluticasone propionate suspension nasal spray.

#### ***Cytochrome P450 Inhibitors***

A drug interaction study of intranasal fluticasone propionate in healthy subjects has shown that ritonavir (a highly potent CYP 3A4 inhibitor) can greatly increase fluticasone propionate plasma concentrations, resulting in markedly reduced serum cortisol concentrations. During post-marketing use, there have been reports of clinically significant drug interactions in patients receiving intranasal or inhaled fluticasone propionate and ritonavir, resulting in systemic corticosteroid effects. Co-treatment with other CYP 3A4 inhibitors, including cobicistat-containing products, is also expected to increase the risk of systemic side-effects. Therefore, concomitant use of APO-AZELASTINE/FLUTICASONE and strong CYP 3A4 inhibitors should be avoided unless the benefit outweighs the increased risk of systemic corticosteroid side-effects, in which case patients should be monitored for systemic corticosteroid side-effects.

This study has shown that other inhibitors of CYP 3A4 produce negligible (erythromycin) and minor (ketoconazole) increases in systemic exposure to fluticasone propionate without notable reductions in serum cortisol concentrations. However, there have been a few case reports during worldwide post-market use of adrenal cortisol suppression associated with concomitant use ofazole anti-fungals and inhaled fluticasone propionate. Therefore, care is advised when coadministering potent CYP 3A4 inhibitors (e.g. ketoconazole) as there is potential for increased systemic exposure to fluticasone propionate.

### **Central Nervous System Depressants**

Concurrent use of APO-AZELASTINE/FLUTICASONE Nasal Spray with alcohol or other central nervous system depressants should be avoided because somnolence and impairment of central nervous system performance may occur (see [7 WARNINGS AND PRECAUTIONS](#)).

### **9.3 Drug-Behavioural Interactions**

In clinical trials, the occurrence of somnolence has been reported in some patients (0.7% of patients) taking azelastine hydrochloride and fluticasone propionate suspension nasal spray (see [8 ADVERSE REACTIONS](#)). In isolated cases fatigue, weariness, exhaustion, dizziness or weakness that may also be caused by the disease itself, may occur when using azelastine hydrochloride and fluticasone propionate suspension nasal spray. In these cases, the ability to drive and use machines may be impaired. Alcohol and other central nervous system depressants may enhance this effect and should be avoided.

### **9.4 Drug-Drug Interactions**

*The drugs listed in this table are based on either drug interaction case reports or studies, or potential interactions due to the expected magnitude and seriousness of the interaction (i.e., those identified as contraindicated).*

**Table 4      Established or Potential Drug-Drug Interactions**

<b>Proper / Common name</b>	<b>Source of Evidence</b>	<b>Effect</b>	<b>Clinical comment</b>
Ritonavir Cobicistat	CT, PM	Systemic effects including Cushing’s syndrome and adrenal suppression.	Concomitant use of fluticasone propionate and ritonavir or cobicistat-containing products should be avoided. (See <a href="#">9 DRUG INTERACTIONS, 9.2 Drug Interactions Overview</a> )

Proper / Common name	Source of Evidence	Effect	Clinical comment
Ketoconazole	CT PM	Minor increased systemic exposure to fluticasone propionate.	Care is advised when co-administering ketoconazole (See <a href="#">9 DRUG INTERACTIONS, 9.2 Drug Interactions Overview</a> )
Acetylsalicylic acid	T		Use with caution in conjunction with corticosteroids in hypoprothrombinemia.
Cimetidine	CT	After oral administration of 4.4 mg azelastine hydrochloride twice daily, cimetidine has been shown to increase the plasma levels of azelastine. This is thought to be due to cimetidine inhibiting the metabolism of azelastine by interacting with the hepatic cytochrome P450 system. No interaction was seen following co-treatment with ranitidine.	Care is advised when co-administering cimetidine.

Legend: CT = Clinical Trial; PM = Post-marketing; T = Theoretical

### 9.5 Drug-Food Interactions

Interactions with food have not been established.

### 9.6 Drug-Herb Interactions

Interactions with herbal products have not been established.

### 9.7 Drug-Laboratory Test Interactions

Interactions with laboratory tests have not been established.

## 10 CLINICAL PHARMACOLOGY

### 10.1 Mechanism of Action

APO-AZELASTINE/FLUTICASONE contains azelastine hydrochloride and fluticasone propionate,

which have different modes of action in terms of improvement of allergic rhinitis and rhinoconjunctivitis symptoms.

### ***Fluticasone propionate***

Fluticasone propionate is a synthetic trifluorinated corticosteroid that possesses a high affinity for the glucocorticoid receptor and has a potent anti-inflammatory action, e.g. 3 to 5 fold more potent than dexamethasone in cloned human glucocorticoid receptor binding and gene expression assays. The clinical relevance of these findings is unknown.

The precise mechanism through which fluticasone propionate affects allergic rhinitis symptoms is not known. Corticosteroids have been shown to have a wide range of effects on multiple cell types (e.g. mast cells, eosinophils, neutrophils, macrophages, and lymphocytes) and mediators (e.g., histamine, eicosanoids, leukotrienes, and cytokines) involved in inflammation.

### ***Azelastine hydrochloride***

Azelastine, a phthalazinone derivative is classified as a potent long-acting anti-allergic compound with selective H1-antagonist, mast cell stabilizing and anti-inflammatory properties. Data from *in vivo* (preclinical) and *in vitro* studies show that azelastine inhibits the synthesis or release of the chemical mediators known to be involved in early and late stage allergic reactions, e.g. leukotrienes, histamine, platelet-activating factor (PAF) and serotonin. Azelastine hydrochloride in APO-AZELASTINE/FLUTICASONE Nasal Spray is administered as a racemic mixture with no difference in pharmacologic activity noted between the enantiomers in *in vitro* studies. The major metabolite, desmethylazelastine, also possesses H1-receptor antagonist activity.

## **10.2 Pharmacodynamics**

In the dose range recommended for nasal application, neither Azelastine Hydrochloride nor Fluticasone Propionate is expected to cause relevant systemic pharmacodynamic interactions.

When used at up to four times the recommended daily dose on the nasal mucosa, fluticasone propionate has no detectable systemic activity and causes little or no hypothalamic pituitary adrenal (HPA) axis suppression. Following intranasal dosing of fluticasone propionate, (200 mcg/day) no significant change in 24 h serum cortisol AUC was found compared to placebo (ratio 1.01, 90%CI 0.9 to 1.14). In the recommended dosing scheme intranasal fluticasone propionate formulations are regarded to be devoid of systemic glucocorticoid actions.

## **10.3 Pharmacokinetics**

### **Absorption**

After intranasal administration of two sprays per nostril (548 mcg of azelastine hydrochloride and 200 mcg of fluticasone) of azelastine hydrochloride and fluticasone propionate suspension nasal spray, the mean ( $\pm$  standard deviation) peak plasma exposure ( $C_{max}$ ) was  $194.5 \pm 74.4$  pg/mL for azelastine and  $10.3 \pm 3.9$  pg/mL for fluticasone propionate and the mean total exposure (AUC) was  $4217 \pm 2618$  pg.hr/mL for azelastine and  $97.7 \pm 43.1$  pg.hr/mL for fluticasone. The median time to peak exposure ( $t_{max}$ ) from a single dose was 0.5 hours for azelastine and 1.0 hours for fluticasone.

Direct absorption of fluticasone propionate in the nose is negligible due to the low aqueous solubility with the majority of the dose being eventually swallowed. When administered orally the systemic exposure is <1% due to poor absorption and pre-systemic metabolism. The total systemic absorption arising from both nasal and oral absorption of the swallowed dose is therefore negligible.

There was no evidence of pharmacokinetic interactions between azelastine hydrochloride and fluticasone propionate. However, fluticasone systemic exposure was ~50% increased when compared with a marketed fluticasone nasal spray. The absolute systemic serum concentration is still very low as typical for fluticasone propionate intranasal administration with mean peak concentration ( $C_{max}$ ) of approximately 10 pg/mL. Azelastine hydrochloride and fluticasone propionate suspension nasal spray was equivalent to a marketed azelastine nasal spray with respect to azelastine systemic exposure.

### **Distribution:**

Fluticasone propionate has a large volume of distribution at steady-state (approximately 318 litres). Plasma protein binding is 91%.

The volume of distribution of azelastine is high indicating distribution predominantly into the peripheral tissue. The level of protein binding is 80 to 90%. Additionally, both drugs have broad therapeutic windows. Therefore, drug displacement reactions are unlikely.

### **Metabolism:**

Fluticasone propionate is cleared rapidly from the systemic circulation, principally by hepatic metabolism to an inactive carboxylic acid metabolite, by the cytochrome P450 enzyme CYP3A4. Care should be taken when co-administering potent CYP3A4 inhibitors such as ketoconazole and ritonavir as there is potential for increased systemic exposure to fluticasone propionate (see [9 DRUG INTERACTIONS](#) and [7 WARNINGS AND PRECAUTIONS](#)).

Azelastine is metabolized to *N*-desmethyazelastine via by the cytochrome P450 enzyme system. The specific P450 isoforms responsible for the biotransformation of azelastine have not been identified.

### **Elimination**

The elimination rate of intravenous administered fluticasone propionate is linear over the 250 to 1000 microgram dose range and are characterised by a high plasma clearance (CL=1.1 l/min). The renal clearance of fluticasone propionate is negligible (<0.2%) and less than 5% as the carboxylic acid metabolite. The major route of elimination is the excretion of fluticasone propionate and its metabolites in the bile.

Plasma elimination half-lives after a single dose of azelastine are approximately 20 to 25 hours for azelastine and about 45 hours for the therapeutically active metabolite N-desmethyl azelastine. Excretion occurs mainly via the feces.

### **Special Populations and Conditions**

The pharmacokinetic properties of azelastine hydrochloride and fluticasone propionate suspension nasal spray have not been assessed in special populations and no gender specific data have been obtained.

However, no significant difference was found in  $t_{1/2}$ ,  $C_{max}$  or AUC in an oral single dose study of 4 mg azelastine in 6 patients with hepatic impairment compared to normal subjects. Caution is warranted in extrapolating these data to long - term use.

In a single oral dose study of 4 mg azelastine in 9 patients, renal insufficiency (creatinine clearance <50 mL/min) resulted in a 70 to 75% higher  $C_{max}$  and AUC compared to healthy subjects. However, the number of patients evaluated in this study is too small to draw meaningful conclusions. No information regarding the use of azelastine nasal spray in renally impaired patients is available. Time to maximum concentration was unchanged.

### **11 STORAGE, STABILITY AND DISPOSAL**

Store between 15°C and 30°C. Do not freeze or refrigerate.

### **12 SPECIAL HANDLING INSTRUCTIONS**

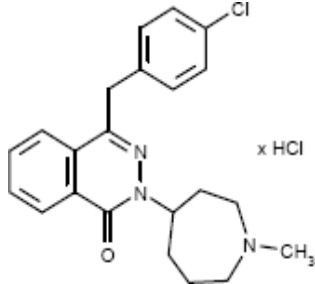
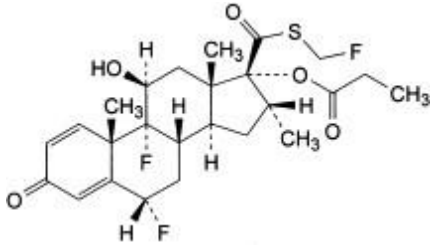
The bottle should be discarded after 28 or 120 sprays following priming. If more than 6 months have elapsed since the bottle was first used, it should be discarded.

**PART II: SCIENTIFIC INFORMATION**

**13 PHARMACEUTICAL INFORMATION**

**Drug Substance**

azelastine hydrochloride and fluticasone propionate

<b>Proper name:</b>	Azelastine Hydrochloride USP	Fluticasone Propionate USP
<b>Chemical name:</b>	<ul style="list-style-type: none"> <li>- 4-(4-chloro-benzyl)-2-(1-methyl-azepan-4-yl)-3,4-dihydro-2<i>H</i>-phthalazin-1-one Hydrochloride</li> <li>- 4-(4-Chlorobenzyl)-2-[(4<i>RS</i>)-1-methylhexahydro-1<i>H</i>-azepin-4-yl]phthalazin-1(2<i>H</i>)-one hydrochloride</li> <li>- 1(2<i>H</i>)-Phthalazinone, 4-[(4-chlorophenyl)methyl]-2-(hexahydro-1-methyl-1<i>H</i>-azepin-4-yl), monohydrochloride;</li> </ul>	6 $\alpha$ ,9-Difluoro-17-[[[(fluoromethyl)sulphonyl]carbonyl]-11 $\beta$ -hydroxy-16 $\alpha$ -methyl-3-oxoandrosta-1,4-dien-17 $\alpha$ -yl]propanoate
<b>Molecular formula:</b>	C <sub>22</sub> H <sub>24</sub> ClN <sub>3</sub> O·HCl	C <sub>25</sub> H <sub>31</sub> F <sub>3</sub> O <sub>5</sub> S
<b>Molecular mass:</b>	418.36 g/mol	500.6 g/mol
<b>Structural formula:</b>		
<b>Physicochemical properties:</b>	A white or almost white crystalline powder. Sparingly soluble in water, soluble in ethanol and methylene chloride. Azelastine Hydrochloride is the racemate containing R-isomer and S-isomer. Hygroscopicity is 80% RH.	Fluticasone propionate is a white to almost white, crystalline powder. Practically insoluble in water, sparingly soluble in acetone and methylene chloride, slightly soluble in ethanol (95%) and freely soluble in dimethylformamide.

## 14 CLINICAL TRIALS

### 14.1 Clinical Trials by Age

#### *Use in Adolescents and Adults*

- Trial Design and Study Demographics

**Table 5 Summary of patient demographics for pivotal clinical trials**

Study #	Study design / Duration	Dosage, route of administration and duration / Study Drug and Comparators	Study subjects (n)	Mean age (Range)	Sex
MP4002	Randomized, Double Blind, Parallel Group, Multicentre  14 days	One spray per nostril twice daily 1) Azelastine hydrochloride and Fluticasone propionate suspension nasal spray 2) Azelastine 3) Fluticasone propionate 4) Placebo	831 subjects with SAR	36.2 - 38.6 (12-77) years	300M/531F
MP4004	Randomized, Double Blind, Parallel Group, Multicentre  14 days	One spray per nostril twice daily 1) Azelastine hydrochloride and Fluticasone propionate suspension nasal spray 2) Azelastine 3) Fluticasone propionate 4) Placebo	776 subjects with SAR	37.0 - 38.8 (12-77) years	282M/494F
MP4006	Randomized, Double Blind, Parallel Group, Multicentre  14 days	One spray per nostril twice daily 1) Azelastine hydrochloride and Fluticasone propionate suspension nasal spray 2) Azelastine 3) Fluticasone propionate 4) Placebo	1791 subjects with SAR	34.2 – 36.4 (12-83) years	694M/1097F

The efficacy and safety of azelastine hydrochloride and fluticasone propionate suspension nasal spray in seasonal allergic rhinitis was evaluated in 3 pivotal randomized, multicenter, double-blind, placebo-controlled clinical trials in 760 adult (18 to 78 years) and 88 adolescent (12 to 17 years) patients with seasonal allergic rhinitis. The population of the trials was 64% female, 36% male; 80% white, 16% black, 2% Asian, 1% other.

Patients with moderate to severe nasal symptoms were randomized to one of four treatment groups: one spray per nostril twice daily of azelastine hydrochloride and fluticasone propionate suspension nasal spray, azelastine hydrochloride nasal spray, fluticasone propionate nasal spray, and vehicle placebo. The azelastine hydrochloride and fluticasone propionate comparators use the same device and vehicle as azelastine hydrochloride and fluticasone propionate suspension nasal spray and are not commercially marketed.

Safety and efficacy of azelastine hydrochloride and fluticasone propionate suspension nasal spray was further assessed in a 12 month study (MP4000) in patients with chronic allergic or vasomotor rhinitis. One further study (3311) was performed to assess the onset of action of azelastine hydrochloride and fluticasone propionate using a standardized Environmental Exposure Chamber (EEC) model.

During the pivotal studies, nasal symptoms of itchy nose, nasal congestion, runny nose and sneezing, and ocular symptoms of itchy eyes, watery eyes, and eye redness were rated twice daily in a diary, using a 4-point scale from 0 (no symptoms) to 3 (severe symptoms). The scores were summed up to a total nasal symptom score (TNSS) and a total ocular symptom score (TOSS), respectively.

- **Study Results**

#### **Reflective Total Nasal Symptom Score (rTNSS)**

The primary endpoint for these studies was the change from baseline in the combined (daytime plus nighttime) 12-hour reflective total nasal symptom score (crTNSS: maximum possible score of 24) over the 14-day study period vs. placebo, azelastine or fluticasone propionate alone.

[Table 6](#) below shows the primary efficacy results for the individual pivotal studies expressed as absolute change in crTNSS compared with placebo and all active treatments. In each study azelastine hydrochloride and fluticasone propionate suspension nasal spray was statistically and clinically significantly superior to placebo and the monotherapy components (azelastine alone and fluticasone alone). Furthermore, each active substance contributes to the treatment effect of the combination azelastine hydrochloride and fluticasone propionate suspension nasal spray. A statistically significant decrease in TNSS, as compared to placebo, was seen 30 to 45 minutes after the first dose in subjects who received azelastine hydrochloride and fluticasone propionate suspension nasal spray.

**Table 6 Combined 12-Hour rTNSS, AM and PM Combined, Adults and Adolescents, (ITT Population) – Least Square Means and 95% Confidence Intervals for Pairwise Differences**

Study No.	Parameters	Azelastine hydrochloride and Fluticasone propionate suspension nasal spray	FLU*	AZE**	PLA^
MP4002	N	207	207	208	209
	LS mean BL	18.3	18.2	18.3	18.6
	LS mean (SD) overall change from BL	-5.6 (5.2)	-4.7 (4.7)	-4.2 (4.6)	-2.9 (3.9)
	P-values (ANCOVA) vs. azelastine hydrochloride and fluticasone propionate suspension nasal spray	-	0.034	0.001	< 0.001
MP4004	N	193	188	193	199
	LS mean BL	18.3	18.6	18.5	18.2
	LS mean (SD) overall change from BL	-5.5 (5.2)	-4.6 (5.1)	-4.5 (4.6)	-3.0 (3.9)
	P-values (ANCOVA) vs. azelastine hydrochloride and fluticasone propionate suspension nasal spray	-	0.038	0.032	< 0.001
MP4006	N	448	450	443	448
	LS mean BL	19.3	19.4	19.5	19.4
	LS mean (SD) overall change from BL	-5.5 (5.2)	-4.9 (4.7)	-4.8 (4.8)	-3.4 (4.3)
	P-values (ANCOVA) vs. azelastine hydrochloride and fluticasone propionate suspension nasal spray	-	0.029	0.016	< 0.001

\* Fluticasone propionate in azelastine hydrochloride and fluticasone propionate vehicle

\*\* Azelastine hydrochloride in azelastine hydrochloride and fluticasone propionate vehicle

^ azelastine hydrochloride and fluticasone propionate vehicle

BL Baseline

SD Standard Deviation

ITT Intent To Treat

### Reflective Total Ocular Symptom Score (rTOSS)

The change from baseline in combined (daytime plus nighttime) AM+PM rTOSS was included as secondary efficacy endpoint in the pivotal studies (key secondary efficacy endpoint in studies MP4004 and MP4006). Results for the individual pivotal studies are presented in [Table 7](#) below. Across all studies, azelastine hydrochloride and fluticasone propionate suspension nasal spray

was statistically and clinically significantly superior to placebo. In 1 of 3 studies azelastine hydrochloride and fluticasone propionate suspension nasal spray was also statistically and clinically significantly superior to fluticasone propionate. Azelastine hydrochloride and fluticasone propionate suspension nasal spray was numerically superior to azelastine hydrochloride.

**Table 7 Combined 12-Hour rTOSS, AM and PM Combined, Adults and Adolescents, (ITT Population) – Least Square Means and 95% Confidence Intervals for Pairwise Differences**

Study No.	Parameters	Azelastine hydrochloride and Fluticasone propionate suspension nasal spray	FLU*	AZE**	PLA^
MP4002	N	207	207	208	209
	LS mean BL	11.9	11.4	11.5	12.1
	LS mean (SD) overall change from BL	-3.1 (4.0)	-2.6 (3.5)	-2.8 (3.8)	-1.9 (3.3)
	P-values (ANCOVA) vs. azelastine hydrochloride and fluticasone propionate suspension nasal spray	-	0.097	0.457	<0.001
MP4004	N	193	188	193	199
	LS mean BL	11.7	12.0	11.8	11.6
	LS mean (SD) overall change from BL	-3.6 (3.9)	-2.7 (3.6)	-3.0 (3.3)	-2.0 (3.1)
	P-values (ANCOVA) vs. azelastine hydrochloride and fluticasone propionate suspension nasal spray	-	0.009	0.069	<0.001
MP4006	N	448	450	443	448
	LS mean BL	12.3	12.3	12.4	12.2
	LS mean (SD) overall change from BL	-3.0 (4.0)	-2.8 (3.5)	-3.0 (3.8)	-2.0 (3.5)
	P-values (ANCOVA) vs. azelastine hydrochloride and fluticasone propionate suspension nasal spray	-	0.247	0.912	<0.001

\* Fluticasone propionate in azelastine hydrochloride and fluticasone propionate vehicle

\*\* Azelastine hydrochloride in azelastine hydrochloride and fluticasone propionate vehicle

^ azelastine hydrochloride and fluticasone propionate vehicle

BL Baseline

SD Standard Deviation

ITT Intent To Treat

Azelastine hydrochloride and fluticasone propionate suspension nasal spray also improved individual nasal and ocular symptoms, postnasal drip and the patients' disease-related quality of life (Rhinoconjunctivitis Quality of Life Questionnaire – RQLQ) as compared to placebo in all 3 pivotal studies.

### **Onset of Action**

Pivotal trials showed that under clinical conditions azelastine hydrochloride and fluticasone propionate suspension nasal spray becomes efficacious within the first 30 to 45 minutes. From chamber studies with azelastine, the onset of action was observed at 15 minutes after administration (efficacy at time points earlier than 15 minutes was not assessed). In a chamber study with azelastine hydrochloride and fluticasone propionate suspension nasal spray, statistically significant relief of nasal allergic rhinitis symptoms was observed at the earliest time point assessed, 5 minutes after administration of azelastine hydrochloride and fluticasone propionate suspension nasal spray. In a responder analysis, the median time to a 50% reduction in nasal symptoms was approximately 30 minutes. A statistically significant relief of ocular symptoms was observed by 10 minutes after administration of azelastine hydrochloride and fluticasone propionate suspension nasal spray.

### ***Use in Pediatric Patients 6 to 11 Years of Age***

- ***Trial Design and Study Demographics***

The efficacy and safety of azelastine hydrochloride and fluticasone propionate suspension nasal spray was evaluated in one randomized, multi-center, double-blind, placebo-controlled trial in 304 children 6 to 11 years of age with seasonal allergic rhinitis (MP4008). Patients were randomized 1:1 to receive either one spray per nostril twice daily of azelastine hydrochloride and fluticasone propionate suspension nasal spray or placebo (vehicle control) for 14 days. The design of this trial was similar to that of the adult trials.

The primary efficacy endpoint was the mean change from baseline in combined AM+PM reflective total nasal symptom score (rTNSS) over 2 weeks. The change from baseline in combined AM+PM rTOSS was included as a secondary efficacy endpoint. Symptoms were assessed by the subject or by the caregiver.

- **Study Results**

Results of the original analyses were numerically supportive, but did not achieve statistical significance. The post hoc analyses showed greater treatment differences between azelastine hydrochloride and fluticasone propionate suspension nasal spray and placebo with increasing degree of child self-rating. When the children assessed symptom severity by themselves (self-rating >90%), children treated with azelastine hydrochloride and fluticasone propionate suspension nasal spray were reported to have experienced better relief than those treated with placebo ([Table 8](#)). Self-rating occurred most frequently in the older children, aged 9 to 11 years.

**Table 8 Combined 12-Hour rTNSS and rTOSS, AM and PM, Children 6 to 11 Years, (ITT Population) – Least Square Means for Pairwise Differences (MP4008)**

	rTNSS			rTOSS	
	Azelastine hydrochloride and Fluticasone propionate suspension nasal spray – PLA <sup>^</sup>	95% CI	P value	Azelastine hydrochloride and Fluticasone propionate suspension nasal spray – PLA <sup>^</sup>	95% CI
<b>All children (n = 304)</b>	-0.80	-1.75, +0.15	0.099	-0.53	-1.23, +0.18
<b>Child self-rating &lt;10% (n = 157)</b>	-0.29	-1.65, +1.07		-0.19	-1.12, +0.74
<b>Child self-rating 10-90% (n = 65)</b>	-1.14	-3.02, +0.73		-0.48	-1.80, +0.84
<b>Child self-rating &gt;90% (n = 82)</b>	-2.18	-3.54, -0.82		-1.34	-2.34, -0.34

<sup>^</sup> azelastine hydrochloride and fluticasone propionate vehicle

CI Confidence Interval

ITT Intent To Treat

In the per protocol population, which excluded subjects primarily non-compliant with dosing or electronic diary completion, a numerically greater difference in the LS mean change in rTNSS of -3.99 in the azelastine hydrochloride and fluticasone propionate suspension nasal spray group compared to the placebo group (-2.78) was observed (difference = -1.21).

## 14.2 Comparative Bioavailability Studies

A clinical efficacy study was conducted to demonstrate efficacy and bioequivalence. The study consisted of a double blind, multi-center, placebo-controlled, parallel group, randomized clinical study. Of the 595 subjects (male and female) who completed the placebo run-in period and were randomized to one of the three treatments (APO-AZELASTINE/FLUTICASONE, DYMISTA™ and placebo), 579 subjects met the criteria for clinical equivalency analysis and 579 subjects were eligible for the clinical efficacy analysis. Each eligible subject received a dose of 548 mcg/200 mcg per day (137 mcg/50 mcg per spray, one spray in each nostril twice daily) for 14 days. Drug concentration/time profiles and pharmacokinetic parameters were not determined in this study.

The primary efficacy and equivalence measures were based on the average morning and evening Reflective total nasal symptom scores (rTNSS) of runny nose, nasal congestion, nasal

itchiness and sneezing. The primary endpoint was the absolute change in the combined rTNSS from baseline over the treatment period. The primary efficacy analyses were performed using the intent-to-treat (ITT) population. Equivalence analyses were performed on the per-protocol (PP) population.

A secondary efficacy analysis on the ITT population was conducted in an identical manner to the primary efficacy analysis, except using the secondary efficacy measure of instantaneous TNSS (iTNSS) (morning and evening instantaneous scores on runny nose, nasal congestion, nasal itchiness, and sneezing).

The efficacy and bioequivalence results for the seasonal allergic rhinitis study are shown in the table below:

**Mean ± SD Changes from Baseline in Reflective Total Nasal Symptom Scores (rTNSS) and Instantaneous Total Nasal Symptom Score (iTNSS) in Seasonal Allergic Rhinitis Trial**

Measures	Statistics <sup>1</sup>	Efficacy Analysis Azelastine HCl and Fluticasone Propionate Nasal Spray (137 mcg/50 mcg per spray, one spray in each nostril twice daily)			Equivalence Assessment <sup>2</sup>	
		Test <sup>#</sup>	Reference <sup>†</sup>	Placebo	Ratio (Test/Ref) of means (%)	90% Confidence Interval
	<b>N</b>	<b>N=231</b>	<b>N=233</b>	<b>N=115</b>		
rTNSS	Mean ± SD	-2.18 ± 2.40	-2.40 ± 2.35	-0.61 ± 1.91	93.6	80.7 - 108.5
	p-value (vs. placebo)	p<0.001	p<0.001	NA		
iTNSS	Mean ± SD	-2.02 ± 2.27	-2.23 ± 2.23	-0.56 ± 1.80		
	p-value (vs. placebo)	p<0.001	p<0.001	NA		

<sup>#</sup> APO-AZELASTINE/FLUTICASONE Nasal Spray (137 mcg/50 mcg per spray) (Apotex Inc.)  
<sup>†</sup> DYMISTA™ Nasal Spray (137 mcg/50 mcg per spray) (Meda Pharmaceuticals, Inc.) was purchased in the USA  
<sup>1</sup> Based on the Intent-To-Treat population  
<sup>2</sup> Based on the Per-Protocol population

An open label, randomized, two-treatment, two-sequence, two-period, crossover, comparative bioavailability study of APO-AZELASTINE/FLUTICASONE Nasal Spray, 137 mcg/50 mcg per spray (Apotex Inc.) and DYMISTA™ Nasal Spray, 137 mcg/50 mcg per spray (Meda Pharmaceuticals Inc.) administered as a single oral dose of 548 mcg (azelastine

hydrochloride) and 200 mcg (fluticasone propionate) (4 x 137 mcg/50 mcg sprays (2 sprays/nostril)) in 64 healthy, adult, male and female volunteers under fasting conditions. Comparative bioavailability data from 58 subjects that were included in the statistical analysis are presented in the following table:

<b>Fluticasone Propionate</b> <b>548 mcg/200 mcg azelastine hydrochloride/fluticasone propionate (4 x 137 mcg/50 mcg (2 sprays in each nostril))</b> <b>From Measured Data</b> <b>Geometric Mean</b> <b>Arithmetic Mean (CV%)</b>				
Parameter	Test*	Reference <sup>†</sup>	Ratio of Geometric Means (%)	90% Confidence Interval
AUC <sub>T</sub> (pg·h/mL)	52.48 62.76 (70.17)	55.70 65.06 (57.33)	94.2	87.4 - 101.6
AUC <sub>I</sub> <sup>#</sup> (pg·h/mL)	68.19 84.10 (58.11)	70.74 81.25 (50.86)	96.4	88.4 - 105.1
C <sub>max</sub> (pg/mL)	7.14 7.87 (54.41)	7.26 7.88 (43.40)	98.5	91.6 - 105.8
T <sub>max</sub> <sup>§</sup> (h)	1.18 (64.63)	1.13 (61.82)		
T <sub>1/2</sub> <sup>§</sup> (h)	21.85 (85.74)	17.43 (50.67)		
* APO-AZELASTINE/FLUTICASONE Nasal Spray, 137 mcg/50 mcg per spray (Apotex Inc.) † DYMISTA™ Nasal Spray, 137 mcg/50 mcg per spray (Meda Pharmaceuticals Inc.) was purchased in the USA. § Expressed as arithmetic mean (CV%) only. # N=49				

<b>Azelastine</b> <b>548 mcg/200 mcg azelastine hydrochloride/fluticasone propionate (4 x 137 mcg/50 mcg (2 sprays in each nostril))</b> <b>From Measured Data</b> <b>Geometric Mean</b> <b>Arithmetic Mean (CV%)</b>				
Parameter	Test*	Reference <sup>†</sup>	Ratio of Geometric Means (%)	90% Confidence Interval
AUC <sub>T</sub> (pg·h/mL)	7875.02 8325.82 (36.36)	7866.75 8425.17 (37.96)	100.1	95.7 - 104.7
AUC <sub>I</sub> (pg·h/mL)	8444.01 9009.23 (39.86)	8442.17 9133.21 (43.17)	100.0	95.5 - 104.8
C <sub>max</sub> (pg/mL)	329.90 363.69 (45.67)	326.16 351.00 (38.09)	101.1	94.2 - 108.6

<p style="text-align: center;"><b>Azelastine</b>  <b>548 mcg/200 mcg azelastine hydrochloride/fluticasone propionate (4 x 137 mcg/50 mcg</b>  <b>(2 sprays in each nostril))</b>  <b>From Measured Data</b>  <b>Geometric Mean</b>  <b>Arithmetic Mean (CV%)</b></p>				
Parameter	Test*	Reference <sup>†</sup>	Ratio of Geometric Means (%)	90% Confidence Interval
T <sub>max</sub> <sup>§</sup> (h)	2.25 (91.91)	2.13 (74.21)		
T <sub>1/2</sub> <sup>§</sup> (h)	24.89 (32.54)	23.97 (34.19)		
<p>* APO-AZELASTINE/FLUTICASONE Nasal Spray, 137 mcg/50 mcg per spray (Apotex Inc.)  <sup>†</sup> DYMISTA™ Nasal Spray, 137 mcg/50 mcg per spray (Meda Pharmaceuticals Inc.) was purchased in the USA.  <sup>§</sup> Expressed as arithmetic mean (CV%) only.</p>				

## 15 MICROBIOLOGY

No microbiological information is required for this drug product.

## 16 NON-CLINICAL TOXICOLOGY

### General Toxicology

#### *Fluticasone propionate*

In a study conducted in rats with a chronic inhalation dosage of 57 mcg/kg/day, changes typical of the excessive application of glucocorticosteroids were observed. These included changes in plasma proteins, transaminases and electrolytes; decreased urine volume; hematological changes; and lymphoid depletion, thymic and adrenal atrophy. In dogs, chronic inhalation of 50.7 mcg/animal/day resulted in comparable changes that corresponded to known effects associated with glucocorticosteroids.

#### *Azelastine hydrochloride*

Studies in both rats and dogs using chronic intranasal dosing demonstrated no mucosal irritating properties, and no primary substance-related systemic toxicological changes. The no-observed-adverse-effect level in rats was 0.8 mg/day/animal, and 1.68 mg/day/animal with intranasal dosing.

#### *Fluticasone propionate and azelastine hydrochloride combination*

Intranasal dosing using 0.1 mL of 0.1% azelastine hydrochloride/0.0365% fluticasone

propionate per nostril twice daily for 14 days in rats did not produce any adverse effects, except for decreased body weights for female animals. This was also observed for animals administered azelastine hydrochloride or fluticasone propionate alone. A slight yet statistically significant increase in glucose and calcium values was noted for the test article-treated females.

Intranasal administration of the same dosage for 90 days in rats produced a systemic exposure to azelastine (based on  $AUC_{last}$ ) on Study Day 91 that was comparable to the value of Study Day 1 for both azelastine/fluticasone nasal spray and azelastine hydrochloride, indicating a lack of appreciable accumulation during twice-daily intranasal administration. The animals which received fluticasone propionate, either in combination with azelastine or alone, exhibited lower body weight throughout treatment, especially in female animals. Histopathological evaluation revealed increased mast cells only in the mesenteric lymph nodes of animals which received azelastine/fluticasone or fluticasone alone. The increased mast cells were not considered to be an adverse change. Overall, the toxicity profile of azelastine/fluticasone was comparable to that of the individual components.

In beagle dogs, intranasal dosing using 0.1 mL/nostril twice daily for 14 days of the 0.1% azelastine hydrochloride/0.0365% fluticasone propionate combination did not result in any definitive test article-related toxicity.

## **Genotoxicity**

### ***Fluticasone propionate***

Fluticasone propionate did not induce gene mutation in prokaryotic and eukaryotic cells *in vitro*. No significant clastogenic effect was seen in cultured human peripheral lymphocytes *in vitro* or in the mouse micronucleus test.

### ***Azelastine hydrochloride***

Azelastine hydrochloride showed no genotoxic effects in the Ames test, DNA repair test, mouse lymphoma forward mutation assay, mouse micronucleus test, or chromosomal aberration test in rat bone marrow.

## **Carcinogenicity**

### ***Fluticasone propionate***

Fluticasone propionate at an oral dose of 1 mg/kg/day in mice or an inhalation dose of 57 mcg/kg/day in rats did not demonstrate evidence of carcinogenicity.

### ***Azelastine hydrochloride***

Azelastine hydrochloride at oral doses up to 25 mg/kg/day in mice or 30 mg/kg/day in rats failed to demonstrate evidence of carcinogenicity.

## **Reproductive and Developmental Toxicology**

### ***Fluticasone propionate***

Subcutaneous injection of 50 mcg/kg/day in rats did not produce evidence of impaired fertility in males and females. Subcutaneous injection of 150 mcg/kg/day in mice resulted in fetal toxicity characteristic of potent corticosteroid compounds, including retarded ossification and cleft palates, in the presence of maternal toxicity (reduction of body weight). In rats, subcutaneous dosages from 30 mcg/kg onwards caused maternal toxic effects. In rabbits, a subcutaneous dosage of 4 mcg/kg/day resulted in fetal weight reduction and cleft palate. Oral dosing with 300 mcg/kg/day in rabbits did not cause teratogenic effects.

### ***Azelastine hydrochloride***

Reproduction and fertility studies in rats showed no effects on male or female fertility at oral doses up to 30 mg/kg. At 68.6 mg/kg, the duration of estrous cycles was prolonged and copulatory activity and the number of pregnancies were decreased. The numbers of corpora lutea and implantations were decreased; however, pre-implantation loss was not increased.

A 68.6 mg/kg oral dose of azelastine hydrochloride also demonstrated developmental toxicity in mice. Embryo-fetal death, malformations (cleft palate; short or absent tail; fused, absent or branched ribs), delayed ossification and decreased fetal weight occurred at this dose. This dose also caused maternal toxicity as evidenced by decreased body weight. In rats, a 30 mg/kg oral dose caused malformations (oligo- and brachydactylia), delayed ossification and skeletal variations, in the absence of maternal toxicity. In rabbits, oral azelastine hydrochloride at doses of 30 to 50 mg/kg caused abortion, delayed ossification and decreased fetal weight, however these doses also resulted in severe maternal toxicity. A lower oral dose of 0.3 mg/kg in rabbits caused neither fetal nor maternal effects.

## **Juvenile Toxicity**

### ***Fluticasone propionate***

Subcutaneous injection of 15 to 50 mcg/kg/day had no influence on the peri- and postnatal phase in rats.

### ***Azelastine hydrochloride***

Oral dosing with up to 30 mcg/kg/day had no influence on the peri- and postnatal phase in rats.

## **Local Tolerance**

### ***Fluticasone propionate and azelastine hydrochloride combination***

An intranasal dosage of 0.1 mL/nostril administered twice daily for 90 days in rats demonstrated no local irritancy to the nasal cavity or respiratory tract, or systemic toxicity. The same dosage administered over 14 days to beagle dogs also failed to demonstrate local irritancy to the nasal cavity or respiratory tract, or systemic toxicity.

#### **17 SUPPORTING PRODUCT MONOGRAPHS**

1. FLONASE metered dose spray, 50 µg/metered dose, submission control 148717, Product Monograph, GlaxoSmithKline Inc. OCT 13, 2011
2. FLOVENT HFA metered-dose aerosol, 50, 125, and 250 mcg/metered dose and FLOVENT DISKUS powder, 50, 100, 250, and 500 mcg/blister, submission control 174022, Product Monograph, GlaxoSmithKline Inc. JUL 29, 2014
3. PrDYMISTA® (Azelastine Hydrochloride and Fluticasone Propionate Suspension Nasal Spray, 137 mcg/50 mcg per metered spray), submission control 287374, Product Monograph, BGP Pharma ULC (NOV 01, 2024).

## **PATIENT MEDICATION INFORMATION**

### **READ THIS FOR SAFE AND EFFECTIVE USE OF YOUR MEDICINE**

#### **Pr APO-AZELASTINE/FLUTICASONE**

#### **Azelastine Hydrochloride and Fluticasone Propionate Suspension Nasal Spray**

Read this carefully before you start taking **APO-AZELASTINE/FLUTICASONE** and each time you get a refill. This leaflet is a summary and will not tell you everything about this drug. Talk to your healthcare professional about your medical condition and treatment and ask if there is any new information about **APO-AZELASTINE/FLUTICASONE**.

#### **What is APO-AZELASTINE/FLUTICASONE used for?**

APO-AZELASTINE/FLUTICASONE is used to treat symptoms of moderate to severe seasonal allergic rhinitis (allergy in the nose) and related eye symptoms in patients 6 years of age and older.

#### **How does APO-AZELASTINE/FLUTICASONE work?**

APO-AZELASTINE/FLUTICASONE helps reduce the symptoms of seasonal allergic rhinitis (inflammation of the lining of the nose), such as:

- stuffy nose,
- runny nose,
- itching,
- sneezing,
- eye redness,
- itchy and watery eyes.

#### **What are the ingredients in APO-AZELASTINE/FLUTICASONE?**

Medicinal ingredients: azelastine hydrochloride and fluticasone propionate

Non-medicinal ingredients: Benzalkonium chloride, edetate disodium dihydrate, glycerol/glycerin, microcrystalline cellulose and carboxymethylcellulose sodium, phenylethyl alcohol, polysorbate 80 and purified water.

#### **APO-AZELASTINE/FLUTICASONE comes in the following dosage forms:**

Suspension for metered spray; 137 micrograms of azelastine hydrochloride and 50 micrograms of fluticasone propionate per spray.

**Do not use APO-AZELASTINE/FLUTICASONE if:**

- You are allergic to any of the ingredients in APO-AZELASTINE/FLUTICASONE.
- You have untreated fungal, bacterial, or tuberculosis infections of the respiratory tract.

**To help avoid side effects and ensure proper use, talk to your healthcare professional before you take APO-AZELASTINE/FLUTICASONE. Talk about any health conditions or problems you may have, including if you:**

- are pregnant (or planning to become pregnant). It is not known if APO-AZELASTINE/FLUTICASONE will harm your unborn baby.
- are breastfeeding or plan to breast-feed. It is not known if APO-AZELASTINE/FLUTICASONE passes into your breast milk.
- are allergic to any other corticosteroid or medications.
- have green or yellow discharge from the nose.
- have eye or vision problems, such as cataracts or glaucoma (increased pressure in your eye).
- are taking other steroid medicine by mouth or as an injection.
- are recovering from recent nasal surgery, nasal trauma or nasal ulcers.
- have been near someone who has chickenpox or measles. You should avoid coming into contact with measles or chickenpox while taking APO-AZELASTINE/FLUTICASONE. If you are exposed, tell your healthcare professional.
- have a problem with your thyroid.
- suffer from liver disease.
- are planning on drinking alcohol. Drinking alcohol while taking APO-AZELASTINE/FLUTICASONE may decrease your alertness.

**Other warnings you should know about:**

APO-AZELASTINE/FLUTICASONE contains benzalkonium chloride. Benzalkonium chloride may cause irritation or swelling inside the nose, especially if used for a long time.

**Driving and using machines:**

Before you perform tasks which may require alertness, wait until you know how you respond to APO-AZELASTINE/FLUTICASONE, as it can cause:

- drowsiness
- dizziness, or
- light-headedness

**Eye disorders:**

Drugs like APO-AZELASTINE/FLUTICASONE can cause eye disorders:

- Cataracts: clouding of the lens in the eye, blurry vision, eye pain;
- Glaucoma: an increased pressure in your eyes, eye pain. Untreated, it may lead to permanent vision loss.

- You should have regular eye exams.

**Tell your healthcare professional about all the medicines you take, including any drugs, vitamins, minerals, natural supplements or alternative medicines.**

APO-AZELASTINE/FLUTICASONE may affect the way other medicines work, and other medicines may affect how APO-AZELASTINE/FLUTICASONE works.

**The following may interact with APO-AZELASTINE/FLUTICASONE:**

- ritonavir or cobicistat-containing products (commonly used to treat HIV infection or AIDS). Your healthcare professional may wish to monitor you carefully if you are taking these medicines.
- ketoconazole (for fungal infections).
- cimetidine (inhibits stomach acid production).
- Acetylsalicylic acid (ASA) and you have a blood clotting problem.
- Alcohol, do not drink alcohol or take any other medicines that may cause you to feel sleepy while on APO-AZELASTINE/FLUTICASONE.

**How to take APO-AZELASTINE/FLUTICASONE:**

Use APO-AZELASTINE/FLUTICASONE Nasal Spray exactly as recommended by your healthcare professional. APO-AZELASTINE/FLUTICASONE relieves the symptoms within 30 to 45 minutes. You will get the best results if you keep using APO-AZELASTINE/FLUTICASONE regularly.

APO-AZELASTINE/FLUTICASONE is for use in your nose only. **Do not spray it into your eyes or mouth. If you spray APO-AZELASTINE/FLUTICASONE Nasal Spray into your eye(s), flush your eye(s) with large amounts of water for 10 minutes and then call your doctor.**

**Do not poke or prick the spray pump tip if the spray does not come out. Clean the spray pump tip with warm tap water.**

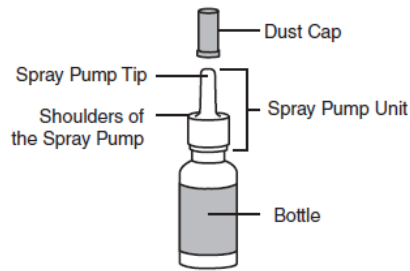
**Usual dose:**

Adults and Children (6 years of age and older): 1 spray in each nostril twice a day (morning and evening).

**Preparing the spray**

1. Shake the bottle gently until no residue is observed at the bottom of the bottle and then remove the protective cap (see Figure 1).

Figure 1



2. The first time the nasal spray is used, you must prime the pump.

- Prime the pump by putting two fingers on either side of the spray pump and place your thumb on the bottom of the bottle.
- Press down and release the pump 6 times into the air away from your face until a fine mist appears (see Figure 2).
- Now your pump is primed and ready to use.

Figure 2

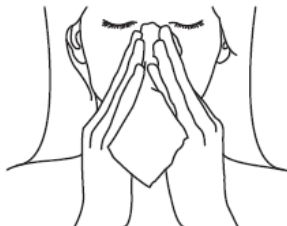


3. If the nasal spray has not been used for more than 7 days, you will need to prime the pump until a fine mist appears again.

### Using the spray

1. Blow your nose to clear your nostrils.

Figure 3



2. Keep your head tilted downwards towards your toes. **Do not tilt head backwards.**

3. Hold the bottle upright and carefully insert the spray tip into one nostril.
4. Close other nostril with your finger, rapidly press down once on the spray pump and sniff gently at the same time (see Figure 4).
5. Breathe out through your mouth.

Figure 4



6. Repeat in your other nostril.
7. Breathe in gently, and **do not tilt your head back after dosing**. This will stop the medicine going into your throat and causing an unpleasant taste (see Figure 5).

Figure 5



8. After each use wipe the spray tip with a clean tissue or cloth and then replace the protective cap.

It is important that you take your dose as advised by your doctor. You should use only as much as your doctor recommends.

You may experience a bitter taste in your mouth, especially if you tilt your head backwards when you are using the nasal spray. This is normal. This should go away if you have a soft drink a few minutes after using this medicine. Occasionally you may sneeze a little after using this spray but this soon stops. You may experience an unpleasant smell.

#### **To Clean the Spray Pump Tip:**

Your APO-AZELASTINE/FLUTICASONE Nasal Spray should be cleaned at least 1 time each week.

1. Remove the dust cap and then gently pull upward on the spray pump unit to remove it from

the bottle. (See Figure 6)

Figure 6



2. Wash the spray pump unit and dust cap in warm tap water. (See Figure 7)

Figure 7



3. Allow to dry completely. When dry, place the spray pump unit and dust cap back on the bottle. (See Figure 8)

Figure 8



4. If the spray pump unit becomes blocked, it can be removed as instructed above in Step 1 and placed in warm water to soak.

**Do not try to unblock the spray pump unit by inserting a pin or other sharp object. This will damage the spray pump unit and cause you not to get the right dose of medicine.**

5. After the spray pump unit is unblocked, rinse the applicator and cap with cold water, and

allow them to dry as in Step 3 above. When dry, place the spray pump unit back on the bottle and put the dust cap on the spray pump tip.

6. Reprime the bottle as in **Preparing the spray** above. Replace the dust cap and your APO-AZELASTINE/FLUTICASONE Nasal Spray is ready for use.

### **Overdose:**

With the nasal route of administration overdose reactions are not anticipated.

**If a child accidentally swallows APO-AZELASTINE/FLUTICASONE Nasal Spray or you use too much APO-AZELASTINE/FLUTICASONE Nasal Spray, call your doctor or go to the nearest hospital emergency room right away.**

If you think you, or a person you are caring for, have used too much or accidentally swallowed APO-AZELASTINE/FLUTICASONE, contact a healthcare professional, hospital emergency department, or regional poison control centre immediately, even if there are no symptoms.

### **Missed Dose:**

If you forget to take a dose, take another dose as soon as you remember but if it is near to the time for the next dose, wait until it is due. Do not take a double dose.

### **What are possible side effects from using APO-AZELASTINE/FLUTICASONE?**

These are not all the possible side effects you may have when taking APO-AZELASTINE/FLUTICASONE. If you experience any side effects not listed here, tell your healthcare professional.

Like any medication, APO-AZELASTINE/FLUTICASONE may cause side effects in some people. Side effects that may occur with the use of antihistamine and corticosteroid nasal sprays, including APO-AZELASTINE/FLUTICASONE, are:

- headache
- change in sense of taste and/or smell
- nose bleeds
- nasal ulcers; pain, burning, irritation
- crusting in the nose
- runny nose
- soreness or dryness in the inside of the nose
- sore throat, upper respiratory tract infection
- fever, cough, stuffy nose, chills, feeling tired
- sleepiness or drowsiness

If any of these affects you severely, tell your doctor, nurse or pharmacist.

Slower growth in children (6 years of age and older) has occurred with use of corticosteroid nasal spray. Your physician should monitor your growth regularly if you are in this age group.

Serious side effects and what to do about them			
Symptom / effect	Talk to your healthcare professional		Stop taking drug and get immediate medical help
	Only if severe	In all cases	
<b>VERY RARE</b>			
<b>Allergic Reactions:</b> chest pain or tightness, wheezing, coughing or having difficulty breathing, suddenly feeling weak or lightheaded (which may lead to collapse or loss of consciousness), swelling around the face, mouth or tongue, eyes or lips with difficulty swallowing, skin rashes (hives) or redness.			✓
<b>Cataracts:</b> glare, reduced vision.		✓	
<b>Cushing's Syndrome:</b> rapid weight gain especially around the body and face; excess sweating; thinning of the skin with easy bruising and dryness; muscle and bone weakness.		✓	
<b>Decreased Adrenal Function:</b> tiredness, weakness, nausea and vomiting.		✓	
<b>Glaucoma:</b> increased pressure in your eyes, eye pain.			✓
<b>Infections:</b> if you have worsening of the symptoms of infections		✓	

Serious side effects and what to do about them			
Symptom / effect	Talk to your healthcare professional		Stop taking drug and get immediate medical help
	Only if severe	In all cases	
such as existing tuberculosis, fungal, bacterial or parasitic infections or herpes of the eye.			
<b>Nasal Perforation:</b> if you get a constant whistling sound when you breathe from your nose, it may be a symptom of nasal septal perforation.		✓	
<b>Nose bleed</b>	✓		
<b>Osteonecrosis:</b> (tiny breaks in a bone leading to eventual collapse): Progressive or persistent pain or limited range of motion in a joint or limb.		✓	
<b>UNKNOWN FREQUENCY</b>			
<b>Vision Blurred</b>		✓	

If you have a troublesome symptom or side effect that is not listed here or becomes bad enough to interfere with your daily activities, tell your healthcare professional.

### Reporting Side Effects

You can report any suspected side effects associated with the use of health products to Health Canada by:

- Visiting the Web page on Adverse Reaction Reporting (<https://www.canada.ca/en/health-canada/services/drugs-health-products/medeffect-canada/adverse-reaction-reporting.html>) for information on how to report online, by mail or by fax; or
- Calling toll-free at 1-866-234-2345

*NOTE: Contact your health professional if you need information about how to manage your side effects. The Canada Vigilance Program does not provide medical advice.*

### Storage:

Keep out of reach and sight of children. Your medicine may harm them.

Store between 15°C and 30°C. Do not freeze or refrigerate APO-AZELASTINE/FLUTICASONE.

**If you want more information about APO-AZELASTINE/FLUTICASONE:**

- Talk to your healthcare professional.
- Find the full product monograph that is prepared for healthcare professionals and includes this Patient Medication Information by visiting the Health Canada website (<https://www.canada.ca/en/health-canada/services/drugs-health-products/drug-products/drug-product-database.html>); the manufacturer's website (<http://www.apotex.ca/products>), or by calling 1-800-667-4708.

This leaflet was prepared by Apotex Inc., Toronto, Ontario, M9L 1T9

Last Revised: July 22, 2025