

PRODUCT MONOGRAPH

Pr**PRO-MOMETASONE**

Mometasone Furoate Aqueous Nasal Spray

50 mcg/metered spray

Manufacturer standard

Corticosteroid

PRO DOC LTEE.
2925, Boul. Industriel
Laval, Quebec
H7L 3W9, Canada

Date of Preparation:
MAR 10, 2026

Submission Control No.: 304818

Table of Contents

PART I: HEALTH PROFESSIONAL INFORMATION 3

SUMMARY PRODUCT INFORMATION 3

INDICATIONS 3

CONTRAINDICATIONS 3

WARNINGS AND PRECAUTIONS 3

ADVERSE REACTIONS 6

DRUG INTERACTIONS 8

DOSAGE AND ADMINISTRATION 8

OVERDOSAGE 10

ACTION AND CLINICAL PHARMACOLOGY 10

STORAGE AND STABILITY 11

DOSAGE FORMS, COMPOSITION AND PACKAGING 11

PART II: SCIENTIFIC INFORMATION 12

PHARMACEUTICAL INFORMATION 12

CLINICAL TRIALS 12

DETAILED PHARMACOLOGY 20

TOXICOLOGY 21

REFERENCES 24

PART III: CONSUMER INFORMATION 25

Pr**PRO-MOMETASONE**

Mometasone Furoate Aqueous Nasal Spray

PART I: HEALTH PROFESSIONAL INFORMATION

SUMMARY PRODUCT INFORMATION

Route of Administration	Dosage Form / Strength	Nonmedicinal Ingredients
Nasal	suspension / 50 mcg per metered spray	benzalkonium chloride, citric acid, glycerin, microcrystalline cellulose and carboxymethylcellulose sodium, polysorbate 80, water for injection and sodium citrate dihydrate

INDICATIONS

PRO-MOMETASONE (mometasone furoate aqueous nasal spray) is indicated for:

- use in children between the ages of 3 and 11 years to treat the symptoms of seasonal or perennial allergic rhinitis.
- use in adults and children 12 years of age and older as adjunctive treatment to antibiotics in acute episodes of rhinosinusitis, where signs or symptoms of bacterial infection are present.
- use in adults and children 12 years of age and older in the treatment of symptoms associated with mild to moderate uncomplicated acute rhinosinusitis where signs or symptoms of bacterial infection are not present.
- the treatment of nasal polyps in adult patients 18 years of age or older.

CONTRAINDICATIONS

Patients who are hypersensitive to this drug or to any ingredient in the formulation or component of the container. For a complete listing, see the DOSAGE FORMS, COMPOSITION AND PACKAGING section of the product monograph.

PRO-MOMETASONE should be used with caution, if at all, in patients with active or quiescent tuberculous infections of the respiratory tract, or in untreated fungal, bacterial, systemic viral infections or ocular herpes simplex.

WARNINGS AND PRECAUTIONS

General

During transfer from systemic corticosteroid to mometasone furoate aqueous nasal spray, some patients may experience symptoms of withdrawal from systemically active corticosteroids (e.g., joint and/or muscular pain, lassitude, and depression initially) despite relief from nasal symptoms

and will require encouragement to continue mometasone furoate aqueous nasal spray therapy. Such transfer may also unmask pre-existing allergic conditions such as allergic conjunctivitis and eczema, previously suppressed by systemic corticosteroid therapy.

Acute Rhinosinusitis

Patients should not use PRO-MOMETASONE without an antibiotic if bacterial infection of the sinuses is present or suspected.

PRO-MOMETASONE is not indicated to treat the symptoms of the common cold. To distinguish mild to moderate acute rhinosinusitis from the common cold, patients should have symptoms of acute rhinosinusitis persisting or increasing for at least seven days before starting PRO-MOMETASONE treatment.

If signs or symptoms of severe bacterial infection are observed during treatment (such as fever, persistent severe unilateral facial/tooth pain, orbital or peri-orbital facial swelling, or worsening of symptoms after an initial improvement), the patient should be advised to consult their physician immediately at which time the physician may advise the patient to stop using PRO-MOMETASONE.

Safety and efficacy of mometasone furoate aqueous nasal spray in the treatment of symptoms associated with mild to moderate uncomplicated acute rhinosinusitis beyond 15 days has not been evaluated.

Ear/Nose/Throat

PRO-MOMETASONE should not be used in the presence of untreated localized infection involving the nasal mucosa.

Because of the inhibitory effect of corticosteroids on wound healing, patients who have experienced recent nasal surgery or trauma should not use a nasal corticosteroid until healing has occurred.

Following 12 months of treatment with mometasone furoate aqueous nasal spray, there was no evidence of atrophy of the nasal mucosa; also, mometasone furoate tended to reverse the nasal mucosa closer to a normal histologic phenotype. As with any long-term treatment, patients using PRO-MOMETASONE over several months or longer should be examined periodically for possible changes in the nasal mucosa. If localized fungal infection of the nose or pharynx develops, discontinuance of PRO-MOMETASONE therapy or appropriate treatment may be required. Persistence of nasopharyngeal irritation may be an indication for discontinuing PRO-MOMETASONE.

Following the use of intranasal aerosolized corticosteroids, instances of nasal septum perforation have been reported very rarely.

Endocrine and Metabolism

There is no evidence of hypothalamic-pituitary-adrenal (HPA) axis suppression following prolonged (12 months) treatment with mometasone furoate aqueous nasal spray. However, patients

who are transferred from long-term administration of systemically active corticosteroids to mometasone furoate aqueous nasal spray require careful attention. Systemic corticosteroid withdrawal in such patients may result in adrenal insufficiency for a number of months until recovery of HPA axis function. If these patients exhibit signs and symptoms of adrenal insufficiency, systemic corticosteroid administration should be resumed and other modes of therapy and appropriate measures instituted.

Immune

Patients receiving corticosteroids who are potentially immunosuppressed should be warned of the risk of exposure to certain infections (e.g., chickenpox, measles) and of the importance of obtaining medical advice if such exposure occurs.

Ophthalmologic

Following the use of intranasal aerosolized corticosteroids, instances of increased intraocular pressure have been reported very rarely.

Visual disturbance may be reported with systemic and topical (including, intranasal, inhaled and intraocular) corticosteroid use. If a patient presents with symptoms such as blurred vision or other visual disturbances, the patient should be considered for referral to an ophthalmologist for evaluation of possible causes of visual disturbances; this may include cataract, glaucoma or rare diseases such as central serous chorioretinopathy (CSCR) which have been reported after use of systemic and topical corticosteroids.

Special Populations

Pregnancy and Nursing Mothers

There are no adequate or well-controlled studies in pregnant or nursing women.

As with other nasal corticosteroid preparations, PRO-MOMETASONE should be used in pregnant women, nursing mothers or women of childbearing age only if the potential benefit justifies the potential risk to the mother, fetus, or infant. Infants born of mothers who received corticosteroids during pregnancy should be observed carefully for hypoadrenalism.

Pediatrics

Mometasone furoate aqueous nasal spray permitted normal growth in a placebo-controlled clinical trial in which pediatric patients were administered mometasone furoate aqueous nasal spray 100 mcg daily for one year.

Safety and efficacy of mometasone furoate aqueous nasal spray as adjunctive treatment to antibiotics in acute episodes of rhinosinusitis in children less than 12 years of age have not been studied.

Safety and efficacy of mometasone furoate aqueous nasal spray for the treatment of symptoms associated with mild to moderate uncomplicated acute rhinosinusitis in children less than 12 years of age have not been studied.

Safety and efficacy of mometasone furoate aqueous nasal spray for the treatment of nasal polyps in children and adolescents less than 18 years of age have not been studied.

ADVERSE REACTIONS

Rarely, immediate hypersensitivity reactions (e.g., bronchospasm, dyspnea) may occur after intranasal administration of mometasone furoate. Very rarely, anaphylaxis and angioedema have been reported.

Disturbances of taste and smell have been reported very rarely.

Clinical Trial Adverse Drug Reactions

Because clinical trials are conducted under very specific conditions the adverse reaction rates observed in the clinical trials may not reflect the rates observed in practice and should not be compared to the rates in the clinical trials of another drug. Adverse drug reaction information from clinical trials is useful for identifying drug-related adverse events and for approximating rates.

Allergic Rhinitis

Adults and adolescents ≥12 years of age: Table 1 demonstrates the incidence of treatment related adverse reactions associated with mometasone furoate aqueous nasal spray based upon the pooled data from clinical trials.

Table 1 Treatment related adverse reactions occurring at an incidence of ≥1% and more commonly than placebo

Adverse Reactions	Mometasone Furoate Aqueous Nasal Spray* n=3210 n (%)	Placebo n=1671 n (%)
Headache	265 (8)	101 (6)
Epistaxis	267 (8)	89 (5)
Pharyngitis	124 (4)	58 (3)

* 50 mcg to 800 mcg of mometasone furoate daily

Treatment-related local adverse events reported in clinical studies, headache, epistaxis (e.g., frank bleeding, blood-tinged mucus, and blood flecks), pharyngitis, and nasal ulceration are typically observed with use of a corticosteroid nasal spray. In addition, the following adverse events occurred at a frequency equal to or less than placebo, nasal burning (2% vs. 3%) and nasal irritation (2% vs. 2%), respectively.

Epistaxis was generally self-limiting and mild in severity, and occurred at a higher incidence compared to placebo (5%), but at a comparable or lower incidence compared to the active control nasal corticosteroids studied (up to 15%). The incidence of all other effects was comparable with that of placebo.

Pediatric patients 3 to 11 years of age: In the pediatric population, the incidence of adverse effects, e.g., headache (3%), epistaxis (6%), nasal irritation (2%), and sneezing (2%) was comparable to placebo.

Acute Rhinosinusitis as Adjunctive Treatment to Antibiotics

In adults and adolescent patients receiving mometasone furoate aqueous nasal spray as adjunctive treatment for acute episodes of rhinosinusitis, treatment-related adverse events, which occurred at an incidence comparable to placebo, included headache (2%), pharyngitis (1%), nasal burning (1%), and nasal irritation (1%). Epistaxis was mild in severity and also occurred at an incidence comparable to placebo (5% vs. 4%, respectively).

Mild to Moderate Uncomplicated Acute Rhinosinusitis

In patients treated for mild to moderate acute rhinosinusitis, the overall incidence of adverse events was comparable to placebo and similar to that observed for patients with allergic rhinitis.

Nasal Polyps

In patients treated for nasal polyps, the overall incidence of adverse events was comparable to placebo and similar to that observed for patients with allergic rhinitis.

Less Common Clinical Trial Adverse Drug Reactions (<1%)

The following additional treatment related adverse reactions occurred in clinical trials in patients using mometasone furoate aqueous nasal spray with an incidence of <1% and occurred at a greater incidence than placebo*:

Blood and lymphatic system disorders: lymphadenopathy

Cardiac disorders: palpitation, tachycardia

Eye disorders: lacrimation, conjunctivitis, dry eyes, abnormal vision

Ear and labyrinth disorders: earache, tinnitus

Gastrointestinal disorders: abdominal pain, constipation, diarrhea, gastritis, nausea, tongue disorder, tooth disorder

General disorders and administration site conditions: dry mouth, allergy aggravated, chest pain, edema, face edema, fever, influenza like symptoms, thirst, taste perversion

Infections and infestations: cold sore non herpetic, infection, bacterial infection

Investigations: hepatic enzymes increased

Musculoskeletal and connective tissue disorders: arthralgia, myalgia

Nervous system disorders: tremor, vertigo, migraine

Psychiatric disorders: depression, paranoia, somnolence

Respiratory, thoracic and mediastinal disorders: dysphonia, bronchitis, dyspnea, laryngitis, nasal septum ulceration, sinusitis, wheezing

Skin and subcutaneous tissue disorders: acne, dermatitis, erythematous rash

Vascular disorders: hypertension

*Events reported by more than 1 patient

Post-Market Adverse Drug Reactions

The following adverse reactions have been identified during the post-marketing period for

mometasone furoate aqueous nasal spray: anaphylaxis and angioedema, disturbances in smell and nasal septal perforation, vision blurred. Because these reactions are reported voluntarily from a population of uncertain size, it is not always possible to reliably estimate their frequency or establish a causal relationship to drug exposure.

DRUG INTERACTIONS

Drug-Drug Interactions

Mometasone furoate aqueous nasal spray has been administered concomitantly with loratadine with no apparent effect on plasma concentrations of loratadine or its major metabolite. In these studies, mometasone furoate plasma concentrations were not detectable using an assay with a LLOQ of 50 pg/mL. The combination therapy was well tolerated.

Inhibitors of Cytochrome P450 3A4: Studies have shown that mometasone furoate is primarily and extensively metabolized in the liver of all species investigated and undergoes extensive metabolism to multiple metabolites. Mometasone furoate is metabolized by CYP3A4. After oral administration of ketoconazole, a strong inhibitor of CYP3A4, the mean plasma concentration of orally inhaled mometasone furoate increased, and plasma cortisol levels appeared to decrease.

Co-treatment with CYP3A inhibitors (e.g., ketoconazole, itraconazole, clarithromycin, atazanavir, indinavir, nelfinavir, saquinavir, ritonavir, cobicistat-containing products), is expected to increase the risk of systemic side-effects. The combination should be avoided unless the benefit outweighs the increased risk of systemic corticosteroid side-effects, in which case patients should be monitored for systemic corticosteroid side-effects.

DOSAGE AND ADMINISTRATION

Dosing Considerations

The therapeutic effects of corticosteroids, unlike those of decongestants, are not immediate. Since the effect of PRO-MOMETASONE depends on its regular use, patients should be instructed to take the nasal inhalation at regular intervals and not, as with other nasal sprays, as they feel necessary.

In the presence of excessive nasal mucous secretion or edema of the nasal mucosa, the drug may fail to reach the site of action. In such cases, it is advisable to use a nasal vasoconstrictor for 2 to 3 days prior to starting treatment with PRO-MOMETASONE.

Recommended Dose and Dosage Adjustment

Treatment of seasonal or perennial allergic rhinitis:

Children between the ages of 3 and 11 years: The usual recommended dose is one spray (50 mcg/spray) in each nostril once daily (total daily dose of 100 mcg).

Administration to young children should be aided by an adult.

Clinically significant onset of action occurs as early as 12 hours after the first dose.

Adjunctive treatment to antibiotics in acute episodes of rhinosinusitis:

PRO-MOMETASONE should not be used in the presence of untreated localized infection involving the nasal mucosa.

Adults (including geriatric patients) and children 12 years of age and older: The usual recommended dose is two sprays (50 mcg/spray) in each nostril twice daily (total daily dose of 400 mcg).

If symptoms are inadequately controlled, the dose may be increased to four sprays (50 mcg/spray) in each nostril twice daily (total daily dose of 800 mcg).

Treatment of mild to moderate uncomplicated acute rhinosinusitis

Patients should not use PRO-MOMETASONE without an antibiotic if bacterial infection of the sinuses is present or suspected.

Adults (including geriatric patients) and children 12 years of age and older: The usual recommended dose is two sprays (50 mcg/spray) in each nostril twice daily (total daily dose of 400 mcg).

If signs or symptoms of severe bacterial infection are observed during treatment (such as fever, persistent severe unilateral facial/tooth pain, orbital or peri-orbital facial swelling, or worsening of symptoms after an initial improvement), the patient should be advised to consult their physician immediately, at which time the physician may advise the patient to stop using PRO-MOMETASONE.

Safety and efficacy of mometasone furoate aqueous nasal spray in the treatment of symptoms associated with mild to moderate uncomplicated acute rhinosinusitis beyond 15 days have not been evaluated.

Treatment of Nasal Polyps

Adults (including geriatric patients) and adolescents 18 years of age and older: The usual recommended dose is two sprays (50 mcg/spray) in each nostril twice daily (total daily dose of 400 mcg).

Once the symptoms are controlled, dose reduction to two sprays (50 mcg/spray) in each nostril once daily (total daily dose 200 mcg) may be effective for continued treatment.

Efficacy and safety studies of mometasone furoate aqueous nasal spray for the treatment of nasal polyps were four months in duration.

Administration

Each actuation delivers approximately 100 mg of mometasone furoate suspension, containing 50 mcg mometasone furoate. Prior to administration, PRO-MOMETASONE pump should be primed by actuating the pump 10 times (until a uniform spray is observed). If the spray pump has

not been used for 14 days or longer, it should be reprimed with 2 actuations, until a uniform spray is observed, before next use.

SHAKE CONTAINER WELL BEFORE EACH USE.

Patients should be instructed on the correct method of use, which is to blow the nose, then insert the nozzle carefully into the nostril, compress the opposite nostril and actuate the spray while inspiring through the nose, with the mouth closed.

OVERDOSAGE

Because the systemic bioavailability is <1% (using a sensitive assay with a lower quantitation limit of 0.25 pg/mL) after administration of mometasone furoate via mometasone furoate aqueous nasal spray, overdose is unlikely to require any therapy other than observation, followed by initiation of the appropriate prescribed dosage.

For management of suspected drug overdose, contact your regional poison control centre.

ACTION AND CLINICAL PHARMACOLOGY

Mechanism of Action

Mometasone furoate is a topical glucocorticosteroid with local anti-inflammatory properties at doses that are minimally systemically active.

Pharmacodynamics

In two clinical studies utilizing nasal antigen challenge, mometasone furoate aqueous nasal spray has shown anti-inflammatory activity in both the early- and late-phase allergic responses. This has been demonstrated by decreases (vs. placebo) in histamine and eosinophil activity and reductions (vs. baseline) in eosinophils, neutrophils, and epithelial cell adhesion proteins. The clinical significance of these findings is not known.

Two Phase I studies conducted to assess the systemic exposure and tolerability of mometasone furoate aqueous nasal spray in children aged 3 to 12 years showed no clinically relevant systemic exposure to mometasone furoate aqueous nasal spray and indicated that mometasone furoate aqueous nasal spray was well tolerated. A third Phase I study in children aged 6 to 12 years showed normal short-term lower leg growth velocity.

The results of Phase II and Phase III studies indicated no evidence of HPA- (hypothalamic-pituitary-adrenal) axis suppression following treatment with mometasone furoate aqueous nasal spray and demonstrated that mometasone furoate aqueous nasal spray can alleviate the allergic symptoms in pediatric patients aged 3 to 12 years with seasonal and perennial allergic rhinitis.

Pharmacokinetics

Absorption:

Mometasone furoate, administered as a nasal spray, has a systemic bioavailability of <1% in plasma, using a sensitive assay with a lower quantitation limit (LLOQ) of 0.25 pg/mL.

Mometasone furoate suspension is very poorly absorbed from the gastrointestinal tract, and the small amount that may be swallowed and absorbed undergoes extensive first-pass metabolism prior to excretion in urine and bile.

Distribution:

The *in vitro* protein binding for mometasone furoate was reported to be 98% to 99% in concentration range of 5 to 500 ng/mL.

Metabolism:

Studies have shown that any portion of a mometasone furoate dose which is swallowed and absorbed undergoes extensive metabolism to multiple metabolites. There are no major metabolites detectable in plasma. Upon *in vitro* incubation, one of the minor metabolites formed is 6 β -hydroxymometasonefuroate. In human liver microsomes, the formation of the metabolite is regulated by cytochrome P-450 3A4 (CYP3A4).

Elimination:

Following intravenous administration, the effective plasma elimination half-life of mometasone furoate is 5.8 hours. Any absorbed drug is excreted as metabolites mostly via the bile, and to a limited extent, into the urine.

STORAGE AND STABILITY

PRO-MOMETASONE should be stored between 2°C and 25°C and protected from light. Do not freeze.

DOSAGE FORMS, COMPOSITION AND PACKAGING

Dosage Forms

PRO-MOMETASONE is formulated as an aqueous nasal suspension for nasal administration via a metered-dose manual pump spray delivering 140 doses of 50 mcg mometasone furoate.

Composition

Each actuation delivers approximately 100 mg of mometasone furoate suspension, containing 50 mcg of mometasone furoate.

The nonmedicinal ingredients include benzalkonium chloride, citric acid, glycerin, microcrystalline cellulose and carboxymethylcellulose sodium, polysorbate 80, water for injection and sodium citrate dihydrate.

Packaging

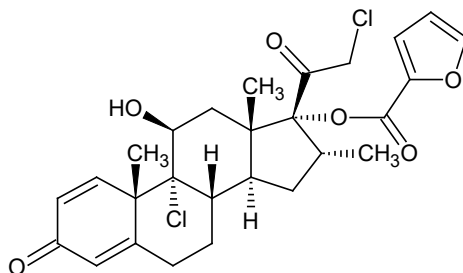
PRO-MOMETASONE is supplied in a single pack (1 bottle).

PART II: SCIENTIFIC INFORMATION

PHARMACEUTICAL INFORMATION

Drug Substance

- Proper Name: Mometasone furoate
- Chemical Name:
- 1) Pregna-1,4-diene-3,20-dione, 9,21-dichloro-17-[(2-furanylcarbonyl)oxy]-11-hydroxy-16-methyl-, (11 β , 16 α)-
 - 2) 9,21-Dichloro-11 β , 17-dihydroxy-16 α -methylpregna-1,4-diene-3,20 -dione 17-(2-furoate)
 - 3) 9,21-Dichloro-11 β -hydroxy-16 α -methyl-3,20-dioxopregna-1,4-dien-17-yl furan-2-carboxylate
- Molecular formula: C₂₇H₃₀Cl₂O₆
- Molecular weight: 521.43 g/mol
- Structural Formula:



Physicochemical properties:

- Description: White to off-white powder
- Solubility: Practically insoluble in water, slightly soluble in methanol, ethanol (96%) and isopropanol, soluble in acetone, chloroform and methylene chloride, freely soluble in tetrahydrofuran.

CLINICAL TRIALS

Comparative Bioavailability Studies

A clinical efficacy study was conducted between August and November 2005 to demonstrate bioequivalence. The study consisted of a double blind, multi-center, placebo controlled, parallel

group, randomized clinical study. Of the 559 subjects (male and female) who completed the placebo run-in period (Period 1) and were randomized to one of the three treatments (Period 2), 506 subjects met the criteria for clinical equivalency analysis and 555 subjects were eligible for the clinical efficacy analysis. Drug concentration/time profiles and pharmacokinetic parameters were not determined in this study.

The primary efficacy and equivalence measures were based on the average morning and evening Reflective TNSS of rhinorrhea, nasal congestion, nasal itchiness and sneezing. The endpoint was the change in Reflective TNSS from baseline to the average of the data from the 14 days of treatment.

The secondary efficacy and equivalence measures were based on the average morning and evening Instantaneous TNSS of rhinorrhea, nasal congestion, nasal itchiness and sneezing. The endpoint was the change in Instantaneous TNSS from baseline to the average of the data from the 14 days of treatment. The following tables summarize the results of the clinical study:

Measures	Statistics ¹	Mometasone Furoate (50 mcg/spray; 2 sprays per nostril daily)			Equivalence Assessment ²	
		Test [#]	Reference [†]	Placebo	Ratio (Test/Ref) of Mean (%)	90% Confidence Interval
	N	(N=222)	(N=221)	(N=112)		
rTNSS	Mean ± SD	-2.3* ± 2.2	-2.3*± 2.4	-1.6 ± 2.4	101	89 - 105
iTNSS	Mean ± SD	-2.1*± 2.1	-2.0*± 2.3	-1.6 ± 2.4	104	87 - 121

[#] PRO-MOMETASONE (mometasone furoate) 50 mcg/metered dose aqueous nasal spray (Pro Doc Ltée.)
[†]NASONEX[®] Nasal Spray (mometasone furoate), 50 mcg (Schering Corporation) was purchased in the USA.
¹Based on the Intent-To-Treat population
²Based on the log-transformed data of the Per-Protocol population
*Significantly different from placebo (p<0.001)

A randomized, single dose, 2-way crossover comparative bioavailability study, conducted under fasting conditions, was performed on healthy male and female volunteers. The rate and extent of absorption of mometasone furoate was measured and compared following a 200 mcg dose (total of 4 sprays of 50 mcg, administered as 2 sprays into each nostril) of PRO-MOMETASONE (mometasone furoate) 50 mcg/metered dose aqueous nasal spray (Pro Doc Ltée.) and NASONEX[®] Nasal Spray (mometasone furoate), 50 mcg (Schering corporation) in 94 volunteers. The results from measured data for 90 volunteers are summarized in the following table:

Summary Table of the Comparative Bioavailability Data				
Mometasone Furoate				
200 mcg (total of 4 sprays of 50 mcg, administered as 2 sprays into each nostril)				
From Measured Data/Fasting/Conditions				
Geometric Mean [#]				
Arithmetic Mean (CV%)				
Parameter	Test [#]	Reference [†]	Ratio of Geometric Means (%)	90% Confidence Interval (%)
AUC _t (pg•h/mL)	32.14	34.66	92.7	85.4 – 100.6
	37.31 (67)	40.86 (63)		
AUC _{inf} (pg•h/mL)	50.66	52.77	96.0	84.8 – 108.6
	59.86 (66)	69.98 (61)		
C _{max} (pg/mL)	6.76	6.58	102.7	95.8 – 110.2
	7.54 (57)	7.57 (64)		
T _{max} [§] (h)	1.41 (39)	1.54 (48)		
T _{half} [§] (h)	9.44 (72)	9.63 (56)		
[#] PRO-MOMETASONE (mometasone furoate) 50 mcg/metered dose aqueous nasal spray (Pro Doc Ltée)				
[†] NASONEX [®] Nasal Spray (mometasone furoate), 50 mcg (Schering Corporation) was purchased in the USA				
[§] Expressed as arithmetic means (CV%) only.				

Treatment of allergic rhinitis

Seasonal allergic rhinitis in adolescents and adults

The safety and efficacy of mometasone furoate aqueous nasal spray in the treatment of patients with seasonal allergic rhinitis (aged 12 years and over) was investigated in six clinical trials. Altogether, these trials enrolled a total of 2544 patients of whom 718 were randomized to treatment with mometasone furoate aqueous nasal spray 200 mcg once daily.

The results of three phase III clinical trials (14- or 28-day studies) with a total of 788 patients who received mometasone furoate aqueous nasal spray or placebo and evaluated for efficacy are presented in Table 2. The primary efficacy endpoint was the change from baseline in Physician-Evaluated Total Nasal Symptom Score (TNSS) after one week of therapy in Study I92-200. In studies C93-013 and I94-001, the primary efficacy endpoint was the change from baseline in Patient-Evaluated Total Nasal Symptom Score over Days 1 to 15.

Table 2 Effect of mometasone furoate aqueous nasal spray in Phase III, Randomized, Placebo-Controlled Trials in patients with SAR

	MFNS 100 mcg OD		MFNS 200 mcg OD		Placebo	
	N	Mean	N	Mean	N	Mean
Study I92-200						
TNSS ¹ – Baseline	122	8.1	122	8.1	110	8.0
TNSS ¹ – Change from Baseline to Day 8 (%) ³	120	-4.3* (-53%)	120	-4.7* (-59%)	106	-2.6 (-34%)
Study C93-013						
TNSS ² – Baseline			111	7.6	116	7.6
TNSS ² – Change from Baseline over Days 1–15 (%) ³			111	-2.3* (-25%)	116	-1.5 (-17%)
Study I94-001						
TNSS ² – Baseline			104	7.4	103	7.3
TNSS ² – Change from Baseline over Days 1–15 (%) ³			104	-2.8* (-35%)	103	-0.9 (-10%)

MFNS: Mometasone furoate aqueous nasal spray

* P < 0.01 vs. placebo.

¹ Physician-Evaluated Total Nasal Symptom Score (TNSS). Total of individual nasal symptoms combined (rhinorrhea, nasal stuffiness/congestion, nasal itching and sneezing). Symptoms were scored according to the following rating system; 0 = none, 1 = mild, 2 = moderate, 3 = severe.

² Patient-Evaluated Total Nasal Symptom Score (TNSS). Total of individual nasal symptoms combined (rhinorrhea, nasal stuffiness/congestion, nasal itching and sneezing). Symptoms were scored according to the following rating system; 0 = none, 1 = mild, 2 = moderate, 3 = severe.

³ Percent change is the difference between post treatment mean score and baseline mean score divided by Baseline mean score, multiplied by 100.

Perennial allergic rhinitis in adolescents and adults

The safety and efficacy of mometasone furoate aqueous nasal spray in the treatment of patients (aged 12 and over) with perennial allergic rhinitis (PAR) was investigated in three phase III clinical trials of 12-week duration in 875 patients who received mometasone furoate aqueous nasal spray or placebo and evaluated for efficacy.

The primary efficacy endpoint was the change from baseline in Patient-Evaluated Total Nasal Symptom Score (TNSS) from Days 1 to 15. Results of these studies are presented in Table 3.

Table 3 Patient-Evaluated Total Nasal Symptom Score¹ (TNSS) Results of Trials in Patients with PAR

Primary Endpoint(s)	MFNS 200 mcg OD		Placebo	
	N	Mean	N	Mean
Study C92-280				
Baseline	160	6.6	160	6.9
Change from baseline over Days 1–15 (%) ²	160	-1.5* (-21%)	158	-1.0 (-13%)
Study I92-293				
Baseline	129	6.3	124	6.2
Change from baseline over Days 1–15 (%) ²	127	-1.7* (-25%)	121	-1.2 (-15%)
Study I94-079				
Baseline	154	6.1	148	6.0
Change from baseline over Days 1–15 (%) ²	154	-2.2** (-37%)	148	-1.3 (-22%)

MFNS: Mometasone furoate aqueous nasal spray

* P = 0.01 vs. placebo; ** P < 0.01 vs. placebo.

¹ Total of individual nasal symptoms combined (rhinorrhea, nasal stuffiness, nasal itching and sneezing). Symptoms were scored according to the following rating system; 0 = none, 1 = mild, 2 = moderate, 3 = severe.

² Percent change is the difference between post treatment mean score and baseline mean score divided by Baseline mean score, multiplied by 100.

Seasonal and Perennial allergic rhinitis in pediatric patients

The safety and efficacy of mometasone furoate aqueous nasal spray in the treatment of pediatric patients with SAR and PAR was investigated in two clinical trials in 645 pediatric patients ranging from age 3 to 11 who received mometasone furoate aqueous nasal spray or placebo and evaluated for efficacy. Patients were treated for 4 weeks in both the SAR study and PAR study. In the SAR study, the primary efficacy endpoint was the mean change from baseline in the physician-evaluated Total Nasal Symptom Score (TNSS) at Day 8. In the PAR study, the primary efficacy endpoint was the mean change from baseline in physician-evaluated TNSS at Day 15. Results from these studies are shown in Table 4.

Table 4 Physician-Evaluated Total Nasal Symptom Score¹ (TNSS) Results of Trials in Pediatric Patients with Allergic Rhinitis

Primary Endpoint(s)	MFNS 100 mcg OD		Placebo	
	N	Mean	N	Mean
Study C95-161 SAR				
Baseline	135	8.1	134	8.0

Primary Endpoint(s)	MFNS 100 mcg OD		Placebo	
	N	Mean	N	Mean
Change from Baseline to Day 8 (%) ²	134	-2.8* (-34%)	130	-1.9 (-24%)
Study I96-090 PAR				
Baseline	186	6.8	190	6.8
Change from Baseline to Day 15 (%) ²	185	-2.8** (-39%)	188	-2.2 (-32%)

MFNS: Mometasone furoate aqueous nasal spray

* P = 0.01 vs. placebo; ** P = 0.02 vs. placebo.

¹ Total of individual nasal symptoms combined (rhinorrhea, stuffiness, nasal itching and sneezing). Symptoms were scored according to the following rating system; 0 = none, 1 = mild, 2 = moderate, 3 = severe.

² Percent change is the difference between post treatment mean score and baseline mean score divided by Baseline mean score, multiplied by 100.

Treatment of mild to moderate uncomplicated acute rhinosinusitis

In two clinical trials with 1954 patients 12 years of age and older with mild to moderate uncomplicated acute rhinosinusitis, mometasone furoate aqueous nasal spray 200 mcg twice daily was effective in significantly improving symptoms of acute rhinosinusitis compared to placebo as evaluated by the Major Symptom Score (MSS) composite of symptoms (facial pain/pressure/tenderness, sinus headache, rhinorrhea, post nasal drip, and nasal congestion/stuffiness) during the 15 day treatment period (P02683: p < 0.001; P02692: p = 0.038). A 500 mg three times a day amoxicillin arm was not significantly different from placebo in reducing symptoms of mild to moderate uncomplicated acute rhinosinusitis as evaluated by the MSS (see Table 5). Fewer subjects treated with mometasone furoate aqueous nasal spray 200 mcg twice daily were considered by the treating physician to be treatment failures than those treated with placebo.

Table 5 Summary Results for the Major-Symptom Score

	MFNS 200 mcg OD (A)		MFNS 200 mcg BID (B)		Amoxicillin 500 mg TID (C)		Placebo (D)	
	N	LS Mean ^a	N	LS Mean ^a	N	LS Mean ^a	N	LS Mean ^a
P02683								
Baseline ^b	243	8.17	234	8.28	251	8.53	252	8.36
Actual Score Days 2-15 (primary assessment)	240	4.16*	234	3.80* [^]	249	4.40	247	4.61
% Change from Baseline Days 2 to 15	240	-4.01 (-49.8%)	233	-4.51* [†] (-55.6%)	249	-4.13 (-49.3%)	247	-3.75 (-45.6%)
P02692								

	MFNS 200 mcg OD (A)		MFNS 200 mcg BID (B)		Amoxicillin 500 mg TID (C)		Placebo (D)	
	N	LS Mean ^a	N	LS Mean ^a	N	LS Mean ^a	N	LS Mean ^a
Baseline ^b	229	7.69	236	7.70	233	7.55	242	7.72
Actual Score Days 1-15 ^c	229	3.99	236	3.95*	233	4.17	242	4.36
% Change from Baseline Days 1 to 15 ^c (primary assessment)	229	-3.70 (-46.7%)	236	-3.76* [^] (-48.4%)	233	-3.38 (-42.5%)	242	-3.36 (-41.5%)
Pairwise Comparisons MSS changes from baseline and 95% Confidence Interval								
	A - B	A - C	A - D	B - C	B - D	C - D		
P02683								
Change from Baseline Days 2 to 15	0.50 (0.10, 0.90)	-0.12 (-0.28, 0.51)	-0.26 (-0.66, 0.13)	-0.38 (-0.78, 0.01)	-0.76 (-1.16, -0.36)	-0.38 (-0.76, 0.01)		
P02692								
Change from Baseline Days 1 to 15 ^c (primary assessment)	0.06 (-0.32, 0.44)	-0.32 (-0.70, 0.064)	-0.34 (-0.72, 0.04)	-0.38 (-0.76, -0.00)	-0.40 (-0.78, -0.02)	-0.02 (-0.40, 0.36)		

MFNS: Mometasone furoate aqueous nasal spray

*P < 0.05 vs. placebo; [^]P ≤ 0.05 vs. amoxicillin; †P < 0.05 vs. MFNS 200 mcg OD.

a: LS Means were obtained from the ANOVA model with effects for treatment, site, and duration of symptoms (7 to 14 days or 15 to 28 days).

b: In Study P02683, Baseline was an in-office evaluation performed jointly by the subject and physician.

In Study P02692, Baseline was the mean of three diary evaluations performed by the subject only.

c: Day 1 includes the PM assessment for subjects in P02692 only.

In addition, a 14-day post-treatment follow-up period was conducted among the four treatment groups. Study results indicated that the recurrence rate of rhinosinusitis was comparable between treatment groups.

Treatment of Nasal Polyps

In clinical trials with nasal polyposis, mometasone furoate aqueous nasal spray showed significant improvement when compared to placebo in the clinically relevant endpoints of congestion, and nasal polyp size (see Table 6).

Table 6 Effect of Mometasone Furoate Aqueous Nasal Spray in Two Randomized, Placebo-Controlled Trials in Patients with Nasal Polyps

	MFNS 200 mcg od	MFNS 200 mcg bid	placebo	P value for MFNS 200 mcg od vs. placebo	P value for MFNS 200 mcg bid vs. placebo
Study P01925	n = 115	n = 122	n = 117		
Baseline bilateral polyp grade ¹	4.21	4.27	4.25		
Mean change from baseline in bilateral polyp grade ³	-1.15	-0.96	-0.50	<0.001	0.01
Baseline nasal congestion ²	2.29	2.35	2.28		
Mean change from baseline in nasal congestion ⁴	-0.47	-0.61	-0.24	0.001	<0.001
Study P01926	n = 102	n = 102	n = 106		
Baseline bilateral polyp grade ¹	4.00	4.10	4.17		
Mean change from baseline in bilateral polyp grade ³	-0.78	-0.96	-0.62	0.33	0.04
Baseline nasal congestion ²	2.23	2.20	2.18		
Mean change from baseline in nasal congestion ⁴	-0.42	-0.66	-0.23	0.01	<0.001

MFNS: Mometasone furoate aqueous nasal spray

¹ Polyps in each nasal fossa were graded by the investigator based on endoscopic visualization, using a scale of 0-3 where 0 = no polyps; 1 = polyps in the middle meatus, not reaching below the inferior border of the middle turbinate; 2 = polyps reaching below the inferior border of the middle turbinate but not the inferior border of the inferior turbinate; 3 = polyps reaching to or below the border of the inferior turbinate, or polyps medial to the middle turbinate (score reflects sum of left and right nasal fossa grades).

² Nasal congestion/obstruction was scored daily by the patient using a 0-3 categorical scale where 0 = no symptoms; 1 = mild symptoms; 2 = moderate symptoms and 3 = severe symptoms.

³ To the last assessment during the entire four months of the treatment period.

⁴ Averaged over the first month of treatment.

DETAILED PHARMACOLOGY

Animal

Pharmacodynamics

In cell culture, mometasone furoate was shown to be at least ten times more potent than other steroids, including beclomethasone dipropionate (BDP), betamethasone, hydrocortisone and dexamethasone, at inhibiting the synthesis/release of IL-1, IL-6 and TNF α . Mometasone furoate (IC₅₀ = 0.12 nM) was also at least six times more potent than BDP and betamethasone at inhibiting IL-5 production.

In a preclinical model, the compound has been shown to reduce the accumulation of eosinophils markedly at the site of an allergic reaction. For example, in allergic mice with IgE-mediated allergy, inhaled mometasone furoate at doses as low as 13 mcg/kg inhibited eosinophil infiltration into bronchoalveolar lavage fluid and the lung bronchi and bronchioles. Additionally, mometasone furoate reduced the number of lymphocytes, and the levels of messenger RNA for the proallergic cytokines IL-4 and IL-5.

Mometasone furoate is devoid of androgenic, antiandrogenic, estrogenic or antiestrogenic activity but, like other glucocorticosteroids, it exhibits some antiuterotrophic activity and delays vaginal opening in animal models at high oral doses of 56 mg/kg/day and 280 mg/kg/day. In general pharmacodynamic activity studies, mometasone furoate did not show mineralocorticoid activity. MF did not exert prominent effects on the central or autonomic nervous system. No significant effect was seen on blood pressure, heart rate, or ECG recordings. Mometasone furoate did not alter secretion of gastric acid, pepsin or bile. Mometasone furoate increased urine volume and potassium secretion only at very high doses given subcutaneously. No effect was seen on basic respiratory function. These results suggest no particular adverse effect or class of effects associated with administration of mometasone furoate.

Pharmacokinetics

The intranasal administration of mometasone furoate suspension resulted in either very low / dose-proportional / gender independent or nonquantifiable plasma drug concentrations. Similar results were seen for total radioactivity upon intranasal dosing with radiolabeled drug.

By comparison with the AUC following IV dosing, the absolute bioavailability of MF following intranasal administration was less than 1% in rats and dogs, and following PO (suspension) administration was 1.4% in rats and 1.7% in mice. In dogs, plasma drug concentrations were generally not quantifiable following PO administration of the MF suspension. The pharmacokinetics of mometasone furoate in the mouse, rat and especially dog, were quite comparable to those obtained in humans.

Human

Pharmacology

Mometasone furoate significantly inhibits the release of leukotrienes from leukocytes of allergic patients. In addition, it is an inhibitor of the production of the Th₂ cytokines, IL-4 and IL-5, from

human CD4+ T-cells.

In two clinical studies using nasal antigen challenge, mometasone aqueous nasal spray has shown anti-inflammatory activity in both the early and late phase allergic responses. This has been demonstrated by decreases (versus placebo) in histamine and eosinophil activity and reductions (versus baseline) in eosinophils, neutrophils and epithelial cell adhesion proteins. The clinical significance of these findings is not known.

In patients with seasonal allergic rhinitis, mometasone furoate aqueous nasal spray demonstrated a clinically significant onset of action within 12 hours of the first dose.

In children, results from plasma samples assayed for mometasone furoate aqueous nasal spray from one clinical study (Phase III) and two multiple-dose Phase I studies confirmed the general absence of systemic plasma concentrations following intranasal administration of mometasone furoate aqueous nasal spray.

In patients with acute rhinosinusitis, where signs or symptoms of bacterial infection are present, mometasone furoate aqueous nasal spray, as adjunctive treatment to antibiotics, produced a significant decrease in total symptom scores, with regards to nasal symptoms (purulent rhinorrhea, postnasal drip and stuffiness/congestion) and non-nasal symptoms (sinus headache, facial pain/pressure/tenderness and cough).

In patients with mild-moderate uncomplicated acute rhinosinusitis, where signs or symptoms of bacterial infection are not present, clinical trials demonstrated efficacy of mometasone furoate aqueous nasal spray as an effective monotherapy. Furthermore, there was no evidence suggestive of increased rhinosinusitis recurrence or predisposition to bacterial infections after mometasone furoate aqueous nasal spray monotherapy cessation.

Pharmacokinetics

Mometasone furoate, administered as an aqueous nasal spray, has a systemic bioavailability of <1% in plasma, using a sensitive assay with a lower quantitation limit (LLOQ) of 0.25 pg/mL. Mometasone furoate suspension is very poorly absorbed from the gastrointestinal tract, and the small amount that may be absorbed undergoes extensive first-pass hepatic metabolism prior to excretion in urine and bile.

TOXICOLOGY

In a series of studies designed to maximize exposure to mometasone furoate, there was no unique or special finding regardless of route of administration or formulation. In single- and multiple-dose toxicology studies and in reproductive toxicity studies, all findings were typical glucocorticoid class effects and obeyed the well-established dose-response and dose-duration relationships for systemic pharmacologic effects of glucocorticoids. Difficult and prolonged parturition observed in Segment I and Segment III reproduction studies may be related to the progestational effect of mometasone furoate. Reductions in maternal weight gain, fetal weight, and offspring viability, and the occurrence of typical malformations and skeletal variations (reduced ossification) were glucocorticoid class effects.

Based on results of multiple mutagenicity studies and of two carcinogenicity studies, one each in mice and rats, mometasone furoate should not pose a genetic hazard or increase the risk of cancer to patients exposed in a clinical setting. In particular, there was no statistically significant dose-response relationship for any tumour type in either the mouse or rat carcinogenicity study. In the study with mice, an apparent increase in mesenchymal tumours of the bladder and seminal vesicles was considered to have no relevance to assessment of human risk because it is a species- and strain-specific finding without a human correlate. An apparent increase in incidence of pancreatic cell hyperplasia in mid- and high-dose groups (1.0 and 2.0 mcg/L, respectively), and islet cell neoplasia in the high-dose group of male rats was attributed to the well-established metabolic effects of prolonged administration of glucocorticoids (increased glucose and/or insulin resistance). Increases in the incidence of tumours of islet cells are induced by other steroids, and reflect a non-genotoxic mechanism in a species with unique endocrinologic sensitivity.

Acute Toxicity

Two acute inhalation toxicity studies were conducted in mice (i.e., 4-hr whole-body exposure to micronized, pure, mometasone furoate powder). In the first study, the mean estimated doses were 582 mg/kg (in mice) and 394 mg/kg (for rats), assuming 100% deposition. No clinical signs were observed in either species during the 36-day post-exposure observation period. However, lower body weights compared to pre-treatment values were observed in both species. In the second study, rats were exposed by whole body exposure to 0.68 mg/L micronized mometasone furoate powder for 4 hours, and then observed for 3 weeks. Weight loss occurred during the observation period; while rales, ano-genital staining, soft stools and emaciation were the principal clinical observations. At necropsy, several rats had discoloured lungs, small spleens and discoloured brown skin.

Multiple-Dose Toxicity

The intranasal irritation potential of mometasone furoate aqueous nasal suspensions were assessed in beagle dogs administered daily doses of up to 4.0 mg/dog for three days, one week or one month. The aqueous nasal suspensions did not induce irritation in the nasal mucosa, and no compound-related changes were observed after one month of administration.

Mometasone furoate aqueous nasal suspension was well tolerated in toxicity studies conducted in rats and dogs for 6 months. Rats received doses of up to 0.600 mg/kg (0.18 mg/day; 70 times the proposed human dose); dogs received doses of up to 0.15 mg/kg (2.0 mg/day; 35 times the proposed human dose). Rats treated with 0.6 mg/kg experienced hair loss on the back during the last 5 weeks, which correlated with hypotrichosis. The no-effect dose for pharmacologic effects in rats was 0.050 mg/kg based on low body weight gains at higher doses. Dogs treated with 0.15 mg/kg demonstrated eosinophil counts, which were lower than pre-test and concurrent controls after 4, 13 and 26 weeks. In addition, ACTH response in the 0.045 and 0.15 mg/kg dose groups was lower than control. These differences were dose-related and were attributed to mometasone furoate. No evidence of nasal irritation was present at any dose in either the rat or the dog study. No target organs of systemic toxicity were identified in either study.

Mometasone furoate aqueous nasal spray was well tolerated when administered intranasally to dogs for one year at doses of up to 2.0 mg/day. In the 2.0 mg/day dose group, an increased incidence of alopecia, minimal decreases in lymphocytes and eosinophils, decreases in basal and

post-ACTH cortisol response, lower adrenal gland weights, small or atrophied adrenal glands, epidermal atrophy, minimal splenic lymphoid atrophy, minimal focal epithelial attenuation in the nasal turbinates and retained luminal mucus were observed. Dogs treated with ≥ 0.2 mg/day demonstrated a dose-related increase in smaller or absent lymphoid aggregates. With the exception of minimally increased retained luminal mucus in the 2.0 mg/day dose group, there was no evidence of irritation or inflammation in the nasal turbinates of mometasone furoate-treated dogs. Thus, the changes in the lymphoid aggregates were considered a localized corticosteroid response associated with application and were not considered to be of toxicologic significance.

Mutagenicity

Mometasone furoate was nonmutagenic in the mouse lymphoma assay and the salmonella/mammalian microsome mutagenicity bioassay. Mometasone furoate was negative in the mouse bone marrow erythrocyte micronucleus assay, the rat bone marrow clastogenicity assay, the UDS assay in rat hepatocytes and the mouse mitotic male germ-cell clastogenicity assay, and the Chinese hamster lung cell chromosomal aberrations assay. At cytotoxic doses in Chinese hamster ovary cell cultures, mometasone furoate induced a dose-related increase in simple chromosome aberrations when continuously exposed (7.5 hours) in the nonactivation phase, but not in the presence of rat liver S9 fraction. This finding is not considered to be of significance in the risk assessment of mometasone furoate, since the S9 phase of the chromosomal-aberration assay and all *in vivo* assays were negative.

Carcinogenicity

The carcinogenicity potential of inhaled mometasone furoate (aerosol with CFC propellant and surfactant) at concentrations of 0.25 to 2.0 mcg/L was investigated in 24-month studies in mice and rats. Typical glucocorticoid-related effects, including several non-neoplastic lesions, were observed. No statistically significant dose-response relationship was detected for any of the tumour types. The apparent increase in mouse bladder/seminal vesicle mesenchymal tumours is considered to have no relevance in human carcinogenic risk assessment since it is a species- and strain-specific finding with no human correlate. The greater incidence of pancreatic islet cell hyperplasia in male rats who received 1.0 and 2.0 mcg/L is attributed to the well-established metabolic effects (increased glucose and/or insulin resistance) following prolonged administration of glucocorticoids. Increases in pancreatic islet cell tumours, which are induced by other steroids, reflects a non-genotoxic mechanism operative in an endocrinologically uniquely sensitive species.

Reproductive Toxicology

In subcutaneous Segment I and III studies, mometasone furoate was well tolerated at doses up to 7.5 mcg/kg (2.6 times the human dose by inhalation). At 15 mcg/kg, prolonged gestation and prolonged and difficult labour occurred with a reduction in offspring survival and body weight gain or body weight gain. There was no effect on fertility. Like other glucocorticoids, mometasone furoate is a teratogen in rodents and rabbits. Teratology studies were conducted in rats, mice and rabbits by the oral, topical (dermal), and/or subcutaneous routes. Umbilical hernia occurred in rats administered ≥ 600 mcg/kg dermally, cleft palate in mice administered 180 mcg/kg subcutaneously, and gallbladder agenesis, umbilical hernia, and flexed front paws in rabbits administered ≥ 150 mcg/kg dermally. In these teratogenicity studies, there were also reductions in maternal body weight gains, effects on fetal growth (lower fetal body weight and/or delayed

ossification) in rats, rabbits and mice, and reduced offspring survival in mice.

REFERENCES

1. Hebert JR, Nolop K, Lutsky BN. Once-daily mometasone furoate aqueous nasal spray (NASONEX[®]) in seasonal allergic rhinitis: an active- and placebo-controlled study. *Allergy* 1996;51:569-576.
2. Drouin M, Yang WH, Bertrand B et al. Once daily mometasone furoate aqueous nasal spray is as effective as twice daily beclomethasone dipropionate for treating perennial allergic rhinitis patients. *Ann Allergy Asthma Immunol* 1996;77:153-160.
3. Brannan MD, Herron JM, Affrime MB. Safety and tolerability of once daily mometasone furoate aqueous nasal spray in children. *Clin Ther* 1997;19:1330-1339.
4. Davies RJ, Nelson HS. Once-Daily mometasone furoate nasal spray: Efficacy and Safety of a New intranasal glucocorticoid for allergic rhinitis. *Clinical Therapeutic, Vol 19, No. 1, 1997*.
5. Mandl M., Nolop K, Lutsky BN. Comparison of once daily mometasone furoate (NASONEX[®]) and fluticasone propionate aqueous nasal sprays for the treatment of perennial rhinitis. *Annals of Allergy, asthma & Immunology, Oct 1997, pp. 370-378*.
6. Minshall E, Graffar O, Cameron L et al. Assessment by nasal biopsy of long-term use of mometasone furoate aqueous nasal spray (NASONEX[®]) in the treatment of perennial rhinitis. *Otolaryngology-head and neck surgery, Volume 118, Number 5, pp. 648-654*.
7. Stjärne P, Mösges, R, Jorissen M et al. A randomized controlled trial of mometasone furoate nasal spray for the treatment of nasal polyposis. *Otolaryngology-head and neck surgery, Volume 132, Feb 2006, pp. 179-185*.
8. Small BC, Hernandez J, Reyes A et al. Efficacy and safety of mometasone furoate nasal spray in nasal polyposis. *J Allergy Clin Immunol, Volume 116, Number 6, December 2005, pp. 1275-1281*.
9. Meltzer E, Bachert C et al. Treating Acute Rhinosinusitis: Comparing Efficacy and safety of mometasone furoate nasal spray, amoxicillin and placebo., *J Allergy Clin Immunol, Volume 116, Number 6, December 2005, pp. 1289-1295*.
10. P05002. SCH 32088: Evaluation of the Nasal and Sinus Deposition, Nasal Retention Pattern, and Systemic Exposure to Mometasone Furoate After Nasal Inhalation From a NASONEX[®] Nasal Spray and Alternative Formulations/Devices.
11. NASONEX[®] (mometasone furoate monohydrate aqueous nasal spray) 50 mcg/metered spray, Submission Control No.: 256864, Product Monograph, Organon Canada Inc., Date of Revision: March 21, 2022.

PART III: CONSUMER INFORMATION

PRO-MOMETASONE

Mometasone Furoate Aqueous Nasal Spray

This leaflet is part III of a three-part “Product Monograph” published when PRO-MOMETASONE was approved for sale in Canada and is designed specifically for consumers. This leaflet is a summary and will not tell you everything about PRO-MOMETASONE. Please read this leaflet carefully before you start taking PRO-MOMETASONE and contact your doctor or pharmacist if you have any questions about the medication.

ABOUT THIS MEDICATION

What the medication is used for:

PRO-MOMETASONE is a corticosteroid, which reduces inflammation. It was prescribed to you by your doctor to treat the symptoms of one of the following conditions:

In children between the ages of 3 and 11 years:
Seasonal allergic rhinitis: also called “hay fever” is caused by allergies to grass, pollen, ragweed, etc. Symptoms include stuffiness/congestion in the nose, runny nose, itching and sneezing.
Perennial allergic rhinitis: year round allergies caused by dust mites, animal dander and molds. Symptoms include stuffiness/congestion in the nose, runny nose, itching and sneezing.

In adults and children 12 years of age or older:
Adjunctive treatment to antibiotics in acute episodes of rhinosinusitis, where signs or symptoms of bacterial infection are present: acute rhinosinusitis is the inflammation of the nasal sinuses that may be complicated with a bacterial infection. PRO-MOMETASONE is used for the treatment of the inflammatory component and the antibiotic is used for the infection of the nasal sinuses. Symptoms include (but are not limited to) stuffiness/congestion in the nose, runny nose, feeling of something running down the back of the throat, fever, severe facial/tooth pain (especially on one side of the face), facial swelling or thick nasal discharge with a yellow or green colour.
Mild to moderate uncomplicated acute rhinosinusitis, where signs or symptoms of bacterial infection are not present: PRO-MOMETASONE is used for the treatment of symptoms related to the inflammation and blockage of the sinuses behind the nose. Symptoms include stuffiness/congestion in the nose, runny nose, feeling of something running down

the back of the throat, and facial pressure or pain. If symptoms get worse or you start to have fever, persistent severe facial/tooth pain (especially on one side of the face), facial swelling or thick nasal discharge with a yellow or green colour, consult your physician immediately.

In adults 18 years of age or older:

Nasal polyps: small growths on the lining of the nose that usually affect both nostrils. The main symptom is a blocked feeling in the nose which may affect breathing through the nose. Other symptoms may include watery nose, a feeling of something running down the back of the throat, loss of taste and smell.

What it does:

When sprayed into the nose it helps reduce symptoms of the conditions listed above.

When it should not be used:

PRO-MOMETASONE should not be used:

- if you are allergic to PRO-MOMETASONE or to any of its ingredients.
- if you have an infection in the nose (i.e. yellow or green discharge from the nose) that is not being treated.
- if your nose was recently operated on or injured. In this case you may be told to wait until healing has occurred before using PRO-MOMETASONE.
- if you have been diagnosed with tuberculosis and it is not being treated.*
- if you have untreated fungal, bacterial, or systemic viral infections.*
- if you have a herpes simplex (virus) infection of the eye and it is not being treated.*

*See WARNINGS AND PRECAUTIONS for additional information.

What the medicinal ingredient is:

PRO-MOMETASONE contains mometasone furoate.

What the nonmedicinal ingredients are:

Benzalkonium chloride, citric acid, glycerin, microcrystalline cellulose and carboxymethylcellulose sodium, polysorbate 80, water for injection and sodium citrate dihydrate.

What dosage forms it comes in:

PRO-MOMETASONE comes in a nasal spray device which delivers 140 sprays. Each spray delivers an unscented mist, containing the equivalent of 50 mcg of mometasone furoate.

WARNINGS AND PRECAUTIONS

IMPORTANT: PLEASE READ

Do not spray PRO-MOMETASONE into your eyes or mouth. It is for use in the nose only.

Before you use PRO-MOMETASONE talk to your doctor or pharmacist if you are pregnant or nursing a baby. Breast-feeding is not recommended during treatment with PRO-MOMETASONE.

Tell your doctor, if you have any of the following conditions before you start using PRO-MOMETASONE or develop them during treatment. Your doctor may need to lower your dose of this medication, or you may need extra treatment to control the condition. Once advised, your doctor will decide whether any changes in your treatment are needed. In some cases it may be necessary to stop treatment.

- sores in the nose
- tuberculosis (active or previous)
- infection (fungal, bacterial or viral)
- herpes simplex (virus) infection of the eye

(See ABOUT THIS MEDICATION, When it should not be used, for additional information.)

If you think you have developed an infection in the nose after starting PRO-MOMETASONE (i.e. normally clear discharge from the nose has turned yellow or green) contact your doctor.

If you have been prescribed PRO-MOMETASONE (but not with antibiotics) for mild-moderate uncomplicated acute rhinosinusitis, consult your doctor if you develop signs or symptoms of bacterial infection (such as fever, persistent severe facial/tooth pain (especially on one side of the face), facial swelling, worsening of symptoms after an initial improvement) or thick nasal discharge with a yellow or green colour.

Be sure to use this medicine exactly as your doctor or pharmacist has instructed. Do not use more PRO-MOMETASONE than prescribed in an attempt to increase its effectiveness, and do not use this medicine more often than prescribed. Only a physician can prescribe PRO-MOMETASONE for you. Do not share this medicine with anyone else; it may harm them even if their symptoms are the same as yours. Do not use this product for other disorders.

INTERACTIONS WITH THIS MEDICATION

To avoid the possibility of drug interactions, be sure to advise your physician or pharmacist of any other medications that you are taking, particularly corticosteroid medicine, either by mouth or by injection. The dose of some medications may need

adjustment while you are treated with PRO-MOMETASONE.

Drugs that may interact with PRO-MOMETASONE are listed below. Your doctor may wish to monitor you carefully if you are taking these medicines:

- Ketoconazole
- Itraconazole
- Clarithromycin
- Ritonavir
- Cobicistat-containing products

PROPER USE OF THIS MEDICATION

DO NOT SPRAY INTO EYES; FOR INTRANASAL USE ONLY.

Usual dose:

In case of severe nasal congestion, your doctor may recommend the use of a nasal decongestant (vasoconstrictor) 2 to 3 days before PRO-MOMETASONE to help clear nasal passages and to aid drug delivery.

Treatment of seasonal or perennial allergic rhinitis:

For children between the ages of 3 and 11 years the usual recommended dose is one (1) spray in each nostril once a day. Young children should be aided by an adult when using PRO-MOMETASONE.

Your physician may change this dosage, depending on your response to PRO-MOMETASONE.

In some patients, PRO-MOMETASONE may relieve symptoms within 12 hours; others may have to wait at least 48 hours. Full effect depends on regular and continued use (unlike other medications which are used only when necessary). For full benefit of therapy, continue regular use.

Adjunctive treatment to antibiotics in acute episodes of rhinosinusitis:

For adults (including the elderly) and children 12 years of age and older, the usual recommended dose is two (2) sprays into each nostril twice a day.

If needed for better control of your symptoms, your doctor may recommend that the dose be increased to four (4) sprays into each nostril twice daily.

Your physician may change this dosage, depending on your response to PRO-MOMETASONE.

Treatment of mild to moderate uncomplicated acute rhinosinusitis:

IMPORTANT: PLEASE READ

For adults (including the elderly) and children 12 years of age and older, the usual recommended dose is two (2) sprays into each nostril twice a day.

Contact your doctor if symptoms worsen during treatment (see WARNINGS AND PRECAUTIONS).

Treatment of Nasal Polyps:

For adults 18 years and older (including the elderly), the usual recommended dose is two (2) sprays into each nostril twice a day. Once symptoms are controlled, your physician may reduce your dose to two sprays in each nostril once daily.

Overdose

In case of drug overdose, contact a health care practitioner, hospital emergency department or regional Poison Control Centre immediately, even if there are no symptoms.

Missed dose:

If you miss taking your dose on time, do not worry; take a dose if you remember within an hour or so. However, if you do not remember until later, skip the missed dose and go back to your regular dosing schedule. Do not double the dose.

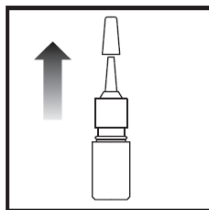
Directions for Use

DO NOT SPRAY INTO THE EYES. FOR INTRANASAL USE ONLY.

Read complete instructions carefully and use only as directed.

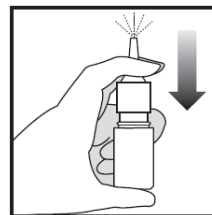
SHAKE WELL BEFORE EACH USE.

1. Remove the plastic dust cap.

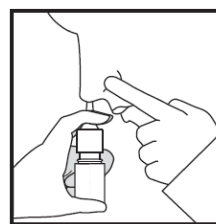


2. The very first time the spray is used; prime the pump by pressing downward on the shoulders of the white applicator, using your forefinger and middle finger while supporting the base of the bottle with your thumb. Press down and release the pump 10 times or until a fine spray appears. The pump is now ready to use. The pump may be stored unused for up to 2 weeks without repriming. If unused for more than 2 weeks,

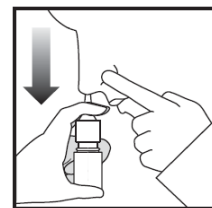
prime the pump again two (2) times, until a fine spray appears.



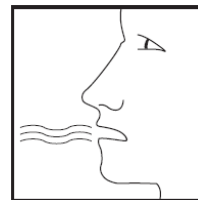
3. Gently blow your nose to clear your nostrils. Close one nostril using your finger. Tilt your head forward slightly and, keeping the bottle upright, carefully insert the nasal applicator into the other nostril.



4. For each spray, press firmly downward once on the shoulder of the white applicator, using your forefinger and middle finger while supporting the base of the bottle with your thumb. Spray while breathing gently inward through the nostril, with the mouth closed.



5. Then breathe out through your mouth.



6. Repeat in the other nostril.
7. Replace the plastic dust cap after each use.

The correct amount of medication in each spray can only be assured up to 140 sprays from the bottle even though the bottle may not be completely empty. You should keep track of the number of sprays used from

IMPORTANT: PLEASE READ

each bottle of PRO-MOMETASONE and discard the bottle after using 140 sprays (approximately five weeks of supply, depending on the prescribed dose).

Cleaning: To clean the nasal applicator, remove the plastic dust cap and pull gently upward on the white nasal applicator so that it comes free. Wash the applicator and dust cap under a cold-water tap. **Do not try to unblock the nasal applicator by inserting a pin or other sharp object as this will damage the applicator and cause you not to get the right dose of medicine.** Dry and replace the nasal applicator followed by the plastic dust cap.

Re-prime the pump with two (2) sprays when first used after cleaning.

SIDE EFFECTS AND WHAT TO DO ABOUT THEM

Side effects that may occur with the use of corticosteroid nasal sprays, including PRO-MOMETASONE, are headache, nose-bleed or blood-tinged mucus, burning or irritation inside the nose, sneezing or sore throat.

Disturbances of taste and smell have been reported very rarely.

The following less common side effects have been seen in Clinical Trials: swollen lymph nodes, vision changes, eye tearing, dry eyes, eye inflammation or infection, ear ache, ringing in the ears, stomach pain, constipation, diarrhea, nausea, tongue and tooth disorders, dry mouth, aggravated allergy symptoms, swelling of the body including the face, fever, flu-like symptoms, thirst, cold sore, infections, muscle and/or joint pain, tremor, dizziness, migraine, depression, nightmares causing sleep disturbances, fatigue, loss of voice, bronchitis, shortness of breath, wheezing, acne, skin rashes and high blood pressure.

In addition to some of the above side effects, the following post-market side effects have been seen: nasal septum perforation.

SERIOUS SIDE EFFECTS, HOW OFTEN THEY HAPPEN AND WHAT TO DO ABOUT THEM				
Symptom / effect		Talk with your doctor or pharmacist		Stop taking drug and seek immediate emergency medical attention
		Only if severe	In all cases	
Rare	Immediate hypersensitivity: an allergic reaction which may cause sudden onset of wheezing or difficulty in breathing shortly after taking this medication			√
Un-common	Chest pain, irregular or fast heartbeat			√
Unknown	Blurred vision, increased pressure in your eyes, eye pain, distorted vision		√	

IF YOU EXPERIENCE ANY UNDESIRABLE OR TROUBLESOME EFFECTS, INCLUDING ANY THAT ARE NOT LISTED, ADVISE YOUR PHYSICIAN OR PHARMACIST.

HOW TO STORE IT

KEEP OUT OF THE REACH OF CHILDREN.

- Store between 2°C and 25°C.
- Protect from light.
- Do not freeze.
- Do not use this product after the expiration date on the package.

When PRO-MOMETASONE is removed from its cardboard container, prolonged exposure of the product to direct light should be avoided. Brief exposure to light, as with normal use, is acceptable.

IMPORTANT: PLEASE READ

Reporting Side Effects

You can report any suspected side effects associated with the use of health products to Health Canada by:

- Visiting the Web page on Adverse Reaction Reporting (<https://www.canada.ca/en/health-canada/services/drugs-health-products/medeffect-canada/adverse-reaction-reporting.html>) for information on how to report online, by mail or by fax; or
- Calling toll-free at 1-866-234-2345.

NOTE: Contact your health professional if you need information about how to manage your side effects. The Canada Vigilance Program does not provide medical advice.

MORE INFORMATION

Drug testing for sports events: This product is a corticosteroid for nasal administration. Although it is not measurable in the blood, corticosteroids may be

detected in the urine during drug testing. Thus, prior written permission for its use may be required by sports agencies.

You may want to read this leaflet again. Do not throw it away until you have finished your medication.

If you want more information about PRO-MOMETASONE:

- Talk to your healthcare professional.
 - Find the full product monograph that is prepared for healthcare professionals and includes this Consumer Information by visiting the Health Canada website (<https://www.canada.ca/en/health-canada/services/drugs-health-products/drug-products/drug-product-database.html>). or by contacting Pro Doc Ltée at 1-800-361-8559, www.prodoc.qc.ca or medinfo@prodoc.qc.ca.

This leaflet was prepared by Pro Doc Ltée.
Laval, Quebec, H7L 3W9

Last revised: MAR 10, 2026