PRODUCT MONOGRAPH

INCLUDING PATIENT MEDICATION INFORMATION

Pr CAPECITABINE

Capecitabine Tablets

Tablets, 150 mg and 500 mg, Oral

USP

Antineoplastic Agent

Sivem Pharmaceuticals ULC
4705 Dobrin Street
Saint-Laurent, Quebec, Canada
H4R 2P7
www.sivem.ca

Date of Initial Authorization:
JUN 20, 2022

Date of Revision:
May 29, 2026

Submission Control No: 303726

RECENT MAJOR LABEL CHANGES

2 CONTRAINDICATIONS	05/2026
3 SERIOUS WARNING AND PRECAUTIONS BOX	05/2026
7 WARNINGS AND PRECAUTIONS, Endocrine and Metabolism	05/2026
7 WARNINGS AND PRECAUTIONS, Monitoring and Laboratory Tests	05/2026

TABLE OF CONTENTS

Sections or subsections that are not applicable at the time of authorization are not listed.

RECENT MAJOR LABEL CHANGES 2

TABLE OF CONTENTS 2

PART I: HEALTH PROFESSIONAL INFORMATION 4

1 INDICATIONS 4

1.1 Pediatrics 4
1.2 Geriatrics 5

2 CONTRAINDICATIONS 5

3 SERIOUS WARNINGS AND PRECAUTIONS BOX 6

4 DOSAGE AND ADMINISTRATION 6

4.1 Dosing Considerations 6
4.2 Recommended Dose and Dosage Adjustment 6
4.5 Missed Dose 11

5 OVERDOSAGE 11

6 DOSAGE FORMS, STRENGTHS, COMPOSITION AND PACKAGING 11

7 WARNINGS AND PRECAUTIONS 12

7.1 Special Populations 18
7.1.1 Pregnant Women 18
7.1.2 Breast-feeding 18
7.1.3 Pediatrics 18
7.1.4 Geriatrics 18

8 ADVERSE REACTIONS 19

8.1 Adverse Reaction Overview 19
8.2 Clinical Trial Adverse Reactions 19
8.3 Less Common Clinical Trial Adverse Reactions 20
8.4 Abnormal Laboratory Findings: Hemotologic, Clinical Chemistry and Other Quantitative Data 28
8.5 Post-Market Adverse Reactions 32

9 DRUG INTERACTIONS 33

9.4 Drug-Drug Interactions 33
9.5 Drug-Food Interactions 34
10 CLINICAL PHARMACOLOGY 34
10.1 Mechanism of Action 34
10.3 Pharmacokinetics 35
11 STORAGE, STABILITY AND DISPOSAL 37
12 SPECIAL HANDLING INSTRUCTIONS 38
PART II: SCIENTIFIC INFORMATION 39
13 PHARMACEUTICAL INFORMATION 39
14 CLINICAL TRIALS 40
14.1 Trial Design and Study Demographics 40
14.2 Study Results 40
14.3 Comparative Bioavailability Studies 47
16 NON-CLINICAL TOXICOLOGY 49
17 SUPPORTING PRODUCT MONOGRAPHS 58
PATIENT MEDICATION INFORMATION 59

PART I: HEALTH PROFESSIONAL INFORMATION

1 INDICATIONS

Caution: CAPECITABINE (capecitabine) is a potent drug and should be prescribed only by physicians experienced with cancer chemotherapeutic drugs.

CAPECITABINE (capecitabine) is indicated for:

Colorectal Cancer

Monotherapy

- CAPECITABINE (capecitabine) is indicated for the adjuvant treatment of patients with stage III (Dukes' stage C) colon cancer.

- CAPECITABINE is also indicated for the first-line treatment of patients with metastatic colorectal cancer.

Combination Therapy

CAPECITABINE in combination with oxaliplatin is indicated for the treatment of metastatic colorectal cancer following failure of irinotecan-containing combination chemotherapy.

In second-line metastatic disease, subgroup analyses for PFS and OS for age suggest that CAPECITABINE in combination with oxaliplatin may be less effective in patients over the age of 65. Clinical studies suggest an increase in the incidence of adverse events. (See 14 CLINICAL TRIALS and 7 WARNINGS AND PRECAUTIONS).

Breast Cancer

Monotherapy
CAPECITABINE is also indicated for the treatment of advanced or metastatic breast cancer after failure of standard therapy including a taxane, unless therapy with a taxane is clinically contraindicated.

Combination Therapy
CAPECITABINE in combination with docetaxel is indicated for the treatment of patients with advanced or metastatic breast cancer after failure of prior anthracycline containing chemotherapy.

1.1 Pediatrics
Pediatrics (< 18 years of age): Based on the data submitted and reviewed by Health Canada, the

safety and efficacy of capecitabine in pediatric patients has not been established; therefore, Health Canada has not authorized an indication for pediatric use. (See 14 CLINICAL TRIALS, 10 CLINICAL PHARMACOLOGY, 10.3 Pharmacokinetics, Special Populations and Conditions).

1.2 Geriatrics

Geriatrics (≥ 65 years of age): Based on the population pharmacokinetic analysis which included patients with a wide range of ages (27 to 86 years) and included 234 (46%) patients greater or equal to 65, age has no influence on the pharmacokinetics of 5'-DFUR and 5-FU. However, the elderly may be pharmacodynamically more sensitive to the toxic effects of 5-FU (see 7 WARNINGS AND PRECAUTIONS, 7.1.4 Geriatrics and 4 DOSAGE AND ADMINISTRATION).

2 CONTRAINDICATIONS

CAPECITABINE is contraindicated in patients who are hypersensitive to this drug, or 5-fluorouracil or to any ingredient in the formulation, including any non-medicinal ingredient, or component of the container. For a complete listing, see 6 DOSAGE FORMS, STRENGTHS, COMPOSITION AND PACKAGING.

CAPECITABINE is contraindicated in patients who have:

- Severe renal impairment (calculated creatinine clearance below 30 mL/min, or 0.5 mL/s)
- Complete absence of dihydropyrimidine dehydrogenase (DPD) activity. Testing for DPD deficiency should be performed prior to initiating CAPECITABINE unless immediate treatment is necessary , based on the local availability and current guidelines (see 7 WARNINGS AND PRECAUTIONS, Dihydropyrimidine dehydrogenase (DPD) deficiency and Monitoring and Laboratory Tests).

Due to potentially fatal drug interaction, CAPECITABINE should not be administered concomitantly with sorivudine[1] or its chemically related analogues, such as brivudine.

If contraindications exist to any of the agents in a combination regimen, that agent should not be used.

[1] sorivudine and its chemically related analogues, such as brivudine are not authorized for sale in Canada.

3 SERIOUS WARNINGS AND PRECAUTIONS BOX

Serious Warnings and Precautions

- Acute renal failure secondary to dehydration can be fatal. If Grade 2 (or higher) dehydration occurs, CAPECITABINE treatment should be immediately interrupted and the dehydration corrected (see 7 WARNINGS AND PRECAUTIONS, Dehydration below).
- Similar to that of other fluorinated pyrimidines sudden death due to cardiotoxicity has been observed with capecitabine (see 7 WARNINGS AND PRECAUTIONS, Cardiovascular below).
- Capecitabine can induce severe skin reactions such as hand-and-foot syndrome, Stevens- Johnson syndrome and Toxic Epidermal Necrolysis. If grade 2 (or higher) event occurs, administration of CAPECITABINE should be immediately interrupted (see 7 WARNINGS AND PRECAUTIONS, Immune and Skin below).
- Severe toxicity (e.g. stomatitis, diarrhea, mucosal inflammation, neutropenia and neurotoxicity) associated with 5-fluorouracil has been attributed to a deficiency of DPD activity, an enzyme involved in fluorouracil degradation. Fatalities have been reported. Testing for DPD deficiency should be performed prior to initiating CAPECITABINE unless immediate treatment is necessary , based on the local availability and current guidelines. (see 7 WARNINGS AND PRECAUTIONS, Dihydropyrimidine dehydrogenase (DPD) deficiency below).
- Altered coagulation parameters and/or bleeding have been reported in patients taking capecitabine concomitantly with coumarin-derived anticoagulants such as warfarin. Patients taking coumarin-derivative anticoagulants concomitantly with CAPECITABINE should be monitored regularly for alterations in their coagulation parameters (PT or INR) and the anticoagulant dose adjusted accordingly (see 7 WARNINGS AND PRECAUTIONS, Hematologic below).

4 DOSAGE AND ADMINISTRATION

4.1 Dosing Considerations

- CAPECITABINE is intended for long-term administration unless clinically inappropriate.
- CAPECITABINE tablets should be swallowed whole with water within 30 minutes after a meal.
- CAPECITABINE tablets should not be crushed or cut (see 8 ADVERSE REACTIONS, 8.5 Post-Market Adverse Reactions).
- If patients cannot swallow CAPECITABINE tablets whole and tablets must be crushed or cut, this should be done by a professional trained in the safe handling of cytotoxic drugs (see 12 SPECIAL HANDLING INSTRUCTIONS).

4.2 Recommended Dose and Dosage Adjustment

- **Monotherapy:** The recommended dose of CAPECITABINE (capecitabine) is 1250 mg/m^2

administered twice daily (morning and evening; equivalent to 2500 mg/m^2 total daily dose) for 14 days followed by a seven day rest period.

For adjuvant treatment of stage III colon cancer, CAPECITABINE is intended to be given for a total of 8 cycles (or 24 weeks).

- **Colorectal Cancer, Combination Therapy with Oxaliplatin:** In combination with oxaliplatin, the recommended dose of CAPECITABINE is 1000 mg/m^2 twice daily for 2 weeks followed by a 7-day rest period. The first dose of CAPECITABINE is given on the evening of day 1 and the last dose is given on the morning of day 15. Given as a 3-weekly schedule, oxaliplatin is administered as a 130 mg/m^2 intravenous infusion over 2 hours.

  Premedication to maintain adequate anti-emesis according to the oxaliplatin Product Monograph should be started prior to oxaliplatin administration for patients receiving the CAPECITABINE plus oxaliplatin combination.

- **Locally advanced and/or Metastatic Breast Cancer, Combination Therapy with Docetaxel:** In combination with docetaxel, the recommended starting dose of CAPECITABINE is 1250 mg/m^2 twice daily for 2 weeks followed by a 7-day rest period combined with docetaxel 75 mg/m^2 administered as a 1-hour intravenous infusion every 3 weeks (see 14 CLINICAL TRIALS, 14.2 Study Results, Breast Carcinoma). Premedication according to the docetaxel labelling, should be started prior to docetaxel administration for patients receiving the CAPECITABINE plus docetaxel combination.

Dose calculation

CAPECITABINE dose is calculated according to body surface area. Tables 1 and 2 show examples of the standard and reduced dose calculations for a CAPECITABINE starting dose of either 1250 mg/m^2 or 1000 mg/m^2.

Table 1 Standard and reduced dose calculations according to body surface area for a starting CAPECITABINE dose of 1250 mg/m²

	Dose level 1250 mg/m² (twice daily)				
	Full dose 1250 mg/m²	Number of 150 mg tablets and/or 500 mg tablets per administration (each administration to be given morning and evening)		Reduced dose (75%) 950 mg/m²	Reduced dose (50%) 625 mg/m²
Body Surface Area (m²)	**Dose per administration (mg)**	**150 mg**	**500 mg**	**Dose per administration (mg)**	**Dose per administration (mg)**
≤ 1.26	1500	-	3	1150	800
1.27 - 1.38	1650	1	3	1300	800
1.39 - 1.52	1800	2	3	1450	950
1.53 - 1.66	2000	-	4	1500	1000
1.67 - 1.78	2150	1	4	1650	1000
1.79 - 1.92	2300	2	4	1800	1150
1.93 - 2.06	2500	-	5	1950	1300
2.07 - 2.18	2650	1	5	2000	1300
≥ 2.19	2800	2	5	2150	1450

Table 2 Standard and reduced dose calculations according to body surface area for a starting CAPECITABINE dose of 1000 mg/m²

	Dose level 1000 mg/m² (twice daily)				
	Full dose 1000 mg/m²	Number of 150 mg tablets and/or 500 mg tablets per administration (each administration to be given morning and evening)		Reduced dose (75%) 750 mg/m²	Reduced dose (50%) 500 mg/m²
Body Surface Area (m²)	**Dose per administration (mg)**	**150 mg**	**500 mg**	**Dose per administration (mg)**	**Dose per administration (mg)**
≤ 1.26	1150	1	2	800	600
1.27 - 1.38	1300	2	2	1000	600
1.39 - 1.52	1450	3	2	1100	750
1.53 - 1.66	1600	4	2	1200	800
1.67 - 1.78	1750	5	2	1300	800
1.79 - 1.92	1800	2	3	1400	900
1.93 - 2.06	2000	-	4	1500	1000
2.07 - 2.18	2150	1	4	1600	1050
≥ 2.19	2300	2	4	1750	1100

Dose Modification Guidelines

Patients should be carefully monitored for toxicity. Toxicity due to CAPECITABINE administration

may be managed by symptomatic treatment, dose interruptions and adjustment of CAPECITABINE dose. Once the dose has been reduced, it should not be increased at a later time.

For those toxicities considered by the treating physician to be unlikely to become serious or life-threatening, treatment can be continued at the same dose without reduction or interruption.

Dose modifications for the use of CAPECITABINE are shown in Table 3.

Table 3 Recommended Dose Modifications for CAPECITABINE

Toxicity NCIC Grade*	During a Course of Therapy	Dose Adjustment for Next Cycle (% of starting dose)
Grade 1	Maintain dose level	Maintain dose level
Grade 2		
-1st appearance	Interrupt until resolved to grade 0-1	100%
-2nd appearance	Interrupt until resolved to grade 0-1	75%
-3rd appearance	Interrupt until resolved to grade 0-1	50%
-4th appearance	Discontinue treatment permanently	
Grade 3		
-1st appearance	Interrupt until resolved to grade 0-1	75%
-2nd appearance	Interrupt until resolved to grade 0-1	50%
-3rd appearance	Discontinue treatment permanently	
Grade 4		
-1st appearance	Discontinue permanently *or* If physician deems it to be in the patient's best interest to continue, interrupt until resolved to grade 0-1	50%
-2nd appearance	Discontinue permanently	

*According to the National Cancer Institute of Canada Clinical Trial Group (NCIC CTG) Common Toxicity Criteria (Version 1 or the Common Terminology Criteria for Adverse Events (CTCAE) of the Cancer Therapy Evaluation Program, US National Cancer Institute, version 3.0. For Hand-and-Foot Syndrome and hyperbilirubinemia (see 7 WARNINGS AND PRECAUTIONS).

Dosage modifications are not recommended for grade 1 events. Therapy with CAPECITABINE should be interrupted upon the occurrence of a grade 2 or 3 adverse experience. Once the adverse event has resolved or decreased in intensity to grade 1, then CAPECITABINE therapy may be restarted at full dose or as adjusted according to Table 3 for CAPECITABINE monotherapy. If a grade 4 event occurs, therapy should be discontinued or interrupted until resolved or decreased to grade 1, and therapy should be restarted at 50% of the original dose. Patients taking CAPECITABINE should be informed of the need to interrupt treatment immediately if moderate or severe toxicity occurs. Doses of CAPECITABINE omitted for toxicity are not replaced.

Haematology: Patients with baseline neutrophil counts of <1.5 x 10^9/L and/or thrombocyte

counts of <100 x 10^9/L should not be treated with CAPECITABINE. If unscheduled laboratory assessments during a treatment cycle show grade 3 or 4 haematologic toxicity, treatment with CAPECITABINE should be interrupted.

Combination Therapy: Dose modifications for toxicity when CAPECITABINE is used in combination with other therapies should be made according to Table 3 above for CAPECITABINE and according to the appropriate Product Monograph for the other agent(s).

At the beginning of a treatment cycle, if a treatment delay is indicated for either CAPECITABINE or the other agent(s), then administration of all agents should be delayed until the requirements for restarting all drugs are met.

During a treatment cycle for those toxicities considered by the treating physician not to be related to CAPECITABINE, CAPECITABINE should be continued and the dose of the other agent adjusted according to the appropriate Product Monograph.

If the other agent(s) have to be discontinued permanently, CAPECITABINE treatment can be resumed when the requirements for restarting CAPECITABINE are met.

This advice is applicable to all indications and to all special populations.

Adjustment of Starting Dose in Special Populations

Hepatic Impairment: In patients with mild to moderate hepatic dysfunction due to liver metastases, no dose adjustment is necessary. Patients with severe hepatic dysfunction have not been studied (see 7 WARNINGS AND PRECAUTIONS).

Renal Impairment: In patients with moderate renal impairment (calculated creatinine clearance 30-50 mL/min [Cockroft and Gault]) at baseline, a dose reduction to 75% from a starting dose of 1250 mg/m^2 is recommended based upon pharmacokinetic and safety data (see 10 CLINICAL PHARMACOLOGY, 10.3 Pharmacokinetics, Special Populations and Conditions, Renal Insufficiency, and 7 WARNINGS AND PRECAUTIONS). In patients with mild renal impairment (calculated creatinine clearance 51-80 mL/min) no adjustment in starting dose is recommended. In patients with severe renal impairment, CAPECITABINE should not be administered (see 2 CONTRAINDICATIONS). Careful monitoring and prompt treatment interruption is recommended if the patient develops a grade 2, 3, or 4 adverse event, with subsequent dose adjustment as outlined in the tables above. If the calculated creatinine clearance decreases during treatment to a value below 30 mL/min, CAPECITABINE should be discontinued. The dose adjustment recommendation for patients with moderate renal impairment applies both to monotherapy and combination use. For dosage calculations, see Table 1.

Geriatrics: No adjustment of the starting dose is needed for CAPECITABINE. However for CAPECITABINE monotherapy in the metastatic setting, severe Grade 3 or 4 treatment-related adverse events were more frequent in patients over 80 years of age compared to younger

patients. Careful monitoring of elderly patients is advisable.

When CAPECITABINE was used in combination with other agents, elderly patients (≥ 65 years) experienced more grade 3 and grade 4 adverse drug reactions (ADRs) and ADRs that led to discontinuation, than younger patients. Careful monitoring of elderly patients is advisable.

For treatment with CAPECITABINE in combination with docetaxel, an increased incidence of Grade 3 or 4 treatment-related adverse events and treatment-related serious adverse events was observed in patients 60 years of age or more.

4.5 Missed Dose

If you forget a dose of CAPECITABINE do not take the missed dose at all. Take your next dose at the usual time and check with your doctor. Do not take a double dose.

5 OVERDOSAGE

The manifestations of acute overdose include: nausea, vomiting, diarrhea, mucositis, GI irritation and bleeding, and bone marrow depression. Management of overdose should include customary therapeutic and supportive medical interventions aimed at correcting the presenting clinical manifestations and preventing their possible complications.

Administer uridine triacetate within 96 hours for management of CAPECITABINE overdose. Although no clinical experience using dialysis as a treatment for CAPECITABINE overdose has been reported, dialysis may be of benefit in reducing circulating concentrations of 5'-DFUR, a low-molecular-weight metabolite of the parent compound.

For management of a suspected drug overdose, contact your regional poison control centre.

6 DOSAGE FORMS, STRENGTHS, COMPOSITION AND PACKAGING

Table 4 - Dosage Forms, Strengths, Composition and Packaging

Route of Administration	Dosage Form / Strength	Non-medicinal Ingredients
Oral	Tablets 150 mg and 500 mg	croscarmellose sodium, ferric oxide red, ferric oxide yellow, hypromellose, lactose anhydrous, magnesium stearate, microcrystalline cellulose, talc, titanium dioxide.

Composition:
Each CAPECITABINE 150 mg and 500 mg tablet contains either 150 mg or 500 mg capecitabine, respectively. Non-medicinal ingredients (alphabetical order): croscarmellose sodium, ferric oxide

red, ferric oxide yellow, hypromellose, lactose anhydrous, magnesium stearate, microcrystalline cellulose, talc, titanium dioxide.

Packaging:
CAPECITABINE is available as a film-coated tablet in strengths of either 150 mg or 500 mg.

CAPECITABINE 150 mg tablets are light peach coloured, oblong shaped, biconvex, film coated tablets, debossed with '150' on one side and plain on other side. CAPECITABINE 150 mg tablets are available in HDPE bottles containing 60 tablets and blister packs of 60 tablets (carton box containing 6 blisters of 10 tablets each).

CAPECITABINE 500 mg tablets are peach coloured, oblong shaped, biconvex, film coated tablets, debossed with '500' on one side and plain on other side. CAPECITABINE 500 mg tablets are available in HDPE bottles containing 120 tablets and blister packs of 120 tablets (carton box containing 12 blisters of 10 tablets each).

7 WARNINGS AND PRECAUTIONS

Please see 3 SERIOUS WARNINGS AND PRECAUTIONS BOX

General
If toxicity on therapy occurs, CAPECITABINE should be interrupted until the event resolves, or the severity decreases when the following toxicities occur at a severity of grade 2 or greater: diarrhea, hand-foot syndrome, nausea, hyperbilirubinemia, vomiting or stomatitis (see 4 DOSAGE AND ADMINISTRATION).

Patients and patients' caregivers should be informed of the expected adverse effects of CAPECITABINE, particularly of diarrhea, nausea, vomiting, and hand-and-foot syndrome and stomatitis. The frequent oral administration of CAPECITABINE allows patient specific dose adaptations during therapy (see 4 DOSAGE AND ADMINISTRATION). Most adverse reactions are reversible and do not require discontinuation, although doses may need to be withheld or reduced (see 4 DOSAGE AND ADMINISTRATION). Patients should be taught to recognize and report the common grade 2 toxicities associated with capecitabine treatment (please refer to PATIENT MEDICATION INFORMATION).

If CAPECITABINE is prescribed in combination with docetaxel, patients and patients' caregivers should be informed of the expected adverse effects of the combination of CAPECITABINE and docetaxel (see Table 3).

> ***Diarrhea:*** Patients experiencing grade 2 diarrhea (an increase of 4 to 6 stools/day or nocturnal stools) or greater should be instructed to stop taking CAPECITABINE immediately. Standard antidiarrheal agents (e.g. loperamide) should be prescribed for symptom control (see 4 DOSAGE AND ADMINISTRATION).

***Nausea*:** Patients experiencing grade 2 nausea (food intake significantly decreased but able to eat intermittently) or greater should be instructed to stop taking CAPECITABINE immediately. Standard anti-nausea agents should be prescribed for symptom control (see 4 DOSAGE AND ADMINISTRATION).

***Vomiting*:** Patients experiencing grade 2 vomiting (2 to 5 episodes in a 24-hour period) or greater should be instructed to stop taking CAPECITABINE immediately. Standard anti-emetic agents should be prescribed for symptom control (see 4 DOSAGE AND ADMINISTRATION).

Hand-and-Foot Syndrome: Patients experiencing grade 2 hand-and-foot syndrome (painful erythema and swelling of the hands and/or feet and/or discomfort affecting the patients' activities of daily living) or greater should be instructed to stop taking CAPECITABINE immediately.

***Stomatitis*:** Patients experiencing grade 2 stomatitis or greater (painful erythema, edema or ulcers, but are able to eat) should be instructed to stop taking CAPECITABINE immediately. Symptomatic treatment should be prescribed (see 4 DOSAGE AND ADMINISTRATION).

Carcinogenesis and Mutagenesis

Although there was no evidence for oncogenic potential of capecitabine in a two-year carcinogenicity study in mice, capecitabine was clastogenic *in vitro* in human lymphocytes (similar to other nucleoside analogues such as 5-FU). There was also a positive trend in the *in vivo* mouse micronucleus assay (see 16 NON-CLINICAL TOXICOLOGY, Carcinogenicity Study, and Mutagenicity and Genotoxicity Studies).

Women of childbearing potential should be advised to avoid becoming pregnant while receiving treatment with CAPECITABINE (see 7 WARNINGS AND PRECAUTIONS, 7.1 Special Populations below) and be provided with appropriate counselling if not currently using contraceptives. Males are advised not to father a child during treatment.

Cardiovascular

The spectrum of cardiotoxicity observed with capecitabine is similar to that of other fluorinated pyrimidines. This includes myocardial infarction, angina, dysrhythmias, cardiac arrest, sudden death, cardiomyopathy, cardiac failure, and electrocardiographic changes. These adverse events may be more common in patients with a prior history of coronary artery disease. A thorough QT interval prolongation assessment study of capecitabine has not been conducted.

Driving and Operating Machinery

Capecitabine has moderate influence on the ability to drive and use machines. Patients should be advised to use caution when driving or using machines if they experience ADRs such as dizziness, fatigue, and or nausea during treatment with CAPECITABINE.

Endocrine and Metabolism

Dehydration

Dehydration should be prevented or corrected at the onset. Patients with anorexia, asthenia, nausea, vomiting or diarrhea may rapidly become dehydrated. If Grade 2 (or higher) dehydration occurs, CAPECITABINE treatment should be immediately interrupted and the dehydration corrected.[2] Treatment should not be restarted until the patient is rehydrated and any precipitating causes have been corrected or controlled. Dose modifications applied should be applied for the precipitating adverse event as necessary (see 4 DOSAGE AND ADMINISTRATION).

Dehydration may cause acute renal failure, especially in patients with pre-existing compromised renal function or when capecitabine is given concomitantly with known nephrotoxic agents. Fatal outcome of renal failure has been reported in these situations (see 8 ADVERSE REACTIONS).

Dihydropyrimidine dehydrogenase (DPD) deficiency

Patients with certain homozygous or certain compound heterozygous mutations in the DPYD gene locus that cause complete or near complete absence of DPD activity, are at the highest risk for severe, life-threatening or fatal adverse reactions caused by fluorouracil. These patients should not be treated with CAPECITABINE . No dose has been proven safe for patients with complete absence of DPD activity (see 2 CONTRAINDICATIONS).

Patients with certain heterozygous DPYD variants (eg. DPYD*2A variant) that may cause partial DPD deficiency have been shown to have increased risk of severe toxicity when treated with capecitabine. For patients with partial DPD deficiency where the benefits of capecitabine are considered to outweigh the risks (taking into account the suitability of an alternative non-fluoropyrimidine chemotherapeutic regimen), these patients must be treated with extreme caution, initially with a substantial dose reduction and frequent subsequent monitoring and dose adjustment according to toxicity.

Testing for DPD deficiency should be performed prior to initiating CAPECITABINE unless immediate treatment is necessary, based on the local availability and current guidelines.

In patients with unrecognised DPD deficiency treated with capecitabine as well as patients who test negative for specific DPYD variations, life-threatening toxicities manifesting as acute overdose may occur. In the event of grade 2-4 acute toxicity, treatment must be discontinued immediately. Permanent discontinuation should be considered based on clinical assessment of the onset, duration and severity of the observed toxicities (see 4 DOSAGE AND ADMINISTRATION).

---

[2] NCIC grade 2 dehydration is defined as IV fluids indicated <24 hours, grade 3 dehydration is defined as IV fluids indicated ≥24 hours, grade 4 dehydration is defined as life-threatening consequences (e.g. hemodynamic collapse), and grade 5 dehydration as death.

Gastrointestinal

Diarrhea

Capecitabine very frequently induces diarrhea, which can sometimes be severe. Patients with severe diarrhea should be carefully monitored and, if they become dehydrated, should be given fluid and electrolyte replacement (see 7 WARNINGS AND PRECAUTIONS, Monitoring and Laboratory Tests). If grade 2 (or higher) diarrhea occurs, administration of CAPECITABINE should be immediately interrupted until diarrhea resolves or decreases in intensity to grade 1[3]. Standard antidiarrheal agents (e.g. loperamide) should be initiated, as medically appropriate, as early as possible. Dose reduction should be applied as necessary (see 4 DOSAGE AND ADMINISTRATION). Necrotizing enterocolitis (typhlitis) has been reported.

Hematologic

In 251 patients with metastatic breast cancer who received capecitabine in combination with docetaxel, 68% had grade 3 or 4 neutropenia, 2.8% had grade 3 or 4 thrombocytopenia and 9.6% had grade 3 or 4 anemia.

In 875 patients with either metastatic breast or colorectal cancer who received capecitabine monotherapy, 3.2%, 1.7%, and 2.4% of patients had grade 3/4 neutropenia, thrombocytopenia and decreases in hemoglobin, respectively.

Patients with baseline neutrophil counts of <1.5 x 10^9/L and/or thrombocyte counts of <100 x 10^9/L should not be treated with CAPECITABINE (see 4 DOSAGE AND ADMINISTRATION, 4.2 Recommended Dose and Dosage Adjustment, Haematology).

Altered coagulation parameters and/or bleeding have been reported in patients taking capecitabine concomitantly with coumarin-derived anticoagulants such as warfarin. These events occurred within several days and up to several months after initiating capecitabine therapy, and, in a few cases, within one month after stopping capecitabine. These events occurred in patients with and without liver metastases (see 7 WARNINGS AND PRECAUTIONS, Monitoring and Laboratory Tests and 9 DRUG INTERACTIONS, 9.4 Drug-Drug Interactions, Coumarin Anticoagulants).

Hepatic/Biliary/Pancreatic

Hepatic Insufficiency

Patients with hepatic impairment should be carefully monitored when CAPECITABINE is administered (see 7 WARNINGS AND PRECAUTIONS, Monitoring and Laboratory Tests). However, the effect of hepatic impairment not due to liver metastases or of severe hepatic impairment on the disposition of CAPECITABINE is not known.

---

[3] National Cancer Institute of Canada (NCIC) grade 1 diarrhea is defined as an increase of < 4 stools per day over baseline, mild increase in ostomy output compared to baseline, grade 2 diarrhea is defined as an increase of 4 to 6 stools/day or nocturnal stools, grade 3 diarrhea as an increase of 7 to 9 stools/day or incontinence and malabsorption, grade 4 diarrhea as an increase of 10 stools/day or grossly bloody diarrhea or the need for parenteral support, and grade 5 diarrhea as death.

Hyperbilirubinemia
In 251 patients with metastatic breast cancer who received a combination of capecitabine and docetaxel, grade 3 and 4 hyperbilirubinemia occurred in 6.8% (n=17) and 2% (n=5), respectively.

In 875 patients with either metastatic breast or colorectal cancer treated with capecitabine monotherapy, grade 3 hyperbilirubinemia occurred in 133 (15.2%) and grade 4 hyperbilirubinemia occurred in 34 (3.9%) patients with either metastatic breast or colorectal cancer. If drug related grade 2, 3 or 4 elevations in bilirubin occur, administration of CAPECITABINE should be immediately interrupted until the hyperbilirubinemia resolves or decreases in intensity to grade 1. Following grade 3 or 4 hyperbilirubinemia, subsequent doses of CAPECITABINE should be decreased (see 4 DOSAGE AND ADMINISTRATION).

Immune
CAPECITABINE can induce severe skin reactions such as Stevens-Johnson Syndrome (SJS) and Toxic Epidermal Necrolysis (TEN) (see 8 ADVERSE REACTIONS). Capecitabine should be permanently discontinued in patients who experience a severe skin reaction possibly attributable to capecitabine treatment.

Rarely, unexpected and potentially fatal severe toxicities including neutropenia leading to local and fatal systemic infections following exposure to capecitabine have been observed.

Monitoring and Laboratory Tests

- Testing for DPD deficiency should be performed prior to initiating CAPECITABINE unless immediate treatment is necessary, based on the local availability and current guidelines. (See 7 WARNINGS AND PRECAUTIONS, Dihydropyrimidine dehydrogenase (DPD) deficiency).
- Patients taking coumarin-derivative anticoagulants concomitantly with CAPECITABINE should be monitored regularly for alterations in their coagulation parameters (PT or INR) and the anticoagulant dose adjusted accordingly (see 9 DRUG INTERACTIONS, 9.4 Drug-Drug Interactions, Coumarin Anticoagulants).
- Careful monitoring of patients ≥60 years of age is advisable (see 7 WARNINGS AND PRECAUTIONS, 7.1.4 Geriatrics).
- Patients with severe diarrhea should be monitored for symptoms of dehydration (see 7 WARNINGS AND PRECAUTIONS, Gastrointestinal and Endocrine and Metabolism).
- Patients with hepatic impairment or renal insufficiency should be carefully monitored when CAPECITABINE is administered (see 7 WARNINGS AND PRECAUTIONS and 4 DOSAGE AND ADMINISTRATION, 4.2 Recommended Dose and Dosage Adjustment, Hepatic Impairment).
- Patients should be carefully monitored for toxicity (see 4 DOSAGE AND ADMINISTRATION, 4.2 Recommended Dose and Dosage Adjustment, Dose Modification Guidelines).

- Pregnancy testing is recommended for females of reproductive potential prior initiating CAPECITABINE. (See 7 WARNINGS AND PRECAUTIONS, 7.1 Special Populations).
- Patients taking phenytoin concomitantly with CAPECITABINE should be regularly monitored for increased phenytoin plasma concentrations. (See 9 DRUG INTERACTIONS).

Neurologic

Very rare adverse drug reaction leukoencephalopathy has been identified during post-marketing exposure.

Renal

Renal Insufficiency

Physicians should exercise caution when CAPECITABINE is administered to patients with impaired renal function. As seen with 5-FU, the incidence of treatment-related grade 3 or 4 adverse events was higher in patients with moderate renal impairment (calculated creatinine clearance 30-50 mL/min).

Reproductive Health: Female and Male Potential

- **Fertility:** Based on evidence from animal studies, capecitabine may impair fertility in females and males of reproductive potential (see 16 NON-CLINICAL TOXICOLOGY).
- **Females:** Women of childbearing potential should be advised to avoid becoming pregnant while receiving treatment with capecitabine and be provided with appropriate counselling if not currently using contraceptives. An effective method of contraception should be used during treatment and for 6 months after the last dose of capecitabine. If the patient becomes pregnant while receiving capecitabine, the potential hazard to the fetus must be explained. Pregnancy testing is recommended for females of reproductive potential prior initiating capecitabine. (See 7 WARNINGS AND PRECAUTIONS, Monitoring and Laboratory Tests).
- **Males:** Based on genetic toxicity findings, male patients with female partners of reproductive potential should use effective contraception during treatment and for 3 months following the last dose of capecitabine.

Skin

Hand-and-Foot Syndrome

Hand-and-foot syndrome (palmar-plantar erythrodysesthesia or chemotherapy induced acral erythema) can occur in patients receiving capecitabine either as monotherapy or in combination therapy. Persistent or severe hand-foot syndrome (grade 2 and above) can eventually lead to loss of fingerprints, which could impact patient identification. For patients receiving capecitabine monotherapy in the metastatic setting, median time to onset was 79

days (range from 11 to 360 days) with a severity range of grades 1 to 3[1]. If grade 2 or 3 hand-and-foot syndrome occurs, administration of CAPECITABINE should be interrupted until the event resolves or decreases in intensity to grade 1. Following grade 3 hand-and-foot syndrome, subsequent doses of capecitabine should be decreased (see 4 DOSAGE AND ADMINISTRATION). For CAPECITABINE in combination with docetaxel, hand-and-foot syndrome was more common in patients in the combination therapy arm than in the monotherapy arm (63% vs. 8%).

7.1 Special Populations

7.1.1 Pregnant Women

There are no adequate and well-controlled studies in pregnant women using capecitabine. If the drug is used during pregnancy, or if the patient becomes pregnant while receiving this drug, the patient should be apprised of the potential hazard to the fetus (see 7 WARNINGS AND PRECAUTIONS, Carcinogenesis and Mutagenesis above). Capecitabine was found to be teratogenic and embryolethal in mice and embryolethal in monkeys (see 16 NON-CLINICAL TOXICOLOGY).

7.1.2 Breast-feeding

No studies have been conducted to assess the impact of capecitabine on milk production or its presence in human breast milk. In a study of single oral administration of capecitabine in lactating mice, it was found that a significant amount of the capecitabine metabolites is transferred to the milk. Because of the potential for serious adverse reactions in nursing infants, it is recommended that nursing be discontinued when receiving capecitabine therapy and for 2 weeks after the final dose.

7.1.3 Pediatrics

Pediatrics (<18 years of age): The safety and effectiveness of capecitabine in persons <18 years of age has not been established.

7.1.4 Geriatrics

Capecitabine in Combination with Docetaxel: An analysis of safety data in patients equal to or greater than 60 years of age showed an increase in the incidence of treatment-related Grade 3 and 4 adverse events, treatment-related serious adverse events and early withdrawals from treatment due to adverse events compared to patients less than 60 years of age. The incidence of grade 3 or 4 stomatitis was greater in the 60 to 70 year old patient group (30%) than the general population (13%) (see 4 DOSAGE AND ADMINISTRATION).

---

[1] Grade 1 hand-and-foot syndrome is defined by numbness, dysesthesia/paresthesia, tingling, or erythema of the hands and/or feet and/or discomfort which does not disrupt normal activities. Grade 2 hand-and-foot syndrome is defined as painful erythema and swelling of the hands and/or feet that results in discomfort affecting the patient's activities of daily living and grade 3 hand-and- foot syndrome is defined as moist desquamation, ulceration, blistering or severe pain of the hands and/or feet that results in severe discomfort that causes the patient to be unable to work or perform activities of daily living.

Capecitabine in Combination with Oxaliplatin: In the second-line setting, subgroup analyses for PFS (EP population) and OS (ITT population) for age suggest that XELOX may be less effective than FOLFOX-4 in patients ≥ 65 years of age (HR 1.32, 95% CI, 0.98-1.78 and HR 1.34, 95% CI, 1.00-1.80, respectively). Physicians are advised to assess risks and benefits in these patients.

In the second-line setting, an analysis of safety data in patients equal to or greater than 65 years of age showed an increase in the incidence of treatment related serious adverse events, treatment related Grade 3 and 4 adverse events, gastrointestinal grade 3/4 events (particularly diarrhea), and patients who discontinued trial treatment. In addition, deaths up to 60 days after treatment start and deaths up to 28 days after last dose were slightly higher in older patients (see 7 WARNINGS AND PRECAUTIONS, Monitoring and Laboratory Tests).

Capecitabine Monotherapy: Patients ≥80 years old may experience a greater incidence of gastrointestinal grade 3/4 events (see 4 DOSAGE AND ADMINISTRATION).

8 ADVERSE REACTIONS

8.1 Adverse Reaction Overview

Adverse drug reactions (ADRs) considered by the investigator to be possibly, probably, or remotely related to the administration of capecitabine have been obtained from clinical studies conducted with capecitabine monotherapy (in adjuvant therapy of colon cancer, in metastatic colorectal cancer and metastatic breast cancer), and clinical studies conducted with capecitabine in combination with docetaxel (metastatic breast cancer) or in combination with oxaliplatin (metastatic colorectal cancer).

8.2 Clinical Trial Adverse Reactions

Colorectal Cancer, Monotherapy

Adjuvant Colon Cancer

Safety data of capecitabine monotherapy were reported from one phase III trial in adjuvant colon cancer (995 patients treated with capecitabine and 974 treated with i.v. 5FU/LV). The most frequently reported treatment related adverse events (≥ 10%) for capecitabine in this trial were gastrointestinal disorders, especially diarrhea, stomatitis, nausea, vomiting, hand-foot syndrome, fatigue and lethargy. The most frequent treatment-related undesirable effects (≥ 5%) reported in this trial are presented in the following table (Table 5).

Table 5 Summary of ADRs Reported in ≥ 5% of Patients with Colon Cancer Treated with Capecitabine Monotherapy or i.v. 5-FU/LV in the Adjuvant Setting

Adverse Event	Capecitabine 1250 mg/m²/bid (n=995)		i.v. 5-FU/LV* (n= 974)	
Body System/Adverse Event	**Total %**	**Grade 3/4 %**	**Total %**	**Grade 3/4 %**
Gastrointestinal				
Diarrhea	46	11	64	13
Stomatitis	22	2	60	14
Nausea	33	2	47	2
Vomiting	14	2	20	1
Abdominal pain	10	2	13	1
Constipation	6	-	7	<1
Abdominal pain upper	6	<1	5	<1
Dyspepsia	5	<1	4	-
Skin and Subcutaneous				
Hand-foot Syndrome**	60	17	9	<1
Alopecia	6	-	22	<1
Rash	6	-	8	-
Erythema	6	1	5	<1
General Disorders				
Fatigue	15	<1	15	1
Lethargy	10	<1	9	<1
Asthenia	9	<1	9	1
Pyrexia	4	<1	6	<1
Nervous System Disorders				
Dysgeusia	6	-	9	-
Dizziness	5	<1	4	-
Metabolism and Nutrition Disorders				
Anorexia	9	<1	10	<1
Eye				
Conjunctivitis	5	<1	5	<1
Blood and Lymphatic System				
Neutropenia	2	<1	8	5

*Mayo Clinic regimen

** Based on the post-marketing experience, persistent or severe palmar-plantar erythrodysaesthesia syndrome (grade 2 and above) can eventually lead to loss of fingerprints (see 7 WARNINGS AND PRECAUTIONS).

8.3 Less Common Clinical Trial Adverse Reactions

Rare or uncommon clinically relevant adverse reactions reported in <5% of metastatic colorectal cancer patients treated with capecitabine in combination with oxaliplatin (second-line), that were considered at least remotely related to treatment are shown below. Occurrences of each grade 3 and 4 adverse event are provided in parentheses.

Gastrointestinal: intestinal obstruction (2%)

Nervous: peripheral motor neuropathy (<1%), encephalopathy (<1%)
Blood & Lymphatic: febrile neutropenia (<1%), pancytopenia (<1%)
Respiratory: pulmonary embolism (<1%), laryngospasm (<1%), bronchospasm (<1%)
Vascular: thrombosis (<1%), deep vein thrombosis (<1%), embolism (<1%)
Psychiatric: anxiety (<1%)
Renal & urinary: renal failure acute (<1%)
Hepatobiliary: hepatic failure (<1%)
Cardiac: myocardial infarction (<1%)

Breast Cancer, Capecitabine Monotherapy
The following data (Table 6) are for the study in stage IV breast cancer patients who received a dose of 2500 mg/m^2 administered daily for 2 weeks followed by a 1-week rest period. The mean duration of treatment was 121 days. A total of 71 patients (13%) discontinued treatment because of adverse events/intercurrent illness.

Table 6 Capecitabine Monotherapy: Percent Incidence of Adverse Reactions in ≥5% of Patients Participating in the Phase II Trial in Stage IV Breast Cancer

	NCIC Grade		
Body System/ Adverse Event	**1 to 4**	**3**	**4**
GI			
Diarrhea	57	12	3
Nausea	53	4	-
Vomiting	37	4	-
Stomatitis	24	7	-
Abdominal pain	20	4	-
Constipation	15	1	-
Dyspepsia	8	-	-
Skin and Subcutaneous			
Hand-and-Foot Syndrome *	57	11	-
Dermatitis	37	1	-
Nail disorder	7	-	-
General			
Fatigue	41	8	-
Pyrexia	12	1	-
Pain in limb	6	1	-
Neurological			
Paraesthesia	21	1	-
Headache	9	1	-
Dizziness	8	-	-
Insomnia	8	-	-
Metabolism			
Anorexia	23	3	-
Dehydration	7	4	1
Eye			
Eye irritation	15	-	-
Musculoskeletal			
Myalgia	9	-	-
Cardiac			

Body System/ Adverse Event	NCIC Grade		
	1 to 4	3	4
Edema	9	1	-
Blood			
Neutropenia	26	2	2
Thrombocytopenia	24	3	1
Anemia	72	3	1
Lymphopenia	94	44	15
Hepatobiliary			
Hyperbilirubinemia	22	9	2

* Based on the post-marketing experience, persistent or severe palmar-plantar erythrodysaesthesia syndrome (grade 2 and above) can eventually lead to loss of fingerprints (see 7 WARNINGS AND PRECAUTIONS).

Locally advanced and/or Metastatic Breast Cancer, Combination with Docetaxel

The following data (Table 7) are for the combination study with capecitabine and docetaxel in patients with locally advanced and/or metastatic breast cancer. In the Capecitabine-Docetaxel combination arm, the treatment was capecitabine administered orally 1250 mg/m^2 twice daily as intermittent therapy (2 weeks of treatment followed by one week without treatment) for at least 6 weeks and docetaxel administered as a 1 hour intravenous infusion at a dose of 75 mg/m^2 on the first day of each 3 week cycle for at least 6 weeks. In the monotherapy arm, docetaxel was administered as a 1 hour intravenous infusion at a dose of 100 mg/m^2 on the first day of each 3 week cycle for at least 6 weeks. The mean duration of treatment was 129 days in the combination arm and 98 days in the monotherapy arm. A total of 66 patients (26%) in the combination arm and 49 (19%) in the monotherapy arm withdrew from the study because of adverse events. The percentage of patients requiring dose reductions due to adverse events were 65% in the combination arm and 36% in the monotherapy arm. The hospitalization rate for treatment-related adverse events was 28.7% in the combination arm and 26.3% in the monotherapy arm.

Table 7 Per Cent Incidence of Adverse Reactions in ≥5% of Patients Participating in the Combination Study of Capecitabine and Docetaxel in Metastatic Breast Cancer

Adverse Event	Capecitabine 1250 mg/m^2/bid (Intermittent Regimen)with Docetaxel 75 mg/m^2/3 weeks (n=251)			Docetaxel 100 mg/m^2/3 weeks (n=255)		
Body System/Adverse Event	NCIC Grade					
	Total %	Grade 3 %	Grade 4 %	Total %	Grade 3 %	Grade 4 %
GI						
Stomatitis	67	17.1	0.4	43	4.7	-
Diarrhea	64	13.5	0.4	45	5.4	0.4
Nausea	43	6.4	-	35	2.0	-
Vomiting	33	3.6	0.8	22	0.8	-
Constipation	14	1.2	-	12	-	-
Abdominal pain	14	2.0	-	9	0.8	-
Dyspepsia	12	-	-	5	0.4	-
Abdominal Pain Upper	9	-	-	6	-	-
Dry mouth	5	0.4	-	4	-	-

Adverse Event	Capecitabine 1250 mg/m²/bid (Intermittent Regimen)with Docetaxel 75 mg/m²/3 weeks (n=251)			Docetaxel 100 mg/m²/3 weeks (n=255)		
Body System/Adverse Event	**NCIC Grade**					
	Total %	**Grade 3 %**	**Grade 4 %**	**Total %**	**Grade 3 %**	**Grade 4 %**
Skin and Subcutaneous						
Hand-and-Foot Syndrome	63	24.3	-	8	1.2	-
Alopecia	41	6.0	-	42	6.7	-
Nail disorder	14	2.0	-	15	-	-
Dermatitis	8	-	-	9	0.8	-
Rash erythematous	8	0.4	-	4	-	-
Nail discolouration	6	-	-	4	0.4	-
Onycholysis	5	1.2	-	5	0.8	-
Pruritis	2	-	-	5	-	-
General						
Pyrexia	21	0.8	-	29	0.4	-
Asthenia	23	3.2	0.4	22	5.5	-
Fatigue	21	4.4	-	25	5.1	-
Weakness	13	1.2	-	9	2.0	-
Pain in limb	9	0.4	-	8	0.4	-
Lethargy	6	-	-	5	1.2	-
Pain	6	-	-	2	-	-
Neurological						
Dysgeusia	15	0.4	-	14	0.4	-
Headache	7	0.4	-	8	-	-
Paraesthesia	11	0.4	-	15	0.8	-
Dizziness*	9	-	-	6	0.4	-
Insomnia	4	-	-	5	0.4	-
Peripheral Neuropathy	5	-	-	10	0.8	-
Hypoaesthesia	4	-	-	7	0.4	-
Metabolism						
Anorexia	12	0.8	-	10	0.8	-
Appetite Decreased	10	-	-	4	-	-
Dehydration	8	2.0	-	5	0.4	0.4
Eye						
Lacrimation increased	12	-	-	5	-	-
Musculoskeletal						
Arthralgia	11	1.2	-	18	2.4	-
Myalgia	14	1.6	-	24	2.0	-
Back pain	7	0.8	-	6	0.8	-
Cardiac						
Edema lower limb	14	0.8	-	12	1.2	-
Edema NOS	4	-	-	5	-	0.8
Edema peripheral	4	-	-	5	0.4	-
Hematologic						
Neutropenia	17	4.8	10.8	16	2.7	11.8
Neutropenic fever	16	2.8	13.1	21	4.7	16.1
Anaemia	13	2.8	0.8	11	3.9	-
Respiratory						

Adverse Event	Capecitabine 1250 mg/m^2/bid (Intermittent Regimen)with Docetaxel 75 mg/m^2/3 weeks (n=251)			Docetaxel 100 mg/m^2/3 weeks (n=255)		
Body System/Adverse Event	**NCIC Grade**					
	Total %	**Grade 3 %**	**Grade 4 %**	**Total %**	**Grade 3 %**	**Grade 4 %**
Dyspnea	7	0.8	-	9	0.4	-
Cough	6	0.4	-	9	-	-
Sore throat	11	1.6	-	7	0.4	-
Epistaxis	5	0.4	-	5	-	-
Infections and Infestations						
Oral Candidiasis	6	0.4	-	7	0.4	-

- Not observed or applicable.
* Excluding vertigo

Listed below by body system are the adverse events in <5% of patients in the overall clinical trial safety database of 251 patients reported as related to the administration of capecitabine in combination with docetaxel and that were clinically at least remotely relevant. In parentheses is the incidence of grade 3 and 4 occurrences of each adverse event.

Gastrointestinal: hemorrhoids (0.39), ileus (0.39), necrotizing enterocolitis (0.39), esophageal ulcer (0.39), hemorrhagic diarrhea (0.80)

General: rigors (0.39), injection site infection (0.39), neuralgia (0.39)
Neurological: ataxia (0.39), syncope (1.20), taste loss (0.80), polyneuropathy (0.39), migraine (0.39)

Cardiac: supraventricular tachycardia (0.39)

Infection: neutropenic sepsis (2.39), lower respiratory tract infection NOS (0.39), pharyngitis (0.39), otitis media (0.39), sepsis (0.39), bronchopneumonia (0.39)

Blood and Lymphatic: agranulocytosis (0.39), prothrombin decreased (0.39)

Vascular: hypotension (1.20), venous phlebitis & thrombophlebitis (0.39), blood pressure increase (0.39), postural hypotension (0.80)

Renal: renal failure (0.39)

Hepatobiliary: jaundice (0.39), abnormal liver function tests (0.39), hepatic failure (0.39), hepatic coma (0.39), hepatotoxicity (0.39)

Immune System: hypersensitivity (1.20)

Capecitabine Monotherapy Metastatic Breast and Colorectal Cancer

Listed below by body system are the clinical adverse events in <5% of 875 patients (phase III colorectal studies - 596 patients, phase II colorectal study - 34 patients, phase II breast cancer monotherapy studies - 245 patients) reported as related to the administration of capecitabine and that were clinically at least remotely relevant.

In parentheses is the incidence of grade 3 or 4 occurrences of each adverse event.

Gastrointestinal: abdominal distension, esophagitis (0.2), intestinal obstruction (0.3), dysphagia, proctalgia, hemorrhoids, fecal abnormality, tongue disorder, ascites (0.1), gastric ulcer (0.1), gastrointestinal hemorrhage (0.2), ileus (0.3), incisional hernia, rectal disorder, swallowing painful, toxic dilation of intestine, melena, gastroenteritis (0.1) , flatulence, gastritis, duodenitis, colitis

Skin and Subcutaneous: nail disorder (0.1), sweating increased (0.1), face edema, photosensitivity reaction (0.1), urticaria, skin ulcer, genital pruritus, skin lesion, ecchymoses, hyperkeratosis, intertrigo, leg ulcer (excluding varicose), localized skin reaction, red face, rosacea, scab, foot ulcer (0.1), dry skin (<0.01), localized exfoliation, skin hyperpigmentation, skin fissures (< 0.02).

General: shivering, chest pain (0.2), influenza-like illness, hot flushes, palmar erythema, hiccups, pain (0.1), hoarseness, fluid retention, irritability, difficulty in walking, thirst, chest mass, collapse, fibrosis (0.1), hemorrhage, neck edema, sedation, sudden death unexplained (0.1), swelling, ulcer (0.1)

Neurological: insomnia, ataxia (0.5), sedation, syncope (0.1), tremor, dysphasia, encephalopathy (0.1), coordination abnormal, dysarthria, facial palsy, loss of consciousness (0.2), mental impairment, myoclonic jerks, peroneal nerve palsy (0.1), headache (0.5)

Metabolism: weight increase, malnutrition (0.2), appetite increased, food intolerance (0.1), hypertriglyceridemia (0.1), hypokalemia, diabetes control impaired (0.1), hypomagnesemia

Eye: vision abnormal, cataract

Respiratory: cough (0.1), epistaxis (0.1), sore throat, chest tightness, rhinitis, increased sputum production, bronchospasm (0.2), hemoptysis, nasal ulcer, pneumothorax, crackles, orthopnea, pharyngeal disorder, pleural disorder, respiratory distress (0.1), sneezing

Cardiac: tachycardia (0.1), bradycardia, arrhythmia, chest pain (cardiac) (0.2), atrial fibrillation, cardiac failure, cardiomyopathy, extrasystoles, myocardial/infarction (0.1), myocarditis (0.1), pericardial effusion

Infection: herpes simplex, upper respiratory tract infection (0.1), urinary tract infection (0.2), localized infection, sepsis (0.3), bronchitis (0.1), lower respiratory tract infection, cellulitis, fungal infection (0.3), pneumonia (0.1), bronchopneumonia (0.1), herpes zoster, infection (0.1), influenza, keratoconjunctivitis, laryngitis (0.1), superinfection , immune system compromise,

and/or disruption of mucous membranes, such as local and fatal systemic infections (including bacterial, viral, fungal etiologies) and sepsis

Musculoskeletal: myalgia, back pain, arthralgia (0.1), bone pain (0.1), neck pain, arthritis (0.1), calcaneal spur, muscle weakness

***Blood and Lymphatic*:** leucopenia (0.2), coagulation disorder (0.1), bone marrow depression (0.1), idiopathic thrombocytopenia purpura (1.0), pancytopenia (0.1)

Vascular: hypotension (0.2), hypertension (0.1), flushing, lymphoedema (0.1), hematoma, pulmonary embolism (0.2), cerebrovascular accident (0.1), transient ischemic attack, varicose veins, venous thrombosis (0.8)

Psychiatric*:* depression, confusion (0.1), amnesia, libido decreased, loss of confidence, mood alteration, personality change, psychogenic disorder

Renal: dysuria, urinary incontinence, hematuria, hydronephrosis (0.1), nocturia (0.1), urinary tract disorder, urine discolouration, polyuria, renal impairment (0.1), urinary retention

Reproductive System: intermenstrual bleeding, balanoposthitis, vaginal pain, nipple disorder, premenstrual tension syndrome

Ear: vertigo, earache, deafness, sensation of block in ear
Hepatobiliary: jaundice (0.3), hepatomegaly, hepatic pain, fatty liver, bile duct stone (0.1), hepatic fibrosis (0.1), hepatitis (0.1), hepatic cholestatic (0.1)

Injury and Poisoning: radiation recall syndrome (0.1), bruising, overdose, scratch

Surgical: paronychia drainage, postoperative complications, wound drainage increased

Immune System: food allergy, hypersensitivity (0.1)

Endocrine: cushingoid, hypothyroidism, hirsutism

Neoplasms: lipoma, solar keratosis (0.1)

The following table (Table 8) displays laboratory abnormalities observed in 949 patients, regardless of relationship to treatment with capecitabine in metastatic breast and colorectal cancer.

Table 8 Laboratory Abnormalities[a]: Capecitabine Monotherapy in Metastatic Breast and Colorectal Cancer.

Parameter[a]	Capecitabine 1250 mg/m^2 twice daily intermittent N=949			
	Patients with Grade 3 / 4 abnormality (%)	Patients with worsening from baseline of any grade (%)	Patients with worsening from baseline by 1 or 2 grades (%)	Patients with worsening from baseline by 3 or 4 grades (%)
Decreased hemoglobin	3.1	41.4	40.7	0.7
Decreased neutrophils	3.6	18.7	15.6	3.1
Decreased granulocytes	0.2	1.9	1.7	0.2
Decreased lymphocytes	44.4	58.2	53.1	5.1
Decreased platelets	2.0	20.4	18.8	1.6
Increased bilirubin	17.7	36.9	21.6	15.3
Increased ALAT (SGPT)	0.5	16.7	16.3	0.4
Increased ASAT (SGOT)	1.1	25.1	24.8	0.3
Increased serum creatinine	0.5	9.8	9.4	0.4
Increased alkaline phosphatase	3.5	27.2	27.2	0.0
Hyperglycemia	4.4	40.1	39.2	0.9

[a] Laboratory abnormalities were graded according to the categories of the NCIC CTC Grading System

Adverse Events Occurring in Special Patient Populations in Clinical Trials with Capecitabine Monotherapy in the Metastatic Setting

Geriatrics: Among the 21 patients (80 years of age and greater) with either metastatic breast or colorectal cancer who received capecitabine monotherapy (N=875), 6 (28.6%), 3 (14.3%), and 2 (9.5%) patients experienced reversible grade 3/4 diarrhea, nausea and vomiting, respectively. Among the 496 patients aged 60 to 79 years old, the incidence of gastrointestinal toxicity was similar to that in the overall population. Patients 70 to 79 years old (22%) had a higher incidence of hand-and-foot syndrome.

Hyperbilirubinemia: In 875 patients with either metastatic breast or colorectal cancer who received at least one dose of capecitabine 2500 mg/m^2 daily for 2 weeks followed by a 1-week rest period, grade 3 hyperbilirubinemia occurred in 133 (15.2%) and grade 4 hyperbilirubinemia occurred in 34 (3.9%) patients. Grade 3/4 hyperbilirubinemia occurred in 22.8% of the 566 patients with hepatic metastases and in 12.3% of the 309 patients without hepatic metastases at baseline. Of the 167 patients with grade 3 or 4 hyperbilirubinemia, 31 (18.6%) also had post-baseline elevations (grades 1 to 4, without elevations at baseline) in alkaline phosphatase and 46 (27.5%) had post-baseline elevations in transaminases at any time (not necessarily concurrent). The majority of these patients, 20 (64.5%) and 33 (71.7%), had liver metastases at baseline. In addition, 96 (57.5%) and 59 (35.3%) of the 167 patients had elevations (grades 1 to 4) at both pre- and post-baseline in alkaline phosphatase or transaminases, respectively. Only 13 (7.8%) and 5 (3.0%) had grade 3 or 4 elevations in alkaline phosphatase or transaminases.

8.4 Abnormal Laboratory Findings: Hematologic, Clinical Chemistry and Other Quantitative Data

The following table (Table 9) displays laboratory abnormalities observed in 995 patients, regardless of relationship to treatment, with capecitabine in the adjuvant treatment of colon cancer.

Table 9 Laboratory Abnormalities[a]: Capecitabine Monotherapy in Adjuvant Colon Cancer

Parameter	Capecitabine 1250 mg/m^2 twice daily intermittent N=995			
	Patients with Grade 3/4 abnormality (%)	Patients with worsening from baseline of any grade (%)	Patients with worsening from baseline by 1 or 2 grades (%)	Patients with worsening from baseline by 3 or 4 grades (%)
Increased ALAT (SGPT)	1.6	27.2	25.9	1.3
Increased ASAT (SGOT)	0.7	28.7	28	0.7
Increased alkaline phosphatase	0.1	26.0	25.9	0.1
Increased calcium	1.1	5.2	4.8	0.4
Decreased calcium	2.3	13.2	12.4	0.8
Decreased granulocytes	0.3	2.0	1.7	0.3
Decreased hemoglobin	1.1	27.8	27.7	0.1
Decreased lymphocytes	13	51.3	49.2	2.1
Decreased neutrophils	2.2	30.3	28.4	1.9
Decreased neutrophils/granulocytes	2.4	31.0	28.9	2.1
Decreased platelets	1.0	17.3	16.8	0.5
Decreased Potassium	0.3	19.9	19.7	0.2
Increased serum creatinine	0.1	13.8	13.8	0
Decreased Sodium	0.4	17.5	17.1	0.4
Increased bilirubin	20	50.3	31.7	18.6

*The incidence of grade 3/4 white blood cell abnormalities was 1.3% in the capecitabine arm and 4.9% in the I.V. 5-FU/LV arm.

[a] Laboratory abnormalities were graded according to the categories of the NCIC CTC Grading System.

Metastatic Colorectal Cancer

Presented in the following table (Table 10) are the most frequent adverse reactions (≥5%) with intensity reported as related (remotely, possibly or probably) to the administration of capecitabine (capecitabine) or 5-FU/leucovorin (LV). Rates are rounded to the nearest whole number. The data shown are from pooled phase III metastatic colorectal cancer trials, in which a total of 605 patients with metastatic colorectal cancer were treated with 2500 mg/m^2/day of capecitabine administered for 2 weeks followed by a 1-week rest period and 604 patients were administered 5-FU and leucovorin in the Mayo regimen (20 mg/m^2 leucovorin I.V. followed by 425 mg/m^2 I.V. bolus 5-FU, on days 1 to 5, every 28 days. The adverse event profile of 5-FU/LV in this study was consistent with the published literature. In the pooled colorectal database the median duration of treatment was 139 days for capecitabine treated patients and 140 days for 5-FU/LV treated patients. A total of 78 (13%) and 63 (11%) capecitabine and 5-FU/LV-treated patients, respectively, discontinued treatment because of adverse event/intercurrent illness.

Table 10 Pooled Phase III Metastatic Colorectal Trials of Capecitabine Monotherapy vs. 5-FU/LV: Percent Incidence of Adverse Reactions in ≥5% of Patients

Adverse Event	Capecitabine (n=596)			5-FU/LV (n=593)		
	NCIC Grade					
Body System/ Adverse Event	1 to 4	3	4	1 to 4	3	4
GI						
Diarrhea All	49	12	2	59	10	2
Nausea	38	3	-	47	2	-
Vomiting	23	3	-	27	3	-
Stomatitis All	25	2	-	62	14	1
Abdominal Pain	17	4	-	16	2	-
Gastrointestinal Motility Disorder	10	-	-	11	1	-
Constipation	7	-	-	8	-	-
Oral Discomfort	9	-	-	9	-	-
Skin and Subcutaneous						
Hand-and-Foot Syndrome**	53	17	-	6	1	-
Dermatitis	24	1	-	23	1	-
Skin Discoloration	7	-	-	5	-	-
Alopecia	6	-	-	21	-	-
General						
Fatigue/Weakness	32	3	-	38	3	-
Pyrexia	9	-	-	12	1	-
Neurological						
Paresthesia	9	-	-	5	-	-
Sensory Disturbance	6	-	-	11	-	-
Dizziness*	5	-	-	5	-	-
Metabolism						
Appetite decreased	20	1	-	25	2	-
Dehydration	4	2	-	6	2	-
Eye						
Eye Irritation	11	-	-	8	-	-
Respiratory						
Dyspnea	6	-	-	4	-	-
Cardiac						
Edema	5	-	-	3	-	-
Blood and Lymphatic						
Neutropenia	21	0.7	2	55	8	13
Thrombocytopenia Anemia	20	0.5	0.5	28	0.2	0.2
Lymphopenia	80	2	0.2	82	1	0.3
	93	29	8	92	30	8
Hepatobiliary						
Hyperbilirubinemia	49	18	5	25	3	3

- Not observed or applicable.

* Excluding vertigo

** Based on the post-marketing experience, persistent or severe palmar-plantar erythrodysaesthesia syndrome (grade 2 and above) can eventually lead to loss of fingerprints (see 7 WARNINGS AND PRECAUTIONS).

In the pooled phase III metastatic colorectal studies, dose reductions occurred in 34% of patients treated with capecitabine and in 42% with 5-FU. Dose reductions also occurred later with capecitabine than 5-FU/LV (median time to dose reduction was 76 and 36 days, respectively).

The hospitalization rate for the treatment-related adverse events was 11.6% for capecitabine treated patients and 18.0% for 5-FU/LV-treated patients. The predominant treatment-related adverse events leading to hospitalization in capecitabine and 5-FU/LV-treated patients, respectively, were diarrhea (4.2% vs. 3.7%), dehydration (2.2% vs. 1.5%), and stomatitis (0.2% vs. 3.7%).

Metastatic Colorectal Cancer, Combination Therapy

Capecitabine in combination with oxaliplatin

The following table (Table 11) shows the most frequent ADRs (≥5%) reported in patients with metastatic colorectal cancer who received second-line (Study NO16967) treatment with capecitabine in combination with oxaliplatin (XELOX). The intensity of adverse events was graded according to the toxicity categories of the NCI CTCAE Grading System Version 3.0.

Table 11 Summary of ADRs in ≥5% of Patients who Received Second-line Treatment with Capecitabine and Oxaliplatin for Metastatic Colorectal Cancer (Study NO16967)

	XELOX[a] (N=311)		**FOLFOX-4[b] (N=308)**	
Body system	**All**	**Grade 3/4**	**All**	**Grade 3/4**
Adverse drug reaction	**%**	**%**	**%**	**%**
Gastrointestinal Disorders				
Nausea	60	4	56	3
Diarrhea	57	20	49	5
Vomiting	43	3	34	3
Stomatitis	14	<1	30	1
Abdominal pain	30	5	24	5
Constipation	16	2	26	3
Dyspepsia	11	<1	7	-
Abdominal pain upper	6	<1	6	<1
Nervous system disorders				
Paraesthesia	33	4	32	3
Neuropathy peripheral	13	<1	10	-
Peripheral sensory	13	<1	16	2
neuropathy Dysgeusia	7	<1	11	-
Neuropathy	12	<1	9	<1
Dysaesthesia	10	<1	11	2
Dizziness	10	<1	9	-
Headache	10	<1	11	<1
Lethargy	6	2	6	<1
Hypoaesthesia	7	<1	6	<1
General disorders and administration site conditions				

	XELOX[a] (N=311)		FOLFOX-4[b] (N=308)	
Body system	**All**	**Grade 3/4**	**All**	**Grade 3/4**
Adverse drug reaction	**%**	**%**	**%**	**%**
Fatigue	41	7	42	9
Asthenia	19	3	18	5
Oedema Peripheral	5	<1	9	<1
Pyrexia	21	-	23	<1
Temperature intolerance	5	-	6	-
Chills	3	-	6	-
Blood and lymphatic system disorders				
Neutropenia	18	5	48	35
Thrombocytopenia	13	3	17	2
Anaemia	6	1	8	2
Metabolism and nutrition disorders				
Anorexia	32	4	27	2
Hypokalemia	8	4	5	3
Dehydration	6	3	5	2
Skin and subcutaneous tissue disorders				
Palmar-plantar erythrodysaesthesia syndrome	23	4	6	<1
Rash	10	-	7	<1
Alopecia	1	-	6	-
Respiratory, thoracic and mediastinal disorders				
Cough	7	<1	15	-
Dysaesthesia pharynx	11	2	4	<1
Epistaxis	3	-	7	<1
Dyspnea	9	1	10	2
Pharyngolaryngeal pain	3	-	5	-
Musculoskeletal and connective tissue disorders				
Pain in extremity	6	<1	5	<1
Pain in jaw	5	<1	4	-
Pain in back	10	2	14	3
Myalgia	4	-	7	<1
Investigations				
Weight decreased	6	<1	6	<1
Psychiatric disorders				
Insomnia	7	<1	12	-
Infections and Infestations				
Nasopharyngitis	4	-	6	<1
Vascular Disorders				
Flushing	3	-	6	-
Immune System Disorders				
Hypersensitivity	2	<1	6	4

[a]XELOX: Capecitabine (1000 mg/m^2 twice daily for 2 weeks followed by a 7-day rest period) and oxaliplatin (130 mg/m^2 as a 2- hour infusion on day 1 every three weeks).

[b]FOLFOX-4: leucovorin (200 mg/m^2 as a 2-hour infusion on days 1 and 2 every two weeks), 5-FU (400 mg/m^2 as a bolus injection, 600 mg/m^2 as a 22 hour infusion on days 1 and 2 every two weeks), and oxaliplatin (85 mg/m^2 as a 2 hour infusion on day 1 every two weeks).

8.5 Post-Market Adverse Reactions

The following additional adverse events have been identified during post-marketing use of capecitabine. Because these events are reported voluntarily from a population of uncertain size, it is not possible to reliably estimate their frequency or establish a causal relationship to capecitabine exposure.

Table 12 Adverse Drug Reactions Reported in the Post Marketing Setting

System Organ Class (SOC)	ADR(s)
Gastrointestinal	Serious gastro-intestinal disorders have been reported in patients exposed to capecitabine and include but are not limited to: necrotizing enterocolitis, ileus paralytic, gastrointestinal perforation and intestinal obstruction.
Cardiovascular	Thromboembolic events such as deep vein thrombosis, thrombophlebitis and pulmonary embolism have been reported.
Hepatobiliary disorders	Hepatic failure, Cholestatic hepatitis.
Renal and urinary disorders	Acute renal failure secondary to dehydration including fatal outcome (see 7 WARNINGS AND PRECAUTIONS).
Immune	Angioedema, Cutaneous lupus erythematosus, severe skin reactions such as Stevens-Johnson Syndrome (SJS) and Toxic Epidermal Necrolysis (TEN) (see 7 WARNINGS AND PRECAUTIONS).
Eye disorders	Lacrimal duct stenosis NOS, Corneal disorders including keratitis.
Nervous system disorders	Toxic leukoencephalopathy (see 7 WARNINGS AND PRECAUTIONS).

Exposure to crushed or cut Capecitabine tablets

In the instance of exposure to crushed or cut Capecitabine tablets, the following ADRs have been reported: eye irritation, eye swelling, skin rash, headache, paresthesia, diarrhea, nausea, gastric irritation, and vomiting.

9 DRUG INTERACTIONS

9.4 Drug-Drug Interactions

Sorivudine and analogues [5]: A clinically significant drug-drug interaction between sorivudine and 5-FU, resulting from the inhibition of dihydropyrimidine dehydrogenase by sorivudine, has been described. This interaction, which leads to increased fluoropyrimidine toxicity, is potentially fatal. Therefore, capecitabine must not be administered concomitantly with sorivudine or its chemically related analogues, such as brivudine. There must be at least a 4- week waiting period between end of treatment with sorivudine or its chemically related analogues such as brivudine and start of capecitabine therapy.

Phenytoin and Fosphenytoin: Increased phenytoin plasma concentrations have been reported during concomitant use of capecitabine with phenytoin, suggesting a potential interaction. Formal drug-drug interactions studies with phenytoin have not been conducted, but the mechanism of interaction is presumed to be inhibition of the CYP 2C9 isoenzyme system by capecitabine (see 9 DRUG INTERACTIONS, 9.4 Drug-Drug Interactions, Cytochrome P450 2C9 Substrates below). Patients taking phenytoin or fosphenytoin concomitantly with capecitabine should be regularly monitored for increased phenytoin plasma concentrations and associated clinical symptoms.

Coumarin Anticoagulants: Altered coagulation parameters and/or bleeding have been reported in patients taking capecitabine concomitantly with coumarin-derivative anticoagulants such as warfarin and phenprocoumon. These events occurred within several days and up to several months after initiating capecitabine therapy and, in a few cases, within one month after stopping capecitabine. In a drug interaction study with single-dose warfarin administration, there was a significant increase in the mean AUC (+57%) of S-warfarin. These results suggest an interaction, probably due to an inhibition of the cytochrome P450 2C9 isoenzyme system by capecitabine. In a clinical interaction study, after a single 20 mg dose of warfarin, capecitabine treatment increased the AUC of S-warfarin by 57% with a 91% increase in INR value. Patients taking coumarin- derivative anticoagulants concomitantly with capecitabine should be monitored regularly for alterations in their coagulation parameters (PT or INR) and the anticoagulant dose adjusted accordingly.

Cytochrome P450 2C9 Substrates: No formal drug-drug interaction studies with capecitabine and other drugs known to be metabolized by the cytochrome P450 2C9 isoenzyme have been conducted. Care should be exercised when capecitabine is co-administered with these drugs, which are metabolized by cytochrome P450 2C9 such as for example warfarin or phenytoin. Patients receiving concomitant capecitabine and oral coumarin-derivative anticoagulant therapy should have their anticoagulant response (INR or prothrombin time) monitored closely and the

[5] sorivudine and its chemically related analogues, such as brivudine are not authorized for sale in Canada.

anticoagulant dose adjusted accordingly. Patients taking phenytoin concomitantly with capecitabine should be regularly monitored for increased phenytoin plasma concentrations.

Antacid: The effect of an aluminum hydroxide and magnesium hydroxide-containing antacid (Maalox) on the pharmacokinetics of capecitabine was investigated in 12 cancer patients. There was a small increase in plasma concentrations of capecitabine and one metabolite (5'DFCR); there was no effect on the 3 major metabolites (5'DFUR, 5-FU and FBAL).

Leucovorin: A phase I study evaluating the effect of leucovorin on the pharmacokinetics of capecitabine was conducted in 22 cancer patients. Leucovorin has no effect on the pharmacokinetics of capecitabine and its metabolites; however, the toxicity of capecitabine may be enhanced by leucovorin.

Oxaliplatin: No clinically significant differences in exposure to capecitabine or its metabolites, free platinum or total platinum occurred when capecitabine and oxaliplatin were administered in combination.

9.5 Drug-Food Interactions

The effect of food on the pharmacokinetics of capecitabine was investigated in 11 cancer patients. The rate and extent of absorption of capecitabine is decreased when administered with food. The effect on $AUC_{0-\infty}$ of the 3 main metabolites in plasma (5'DFUR, 5-FU, FBAL) is minor. In all clinical trials, patients were instructed to take capecitabine within 30 minutes after a meal. Therefore, since current safety and efficacy data are based upon administration with food, it is recommended CAPECITABINE be administered with food.

10 CLINICAL PHARMACOLOGY

10.1 Mechanism of Action

Capecitabine is a tumour- activated antineoplastic agent (antimetabolite) belonging to the novel fluoropyrimidine carbamate class. It was rationally designed as an orally administered precursor of 5'-deoxy-5-fluorouridine (5'-DFUR). Capecitabine is selectively activated to the cytotoxic moiety, 5-fluorouracil (5-FU), by thymidine phosphorylase in tumours.

Within normal and tumour cells, 5-FU is further metabolized to 5-fluoro-2'-deoxyuridine monophosphate (FdUMP) and 5-fluorouridine triphosphate (FUTP) which cause cell injury by both DNA and RNA-derived mechanisms (see 14 CLINICAL TRIALS, 14.3 Comparative Bioavailability Studies, Detailed Pharmacology section for more information).

Bioactivation: Capecitabine is absorbed unchanged from the gastrointestinal tract, metabolized primarily in the liver by the 60kDa carboxylesterase to 5'-Deoxy-5-fluorocytidine (5'-DFCR) which is then converted to 5'-DFUR by cytidine deaminase, principally located in the liver and tumour tissue. Further metabolism of 5'-DFUR to the pharmacologically-active agent 5-FU occurs mainly

at the site of the tumour by thymidine phosphorylase (dThdPase), which has levels considerably higher in tumour tissues compared to normal tissues (see the following figure for the metabolic pathway of capecitabine). Healthy liver tissues also contain a relatively high activity of dThdPase. In human cancer xenograft models, capecitabine demonstrated a synergistic effect in combination with docetaxel which may be related to the upregulation of thymidine phosphorylase by docetaxel.

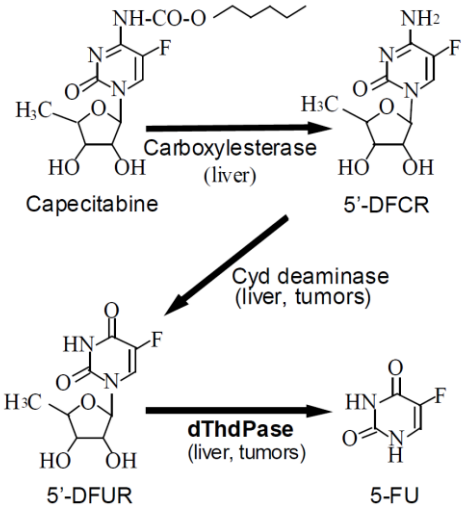

10.3 Pharmacokinetics

Pharmacokinetic Parameters: Table 13 below shows the pharmacokinetic parameters of capecitabine, 5'-DFCR, 5'-DFUR and 5-FU in plasma at steady-state (day 14) following administration of the recommended dose (1255 mg/m^2 b.i.d.) in 8 cancer patients. The peak of plasma concentrations of intact drug, 5'-DFCR, 5'-DFUR and 5-FU is reached rapidly and then concentrations decline with a short half-life for all species.

Table 13 Descriptive Statistics on the Pharmacokinetic Parameters Estimated on Day 14 after Administration of Capecitabine (1255 mg/m^2) in 8 Cancer Patients

Parameter	Capecitabine	5'-DFCR	5'-DFUR	5-FU	FUH_2	FBAL
C_{max} (mcg/mL)	3.99 (56%)	1.71 (236%)	9.37 (94%)	0.709 (87%)	0.442 (103%)	5.32 (26%)
t_{max} (h)	1.50 (0.78-2.17)	2.00 (0.78-4.08)	2.00 (1.28-4.08)	2.00 (1.28-4.08)	2.28 (2.00-4.08)	3.34 (3.00-5.58)
AUC_{0-t} (mcg.h/mL)	7.29 (32%)	3.97 (175%)	19.9 (57%)	1.62 (62%)	1.20 (153%)	30.0 (20%)
$AUC_{0-\infty}$ (mcg.h/mL)	7.40 (34%)	5.21 (140%)	21.7 (63%)	1.63 (74%)	2.15 (67%)	35.2 (27%)
$t_{1/2}$ (h)	0.85 (88%)	1.11 (80%)	0.66 (17%)	0.76 (25%)	1.14 (26%)	3.23 (40%)

Geometric means (CV) are reported for C_{max}, AUC_{0-t} and $AUC_{0-\infty}$. Median values (min-max) are reported for t_{max}. Arithmetic means (CV) are reported for $t_{1/2}$.

After oral administration, plasma data indicate an extensive and rapid conversion to the first two metabolites in plasma, 5'-DFCR and 5'-DFUR. The peak plasma concentrations for the drug and its two first metabolites occurs shortly (median t_{max} of 1.50 to 2.0 h) after capecitabine administration. Concentrations then decline exponentially with half-lives of 0.85 h (arithmetic mean), 1.11 h and 0.66 h for intact drug, 5'-DFCR and 5'-DFUR, respectively. Following administration of 1255 mg/m^2, a high $AUC_{0-\infty}$ is obtained for 5'-DFUR (geometric mean = 21.7 mcg h/mL, CV = 63%, n = 8). On day 14, the systemic exposure (AUC) to 5-FU is approximately 13 times lower than the systemic exposure to 5'-DFUR.

In plasma, the peak of FBAL concentration occurred approximately 3 h after drug intake. The decline in FBAL concentration is characterized by a half-life of 3.23±1.29 h. Plasma concentrations of FBAL are high (1.6 times those of 5'-DFUR and 22 times those of 5-FU), which probably reflects the extensive formation of 5-FU in the tumour and other tissues.

Absorption, Distribution, Metabolism and Excretion: Capecitabine reached peak blood levels in about 1.5 hours (T_{max}) with peak 5-FU blood levels occurring slightly later, at 2 hours. Administration with food decreases the rate of capecitabine absorption but only results in a minor decrease in the AUC's of 5'-DFUR and 5-FU (see 7 WARNINGS AND PRECAUTIONS and 4 DOSAGE AND ADMINISTRATION). Plasma protein binding of capecitabine and its metabolites is low (less than 60%) and is not concentration dependent. Capecitabine was primarily bound to human albumin (approximately 35%). Capecitabine is extensively metabolized to 5-FU. The enzyme dihydropyrimidine dehydrogenase hydrogenates 5-FU, the product of capecitabine metabolism, to the much less toxic, 5-fluoro-5, 6-dihydro-fluorouracil (FUH2). Dihydropyrimidinase cleaves the pyrimidine ring to yield 5-fluoro-ureido-propionic acid (FUPA). Finally, β-ureido-propionase cleaves FUPA to α-fluoro-β-alanine (FBAL) which is cleared in the urine. Over 70% of the administered capecitabine dose is recovered in urine as drug-related material, about 50% of it as FBAL.

Phase I studies evaluating the effect of capecitabine on the pharmacokinetics of either docetaxel or paclitaxel and vice versa showed no effect by capecitabine on the pharmacokinetics of docetaxel or paclitaxel (C_{max} and AUC) and no effect by docetaxel or paclitaxel on the pharmacokinetics of 5'-DFUR (the most important metabolite of capecitabine).

Pharmacokinetics in Colorectal Tumours and Adjacent Healthy Tissue: Following oral administration of capecitabine (1255 mg/m^2 b.i.d. 5 to 7 days) in patients with colorectal cancer, concentrations of 5-FU were significantly greater in primary tumour than in adjacent healthy tissue (geometric mean ratio 2.5; CI:1.5 to 4.1) and in plasma (geometric mean ratio 14).

Special Populations and Conditions

A population pharmacokinetic analysis was carried out after capecitabine treatment of 505 patients with metastatic colorectal cancer dosed at 2500 mg/m^2/day. Gender, race, presence or absence of liver metastasis at baseline, Karnofsky Performance Status, total bilirubin, serum albumin, ASAT and ALAT had no statistically-significant effect on the pharmacokinetics of 5'-DFUR, 5- FU and FBAL.

- **Geriatrics:** Based on the population pharmacokinetic analysis which included patients with a wide range of ages (27 to 86 years) and included 234 (46%) patients greater or equal to 65, age has no influence on the pharmacokinetics of 5'-DFUR and 5-FU. The AUC of FBAL increased with age (20% increase in age results in a 15% increase in the AUC of FBAL). This increase is likely due to a change in renal function (see 10 CLINICAL PHARMACOLOGY, 10.3 Pharmacokinetics, Renal Insufficiency). However, the elderly may be pharmacodynamically more sensitive to the toxic effects of 5-FU (see 7 WARNINGS AND PRECAUTIONS, 7.1.4 Geriatrics and 4 DOSAGE AND ADMINISTRATION).

- **Sex:** Based on population pharmacokinetic analysis including 202 females (40%) and 303 males (60%), gender has no influence on the pharmacokinetics of 5'-DFUR, 5-FU and FBAL.

  Ethnic Origin: Based on population pharmacokinetic analysis of 455 white patients (90.1%), 22 black patients (4.4%) and 28 patients of other race or ethnicity (5.5%), the pharmacokinetics of black patients were not different compared to white patients. For the other minority groups the numbers were too small to draw a conclusion.

- **Hepatic Insufficiency:** Capecitabine has been evaluated in patients with mild to moderate hepatic dysfunction due to liver metastases. Both C_{max} and $AUC_{0-\infty}$ of capecitabine, 5'-DFUR and 5-FU were increased by 49%, 33% and 28% and by 48%, 20% and 15%, respectively. Conversely, C_{max} and AUC of 5'-DFCR decreased by 29% and 35%, respectively. Therefore, bioactivation of capecitabine is not affected. There are no pharmacokinetic data on patients with severe hepatic impairment (see 7 WARNINGS AND PRECAUTIONS and 4 DOSAGE AND ADMINISTRATION).

- **Renal Insufficiency:** Based on a pharmacokinetic study in cancer patients with mild to severe renal impairment, there is no evidence for an effect of creatinine clearance on the pharmacokinetics of intact drug and 5-FU. Creatinine clearance was found to influence the systemic exposure to 5'-DFUR (35% increase in AUC when creatinine clearance decreases by 50%) and to FBAL (114% increase in AUC when creatinine clearance decreases by 50%). FBAL is a metabolite without antiproliferative activity; 5'-DFUR is the direct precursor of 5-FU.

  As seen with 5-FU, the incidence of related grade 3 or 4 adverse events is higher in patients with moderate renal impairment (creatinine clearance 30-50 mL/min) (see 2 CONTRAINDICATIONS, 7 WARNINGS AND PRECAUTIONS and 4 DOSAGE AND ADMINISTRATION).

For more detailed information on the pharmacokinetics of capecitabine, please refer to 14 CLINICAL TRIALS, 14.3 Comparative Bioavailability Studies, Detailed Pharmacology.

11 STORAGE, STABILITY AND DISPOSAL

CAPECITABINE tablets should be stored at 15-30ºC and in the original package.

12 SPECIAL HANDLING INSTRUCTIONS

Disposal of unused/expired medicines

The release of pharmaceuticals in the environment should be minimized. Medicines should not be disposed of via wastewater and disposal through household waste should be avoided. Use established “collection systems”, if available in your location.

Special handling using appropriate equipment and disposal procedures, should be taken as CAPECITABINE is a cytotoxic drug. Any unused medicinal product or waste material should be disposed of in accordance with local requirements.

PART II: SCIENTIFIC INFORMATION

13 PHARMACEUTICAL INFORMATION

Drug Substance

Proper name:	capecitabine
Chemical name:	5'-Deoxy-5-fluoro-N-[(pentyloxy)carbonyl]-cytidine
Molecular formula and molecular weight:	$C_{15}H_{22}FN_3O_6$; 359.35 g / mol

Structural formula:

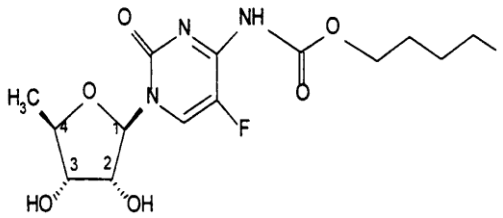

Physicochemical properties:

Physical Form:	white to off-white crystalline powder
Solubility:	Water 2.6 g/100 mL
pKa:	8.8 (in water and titrated with 0.1 N KOH with bubbling N_2)
Partition co-efficient:	octanol/buffer: log P =4.4-0.98 (range for pH 5.0-9.5)
Melting Point:	120ºC with decomposition

14 CLINICAL TRIALS

14.1 Trial Design and Study Demographics

In a phase I study with capecitabine, the maximum-tolerated dose as a single agent in the treatment of patients with solid tumours was 3000 mg/m^2 when administered daily for 2 weeks, followed by a 1-week rest period. The dose-limiting toxicities were diarrhea and leucopenia.

14.2 Study Results

Colorectal Carcinoma
Adjuvant Colon Cancer
Data from one open-label, multicenter, randomized, controlled, non-inferiority, phase III clinical trial in patients with stage III (Dukes C) colon cancer supports the use of capecitabine for the adjuvant treatment of patients with stage III colon cancer (X-ACT Study: M66001). In this trial, 1987 patients were randomized to treatment with monotherapy capecitabine (1250 mg/m^2 twice daily for 2 weeks followed by a 1-week rest period and given as 3-week cycles for 24 weeks) (N=1004) or 5-FU and leucovorin (Mayo regimen: 20 mg/m^2 leucovorin i.v. followed by 425 mg/m^2 i.v. bolus 5-FU, on days 1 to 5, every 28 days for 24 weeks) (N=983). Although this trial used bolus 5-FU in the control arm, infusional 5-FU has been shown to be superior to bolus 5- FU.

The primary efficacy endpoint was disease-free survival. The original conditional approval was based on primary analysis at a median follow-up time of 3.8 years which showed. Capecitabine was at least equivalent to i.v. 5-FU/LV in disease-free survival (p=0.0001, non-inferiority margin 1.2) with a trend towards superiority in disease-free survival. The full approval was based on an updated analysis at a median follow-up time of 6.9 years which confirmed capecitabine to be at least equivalent to 5-FU/LV in disease-free survival although there was no longer a trend toward superiority in disease-free survival (p=0.06). A summary of the results is provided in Table 14. Compared with 5-FU/LV, capecitabine was associated with lower incidence of stomatitis, neutropenia and febrile neutropenia but with a considerably higher incidence of hand-and-foot syndrome and hyperbilirubinemia in the adjuvant treatment of patients with Dukes Stage C colon cancer.

Figure 1: Kaplan-Meier Estimates of Disease-free Survival (All Randomized Population)

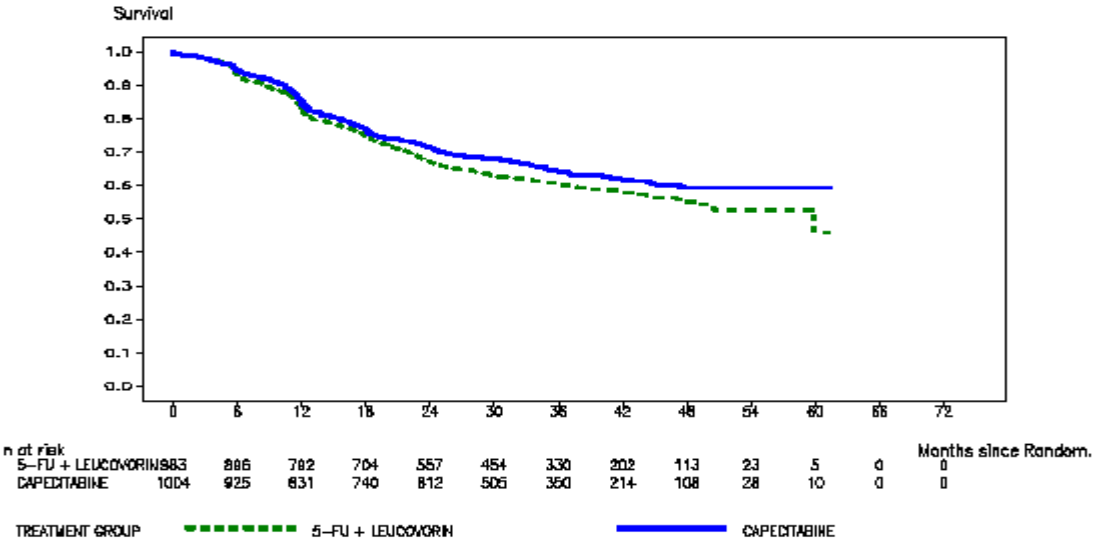

Table 14 Efficacy of Capecitabine vs 5-FU/LV in Adjuvant Treatment of stage III (Dukes Stage C) Colon Cancer

Design	Drug/Dosage	No. of Patients Enrolled -Demographic Data	Results of Primary Analysis – median follow-up 3.8 years	Results of Updated Analysis –median follow-up 6.9 years
PIVOTAL PHASE III STUDY (X-ACT Study) randomized, controlled, multicenter patients with stage III (Dukes' stage C) colon cancer	capecitabine 2500 mg/m^2/day for 2 weeks with a 1 week rest period [given as 3 week cycles for a total of 8 cycles (24 weeks)] 5-FU/leucovorin (LV) Mayo regimen - 20 mg/m^2 leucovorin I.V. followed by 425 mg/m^2 I.V. bolus 5-FU on days 1 to 5, every 28 days [given as 4 week cycles for a total of 6 cycles (24 weeks)]	N=1004 Age (yrs) - Md: 62; range: 25 - 80 M/F: 542(54%)/ 461(46%) ECOG Score: 0 (%) 849 (85) 1 (%) 152 (15) Node Status[a] : N1 (%) 695 (69) N2 (%) 305 (30) Other (%) 4 (0.4) N=983 Age (yrs) - Md: 63; range: 22 - 82 M/F: 532(54%)/ 451 (46%) ECOG Score: 0 (%) 830 (85) 1 (%) 147 (15) Node Status[a]: N1 (%) 694 (71) N2 (%) 288 (29) Other (%) 1 (0.1)	**All Randomized Population:** Disease-Free Survival Hazard Ratio[b] = 0.87 (95% C.I. 0.75-1.00); p[c] = 0.053 3-year disease-free survival rate capecitabine - 64% 5-FU/LV - 61% Overall Survival Hazard Ratio[b] = 0.84 (95% C.I. 0.69-1.01; p[c] = 0.071) 3-year overall survival rate capecitabine - 81% 5-FU/LV - 78% **Per Protocol Population:** Disease-Free Survival Hazard Ratio[b] = 0.89 (95% C.I. 0.76-1.04);	**All Randomized Population:** Disease-Free Survival Hazard Ratio[b] = 0.88 (95% C.I. 0.77-1.01); p[c] = 0.068 5-year disease-free survival rate capecitabine – 60.8% 5-FU/LV – 56.7% Overall Survival Hazard Ratio[b] = 0.86 (95% C.I. 0.69-1.01; p[c] = 0.060) 5-year overall survival rate capecitabine – 71.4% 5-FU/LV – 68.4% **Per Protocol Population:** Disease-Free Survival Hazard Ratio[b] = 0.92 (95% C.I. 0.80-1.06);

			p^c = 0.157 3-year disease free survival rate capecitabine - 65% 5-FU/LV - 63% Overall Survival Hazard Ratio[b] = 0.90 (95% C.I. 0.73-1.10); p^c = 0.298 3-year overall survival rate capecitabine – 83% 5-FU/LV – 80%	p^c = 0.2743 5-year disease free-survival rate capecitabine – 60.9% 5-FU/LV – 58.4% Overall Survival Hazard Ratio[b] = 0.93 (95% C.I. 0.73-1.09); p^c = 0.357 5-year overall survival rate capecitabine – 72% 5-FU/LV – 70.5%

[a]N1- tumor in 1-3 regional lymph nodes; N2- tumor in ≥ 4 regional lymph nodes
[b] Capecitabine versus 5-FU/LV; Non-inferiority margin of 1.20 corresponds to the retention by capecitabine of approx. 75% of the 5-FU/LV effect on DFS
[c] Wald chi square test for differences of capecitabine vs 5-FU/LV

Metastatic Colorectal Cancer

Data from two multicenter, randomized, controlled phase III clinical trials involving 603 patients and one randomized phase II trial of 34 patients support the use of capecitabine in the first-line treatment of patients with metastatic colorectal carcinoma (refer to Table 15).

Table 15 Clinical Studies in Metastatic Colorectal Carcinoma - Monotherapy

-Design -Diagnosis	Drug/Dosage	No. of Patients Enrolled -Demographic Data	Results
PIVOTAL PHASE III STUDIES <u>Study 1:</u> randomized, controlled, multicenter	-capecitabine 2500 mg/m^2/day for 2 weeks with a 1 week rest period (given as 3 week cycles)	N=302 Age (yrs) - Md: 64; range: 23 -86 M/F: 181(60%)/ 121(40%) Karnofsky PS- Md: 90%; range: 70 - 100 Colon /Rectum: 222 (74%)/ 79 (26%) Prior radiation therapy: 52 (17%) Prior adjuvant 5-FU: 84 (28%)	-overall response rate: capecitabine - 21% 5-FU/LV - 11% (p=0.0014) -median time to progression: capecitabine - 128 days 5-FU/LV - 131 days (p=0.90)
	-5-FU/leucovorin (LV) Mayo regimen*	N=303 Age (yrs) - Md: 63; range: 24 - 87 M/F: 197(65%)/ 106(35%) Karnofsky PS- Md: 90%; range: 70 - 100 Colon /Rectum: 232 (77%)/ 70 (23%) Prior radiation therapy: 62 (21%) Prior adjuvant 5-FU: 110 (36%)	-median survival: capecitabine - 380 days 5-FU/LV - 407days (p=0.24)
<u>Study 2:</u> randomized, controlled, multicenter	-capecitabine 2500 mg/m^2/day for 2 weeks with a 1 week rest period (given as 3 week cycles)	N=301 Age (yrs) - Md: 64; range: 29 - 84 M/F: 172(57%)/ 129(43%) Karnofsky PS- Md: 90%; range: 70 - 100 Colon /Rectum: 199 (66%)/ 101 (34%) Prior radiation therapy: 42 (14%) Prior adjuvant 5-FU: 56 (19%)	-overall response rate: capecitabine - 21% 5-FU/LV - 14% (p=0.027) -median time to progression: capecitabine - 137 days 5-FU/LV - 131 days (p=0.68)
	-5-FU/leucovorin (LV) Mayo regimen*	N=301 Age (yrs) - Md: 64; range: 36 - 86 M/F: 173(57%)/ 128(43%) Karnofsky PS- Md: 90%; range: 70 - 100 Colon /Rectum: 196 (65%)/ 105 (35%) Prior radiation therapy: 42 (14%) Prior adjuvant 5-FU: 41 (14%)	-median survival: capecitabine - 404 days 5-FU/LV - 379 days (p=0.30)

-Design -Diagnosis	Drug/Dosage	No. of Patients Enrolled -Demographic Data	Results
PHASE II STUDY randomized, open label	-capecitabine 1331 mg/m^2/day (continuous) -capecitabine 2510 mg/m^2/day (intermittent) -capecitabine 1657 mg/m^2/day/ leucovorin 60 mg/day (intermittent)	39 34 35 Patients with advanced and/or metastatic colorectal carcinoma	-objective response rate: 22% 25% 24%

*20 mg/m^2 leucovorin I.V. followed by 425 mg/m^2 I.V. bolus 5-FU on days 1 to 5, every 28 days.

Capecitabine was superior to 5-FU/LV for objective response rate in Study 1 and Study 2. The response rate observed in patients receiving the Mayo regimen was consistent with the published literature. It was also observed that in patients who received prior adjuvant chemotherapy the objective response rate was 15.3% and 14.5% for capecitabine and 5.5% and 4.4% (Study 1 and 2, respectively) for 5-FU/LV. There was no difference in time to disease progression and survival as compared to 5-FU/LV for both studies.

Combination therapy – Second-line treatment of metastatic colorectal cancer

Data from a multicenter, randomized, controlled phase III clinical study (NO16967) support the use of capecitabine in combination with oxaliplatin for the second-line treatment of metastatic colorectal cancer. In this trial, 627 patients with metastatic colorectal carcinoma who have received prior treatment with irinotecan in combination with a fluoropyrimidine regimen as first-line therapy were randomized to treatment with XELOX or FOLFOX-4. For the dosing schedule of capecitabine and FOLFOX-4, refer to Table 16 below.

Table 16 Treatment Regimens in Study NO16967

	Treatment	Starting Dose	Schedule
FOLFOX-4	Oxaliplatin	85 mg/m^2 IV 2 h	Oxaliplatin on Day 1, every 2 weeks
	Leucovorin	200 mg/m^2 IV 2 h	Leucovorin on Day 1 and 2, every 2 weeks
	5-Fluorouracil	400 mg/m^2 IV bolus, 600 mg/ m^2 IV 22 h	5-fluorouracil IV bolus/infusion, each on Days 1 and 2 , every 2 weeks
XELOX	Oxaliplatin Capecitabine	130 mg/m^2 IV 2 h 1000 mg/m^2 oral bid	Oxaliplatin on Day 1, every 3 weeks Capecitabine oral bid for 2 weeks (followed by 1 week off treatment)

5-Fluorouracil: IV bolus injection immediately after leucovorin

XELOX is at least equivalent to FOLFOX-4 in terms of progression-free survival in the per protocol population and intent-to-treat population in the investigator assessments.

Progression- free survival by the IRC assessment also met the NI margin of 1.23 (HR = 0.93; 95% CI [0.74; 1.17]). Exploratory subgroup analyses for PFS (EP population) and OS (ITT population) for age suggest that XELOX may be less effective than FOLFOX-4 in patients ≥ 65 years of age (HR 1.32, 95% CI, 0.98-1.78 and HR 1.34, 95% CI, 1.00-1.80, respectively).

No quality of life data was collected. The median follow up at the time of the primary analyses in the intent-to-treat population was 2.1 years; data from analyses following an additional 6 months of follow up are also included in the table below.

Table 17 Key Non-Inferiority Efficacy Results for the Primary Analysis and 6-month Follow-up Data (PPP and ITT Populations, Study NO16967)

PRIMARY ANALYSIS PFS by Investigator Assessment*					
	XELOX		FOLFOX-4		
Population	# events	Median Time to Event (Days)	# events	Median Time to Event (Days)	HR (97.5% CI)
PPP	244	154	247	168	1.03 (0.87; 1.24)
ITT	301	144	301	146	0.97 (0.83; 1.14)
OS ADDITIONAL 6-MONTHS OF FOLLOW UP					
ITT	270	363	270	382	1.02 (0.86; 1.21)

*PFS by IRC assessment (PPP) met the NI margin of 1.23 (HR = 0.93; 95% CI [0.74; 1.17])

Breast Carcinoma:
Capecitabine has been evaluated in breast cancer clinical trials in combination with docetaxel and as monotherapy. Table 18 summarizes data from a pivotal combination trial as well as from one pivotal and two supportive monotherapy phase II clinical trials.

Capecitabine in Combination with Docetaxel: The dose of capecitabine used in combination with docetaxel in the phase III clinical trial was based on the results of a phase I study, where a range of doses of docetaxel given every 3 weeks in combination with an intermittent regimen of capecitabine were evaluated. The combination dose regimen was selected based on the tolerability profile of the 75 mg/m^2 every 3 weeks of docetaxel in combination with 1250 mg/m^2 twice daily for 14 days of capecitabine administered every 3 weeks. The approved dose of 100 mg/m^2 of docetaxel administered every 3 weeks was the control arm of the phase III study.

As shown in Table 18, capecitabine in combination with docetaxel resulted in statistically significant improvement in time to disease progression, overall survival and objective response rate compared to monotherapy with docetaxel.

Health Related Quality of Life (HRQoL) was assessed using EORTC QLQ-C30 (version 2) and Breast Cancer Module of the EORTC (BR23). HRQoL was similar in the two treatment groups. Approximately 11% of patients in the combination arm and 10% in the monotherapy arm did not

complete a quality of life questionnaire at least once either at baseline or during the treatment phase.

Table 18 Clinical Studies in Breast Carcinoma

-Design -Diagnosis	Drug/Dosage	No. Women Enrolled	Results
PIVOTAL STUDY - MONOTHERAPY			
-open label -females with advanced or metastatic breast cancer refractory to previous paclitaxel therapy: (77% resistant, 23% failed paclitaxel; 41% resistant, 26% failed anthracycline therapy; 82% prior 5-FU exposure).	-capecitabine 2510 mg/m^2/day for 2 weeks with a 1 week rest period (given as 3 week cycles)	162 (135 measurable disease)	-overall response rate (ORR) intent- to-treat (n=135): 20% (95% CI:13.6-27.8); 3 complete responses -ORR (standard population, n=117): 23% (min. 6 weeks therapy) -median duration of response: 241 days -median time to progression: 93 days -median survival: 384 days -clinical benefit response: positive 29 pts. (20%); stable 45 pts. (31%). In 51 pts. with baseline pain ≥20 mm (visual analogue scale), 24 pts. (47%) positive response in pain intensity (≥50% decrease)
SUPPORTIVE STUDIES - MONOTHERAPY			
-open label, randomized, parallel group -females ≥55 with advanced or metastatic breast cancer without previous chemotherapy (other than adjuvant treatment)	-capecitabine 2510 mg/m^2/day for 2 weeks with a 1 week rest period (given as 3 week cycles) -Cytoxan, methotrexate, 5FU (CMF) 600/40/600 mg/m^2 iv q3 weeks.	95	-capecitabine response rate: 25% (95%CI: 14%-37%) -CMF response rate: 16% (95% CI: 5%-33%) -median time to disease progression: capecitabine-132 days; CMF-94 days
-open-label, randomized parallel group -females with disease progression within 12 months of previous anthracycline treatment	-capecitabine 1331 mg/m^2/day (continuous) for 6 weeks -capecitabine 2510 mg/m^2/day for 2 weeks with a 1 week rest period (given as 3 week cycles) (intermittent) -paclitaxel 175 mg/m^2/q 3weeks	44	-capecitabine response rate (intermittent arm): 36% (95%CI: 17-59%); 3 complete responses -paclitaxel response rate: 21% (95% CI: 6-46%). -median time to disease progression: capecitabine 92 days; paclitaxel 95 days.
PIVOTAL STUDY – COMBINATION THERAPY			

-Design -Diagnosis	Drug/Dosage	No. Women Enrolled	Results
-open label, randomized, parallel group -females with advanced and/or metastatic breast cancer resistant to or recurring during or after anthracycline-containing therapy or relapsing during or recurring within 2 years of completing anthracycline-containing adjuvant therapy	-capecitabine 2500 mg/m^2/day for 2 weeks with a 1 week rest period in combination with docetaxel 75 mg/m^2 every 3 weeks -docetaxel 100 mg/m^2 every 3 weeks	255 256	Response Rate Combination therapy: 41.6% Docetaxel monotherapy: 29.7% (p=0.0058) Time to Disease Progression Combination therapy: 186 days Docetaxel monotherapy: 128 days (p=0.0001) Hazard Ratio: 0.643 Overall Survival Combination therapy: 442 days Docetaxel monotherapy: 352 days (p= 0.0126) Hazard Ratio: 0.775

14.3 Comparative Bioavailability Studies

Summary of studies establishing bioequivalence of CAPECITABINE 500 mg tablets to Xeloda (Capecitabine) Tablets 500 mg (Reference Listed Drug)

Statistical summary of the comparative Bioavailability data:

A multicentre, randomized, double blind, two-period, two-treatment, two-way crossover, bioequivalence study of CAPECITABINE 500 mg tablets (Sivem Pharmaceuticals ULC) and Xeloda (capecitabine) tablets 500 mg (Hoffmann-La Roche Limited, Canada) was conducted in 43 male and female patients with metastatic breast cancer or colorectal cancer. The dose of the study medication was scaled to the body surface area of the study subjects (1250 mg/m^2), and was administered as single doses of 3 x 500 mg or 4 x 500 mg tablets, under fed conditions.

SUMMARY TABLE OF THE COMPARATIVE BIOAVAILABILITY DATA

Capecitabine (3 x 500 mg or 4 x 500 mg) From measured data Geometric Mean Arithmetic Mean (CV %)				
Parameter	**Test***	**Reference†**	**% Ratio of Geometric Means**	**90 % Confidence Interval**
AUC_T (ng.h / mL)	7799.93 8217.56 (34.8)	8025.27 8507.35 (38.6)	97.1	93.07-101.25%
AUC_I (ng.h / mL)	7848.97 8267.56 (34.7)	8056.97 8550.08 (38.9)	97.4	93.35-101.52%
C_{max} (ng / mL)	4998.75 5460.60 (45.7)	5453.35 6324.09 (59.1)	92.3	81.18-105.06%
T_{max}§ (h)	2.000 (0.500-5.000)	1.667 (0.500-5.000)		
$T_{½}$# (h)	0.571(35.2%)	0.591(35.4%)		

* CAPECITABINE 500 mg tablets-manufactured by Intas Pharmaceuticals Ltd., India for Sivem Pharmaceuticals ULC, Canada.

† Xeloda (Capecitabine) Tablets 500 mg - Distributed by Hoffmann-La Roche Limited, Canada, were purchased in Canada.

§ Expressed as the median (range) only

Expressed as the arithmetic mean (CV%) only

Detailed Pharmacology

Animal Pharmacology:

Capecitabine administration of doses up to 300 mg/kg (p.o.) in mice and rats and up to 30 mg/kg (i.v.) in anesthetized dogs, produced no biologically significant pharmacodynamic effects on the mammalian nervous, cardiovascular, respiratory, and gastrointestinal systems. At the highest doses [1,000 mg/kg (p.o.) in mice and rats and 100 mg/kg (i.v.) in dogs], capecitabine caused minimal changes in some of the above parameters. In anaesthetized cynomolgus monkeys, capecitabine infused i.v. at 10 and 30 mg/kg did not affect the parameters relating to cardiovascular and respiratory function. At 100 mg/kg (i.v.), it caused slight and transient hypotension and suppressed cardiac function. These effects were not considered critical.

Metabolic Conversion of Capecitabine in Animals: The cynomolgus monkey is the most predictive model of the toxicity that may occur in humans as the activity and distribution of the metabolizing enzymes carboxylesterase and cytidine deaminase are similar in this species to those seen in humans. In the mouse, as in humans and monkeys, conversion of the parent drug occurs via 5'-DFCR to 5'-DFUR. However, the efficiency of this conversion is less than that of the monkey. In contrast to monkey and mouse, the rat has minimal cytidine deaminase activity in major organs. Therefore, in the latter species, capecitabine is metabolized to 5'-DFCR; however, its subsequent conversion to 5'-DFUR is poor. The low activity of cytidine deaminase in the rat, which results in high plasma levels of 5'-DFCR relative to monkey and man, allowed the toxicity of 5'-DFCR to be investigated. For these reasons, the teratology and reproductive toxicity studies

were conducted in the mouse and the monkey.

Mechanism of Action: 5-FU is further metabolized to 5-fluoro-2'-deoxyuridine monophosphate (FdUMP) and 5-fluorouridine triphosphate (FUTP) and causes cell injury by two primary mechanisms. First, FdUMP binds covalently to thymidylate synthase (TS) and prevents formation of thymidylate, the precursor of thymidine triphosphate that is required for DNA synthesis, thereby inhibiting cell proliferation. The second mechanism results from the incorporation of FUTP into RNA in place of UTP, thereby preventing the correct nuclear processing of ribosomal RNA and messenger RNA. These effects are most marked on rapidly proliferating cells, such as tumour cells, which utilize 5-FU at a higher rate.

Clinical Pharmacokinetics:
The pharmacokinetics of capecitabine and its metabolites have been evaluated in 11 studies in a total of 213 cancer patients at a dosage range of 502 to 3514 mg/m^2/day. The parameters of capecitabine, 5'DFCR and 5'DFUR measured on days 1 and 14 were similar. AUC of 5-FU was 30% higher on day 14, but did not increase subsequently (day 22). At therapeutic doses, the pharmacokinetics of capecitabine and its metabolites were dose proportional, except for 5-FU. The elimination half-life of both capecitabine and 5-FU were about 45 minutes.

Absorption: The gastrointestinal absorption of capecitabine and its metabolites (5'-DFCR, 5'-DFUR and 5-FU) was rapid (median 2 hours; range 0.5 to 5 hours). Capecitabine is extensively absorbed since at least 70% of the dose was recovered in urine with low variability (CV of 30%).

Distribution: Binding of ^{14}C-capecitabine, ^{14}C-5'-DFCR and ^{3}H-5'-DFUR to human plasma proteins were determined *in vitro* by ultrafiltration. The concentration ranges used (0.2/0.5 to 200/500 mcgmL) encompassed the concentrations observed in plasma species *in vivo*. Plasma protein binding of capecitabine is low (54%, 10% and 60% for capecitabine, 5'-DFCR and 5'- DFUR, respectively) and is not concentration-dependent. Capecitabine was primarily bound to human albumin (approximately 35%).

Excretion: In three studies, concentrations of capecitabine and its metabolites (5'-DFCR, 5'-DFUR, 5-FU, FUH2, FUPA and FBAL) were measured in urine. Over 70% of the capecitabine dose was recovered in urine as drug-related material. The majority of the dose was recovered as FBAL (approximately 50%).

16 NON-CLINICAL TOXICOLOGY

The tables presented on the following pages provide the findings of the main toxicology, mutagenicity/genotoxicity and reproduction/teratology studies performed with capecitabine:

Acute Toxicity:

Title	Species/ Strain	No./Sex / Dose	Dose (mg/kg)	Duration of Observations/ Route of Administration	Maximum Non-Lethal Dose	Target Organs/Systems of Toxicity
Mouse Acute Study	Mouse / BDF1	5	250, 375, 500	14 days Intravenous	> 250 - < 375 mg/kg for males > 375 - < 500 mg/kg for females	High-Dose: 3 males and 2 females died. Transient ↓ spontaneous motor activity immediately after to 1 hour after dosing. Mid-Dose: One male died. Transient ↓ spontaneous motor activity immediately after to 1 hour after dosing. Low-Dose: No adverse effects observed.
Mouse Acute Study	Mouse / BDF1	5	1000, 2000	14 days Oral (gavage)	> 2000 mg/kg (limit dose)	Low & High Doses: Transient ↓ spontaneous motor activity from 15 minutes after dosing to 1 hour at 1000 mg/kg and 2-4 hours at 2000 mg/kg (↓ respiratory rate & prostration at high dose only). Transient ↓ food consumption, males, on day of dosing.
Rat Acute Study	Rat / (SD-Slc)	5	1000, 2000	14 days Oral (gavage)	> 2000 mg/kg (limit dose)	Low Dose: ↓ spontaneous motor activity and muscle relaxation (1 female) from 15-30 minutes after dosing. High Dose: ↓ spontaneous motor activity, muscle relaxation, and immobility in males and females, and slight salivation in 1 female from 15 minutes-4 hours after dosing
Monkey Pyramiding Study	Monkeys / Cynomolgus	2 males only	500, 1000, 2000[1]	14 days after final dosing Oral (naso-gastric)	> 2000 mg/kg (limit dose)	Low Dose: Emesis within 15 minutes of dosing; loose feces/diarrhea in 1 monkey the day after dosing. Mid-Dose: Emesis 1.5 or 6 hours post-dosing; loose feces/diarrhea in 1 monkey 6 hours after dosing. High Dose: Emesis within 15 minutes of dosing; salivation immediately after dosing; loose feces/diarrhea for approximately 1 week after dosing.

[1] 500 mg/kg (day 1), 1000 mg/kg (day 4), 2000 mg/kg (day 7)

Subchronic and Chronic (Long-Term) Toxicology Studies:

Title	Species/ Strain	No./ Sex/ Dose	Dose (mg/kg/ day)	Duration / Route of Administration	Target Organs / Systems of Toxicity
4-Week Mouse Study	Mouse / BDF1	6	0 198 395 791	4 weeks Oral (gavage)	Mid & High Doses: Slight anemia, ↑BUN (slight); ↑spleen weight (slight); enlarged nuclei and degenerated crypt cells in small intestine, ↑extramedullary hematopoiesis in spleen High Dose: ↓BMC (slight); ↓thymus weight (slight); slight atrophic changes in thymus and spleen, degeneration of hematopoietic cells in bone marrow
13-Week Mouse Study	Mouse / BDF1	151[1]	0 198 395 791/593[2]	13 Weeks + 4 weeks Recovery Oral (gavage)	Mid & High Dose: ↓RBC, ↑MCV, MCH, PLT; ↑spleen weight, ↓ovary weight; splenic extramedullary hematopoiesis, increased ratio of neutrophil myelocytes & degenerated erythroblasts in bone marrow, changes in female reproductive organs, regressive change of gastrointestinal tract High Dose: Mortality (11/30); ↓body weight, food intake; emaciation, ↓spontaneous motor activity, loose feces; ↓HCT, Hb, BMC; ↓testis & epididymis weights; atrophy of lymph node nodules and of thymus, ↓erythroblasts in bone marrow, changes in male reproductive organs. Found dead & moribund sacrificed mice also showed hyposthenia, hypothermia, bradypnea, or convulsion; ↓WBC, ↑reticulocytes; ↓thymus & uterus weights, ↑relative adrenal weight; atrophy of epidermis/sebaceous glands/hair follicles in skin. Recovery High Dose: ↑PLT, reticulocyte, BMC; enlarged spleen with increased weight; extramedullary hematopoiesis in spleen, ↑neutrophil myelocytes in bone marrow
4-Week Rat Study	Rat / (SD-Slc)	5	0 179.5 359 538.5	4 Weeks Oral (gavage)	High Dose: Slight ↓body weight gain and food intake (males); slight degeneration of rectal crypt cells
26-Week Rat Study	Rat / (SD-Slc)	20	0 179.5 359 538.5	26 Weeks Oral (gavage)	High and Mid Doses: ↓Body weight gain and food intake (males); ↑MCH, MCV (very slight), ↓serum total protein (very slight/males); proteinuria High Dose: (males only) ↓RBC (very slight); ↓urine volume and ↑specific gravity (slight); slight histopathologic changes in rectum (degenerated crypt cells, dilatation of glandular lumina, enlarged nuclei of crypt cells or epithelium)

[1] 10 for 13 week dosing, 5 for recovery.
[2] The high dose was changed from 791 mg/kg/day to 593 mg/kg/day on day 37.

Title	Species/ Strain	No./ Sex/ Dose	Dose (mg/kg/ day)	Duration / Route of Adminis-tration	Target Organs / Systems of Toxicity
4-Week Monkey Study & Toxico-kinetics	Monkey/ Cynomolgus *(Macaca fascicularis)*	3 (High dose: males only)	0 35.9 179.5 359	4 Weeks Oral (gavage)	Mid Dose: Decrease in duodenal and ileal mucosal folds Mid & High Doses: Loose feces, diarrhea; ↓body weight & food intake; ↓WBC, BMC; ↓thymus weight; gastrointestinal changes (dilated glandular lumina, enlarged nuclei of epithelial cells and crypt cells, atrophic glands), atrophic acinar cells in pancreas, atrophic lymph follicles in lymph nodes, spleen and tonsils, atrophic thymus, hypoplasia of hematopoietic cells in bone marrow, atrophy of acinar cells in salivary glands High Dose: Mortality - 2 males sacrificed moribund; emesis; in addition, 2 males sacrificed moribund showed ↓spontaneous motor activity, emaciation, hypothermia, lying on the side, staggering gait; atrophic mucosa and glands, enlarged glandular lumina, enlarged nuclei of mucosal epithelial cells and crypt cells in stomach and small intestine, atrophy of mucosal epithelium of tongue and esophagus, degeneration and hypertrophy of cortical cells, and hemorrhage in cortex of adrenals
13-week Monkey Study & Toxico-kinetics	Monkey / Cynomolgus (Macaca fascicularis)	4	0 54 108 215/162[1]	13 Weeks + 4 Weeks Recovery Oral (gavage)	Mid & High Doses: Loose feces; ↓RBC, WBC, HCT, Hb; small thymus and spleen, atrophied splenic nodules, decrease of lymphocyte in thymic cortex. High Dose: Mortality - 1 male died, 1 female sacrificed moribund; ↓food intake; ↓thymus & spleen weights; atrophied lymph nodules in tonsil. In addition, monkeys that died or were sacrificed moribund showed poor appetite, diarrhea, staggering gait, emesis, lying on the belly, ↓spontaneous motor activity, emaciation, hypothermia, pale oral mucosa; ↓body weight; ↓BMC, ↑platelet; enlarged adrenal & ↑weight; ↓adipose tissue, atrophy of thymus, regressive degeneration of gastrointestinal tract, lymphatic, & hematopoietic organs. No findings after recovery period.

[1]Days 0-31:215 mg/kg/day; days 32-34: cessation of administration; days 35-90: 162 mg/kg/day

Title	Species/ Strain	No./ Sex/ Dose	Dose (mg/kg/ day)	Duration / Route of Administration	Target Organs / Systems of Toxicity
26-Week Monkey Study	Monkey / Cynomolgus (Macaca fascicularis)	3	0 18 54 144	26 Weeks Oral (gavage)	High Dose: Mortality (1 female sacrificed moribund); loose feces; ↓ WBC (segmented neutrophils, lymphocytes), RBC, HCT and Hb; atrophy of thymus & lymphoid follicle of spleen. In addition, female monkey sacrificed moribund showed diarrhea, ↓ spontaneous motor activity, loss of appetite, pale oral mucosa, emaciation, prone position, hypothermia, bradypnea; ↓ body weight & food intake; ↓ BMC, ↑ relative lymphocytes, ↓ total cholesterol, glucose, Ca, Na, K, Cl, ↑ creatinine, BUN, α-1 globulin; enlarged adrenals, small thymus, liquid feces in large intestine, no contents in stomach or small intestine; ↓ absolute weights of heart, liver, kidney, thymus, ↑ relative weights of brain, lung, adrenals; histopathologic changes in digestive system (degeneration or hyperplasia of mucosal epithelium, hyperplasia of muscularis mucosa, fibroplasia of submucosa, blunting and fusing of villi); atrophy of lymphoid follicles of spleen; atrophic thymus; lymphocyte depletion of mesenteric lymph node; decreased cellularity of bone marrow; hypoplasia of squamous epithelium in skin, mammary gland, tongue, esophagus, vagina; atrophy of hair follicle of skin; degranulation of acinar cell in pancreas (islet cells of the pancreas were unaffected).
52-Week Monkey Study & Toxico-kinetics	Monkey / Cynomolgus (Macaca fascicularis)	4	0 36 72 108	52 weeks Oral (gavage)	All treated groups: Dose-related increase of post-dosing salivation, slight ↓ WBC, dosage-related ↑ myeloid left shift. High Dose: Regurgitation, ↓ relative thymus weight (marginal) with ↓ lymphocytes in thymic cortex and proliferated hematopoietic cells in bone marrow.

Carcinogenicity Study:

Title	Species/ Strain	No./ Sex/ Dose	Dose (mg/kg/ day)	Duration / Route of Administration	Target Organs / Systems of Toxicity
24-Month Mouse Carcinogenicity Study	Mouse / BDF1	50/ sex/ group	0 - Control -1 0 - Control - 2 30, 60, 90	24-Month Oral (dietary admixture)	Low Dose: ↑ MCV, MCH (females only) Mid Dose: ↑ MCV, MCH, ↓ RBC, ↓ testes weights High Dose: ↓ RBC, Hb, HCT, ↑ MCV, MCH, platelets ↓ Thymus and testes weight (males only) There was no evidence of an oncogenic potential

Mutagenicity and Genotoxicity Studies:

Title	Assay System	Concentration of Capecitabine Assayed	Duration of Exposure	Genotoxic and Other Findings
Bacterial Cell Gene Mutation (Exploratory)	Ames Test: standard plate incorporation method using strains TA98 & TA100 of *Salmonella typhimurium* with & without metabolic activation (S9 mix) (S9 mix)	4 to 1000 mcg/plate	48 hrs	No mutagenic activity observed with or without metabolic activation.
Gene mutation test in Cultured Mammalian Cells	Chinese hamster lung cells V79/HPRT with and without metabolic activation	100 to 4000 mcg/mL (without metabolic activation) 100 to 5000 mcg/mL (with metabolic activation)	16 hrs (without metabolic activation) 5 hrs (with metabolic activation)	No mutagenic activity observed with or without metabolic activation. <u>Cytotoxicity</u> Relative cell viability: 42-51% at 4000 mcg/mL without metabolic activation 50-92% at 5000 mcg/mL with metabolic activation
Chromosome Aberration (*in vitro*)	Human peripheral blood lymphocytes with and without metabolic activation	50 to 500 mcg/mL (without metabolic activation) 250 to 3600 mcg/mL (with metabolic activation)	24 & 48 hrs (without metabolic activation) 3 hrs (with metabolic activation)	<u>Without metabolic activation</u>: Clastogenic and cytotoxic at doses of 250 & 500 mcg/mL. <u>With metabolic activation</u>: Not clastogenic or cytotoxic.
Chromosome Aberration (*in vivo*)	Mouse micronucleus test Strain: Füllinsdorf Moro Albino	Oral Dose (mg/kg) 500 1000 2000	Post-dose 24 hrs 24 hrs 24 & 48 hrs	The frequency of micronucleated polychromatic erythrocytes was not statistically significantly increased at any of the sampling times. No signs of toxicity in bone marrow cells.

Reproduction and Teratology Studies:

Title	Species/ Strain	No./Sex/ Dose	Dose (mg/kg/ day)	Duration / Route of Administration	Target Organs / Systems of Toxicity
Mouse Fertility Study	Mouse / BDF1	24	0 190 380 760	Males: 28 days before, through confirmation of fertility Females: 14 days before, through mating & until day 6 of gestation Oral (gavage) Recovery: following cessation of treatment, high-dose females that had unsuccessfully mated were re-mated with control or high- dose males.	**Parental mice:** No drug-related deaths. High Dose: ↓ body weight gain & food intake, emaciation, slight ↓ spontaneous motor activity; ↓ mating index (due to disturbed estrous cycle) & female fertility index; ↓ testes & epididymes weights, degeneration & decrease of spermatocytes & spermatids in testes, ↑ degenerative spermatogenic cells in epididymes in males; no live fetuses, ↑ resorptions (early deaths). Mid Dose: ↓ live fetuses, ↑ resorptions (early deaths). **Fetus:** Slight ↓ female fetal body weights, slight ↑ fetuses with external anomalies. **Recovery:** Adverse effects reversed. No adverse effects on reproductive performance, fetal viability, or body weight; no fetal malformations.
Mouse Embryo-toxicity & Terato-genicity Study	Mouse / BDF1	ca. 20 mated females	0 190 395 791	Day 6 - 15 of gestation (1st day of gestation = day 0) Oral (gavage)	**Dams:** No drug-related deaths. All treated groups: Dose-dependent ↓ body weight gain & food intake; dose-dependent ↓ live fetuses and ↑ early resorption rate. High Dose: No live fetuses. High & Mid Doses: Most had complete resorptions. Mid Dose: Only one dam with live fetuses. Low Dose: Slight ↑ late resorptions. **Fetus:** Mid Dose: Oligodactyly. Mid and Low Dose: ↓ fetal body weight. Low Dose: Cleft palate, anophthalmia, microphthalmia, oligodactyly, polydactyly, syndactyly, kinky tail; dilated cerebral ventricles.

Title	Species/ Strain	No./Sex / Dose	Dose (mg/kg / day)	Duration / Route of Administration	Target Organs / Systems of Toxicity
Mouse Embryo-toxicity & Teratogenicity Study (Supplement to Study Ref. 2302)	Mouse/ BDF1	ca. 20 mated females	0 25 50 100	Day 6 - 15 of gestation (1st day of gestation = day 0) Oral (gavage)	**Dams:** All groups: No drug-related deaths. High Dose: Slight ↓ body weight gain and food intake. **Fetus:** No treatment-related effects.
Mouse Embryo-toxicity & Teratogenicity Study (Supplementary Segment II - F1 pup evaluation)	Mouse/ BDF1	ca. 20 mated females	0 50 100 200	Day 6 - 15 of gestation (1st day of gestation = day 0) Oral (gavage)	**Dams:** No drug-related deaths. High Dose: Slight ↓ body weight gain and food intake; slightly prolonged gestation period. **Pups:** High Dose: ↓ Live neonates, ↓ viability index from day 0 to day 4 after birth, slight ↓ body weight gain, ↑ number of pups with skeletal abnormalities (domed head, kinky tail), retardation of ossification, slight ↑ ambulation in open field test. High & Mid Doses: Deaths with domed head and hydrocephaly; swollen spleen at necropsy with extramedullary hematopoiesis.
Monkey Preliminary Embryo- toxicity & Terato- genicity Study	Monkey / Cynomolgus (Macaca fascicularis)	2 pregnant females	90 180	Day 20 - 50 of gestation Oral (gavage)	**Dams:** No deaths in any group. High Dose: Abortion (1 between days 40 - 50 of gestation). High and Low Doses: Embryonic death (1 in each group, high dose on day 40 of gestation, low dose on day 50 of gestation); ↓ food intake in dams with embryonic death and abortion. **Fetus:** High and Low Doses: No placental or external anomalies in dead embryos or live fetuses. Low Dose: One normal male fetus; no abnormalities in body weight, or visceral or skeletal findings.

Title	Species/ Strain	No./Sex/ Dose	Dose (mg/kg/ day)	Duration / Route of Administration	Target Organs / Systems of Toxicity
Monkey Embryo-toxicity & Terato-genicity Study	Monkey / Cynomolgus (Macaca fascicularis)	5 pregnant females	0 22.5 45 90	Day 20 - 50 of gestation Oral (gavage)	**Dams** No maternal deaths or adverse effects. High Dose: Abortion (1 between days 30 - 40 of gestation). Low Dose: Embryonic death (1 on day 30 of gestation). **Fetus:** No treatment-related changes observed in the examinations of live fetuses.
Mouse Peri- and Post-natal Study (Segment III)	Mouse/ BDF1	ca. 20 mated females (F0 generation)	0 100 200 400	From day 15 of gestation, through lactation to day 20 post-partum (First day of gestation = gestation day 0) (First day of lactation = lactation day 0) Oral (gavage)	**Dams:** No treatment-related deaths or adverse effects. **Pups (F1):** No treatment-related findings.

17 SUPPORTING PRODUCT MONOGRAPHS

1. Pr XELODA (capecitabine) Tablets 150 mg and 500 mg, Control No. 247293, Product Monograph, Hoffmann-La Roche limited, Canada, Inc. (April 19, 2021).

PATIENT MEDICATION INFORMATION

READ THIS FOR SAFE AND EFFECTIVE USE OF YOUR MEDICINE

PrCAPECITABINE
Capecitabine Tablets, USP

Read this carefully before you start taking **CAPECITABINE** and each time you get a refill. This leaflet is a summary and will not tell you everything about this drug. Talk to your healthcare professional about your medical condition and treatment and ask if there is any new information about **PrCAPECITABINE**.

Serious Warnings and Precautions

Serious side effects include:

- **Severe dehydration** may cause rapid loss of kidney functions including kidney failure. This may lead to death.
- Sudden death due to **heart problems** including irregular heartbeat.
- **Severe skin reactions** such as hand-and-foot syndrome, Stevens-Johnson Syndrome [SJS] and Toxic Epidermal Necrolysis [TEN].
- **Severe toxicity including death in patients who do not have an enzyme called dihydropyrimidine dehydrogenase (DPD).** If you lack this enzyme you should not take CAPECITABINE. Your healthcare professional might check to see if you have this enzyme before you can take CAPECITABINE .
- **Increased bleeding** in patients also taking medicines that thin the blood. This can happen as soon as a few days after you start taking CAPECITABINE. It can also happen later during treatment and possibly even within 1 month after you stop taking CAPECITABINE. Before you start taking CAPECITABINE, tell your healthcare professional if you are also taking a blood thinner medicine, like warfarin. Your doctor might check the clotting time of your blood before you take CAPECITABINE and while you are taking it. Increased bleeding in patients also taking medicines that thin the blood. This can happen as soon as a few days after you start taking CAPECITABINE. It can also happen later during treatment and possibly even within 1 month after you stop taking CAPECITABINE. Before you start taking CAPECITABINE, tell your healthcare professional if you are also taking a blood thinner medicine, like warfarin. Your doctor might check the clotting time of your blood before you take CAPECITABINE and while you are taking it.

See "Serious side effects and what to do about them" table for more information.

What is CAPECITABINE used for?
CAPECITABINE is used to treat patients with:

- Stage III colon cancer (Duke's stage C) which is a condition where the cancer of thecolon has spread to other areas. It is used after surgery has been performed.
- Cancer of the colon or rectum that is called metastatic. Metastatic means the cancer hasspread to other parts of the body.
- Metastatic cancer of the colon or rectum in combination with another cancer medicine called oxaliplatin. In these patients, it is used after another medicine called irinotecan was tried previously.

- Breast cancer that is advanced or metastatic after therapy with other medicines has not worked.
- Breast cancer that is advanced or metastatic in combination with another cancer medicine called docetaxel. In these patients it is used when other medicines have not worked.

How does CAPECITABINE work?
CAPECITABINE belongs to a family of medications called the fluoropyrimidines. These medications interfere with the growth of cells that rapidly divide in the body, including cancer cells. CAPECITABINE is converted to the medicine fluorouracil in the body. It prevents the growth of cancer cells and kills them.

What are the ingredients in CAPECITABINE?

Medicinal ingredient: capecitabine
Non-medicinal ingredients: croscarmellose sodium, lactose anhydrous, ferric oxide red, ferric oxide yellow, hypromellose, magnesium stearate, microcrystalline cellulose, talc, titanium dioxide.

CAPECITABINE comes in the following dosage forms:
As tablets containing 150 mg and 500 mg capecitabine.

Do not use CAPECITABINE if you:
- Are allergic to capecitabine, 5-fluorouracil.
- Are allergic to any of the other non-medicinal ingredients in CAPECITABINE.
- Have severe kidney problems.
- Have been told that you do not have an enzyme called dihydropyrimidine dehydrogenase (DPD).
- Are being treated now or have been treated in the last 4 weeks with brivudine, sorivudine or similar classes of medicines[1] as treatment of herpes zoster (chickenpox or shingles).

[1]sorivudine and brivudine are not approved in Canada

It is not known if CAPECITABINE is safe and effective in patients younger than 18 years of age.

To help avoid side effects and ensure proper use, talk to your healthcare professional before you take CAPECITABINE. Talk about any health conditions or problems you may have, including if you:
- Are allergic to other medications, food and dyes.
- Are taking phenytoin (Dilantin) or fosphenytoin (Cerebyx). Your doctor may need to check the levels of phenytoin in your blood more often.
- Are taking docetaxel.
- Have heart problems.
- Have liver problems.
- Have kidney problems.
- Are pregnant, plan to become pregnant or are breastfeeding or are planning to breastfeed.
- Are 60 years of age or older.

Other warnings you should know about:
- CAPECITABINE may impair fertility in females and males.
- **Female Patients:** You should not become pregnant while you are taking CAPECITABINE. This is because it can harm your unborn child. Before you start taking CAPECITABINE, it is recommended

that you test to make sure you are not pregnant. You must use effective birth control while you are taking CAPECITABINE and for 6months after you stop taking it. Talk to your healthcare professional about effective methods of birth control.

- **Male Patients:** You should not father a child if you are taking CAPECITABINE. If your female partner is of childbearing age, you must use effective birth control while you are taking CAPECITABINE and for 3 months after you stop taking it. Talk to your healthcare professional about effective methods of birth control for you and your partner.
- You should stop breastfeeding during treatment with CAPECITABINE and for 2 weeks after the final dose.
- If you are over 65 years old, you may be more sensitive to the toxic side effects of CAPECITABINE. Watch more carefully for possible diarrhea, nausea, and vomiting.
- If you experience persistent or severe hand-and-foot syndrome while taking CAPECITABINE, it can eventually lead to loss of fingerprints. This could impact your identification by fingerprint scan.
- **Driving and using machines**: CAPECITABINE may make you feel dizzy, nauseous or tired. This may affect your ability to drive a car or operate machines. Before driving or using machines, wait until you are feeling well again.
- **Your doctor may tell you to decrease the dose or stop CAPECITABINE treatment for a while if side effects appear**. If caught early, most of these side effects usually improve after you stop taking CAPECITABINE. If they do not improve within 2 to 3 days, call your doctor again. After side effects have improved, your doctor will tell you whether to start taking CAPECITABINE again and what is the right dose for you.

Tell your healthcare professional about all the medicines you take, including any drugs, vitamins, minerals, natural supplements or alternative medicines.

The following may interact with CAPECITABINE:

- Medicine used to treat seizures such as phenytoin and posphenytoin.
- Blood thinner medicine such as warfarin and phenprocoumon
- Medicine used to treat heartburn and acid indigestion such as Maalox
- Leucovorin, a medicine used to prevent the harmful effects of cancer chemotherapy medication
- Certain medicines used specifically for treating viral infections such as sorivudine and brivudine[2]

[2]sorivudine and brivudine are not approved in Canada.

How to take CAPECITABINE:

- Take CAPECITABINE exactly as your healthcare professional tells you to.
- Swallow tablets whole with water.
- Take CAPECITABINE within 30 minutes after finishing a meal.
- Do not crush or cut CAPECITABINE tablets.
- If you cannot swallow CAPECITABINE tablets, speak to your healthcare professional.
- Stay under your healthcare professional's care while taking CAPECITABINE.
- Your healthcare professional might change your dose or stop your treatment if you develop certain side effects.

Usual dose:

The usual dose of CAPECITABINE depends on your body surface size. Your healthcare professional will

tell you how much CAPECITABINE to take.

You may need to take a combination of 150 mg and 500 mg tablets. **To get the right dose, it is very important that you identify the tablets correctly each time you take CAPECITABINE.** Taking the wrong tablets could result in an overdose (too much medication) or underdose (too little medication).

Take the tablets twice a day (morning and evening doses) as your doctor prescribed. Do not take more than your prescribed dose, more often or for a longer time than your doctor told you to.

CAPECITABINE is taken in 21 day cycles. This means you take CAPECITABINE for 14 days and then stop taking it for 7 days. It is important to have this rest period. Your doctor will tell you how many cycles of treatment you will need.

For the treatment of colon cancer following complete surgical removal, CAPECITABINE is usually taken for eight 21-day cycles (i.e. for a total of 24 weeks or approximately 6 months).

Overdose:

If you think you, or a person you are caring for, have taken too much CAPECITABINE, contact a healthcare professional, hospital emergency department, or regional poison control centre immediately, even if there are no symptoms.

Missed Dose:
If you forget a dose of CAPECITABINE, do not take the missed dose at all. Take your next dose at the usual time and check with your doctor. Do not take a double dose.

What are possible side effects from using CAPECITABINE?
These are not all the possible side effects you may have when taking CAPECITABINE. If you experience any side effects not listed here, tell your healthcare professional.

Side effects may include:

- Constipation
- Skin irritation
- Fever
- Pins and needles sensation
- Loss of appetite
- Eye irritation
- Indigestion
- Heartburn
- Hair loss
- Taste altered
- Dizziness
- Nail changes, deformation, or abnormality
- Pain in limb
- Headache
- Trouble sleeping

- Muscle pain

Serious side effects and what to do about them			
Symptom / effect	**Talk to your healthcare professional**		**Stop taking drug and get immediate medical help**
	Only if severe	**In all cases**	
VERY COMMON			
Diarrhea		✓	
Tiredness or fatigue		✓	
Nausea		✓	
Vomiting		✓	
Reduced white blood cell, red blood cells and platelets in the blood: bleeding, bruising, chills, fatigue, fever, infections, weakness.		✓	
Stomatitis (inflammation of the mouth, tongue and throat): sores, ulcers, redness, pain or swelling of the mouth including inside, the tongue or the throat, problems eating.		✓	
Hand-foot Syndrome: tingling, numbness, pain, swelling, redness or blisters of the palms of the hands or soles of feet.		✓	
COMMON			
Infection: cough, fever, pain during urination, sore throat		✓	
Increased chance of unusual bleeding		✓	
Dehydration: increased thirst, dry or sticky mouth, headache, less urination, dark yellow urine.		✓	
Heart problems: chest pain, abnormal heart rate, fainting, heart skipping a beat, shortness of breath, swelling of ankles or legs, weakness.		✓	
UNCOMMON			
Liver problems: abdominal pain, dark urine, fatigue, light-coloured stool, loss of appetite, nausea, vomiting, yellowing of the skin or eyes (jaundice).		✓	

Kidney problems: back and abdominal pain, change in the colour of urine, drowsiness, confusion or coma, fatigue, swelling of the legs and feet, nausea, vomiting, water retention, and weight gain.		✓	
VERY RARE			
Leukoencephalopathy (brain disease): lack of coordination or balance, loss of vision, personality or mood changes, trouble speaking, weakness.		✓	
UNKNOWN			
Angioedema (swelling in your body that is serious): swelling of face, lips, tongue, throat, eyes and/or mouth, hives, rash, voice changes, a harsh vibrating noise when breathing, severe difficulty breathing, fainting sensation or collapse.		✓	

If you have a troublesome symptom or side effect that is not listed here or becomes bad enough to interfere with your daily activities, tell your healthcare professional.

Talk to your healthcare professional if you experience **any diarrhea, vomiting or nausea. Stop taking CAPECITABINE and call your doctor immediately if you notice any of the following additional symptoms in regards to your diarrhea, vomiting or nausea.** Your doctor can then adjust CAPECITABINE to a dose that is right for you. This should help to reduce the side effects and stop them from getting worse.

Diarrhea
- an additional 4 bowel movements a day beyond what is normal or any diarrhea at night
- if you have a colostomy, an increase in loose, watery fluid in your colostomy bag
- any diarrhea together with soreness of the mouth affecting your ability to drink enough fluids

Vomiting
- vomiting more than once in 24 hours, especially if you also have diarrhea

Nausea
- loss of appetite or eating less food than usual each day

Side effects may differ when taking CAPECITABINE in combination with docetaxel compared with taking CAPECITABINE alone. In addition to the above side effects listed, increased tears, joint pain, muscle pain, and sore throat be occur. Talk to your doctor for more information on the possible side effects that may

occur when taking CAPECITABINE in combination with docetaxel.

Reporting Side Effects

You can report any suspected side effects associated with the use of health products to Health Canada by:

- Visiting the Web page on Adverse Reaction Reporting (https://www.canada.ca/en/health-canada/services/drugs-health-products/medeffect-canada/adverse-reaction-reporting.html) for information on how to report online, by mail or by fax; or
- Calling toll-free at 1-866-234-2345.

NOTE: Contact your health professional if you need information about how to manage your side effects. The Canada Vigilance Program does not provide medical advice.

Storage:
Keep out of reach and sight of children.

Store at room temperature (15-30° C), in the original package.

Special handling using appropriate equipment and disposal procedures, should be taken as CAPECITABINE can be harmful to normal cells of the body. Any unused medicinal product or waste material should be disposed in accordance with local requirements.

If you want more information about CAPECITABINE:

- Talk to your healthcare professional
- Find the full product monograph that is prepared for healthcare professionals and includes this Patient Medication Information by visiting the Health Canada website: (https://www.canada.ca/en/health-canada/services/drugs-health-products/drug-products/drug-product-database.html); the manufacturer's website (www.sivem.ca), or by calling 1-855-788-3153.

This leaflet was prepared by Sivem Pharmaceuticals ULC.

Last revised: May 29, 2026